

# FUJITSU Enterprise Postgres 13 on IBM LinuxONE™



## Manual Set

Getting Started >

[Documentation Roadmap >](#)

[Glossary >](#)

[General Description >](#)

[Release Notes >](#)

DevSecOps >

[Application Development Guide >](#)

[Operation Guide >](#)

[Security Operation Guide >](#)

[Cluster Operation Guide >](#)

[Connection Manager User Guide >](#)

Installation/Setup >

[Server >](#)

[Client >](#)

[Server Assistant >](#)

Reference >

[Glossary >](#)

[Reference Guide >](#)

[Message Guide >](#)

# FUJITSU Enterprise Postgres 13 on IBM LinuxONE™



## Getting Started

[Documentation Roadmap >](#)

[Glossary >](#)

[General Description >](#)

[Release Notes >](#)

# FUJITSU Enterprise Postgres 13 on IBM LinuxONE™



## Documentation Roadmap

# Preface

---

## Purpose of this document

This document is intended for users of "FUJITSU Software Enterprise Postgres" (hereafter referred to as "FUJITSU Enterprise Postgres"), and explains how to read the manuals.

## Structure of this document

The structure and content of this manual is shown below.

### [Chapter 1 How to Read the Manuals](#)

This section explains the notational conventions in FUJITSU Enterprise Postgres manuals.

### [Chapter 2 Trademarks](#)

This section explains the trademarks.

## Export restrictions

Exportation/release of this document may require necessary procedures in accordance with the regulations of your resident country and/or US export control laws.

## Issue date and version

|                         |
|-------------------------|
| Edition 1.0: April 2021 |
|-------------------------|

## Copyright

Copyright 2019-2021 FUJITSU LIMITED



# Contents

---

|   |   |
|---|---|
| Chapter 1 How to Read the Manuals.....                | 1 |
| 1.1 Intended Products.....                            | 1 |
| 1.2 Abbreviations of Manual Titles.....               | 1 |
| 1.3 System of Manuals and How to Use the Manuals..... | 1 |
| 1.3.1 System of Manuals.....                          | 1 |
| 1.3.2 Documentation Road Map.....                     | 3 |
| 1.4 Notational Conventions in the Manuals.....        | 4 |
| 1.4.1 Abbreviation of Product Names.....              | 4 |
| 1.4.2 FUJITSU Enterprise Postgres Conventions.....    | 5 |
| 1.4.2.1 Server.....                                   | 5 |
| 1.4.2.2 Client.....                                   | 5 |
| 1.4.3 Symbol Convention.....                          | 6 |
| 1.5 Notes about Manuals.....                          | 6 |
| Chapter 2 Trademarks.....                             | 7 |

# Chapter 1 How to Read the Manuals

The FUJITSU Enterprise Postgres manuals use certain notational conventions and rules. Pay attention to these conventions and rules when reading the FUJITSU Enterprise Postgres manuals.

## 1.1 Intended Products

The manuals apply to the following products:

- FUJITSU Enterprise Postgres Advanced Edition

## 1.2 Abbreviations of Manual Titles

The following tables list abbreviations of the titles of manuals for FUJITSU Enterprise Postgres as they appear in the manuals.

| Formal manual title   | Abbreviation in FUJITSU Enterprise Postgres manuals |
|---|---|
| FUJITSU Enterprise Postgres Release Notes                                     | Release Notes                                       |
| FUJITSU Enterprise Postgres General Description                               | General Description                                 |
| FUJITSU Enterprise Postgres Installation and Setup Guide for Server           | Installation and Setup Guide for Server             |
| FUJITSU Enterprise Postgres Installation and Setup Guide for Client           | Installation and Setup Guide for Client             |
| FUJITSU Enterprise Postgres Installation and Setup Guide for Server Assistant | Installation and Setup Guide for Server Assistant   |
| FUJITSU Enterprise Postgres Operation Guide                                   | Operation Guide                                     |
| FUJITSU Enterprise Postgres Cluster Operation Guide (Database Multiplexing)   | Cluster Operation Guide (Database Multiplexing)     |
| FUJITSU Enterprise Postgres Security Operation Guide                          | Security Operation Guide                            |
| FUJITSU Enterprise Postgres Application Development Guide                     | Application Development Guide                       |
| FUJITSU Enterprise Postgres Connection Manager User's Guide                   | Connection Manager User's Guide                     |
| FUJITSU Enterprise Postgres Reference   | Reference   |
| FUJITSU Enterprise Postgres Java API Reference                                | Java API Reference                                  |
| FUJITSU Enterprise Postgres Glossary  | Glossary  |
| FUJITSU Enterprise Postgres Messages  | Messages  |
| PostgreSQL 13.1 Documentation   | PostgreSQL Documentation                            |

## 1.3 System of Manuals and How to Use the Manuals

This section describes the system of manuals for FUJITSU Enterprise Postgres.

### 1.3.1 System of Manuals

#### FUJITSU Enterprise Postgres manuals

The table below shows the manuals on FUJITSU Enterprise Postgres.

| <b>Use/Purpose</b>  | <b>Manual title</b>                               | <b>Content</b>  | <b>When to read</b>   |
|---|---|---|---|
| Deciding whether to upgrade the product.  | Release Notes                                     | Overview of upgraded features and incompatibility information.  | When learning about features upgraded from earlier versions and incompatibility information.                                    |
| Acquiring an overview of the product and the basic information required for work and operation. | General Description                               | Description of all available functions associated with each intended purpose or use, and screenshots of operations. | When learning basic information and restrictions that system engineers and operators must know to actually operate the product. |
| Installing and setting up FUJITSU Enterprise Postgres correctly to enable its use.              | Installation and Setup Guide for Server           | Procedure for installing and setting up FUJITSU Enterprise Postgres.  | When installing and setting up FUJITSU Enterprise Postgres.   |
| Installing the FUJITSU Enterprise Postgres client function correctly to enable its use.         | Installation and Setup Guide for Client           | Installing the FUJITSU Enterprise Postgres client function.   | When installing the FUJITSU Enterprise Postgres client function.  |
| Installing and setting up the FUJITSU Enterprise Postgres Server Assistant.                     | Installation and Setup Guide for Server Assistant | Procedure for installing and setting up the FUJITSU Enterprise Postgres Server Assistant.                           | When installing and setting up the FUJITSU Enterprise Postgres Server Assistant.  |
| Operating and managing FUJITSU Enterprise Postgres.   | Operation Guide                                   | Description of the tasks required in FUJITSU Enterprise Postgres management and operation.                          | When learning how to operate and manage the databases.  |
| Performing switchover using database multiplexing mode.   | Cluster Operation Guide (Database Multiplexing)   | Description of the tasks required for database multiplexing operation.  | When using database multiplexing mode to create operating environment for switchover and perform it.                            |
| Performing security operation.  | Security Operation Guide                          | Description of the tasks required for security operations.  | When using security features and performing security operation in FUJITSU Enterprise Postgres.                                  |
| Applications using the interface provided by FUJITSU Enterprise Postgres.                       | Application Development Guide                     | Procedure for creating an application using embedded SQL, JDBC driver, ODBC driver.                                 | When developing an application using the interface provided by FUJITSU Enterprise Postgres.                                     |
| Performing high availability system using the Connection Manager feature.                       | Connection Manager User's Guide                   | Description of the features, setup, and usage of Connection Manager.  | When using Connection Manager features by FUJITSU Enterprise Postgres.  |
| Usage of FUJITSU Enterprise Postgres commands.  | Reference   | Description of the FUJITSU Enterprise Postgres commands expanded on from PostgreSQL.                                | When learning FUJITSU Enterprise Postgres command functions, options, and examples of use.                                      |
| Learning the syntax of the JDBC API.  | Java API Reference                                | Description of the syntax of the JDBC API.  | When learning the syntax of the JDBC API.   |

| Use/Purpose  | Manual title | Content   | When to read   |
|--|--------------|---|--|
| Learning the meaning of the terms of FUJITSU Enterprise Postgres.                    | Glossary     | Description of the terms used in the FUJITSU Enterprise Postgres manuals.       | When checking the meaning of terms used in the FUJITSU Enterprise Postgres manuals.                |
| Referring to messages from FUJITSU Enterprise Postgres and taking measures for them. | Messages     | Description of each message and description of any measures to be taken for it. | When finding out the specific measures for dealing with messages from FUJITSU Enterprise Postgres. |

## PostgreSQL manual

The table below shows the manual on PostgreSQL-compatible features.

| Use/Purpose                         | Manual title             | Content   | When to read                         |
|-------------------------------------|--------------------------|---|--------------------------------------|
| Learning about PostgreSQL features. | PostgreSQL Documentation | Official PostgreSQL documentation.<br><br>Explains all features officially supported by the relevant version of PostgreSQL. | When learning how to use PostgreSQL. |

## 1.3.2 Documentation Road Map

This section provides a documentation roadmap, broken down by user role.

### Database administrator

The database administrator is a user who performs FUJITSU Enterprise Postgres installation and setup, and who operates and monitors the database.

Refer to the manuals in the table below, according to purpose:

|                  | Purpose  | Manual name         |   |
|------------------|--|---------------------|---|
| Required reading | To learn about upgraded features and incompatibility information | Release Notes       |   |
|                  | To read an overview of the software                              | General Description |   |
|                  | To perform installation and setup                                |                     | Installation and Setup Guide for Server           |
|                  |  |                     | Cluster Operation Guide (Database Multiplexing)   |
|                  |  |                     | Connection Manager User's Guide                   |
|                  | To install the Server Assistant                                  |                     | Installation and Setup Guide for Server Assistant |
|                  | To operate and monitor   |                     | Operation Guide                                   |
|                  |  |                     | Security Operation Guide                          |
|                  |  |                     | Cluster Operation Guide (Database Multiplexing)   |
| Reference        |  |                     |   |



|                      | Purpose                            | Manual name                     |
|----------------------|------------------------------------|---------------------------------|
|                      | Using Connection Manager features  | Connection Manager User's Guide |
|                      | Reference                          | Messages                        |
|                      |                                    | Glossary                        |
| Refer to as required | To learn about PostgreSQL features | PostgreSQL Documentation        |

## Application developer

The application developer is a user who defines the database and develops applications.

Refer to the manuals in the table below, according to purpose:

|                      | Purpose  | Manual name                             |
|----------------------|--|---|
| Required reading     | To learn about upgraded features and incompatibility information | Release Notes                           |
|                      | To read an overview of the software                              | General Description                     |
|                      | To perform installation and setup                                | Installation and Setup Guide for Client |
|                      | To define a database   | Operation Guide                         |
|                      | To develop applications  | Application Development Guide           |
|                      |  | Java API Reference                      |
|                      | Using Connection Manager features                                | Connection Manager User's Guide         |
| Reference            | Messages   |   |
|                      | Glossary   |   |
| Refer to as required | To learn about PostgreSQL features                               | PostgreSQL Documentation                |

## 1.4 Notational Conventions in the Manuals

---

Manual titles and product names in the manual are abbreviated.

This section explains the notational conventions for abbreviations and platform-specific information in the manuals.

### 1.4.1 Abbreviation of Product Names

---

The following table lists abbreviations of the names of products related to FUJITSU Enterprise Postgres as they appear in the manuals.

| Formal name   | Abbreviation |
|---|--------------|
| Red Hat(R) Enterprise Linux(R) 8 (for IBM Z) and<br>SUSE Linux Enterprise Server 12 (for IBM Z) | Linux        |
| Red Hat(R) Enterprise Linux(R) 8 (for IBM Z)  | RHEL8        |
| SUSE Linux Enterprise Server 12 (for IBM Z)   | SLES 12      |
| Windows(R) 8.1,<br>Windows(R) 8.1 Pro,<br>Windows(R) 8.1 Enterprise,<br>Windows(R) 10 Home,     | Windows(R)   |

| Formal name   | Abbreviation  |
|---|---|
| Windows(R) 10 Education,<br>Windows(R) 10 Pro,<br>Windows(R) 10 Enterprise,<br>Microsoft(R) Windows Server(R) 2012 Datacenter,<br>Microsoft(R) Windows Server(R) 2012 Standard,<br>Microsoft(R) Windows Server(R) 2012 Essentials,<br>Microsoft(R) Windows Server(R) 2012 Foundation,<br>Microsoft(R) Windows Server(R) 2012 R2 Datacenter,<br>Microsoft(R) Windows Server(R) 2012 R2 Standard,<br>Microsoft(R) Windows Server(R) 2012 R2 Essentials,<br>Microsoft(R) Windows Server(R) 2012 R2 Foundation,<br>Microsoft(R) Windows Server(R) 2016 Datacenter,<br>Microsoft(R) Windows Server(R) 2016 Standard and<br>Microsoft(R) Windows Server(R) 2016 Essentials<br>Microsoft(R) Windows Server(R) 2019 Datacenter,<br>Microsoft(R) Windows Server(R) 2019 Standard and<br>Microsoft(R) Windows Server(R) 2019 Essentials |   |
| Internet Explorer(R) 11   | Internet Explorer                                     |
| Microsoft(R) Edge   | Edge  |
| Java Naming and Directory Interface   | JNDI  |
| Java(TM) 2 SDK, Standard Edition,<br>Java(TM) 2 Platform, Enterprise Edition,<br>Java(TM) Platform, Standard Edition and<br>Java(TM) Development Kit  | JDK   |
| Java(TM) 2 Runtime Environment, Standard Edition and<br>Java(TM) Runtime Environment  | JRE   |
| FUJITSU Enterprise Postgres Advanced Edition (64bit)  | AE or FUJITSU Enterprise<br>Postgres Advanced Edition |
| IBM mainframe (z14)   | IBM z14   |
| IBM mainframe (z15)   | IBM z15   |

Remarks: The symbols (R) and (TM) may be omitted in this manual.

## 1.4.2 FUJITSU Enterprise Postgres Conventions

The naming conventions for the FUJITSU Enterprise Postgres product names and functions used in the FUJITSU Enterprise Postgres manuals are shown below.

### 1.4.2.1 Server

The names used in the manuals in explanations regarding FUJITSU Enterprise Postgres functions are shown below.

| Product name   | Name used in manuals |
|--|----------------------|
| FUJITSU Enterprise Postgres Advanced Edition (64bit) | 64-bit product       |

### 1.4.2.2 Client

The names used in the manuals in explanations regarding FUJITSU Enterprise Postgres client functions are shown below.

| Product name                               | Name used in manuals |
|--|----------------------|
| FUJITSU Enterprise Postgres Client (64bit) | 64-bit product       |

### 1.4.3 Symbol Convention

---

The symbols shown below are used in the manuals.

| Symbol | Meaning  |
|--------|--|
| [ ]    | These symbols indicate characters displayed in a window or dialog box or keyboard keys.<br><br>Examples: [Setting] dialogue box, [File] menu, [Item name], [OK] button, [Enter] key. |

### 1.5 Notes about Manuals

---

This section contains notes about the FUJITSU Enterprise Postgres operating environments and manuals.

- Images in figures

The FUJITSU Enterprise Postgres manuals contain figures showing printouts for FUJITSU Enterprise Postgres to provide the reader an idea of what the printouts look like, but since the figures are only examples, they are incomplete.

- Explanatory examples

Most of the examples of databases in the FUJITSU Enterprise Postgres manuals are modeled after inventory control databases of retail stores. The design and contents of the databases in the examples are fictitious and do not represent any real database.

- UNIX release version number

This system conforms to UNIX System V Rel4.2MP.

## Chapter 2 Trademarks

- Internet Information Services, Microsoft, MS, MS-DOS, Windows, and Windows Server are registered trademarks or trademarks of Microsoft Corporation in the U.S. and/or other countries.
- Oracle and Java are registered trademarks of Oracle Corporation and its subsidiaries and affiliated companies in the U.S. and other countries. Product and company names mentioned in this manual are the trademarks or registered trademarks of their respective owners.
- Linux(R) is a registered trademark of Linus Torvalds in the U.S. and other countries.
- Red Hat, RPM, and all Red Hat-based trademarks and logos are registered trademarks or trademarks of Red Hat, Inc. in the U.S. and other countries.
- SUSE and the SUSE logo are registered trademarks of SUSE LLC in the United States and other countries.
- UNIX is a registered trademark of Open Group in the U.S. and other countries.
- FUJITSU Software Enterprise Postgres is trademarks or registered trademarks of Fujitsu Limited.
- IBM Z, IBM z Systems, IBM z14, IBM z15, and zEnterprise are registered trademarks of International Business Machines Corporation ("IBM") in the U.S. and other countries.

Other product and company names mentioned in this manual are the trademarks or registered trademarks of their respective owners.



# FUJITSU Enterprise Postgres 13 on IBM LinuxONE™



## Glossary

# Preface

---

## Purpose of this document

This document explains FUJITSU Enterprise Postgres terminology.

## Intended readers

This document is aimed at all users of FUJITSU Enterprise Postgres.

## Export restrictions

Exportation/release of this document may require necessary procedures in accordance with the regulations of your resident country and/or US export control laws.

## Issue date and version

|                         |
|-------------------------|
| Edition 1.0: April 2021 |
|-------------------------|

## Copyright

Copyright 2019-2021 FUJITSU LIMITED

# Contents

---

|               |   |
|---------------|---|
| Glossary..... | 1 |
| Index.....    | 4 |

# Glossary

---

## Arbitration command

A user command called when an abnormality is detected using operating system/server heartbeat monitoring in database multiplexing mode.

---

## Arbitration server

A dedicated server on which the Server Assistant program is installed.

---

## Archive log

Contains the history of updates made to the database, and is used during recovery.

---

## Backup data storage destination

The directory that stores the backup data.

---

## Client command

A command that is executed from the client machine and used. Also known as a client application.

---

## Connection Manager

The replication operation to continue without knowing where the application is connected.

The Connection Manager feature improves the availability.

---

## Data storage destination

The directory that stores the database clusters.

---

## Database cluster

The database storage area on the database storage disk. Database clusters are a collection of databases managed by an instance.

---

## Data masking

A feature that can change the returned data for queries generated by applications, to prevent exposing actual data.

---

## Database multiplexing

Mechanism in which a database is made redundant on multiple servers, by transferring transaction logs (WAL) via the network to enable application jobs to be continued.

---

## Database superuser

A user defined in the database with access privileges for all database objects.

---

## Encoding

Indicates the character set.

---

## Fencing

A process that isolates a database server with an unstable status from the cluster system in database multiplexing mode. This process is implemented as a fencing command.

---

## Fencing command

A user command that implements fencing in database multiplexing mode.

---



---

## Global Meta Cache

The Global Meta Cache feature cache the informations about system catalogs information (catalog meta cache) in shared memory. The catalog meta cache on shared memory is called the Global Meta Cache (GMC).

---

## Instance

A series of server processes for managing database clusters.

---

## Instance administrator

The OS user account that owns the database cluster files and operates the database server processes.

---

## Instance name

Indicates the instance name.

---

## Local Meta Cache Limit

The ability to limit the size by removing the Local Meta Cache that has not been accessed for a long time.

Local Meta Cache is a meta cache (system catalog and table definition information) held in local memory.

---

## Masking policy

A method of changing data under specific conditions when it is returned for a query from an application. You can configure masking target, masking type, masking condition and masking format.

---

## Mirrored transaction log

The log that mirrors the transaction log at the backup data storage destination.

---

## Mirroring Controller arbitration process

A process that performs arbitration and fencing on the arbitration server.

---

## Mirroring Controller monitoring process

A process that performs heartbeat monitoring of the Mirroring Controller process. If the Mirroring Controller process returns no response or is down, the Mirroring Controller monitoring process is restarted automatically.

---

## Mirroring Controller process

A process that performs operating system/server and process heartbeat monitoring and disk abnormality monitoring between database servers. Additionally, the process issues arbitration requests to the arbitration server and executes arbitration commands.

---

## Pgpool-II connection pooling

The connection pooling feature of Pgpool-II supported by FUJITSU Enterprise Postgres.

This feature maintains the connection established with the database server and reuses that connection each time a new connection with the same properties (user name, database, and protocol version) arrives. By reducing the connection overhead for the database server, throughput of the whole system is improved.

---

## Pgpool-II failover

The automatic failover feature of Pgpool-II supported by FUJITSU Enterprise Postgres.

If any of the database servers crashes or can no longer be reached, this feature disconnects the server and continues operation on the remaining servers. The streaming replication feature of PostgreSQL is combined with Pgpool-II to achieve a high-availability system.

---

## Pgpool-II load balancing

The load balancing feature of Pgpool-II supported by FUJITSU Enterprise Postgres.

This feature distributes reference queries to multiple database servers, improving throughput of the whole system. The database multiplexing feature or PostgreSQL streaming replication feature is combined with Pgpool-II to reduce the load on the database server.

---

## Pgpool-II server

A server for using the failover, connection pooling, and load balancing features of Pgpool-II. It is a dedicated server that has a server program installed for using these features.

---

## Primary server

The server that processes the main database jobs during multiplexed database operation.

---

## Server Assistant

A feature that objectively determines the status of database servers as a third party, and if necessary, isolates affected databases if the database servers are unable to accurately ascertain their mutual statuses in database multiplexing mode, such as due to a network error between database servers, or server instability.

---

## Server Assistant program

A program to be installed on the arbitration server.

---

## Server command

A command used on the database server. Also known as a server application.

---

## Standby server

A server that generates a replicated database synchronized with the primary server, and that can run as an alternative server in case the primary server fails during multiplexed database operation.

---

## State transition command

A user command called when Mirroring Controller performs a state transition of a database server in database multiplexing mode. State transition commands include the post-switch command, pre-detach command, and post-attach command.

---

## Transaction log

Contains the history of updates made to the database by transactions. Also known as the WAL (Write-Ahead Log).

---

## Transaction log storage destination

The directory that stores the transaction log.

---

## VCI (Vertical Clustered Index)

An index with columnar data structure suitable for aggregation.

---

## WAL (Write-Ahead Log)

Has the same meaning as 'transaction log'.

---

## WebAdmin program

A GUI-based program installed on a database server or a dedicated WebAdmin server, used to manage database instances.

---

## WebAdmin server

By using the WebAdmin program on a different server to the database server, instances on multiple database servers can be managed from a dedicated WebAdmin server on which the WebAdmin program is installed.

# Index

---

|   |     |  |   |     |     |
|---|-----|--|---|-----|-----|
|   | [A] |  |   |     | [T] |
| Arbitration command.....                      | 1   | Transaction log.....                     | 3 |     |     |
| Arbitration server.....                       | 1   | Transaction log storage destination..... | 3 |     |     |
| Archive log.....                              | 1   |  |   | [V] |     |
|   | [B] | VCI (Vertical Clustered Index).....      | 3 |     |     |
| Backup data storage destination.....          | 1   |  |   | [W] |     |
|   | [C] | WAL(Write-Ahead Log).....                | 3 |     |     |
| Client command.....                           | 1   | WebAdmin program.....                    | 3 |     |     |
| Connection Manager.....                       | 1   | WebAdmin server.....                     | 3 |     |     |
|   | [D] |  |   |     |     |
| Database cluster.....                         | 1   |  |   |     |     |
| Database multiplexing.....                    | 1   |  |   |     |     |
| Database superuser.....                       | 1   |  |   |     |     |
| Data masking.....                             | 1   |  |   |     |     |
| Data storage destination.....                 | 1   |  |   |     |     |
|   | [E] |  |   |     |     |
| Encoding.....                                 | 1   |  |   |     |     |
|   | [F] |  |   |     |     |
| Fencing.....                                  | 1   |  |   |     |     |
| Fencing command.....                          | 1   |  |   |     |     |
|   | [G] |  |   |     |     |
| Global Meta Cache.....                        | 2   |  |   |     |     |
|   | [I] |  |   |     |     |
| Instance.....                                 | 2   |  |   |     |     |
| Instance administrator.....                   | 2   |  |   |     |     |
| Instance name.....                            | 2   |  |   |     |     |
|   | [L] |  |   |     |     |
| Local Meta Cache Limit .....                  | 2   |  |   |     |     |
|   | [M] |  |   |     |     |
| Masking policy.....                           | 2   |  |   |     |     |
| Mirrored transaction log.....                 | 2   |  |   |     |     |
| Mirroring Controller arbitration process..... | 2   |  |   |     |     |
| Mirroring Controller monitoring process.....  | 2   |  |   |     |     |
| Mirroring Controller process.....             | 2   |  |   |     |     |
|   | [P] |  |   |     |     |
| Pgpool-II connection pooling.....             | 2   |  |   |     |     |
| Pgpool-II failover.....                       | 2   |  |   |     |     |
| Pgpool-II load balancing.....                 | 2   |  |   |     |     |
| Pgpool-II server.....                         | 3   |  |   |     |     |
| Primary server.....                           | 3   |  |   |     |     |
|   | [S] |  |   |     |     |
| Server Assistant.....                         | 3   |  |   |     |     |
| Server Assistant program.....                 | 3   |  |   |     |     |
| Server command.....                           | 3   |  |   |     |     |
| Standby server.....                           | 3   |  |   |     |     |
| State transition command.....                 | 3   |  |   |     |     |

# FUJITSU Enterprise Postgres 13 on IBM LinuxONE™



## General Description



# Preface

---

## Purpose of this document

This document explains the FUJITSU Enterprise Postgres concepts to those who are to operate databases using it.

This document explains the features of FUJITSU Enterprise Postgres.

## Intended readers

This document is intended for people who are:

- Considering installing FUJITSU Enterprise Postgres
- Using FUJITSU Enterprise Postgres for the first time
- Wanting to learn about the concept of FUJITSU Enterprise Postgres
- Wanting to see a functional overview of FUJITSU Enterprise Postgres

Readers of this document are also assumed to have general knowledge of:

- Computers
- Jobs
- Linux

## Structure of this document

This document is structured as follows:

### [Chapter 1 FUJITSU Enterprise Postgres Basics](#)

Explains the features of FUJITSU Enterprise Postgres.

### [Appendix A List of Features](#)

Lists the main features provided by FUJITSU Enterprise Postgres.

### [Appendix B OSS Supported by FUJITSU Enterprise Postgres](#)

Explains the OSS supported by FUJITSU Enterprise Postgres.

### [Appendix C Features that can be Used on Servers Other than the Database Server](#)

Explains features that can be used on servers other than the database server.

## Export restrictions

Exportation/release of this document may require necessary procedures in accordance with the regulations of your resident country and/or US export control laws.

## Issue date and version

|                         |
|-------------------------|
| Edition 1.0: April 2021 |
|-------------------------|

## Copyright

Copyright 2019-2021 FUJITSU LIMITED

# Contents

---

|   |    |
|---|----|
| Chapter 1 FUJITSU Enterprise Postgres Basics.....                                   | 1  |
| 1.1 Flexible Database Recovery.....   | 2  |
| 1.2 Simple GUI-Based Installation and Operation Management.....                     | 4  |
| 1.3 High Reliability with Database Multiplexing.....                                | 4  |
| 1.4 Seamless Migration from Oracle Databases.....                                   | 5  |
| 1.5 Storage Data Protection Using Transparent Data Encryption.....                  | 6  |
| 1.6 Data Masking for Improved Security.....   | 6  |
| 1.7 Security Enhancement Using Audit Logs.....                                      | 7  |
| 1.8 Enhanced Query Plan Stability.....  | 7  |
| 1.9 Increased Aggregation Performance Using the In-memory Feature.....              | 8  |
| 1.10 High-Speed Data Load.....  | 9  |
| 1.11 High availability by using Connection Manager.....                             | 10 |
| 1.12 Memory Usage Reduce with Meta cache Reduction and Limit.....                   | 10 |
| 1.12.1 Memory Usage Reduction Using Global Meta Cache.....                          | 11 |
| 1.12.2 Memory Usage Reduction Using Local Meta Cache Limit.....                     | 12 |
| 1.13 WAL Compression for Streaming Replication.....                                 | 12 |
| Appendix A List of Features.....  | 13 |
| Appendix B OSS Supported by FUJITSU Enterprise Postgres.....                        | 14 |
| Appendix C Features that can be Used on Servers Other than the Database Server..... | 15 |
| C.1 WebAdmin.....   | 15 |
| C.2 Server Assistant.....   | 15 |
| C.3 Failover, Connection Pooling, and Load Balancing Features of Pgpool-II.....     | 15 |
| Index.....  | 18 |

# Chapter 1 FUJITSU Enterprise Postgres Basics

FUJITSU Enterprise Postgres maintains the operating methods, interfaces for application development and SQL compatibility of PostgreSQL, while providing expanded features for enhanced reliability and operability.

This chapter explains the functionality extended by FUJITSU Enterprise Postgres.

Refer to "[Appendix A List of Features](#)" for feature differences between editions.

Additionally, FUJITSU Enterprise Postgres supports various open source software (OSS). Refer to "[Appendix B OSS Supported by FUJITSU Enterprise Postgres](#)" for information on OSS supported by FUJITSU Enterprise Postgres.

FUJITSU Enterprise Postgres has the following features:

- Flexible database recovery  
Not only does FUJITSU Enterprise Postgres recover data to its most recent form when a failure occurs, which is essential for databases, but it can also recover to any point in time. Additionally, backup/recovery can be performed using any copy technology.
  
- Simple GUI-based installation and operation management  
FUJITSU Enterprise Postgres uses GUI to simplify cumbersome database operations, and allows databases to be used intuitively.
  
- High reliability by using database multiplexing  
Database multiplexing protects important data and enables highly reliable database operation.
  
- Seamless migration from Oracle databases  
FUJITSU Enterprise Postgres provides a compatibility feature with Oracle databases that localizes the correction of existing applications and allows easy migration to FUJITSU Enterprise Postgres.
  
- Storage Data Protection using Transparent Data Encryption  
Information can be protected from data theft by encrypting data to be stored in the database.
  
- Data masking for improved security  
The data masking feature changes the returned data for queries from applications, to prevent exposing actual data. This improves security for handling confidential data such as personal information.
  
- Audit logs for improved security  
Audit logs can be used to counter security threats such as unauthorized access and misuse of privileges for the database.
  
- Enhanced query plan stability  
The following features can control SQL statement query plans:
  - Optimizer hints
  - Locked statisticsThese features are used for curbing performance deterioration caused by changes in SQL statement query plans, such as with mission-critical jobs that emphasize performance stability over improved SQL statement processing performance.
  
- Increased aggregation performance using the in-memory feature  
The following features help speed up scans even when aggregating many rows.
  - Vertical Clustered Index (VCI)

- In-memory data
  
- High-speed data load  
Data from files can be loaded at high speed into FUJITSU Enterprise Postgres tables using the high-speed data load feature.
  
- High availability by using Connection Manager  
With the Connection Manager features, replication operation can be continued without being aware of the connection destination of the applications.
  
- Memory usage reduction using Global Meta Cache  
The Global Meta Cache feature loads some of meta cache information in shared memory. This reduces overall system memory usage.
  
- Memory usage reduction using Local Meta Cache Limit  
Reduce memory consumption by limiting the metacache that is kept in local memory.
  
- WAL compression for streaming replication  
Reduces network load by compressing streaming replication WAL transfers.

## 1.1 Flexible Database Recovery

---

Threats such as data corruption due to disk failure and incorrect operations are unavoidable in systems that use databases. The ability to reliably recover corrupted databases without extensive damage to users when such problems occur is an essential requirement in database systems.

FUJITSU Enterprise Postgres provides the following recovery features that flexibly respond to this requirement:

- Media recovery, which recovers up to the most recent point in time
- Point-in-time recovery, which can recover up to a specific point in time
- Backup/recovery that can integrate with various copy technologies

### Media recovery, which recovers up to the most recent point in time

When a disk failure occurs, media recovery can recover data to how it was immediately before the failure.

In order to recover the database, FUJITSU Enterprise Postgres accumulates a history of database update operations, such as data additions and deletions, as an update log.

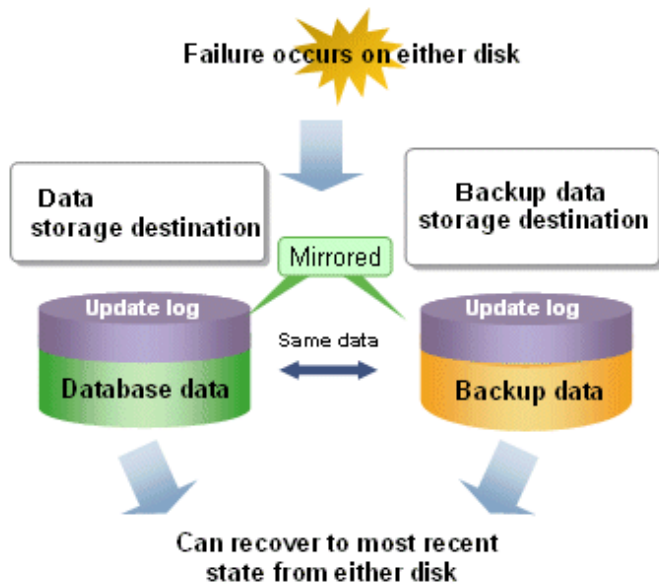
FUJITSU Enterprise Postgres retains a duplicate (mirror image) of the update log after backup execution on the data storage destination and on the backup data storage destination. Therefore, the data on one disk can be used to recover to the most recent state of the database even if a disk failure has occurred on the other.

Media recovery is executed using either a GUI tool provided with FUJITSU Enterprise Postgres (WebAdmin) or server commands.



#### Information

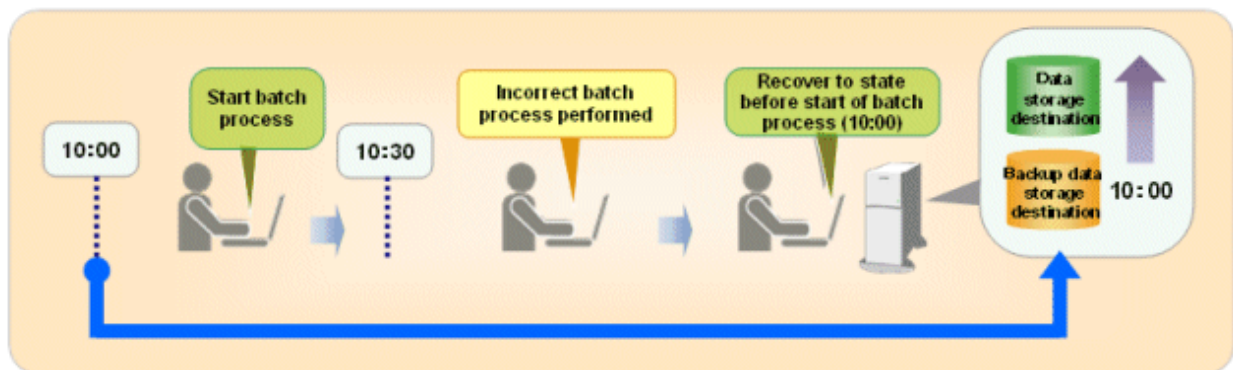
Recovery using WebAdmin requires less time and effort, since WebAdmin automatically determines the scope of the operation.



**Point-in-time recovery, which can recover up to a specific point in time**

Point-in-time recovery can be used to recover a database that has been updated by an incorrect operation, for example, by specifying any date and time before the incorrect operation.

Point-in-time recovery is executed using FUJITSU Enterprise Postgres server commands.



**Backup data compression**

Compressing and storing backup data reduces the amount of disk space required for backups.

It supports compression of backup data(database cluster and tablespace) and compression of archive logs in the update log.

**Backup/recovery that can integrate with various copy technologies**

It is possible to back up to the backup data storage destination, or to any backup destination using any copy technology implemented by user commands.

See

.....  
 Refer to "Backup/Recovery Using the Copy Command" in the Operation Guide for information on backup/recovery using user commands.  
 .....

## 1.2 Simple GUI-Based Installation and Operation Management

FUJITSU Enterprise Postgres provides WebAdmin, which is a GUI tool for a range of tasks, from database installation to operation management. This allows the databases to be used simply and intuitively.

WebAdmin can be used for FUJITSU Enterprise Postgres setup, creating and monitoring a streaming replication cluster, database backups, and for recovery. Depending on the configuration, WebAdmin can be used to manage FUJITSU Enterprise Postgres instances in a single server, or instances spread across multiple servers.

### - Setup

To perform setup using WebAdmin, you must create an instance. An instance is a set of server processes that manage a database cluster (database storage area on the data storage destination disk). Instances can be created easily and with only minimal required input, because the tool automatically determines the optimal settings for operation.

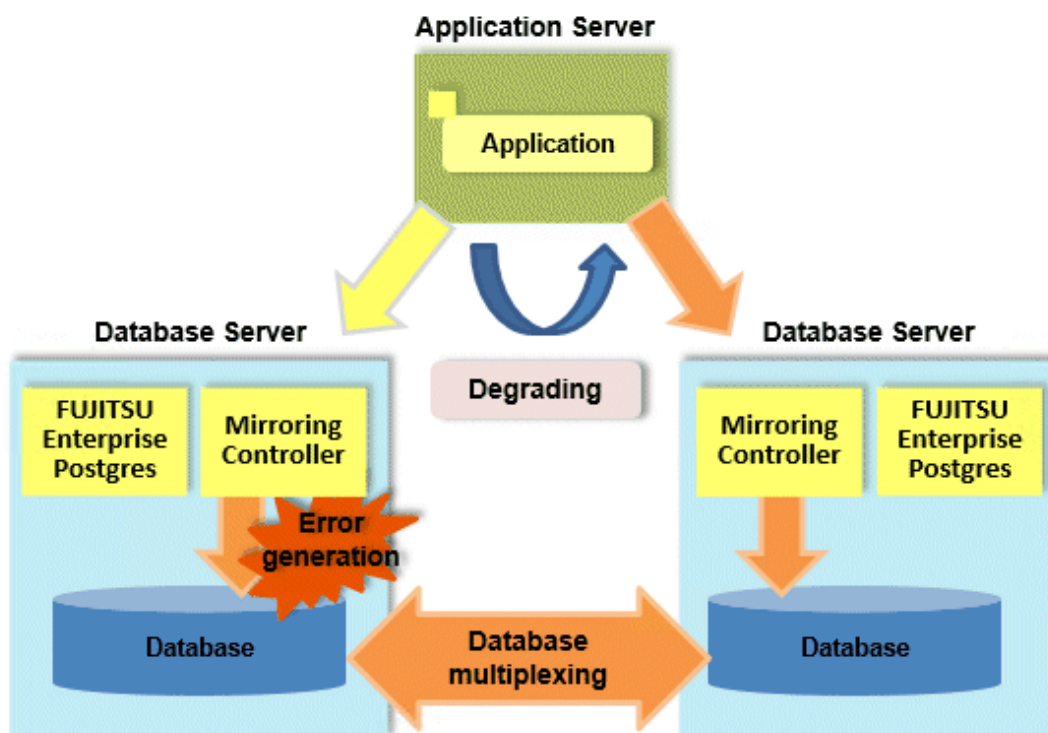
### - Database backup/recovery

Database backup and recovery can be performed using simple GUI operations.

In particular, FUJITSU Enterprise Postgres can automatically identify and isolate the location of errors. This simplifies the recovery process and enables faster recovery.

## 1.3 High Reliability with Database Multiplexing

It is vital for systems that use databases to protect data from damage or loss caused by a range of factors such as hardware and software errors. Database multiplexing protects important data and enables highly reliable database operation.



FUJITSU Enterprise Postgres not only mirrors a database using the PostgreSQL streaming replication feature, but also provides simplified switchover and standby disconnection features as well as a feature to detect faults in elements that are essential for the continuity of database process, disk, network, and other database operations.

Even if a switchover is performed, the client automatically distinguishes between the primary and standby servers, so applications can be connected transparently regardless of the physical server.

The Mirroring Controller option enables the primary server (the database server used for the main jobs) to be switched automatically to the standby server if an error occurs in the former.

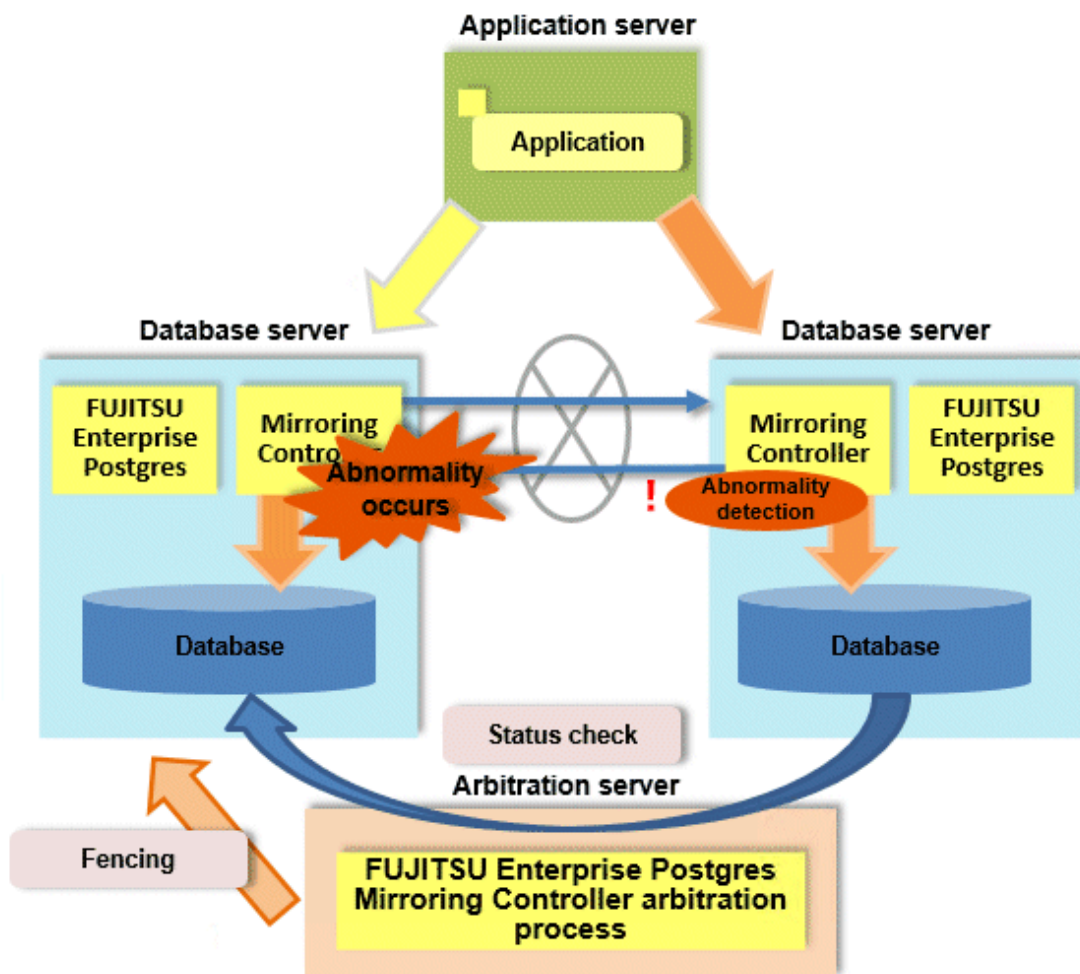
In addition, by using the data on the standby server, reference jobs such as data analysis and form output can be performed in parallel to the jobs on the primary server.

### Operation using the arbitration server

Mirroring Controller may not be able to correctly determine the status of the other server if there is a network issue between database servers or a server is in an unstable state. As a result, both servers will temporarily operate as primary servers, so it may be possible to perform updates from either server.

The Server Assistant is a feature that objectively checks the status of database servers as a third party and isolates (fences) unstable servers in such cases.

In database multiplexing mode, the Server Assistant is made available by adding a new server (arbitration server) on which the Server Assistant is installed. Using an arbitration server can prevent the issue mentioned above (both servers temporarily operating as primary servers) and enables highly reliable operation.



 See

- Refer to "Database Multiplexing Mode" in the Cluster Operation Guide (Database Multiplexing) for information on the database multiplexing.

## 1.4 Seamless Migration from Oracle Databases

FUJITSU Enterprise Postgres supports Orafce, to provide compatibility with Oracle databases.



Using the compatibility feature reduces the cost of correcting existing applications and results in easy database migration.



Refer to "Compatibility with Oracle Databases" in the Application Development Guide for information on compatible features.

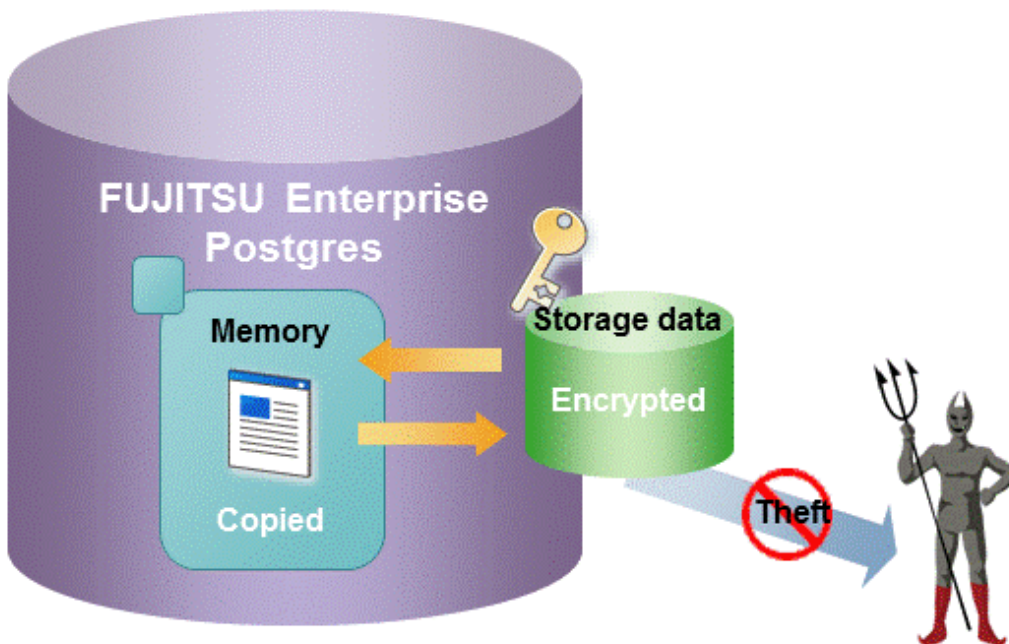
## 1.5 Storage Data Protection Using Transparent Data Encryption

The encryption of data to be stored in a database is essential under the following encryption requirements of PCI DSS (Payment Card Industry Data Security Standard), the data security standard of the credit industry:

- Confidential information (such as credit card numbers) can be encrypted.
- The encryption key and data are managed as separate entities.
- The encryption key is replaced at regular intervals.

To satisfy these requirements, FUJITSU Enterprise Postgres provides a transparent data encryption feature. Note that PostgreSQL uses an encryption feature called pgcrypto, which can also be used in FUJITSU Enterprise Postgres, but requires applications to be modified. Therefore, we recommend using FUJITSU Enterprise Postgres's transparent data encryption feature.

Key management in conjunction with the IBM Z hardware security module provides robust security.



Refer to "Protecting Storage Data Using Transparent Data Encryption" in the Operation Guide for information on stored data encryption.

## 1.6 Data Masking for Improved Security

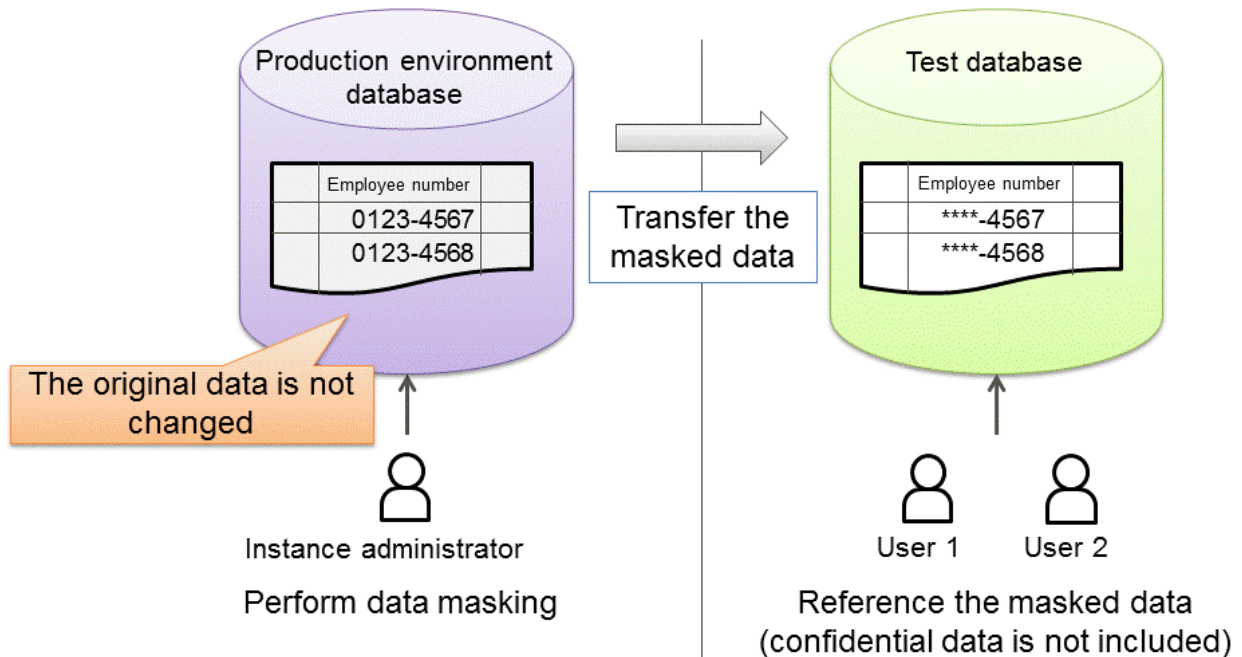
FUJITSU Enterprise Postgres provides a data masking feature that protects data to maintain security of data handled in systems.

The data masking feature changes the returned data for queries from applications and makes it available for reference without exposing the actual data.

For example, for a query of employee data, digits except the last four digits of an eight-digit employee number can be changed to "\*" so that it can be used for reference.



Also, the data changed by the data masking feature can be transferred to a test database so that users who perform testing or development can reference the data. As production data should not be used in a test or development environment because of the risk of data leakage, this feature enables data that is similar to actual production data to be safely used in those environments.



See

Refer to "Data Masking" in the Operation Guide for information on data masking.

## 1.7 Security Enhancement Using Audit Logs

Details relating to database access can be retrieved in audit logs. The audit log feature can be used to counter security threats such as unauthorized access to the database and misuse of privileges.

In PostgreSQL, logs output as server logs can be used as audit logs by using the log output feature. There are, however, logs that cannot be analyzed properly, such as SQL runtime logs, which do not output the schema name. Additionally, because the output conditions cannot be specified in detail, log volumes can be large, which may lead to deterioration in performance.

The audit log feature of FUJITSU Enterprise Postgres enables retrieval of details relating to database access as an audit log by extending the feature to pgaudit. Additionally, audit logs can be output to a dedicated log file or server log. This enables efficient and accurate log monitoring.

See

Refer to "Audit Log Feature" in the Security Operation Guide for details.

## 1.8 Enhanced Query Plan Stability

FUJITSU Enterprise Postgres estimates the cost of query plans based on SQL statements and database statistical information, and selects the least expensive query plan. However, like other databases, FUJITSU Enterprise Postgres does not necessarily select the most suitable query plan. For example, it may suddenly select unsuitable query plan due to changes in the data conditions.

In mission-critical systems, stable performance is more important than improved performance, and changes in query plans case to be avoided. In this situation, the following features can stabilize query plans:

- Optimizer hints

You can use `pg_hint_plan` to specify a query plan in each individual SQL statement.

- Locked statistics

You can use `pg_dmbstats` to lock statistical information per object, such as a database, schema, or table.



## See

Refer to "Optimizer Hints" in the Application Development Guide for information on optimizer hints.

Refer to "Locked Statistics" in the Application Development Guide or information on locked statistics.



## Note

Use the features provided when FUJITSU Enterprise Postgres is installed for optimizer hints and locked statistical information. FUJITSU Enterprise Postgres does not support other similar open-source features.

# 1.9 Increased Aggregation Performance Using the In-memory Feature

FUJITSU Enterprise Postgres provides the in-memory feature, which uses columnar index and memory-resident data. This reduces disk I/Os and enhances aggregation performance.

## Columnar index

Many aggregation processes may require a large portion of data in a particular column. However, traditional row data structure reads unnecessary columns, resulting in inefficient use of memory and CPU cache, and slower processing. FUJITSU Enterprise Postgres provides a type of columnar index, VCI (Vertical Clustered Index). This addresses the above issues, and enhances aggregation performance.

VCI provides the following benefits:

- Minimizes impact on existing jobs, and can perform aggregation using job data in real time.
- Provided as an index, so no application modification is required.
- Stores data also on the disk, so aggregation jobs can be quickly resumed using a VCI even if a failure occurs (when an instance is restarted).
- If the amount of memory used by VCI exceeds the set value, aggregation can still continue by using VCI data on the disk.

It also provides the features below:

- Disk compression  
Compresses VCI data on the disk, minimizing required disk space. Even if disk access is required, read overhead is low.
- Parallel scan  
Enhances aggregation performance by distributing aggregation processes to multiple CPU cores and then processing them in parallel.

## In-memory data

The following features keep VCI data in memory and minimize disk I/Os on each aggregation process.

- Preload feature  
Ensures stable response times by loading VCI data to memory before an application scans it after the instance is restarted.
- Stable buffer feature  
Reduces disk I/Os by suppressing VCI data eviction from memory by other job data.

## Purposes of this feature

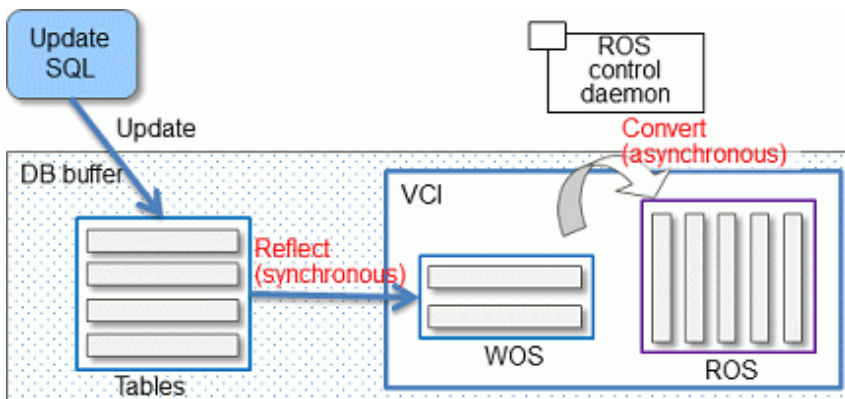
This feature has a data structure that can efficiently use the newly added resources, and aims to enhance the existing aggregation processing in normal operations to be faster than parallel scan. It shares the same purpose of enhancing aggregation performance with the parallel scan feature that is provided separately, but differs in that it speeds up nightly batch processes by utilizing available resources.

## VCI architecture

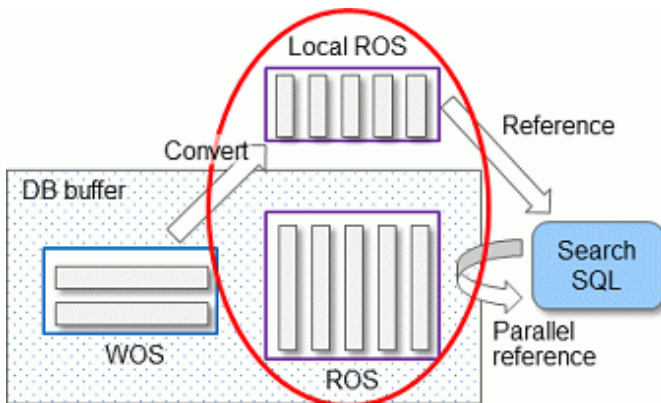
This section briefly explains VCI architecture as it contains basic terminology required, for example, when setting parameters.

Update and aggregation operations to enable real time use of job data are described.

VCI has write buffer row-based WOS (Write Optimized Store) in addition to the columnar data structure ROS (Read Optimized Store). Converting each update into a columnar index has a significant impact on the update process response times. Therefore, data is synchronously reflected to the row-based WOS when updating. After a certain amount of data is stored in WOS, the ROS control daemon asynchronously converts it to ROS. As above, the entire VCI is synchronized with the target table column, minimizing update overhead.



The same scan results can be obtained without a VCI by using WOS in conjunction with ROS. More specifically, WOS is converted to Local ROS in local memory for each aggregation process, and aggregated with ROS.



 See

Refer to "Installing and Operating the In-memory Feature" in the Operation Guide for information on installation and operation of VCI.

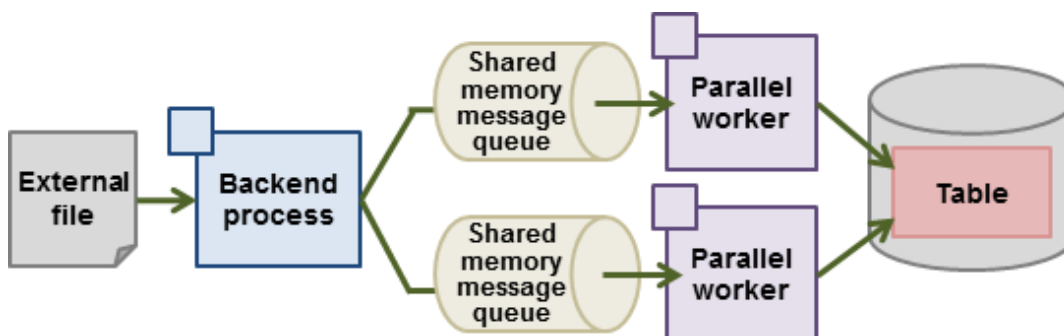
Refer to "Scan Using a Vertical Clustered Index (VCI)" in the Application Development Guide for information on scan using a VCI.

## 1.10 High-Speed Data Load

High-speed data load executes COPY FROM commands using multiple parallel workers. Because conversion of data from the external file to the appropriate internal format, table creation, and index creation are performed in parallel, it is possible to load large volumes of data at high speed.

## Architecture of high-speed data load

High-speed data load is required for parameter setting and resource estimation, so a brief description of its architecture is provided below.



High-speed data load uses a single backend process collaborating with multiple parallel workers to perform data load in parallel. Data is exchanged between the backend process and parallel workers via shared memory message queues. The backend process distributes the loaded data of external files to multiple parallel workers. Each parallel worker then converts the data loaded from the shared memory message queue into the appropriate internal format, and inserts it into the table. If the table has indexes, their keys are extracted and inserted into the index page.



See

Refer to "High-Speed Data Load" in the Operation Guide for details.

## 1.11 High availability by using Connection Manager

The Connection Manager provides the following features. You can use these features to increase system availability.

### Heartbeat monitoring feature

Detects kernel panics between the server running the client and the server running the instance, physical server failures, and inter-server network link downs, and notifies the client or instance. The client is notified as an error event through the SQL connection, and the instance will be notified in the form of a force collection of SQL connections with clients that are out of service.

### Transparent connection support feature

When an application wants to connect to an instance of an attribute (Primary/Standby) configured with replication, it can do so without knowing which server the instance is running on.



Information

The available client drivers for Connection Manager are libpq (C language library) and ECPG (embedded SQL in C).



See

Refer to the Connection Manager User's Guide for details.

## 1.12 Memory Usage Reduce with Meta cache Reduction and Limit

When executing SQL, you must refer to the definition of the table or index you want to access. These definitions are cached in the local memory of the backend process separately from the shared memory buffer of the database on `shared_buffers` because they are referenced each time SQL is executed. The direct definition is a tuple of system catalogs. The cache for this tuple is called "Catalog Cache". A structure that makes the definition easy to use is called a "Relations Cache". And in FUJITSU Enterprise Postgres, these two are collectively called "Meta Cache".

The meta cache will be kept indefinitely for performance reasons. In a large database, a single backend process accesses a large number of tables and so on, which results in a large meta-cache for the backend process. As a result, the sum of the local memory of the backend process may exceed the realistic memory size.

On the other hand, the feature to reduce the meta cache for the entire instance by sharing the meta cache between backend processes is the Global Meta Cache feature. The current Global Meta Cache feature only shares the catalog cache. Therefore, the metacache in Global Meta Cache now refers to the catalog cache.

What you still cannot share using the current Global Meta Cache feature and need to keep in local memory is the information (Meta cache header) and relation cache to access Global Meta Cache in shared memory. If you do not use the Global Meta Cache feature, keep the catalog and relation caches in local memory. The meta cache held in local memory is called the "Local Meta Cache". The feature to limit the size of a Local Meta Cache by removing it if it has not been accessed for a long time is the Local Meta Cache limit feature.

The Global Meta Cache feature and the Local Meta Cache limit feature can be used together to provide the strictest control over memory consumption. Of course, you can use only one or the other.

However, the Global Meta Cache feature has several percent overhead to access shared memory. The Local Meta Cache limit feature also causes the overhead of reholding the metacache because it may discard the previously held metacache. Therefore, consider using these features when your estimates do not allow for memory consumption.

### 1.12.1 Memory Usage Reduction Using Global Meta Cache

The Global Meta Cache feature cache the meta cache in shared memory. The meta cache on shared memory is called the Global Meta Cache (GMC).

Without this feature, the meta cache was cached in per-process memory. Therefore, there was a problem increase in memory usage in environments with large databases and large numbers of connections. The Global Meta Cache feature enables sharing of meta caches on shared memory, thereby reducing overall system memory usage.

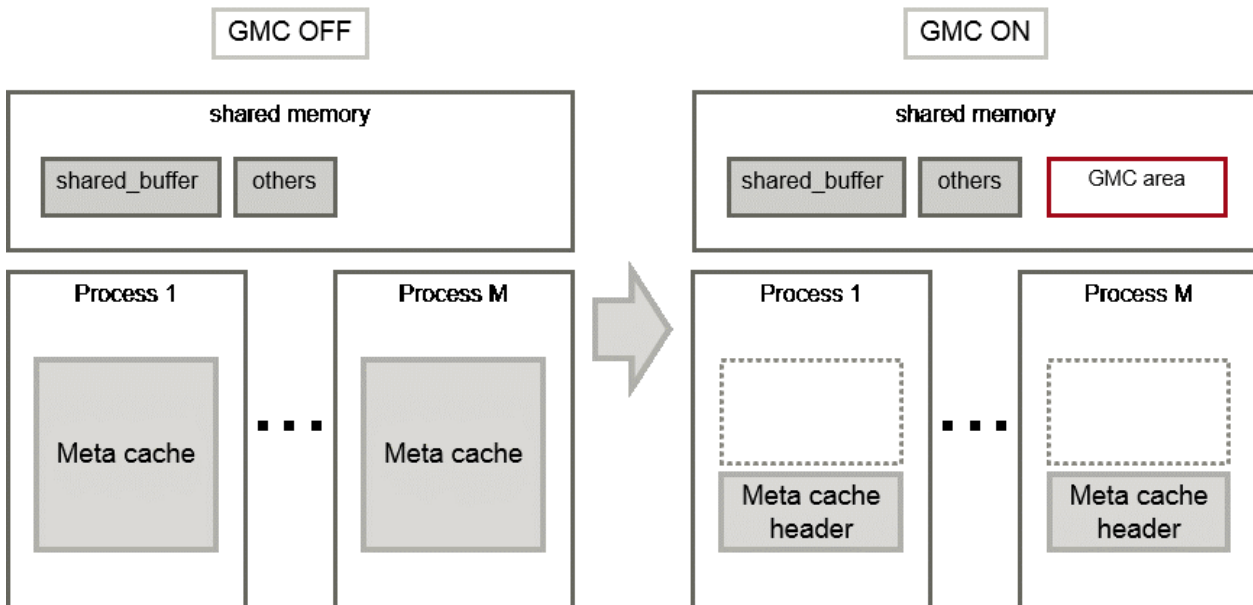
#### Meta cache

Processing a query involves parsing the query, creating the plan, executing the plan, and so on. PostgreSQL process accesses the system catalog to perform these steps. Once accessed, the system catalog tuples are cached in per-process memory. The direct definition is one tuple of system catalogs. Each process performs faster query processing by searching the meta cache instead of searching for the required tuples in the system catalog each time.

The meta cache usage increases in proportion to the number of tables and columns accessed. It is cached on a per-process basis, so the system's overall meta cache usage increases in proportion to the number of connections.

#### Architecture of Global Meta Cache feature

Describes the architecture of the Global Meta Cache feature.



When the GMC feature is on, the per-process meta cache is cached in the GMC area on shared memory. Reference to the GMC area and process-specific work information is cached in the memory of each process. PostgreSQL process searches the meta cache for each process and accesses the GMC based on the reference information. If there is no reference information in the process's memory, it searches the GMC area. If the GMC area also does not have a corresponding meta cache, it accesses the system catalog to create meta cache.

Also, sharing the meta cache does not cause any loss of data consistency. If the system catalog or table definition changes while a transaction is running, the cache deletion or creation does not affect outside of the process running the transaction. After the transaction commits, the GMC area cache is deleted or created. If other transactions are referencing the cache when GMC is tried to be deleted, the deletion is deferred until there are no more references. After a commit, a new transaction sees the new cache instead of the old one.



Global Meta Cache feature is disabled by default. Refer to "Global Meta Cache" in the Operation Guide for information how to decide whether introduce it or not and usage.

## 1.12.2 Memory Usage Reduction Using Local Meta Cache Limit

---

Local Meta Cache Limit feature limits the size of a Local Meta Cache by removing it if it has not been accessed for a long time.

Of the definitions that SQL accesses, the main factors that make the Local Meta Cache bloat are tables and indexes. In addition, table column definitions are also maintained as a catalog cache.

For example, in a system where one long-lived connection is shared by various businesses, one connection (that is, backend process) will access many tables. If there are 3,000 such connections, and each connection accesses a table of 50,000, the total amount of memory consumed by the 3,000 backend processes may be a few terabytes.

In such a case, using this feature may reduce it to about several tens of gigabytes.

### Architecture of Local Meta Cache Limit feature

When this feature is enabled, the caching strategy is to keep the cache as long as possible within the specified upper limit. If holding a new cache exceeds the limit, consider locality of reference and delete the cache from the one with the longest unreferenced time.

However, because the cache used by active transactions cannot be deleted, if a transaction uses a large number of caches, the cache may be held above the limit. In this case, delete the cache at the end of the transaction.



Local Meta Cache limit feature is disabled by default. Refer to "Local Meta Cache Limit" in the Operation Guide for information how to decide whether introduce it or not and usage.

## 1.13 WAL Compression for Streaming Replication

---

WAL that is transferred by Streaming Replication can be compressed. This reduces the amount of data transferred for streaming replication and reduces the network load. This function can be used to increase throughput in cases where the network load is high due to Database aggregation, etc., or in environments where the network transfer speed is slow such as disaster prevention environments.

Using zEnterprise Data Compression(zEDC) for compression / decompression speeds up compression / decompression. Therefore, performance can be stabilized using zEDC.



Refer to "WAL Compression for Streaming Replication" in the Operation Guide for information on the WAL compression for streaming replication.

Refer to the IBM documentation for information on configuring the zEDC.

# Appendix A List of Features

The following table lists the main features provided by FUJITSU Enterprise Postgres.

| Category                              | Feature                                       |
|---------------------------------------|---|
| Fujitsu-developed software technology | WebAdmin<br>(Rapid setup, One-click recovery) |
| Improved reliability and availability | Database multiplexing                         |
|                                       | Backup/recovery using user commands           |
|                                       | Backup data compression                       |
|                                       | Connection Manager                            |
| Application development               | WAL compression for streaming replication     |
|                                       | Embedded SQL integration                      |
|                                       | Java integration                              |
|                                       | ODBC integration                              |
| Security                              | Features compatible with Oracle databases     |
|                                       | Storage data encryption                       |
|                                       | Data masking                                  |
| Performance                           | Audit log                                     |
|                                       | In-memory feature                             |
|                                       | High-speed data load                          |
|                                       | Global Meta Cache                             |
| Performance tuning                    | Local Meta Cache Limit                        |
|                                       | Optimizer hints                               |
|                                       | Fixed statistical information                 |

## Appendix B OSS Supported by FUJITSU Enterprise Postgres

The OSS supported by FUJITSU Enterprise Postgres is listed below.

| OSS name               | Version and level | Description  | Reference  |
|------------------------|-------------------|--|--|
| PostgreSQL             | 13.1              | Database management system                         | PostgreSQL Documentation   |
| orafce                 | 3.13.4            | Oracle-compatible SQL features                     | "Compatibility with Oracle Databases" in the Application Development Guide   |
| Pgpool-II              | 4.2.0             | Failover, connection pooling, load balancing, etc. | "Pgpool-II" in the Installation and Setup Guide for Server   |
| oracle_fdw             | 2.3.0             | Connection to the Oracle database server           | "oracle_fdw" in the Installation and Setup Guide for Server  |
| pg_statsinfo           | 12.1              | Collection and accumulation of statistics          | "pg_statsinfo" in the Installation and Setup Guide for Server  |
| pg_hint_plan           | 13.1.3.7          | Tuning (statistics management, query tuning)       | - "pg_hint_plan" in the Installation and Setup Guide for Server<br>- "Optimizer Hints" in the Application Development Guide    |
| pg_dbms_stats          | 1.5.0             |  | - "pg_dbms_stats" in the Installation and Setup Guide for Server<br>- "Locked Statistics" in the Application Development Guide |
| pg_repack              | 1.4.6             | Table reorganization                               | "pg_repack" in the Installation and Setup Guide for Server   |
| pg_rman                | 1.3.9             | Backup and restore management                      | "pg_rman" in the Installation and Setup Guide for Server   |
| pgBadger               | 11.4              | Log analysis                                       | "pgBadger" in the Installation and Setup Guide for Server  |
| pg_bigm                | 1.2               | Full-text search (multibyte)                       | "pg_bigm" in the Installation and Setup Guide for Server   |
| PostgreSQL JDBC driver | 42.2.18           | JDBC driver  | "JDBC Driver" in the Application Development Guide   |
| psqlODBC               | 13.00.0000        | ODBC driver  | "ODBC Driver" in the Application Development Guide   |



# Appendix C Features that can be Used on Servers Other than the Database Server

This chapter explains the configuration and operating environment of features to be installed and used on servers other than the database server when used in conjunction with the FUJITSU Enterprise Postgres database server.

In this chapter, FUJITSU Enterprise Postgres programs are referred to as server programs.

Below are features to be installed and used on servers other than the database server:

- WebAdmin
- Server Assistant
- Pgpool-II (failover, connection pooling, and load balancing)

## C.1 WebAdmin

If there is only one database server, WebAdmin is normally installed on the same server as the database (the WebAdmin program can be installed at the same time as the server program).

If there are multiple database servers, database server instances can be managed collectively if a dedicated WebAdmin server is used. In this case, the WebAdmin program is installed on the WebAdmin server, and the server program and WebAdmin program are installed on the database server.



See

- Refer to "1.2 Simple GUI-Based Installation and Operation Management" for information on WebAdmin.
- Refer to "Determining the Preferred WebAdmin Configuration" in the Installation and Setup Guide for Server for information on the server configuration when using WebAdmin.
- Refer to "Required Operating System" in the Installation and Setup Guide for Server for information on the operating environment of WebAdmin.

## C.2 Server Assistant

To use the Server Assistant, the Server Assistant program is installed on a dedicated server (arbitration server).



See

- Refer to "Overview of Database Multiplexing Mode" in the Cluster Operation Guide (Database Multiplexing) for information on the Server Assistant and the server configuration.
- Refer to "Required Operating System" in the Installation and Setup Guide for Server Assistant for information on the operating environment of the Server Assistant.

## C.3 Failover, Connection Pooling, and Load Balancing Features of Pgpool-II

Pgpool-II is software that is placed between the database server and database client to relay the connection.

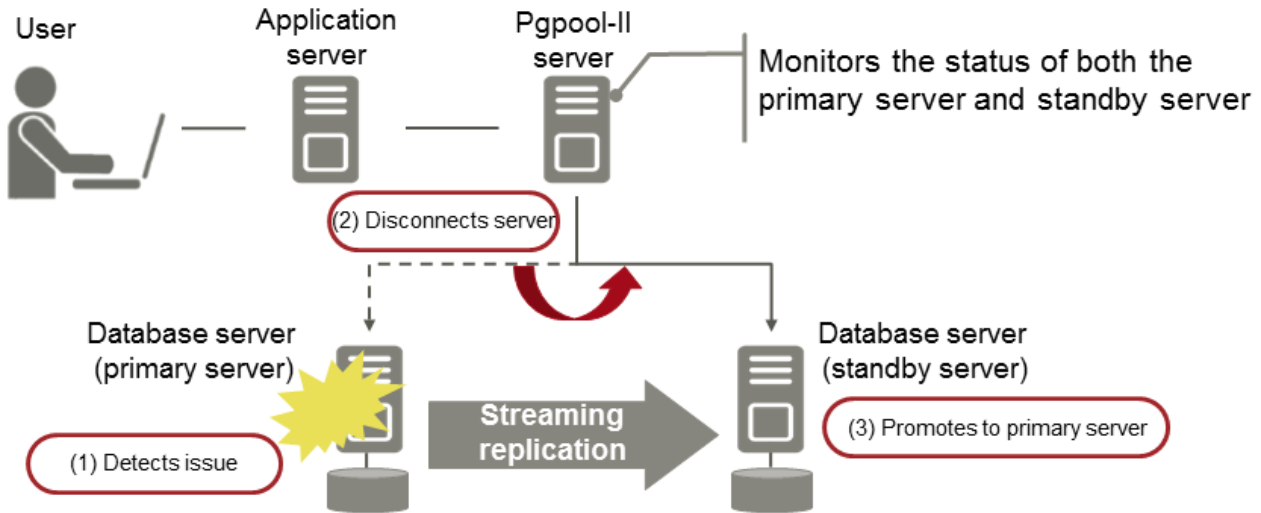
Pgpool-II provides the failover, connection pooling, and load balancing features for use during streaming replication.

### Failover

In PostgreSQL, a database can be made redundant (building a high availability system) using synchronous streaming replication.

If the database server of either the primary server or standby server fails or is no longer accessible when using synchronous streaming replication, jobs will stop.

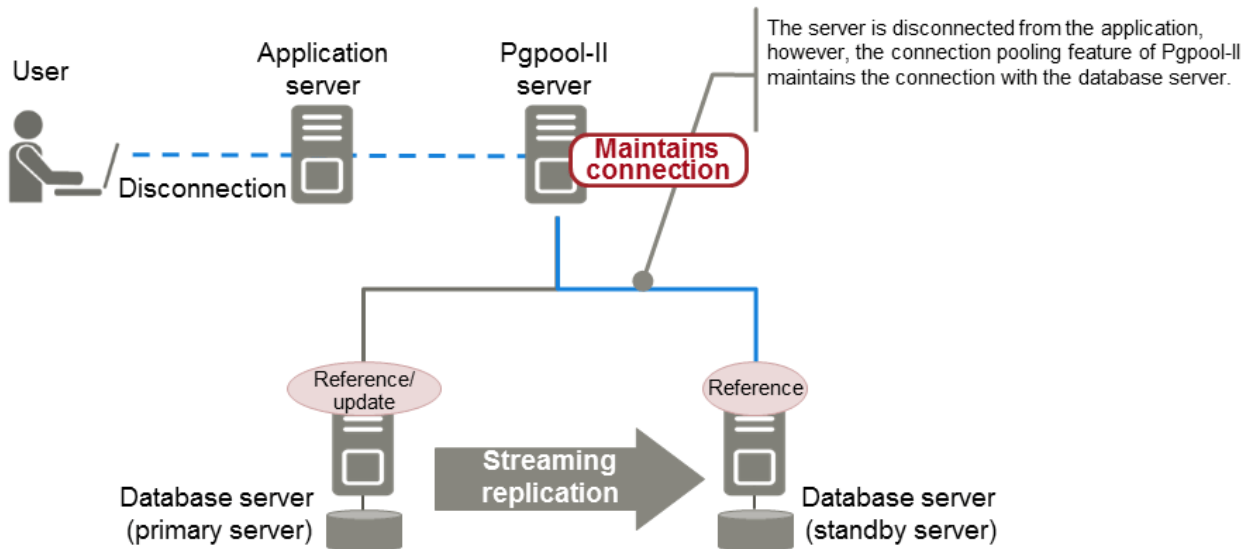
Failover monitors the status of each database and automatically disconnects the server when an error occurs. As a result, jobs can continue uninterrupted on the remaining server.



### Connection pooling

This feature maintains (pools) the connection established with the database server, and reuses that connection each time a new connection with the same properties (user name, database, and protocol version) arrives.

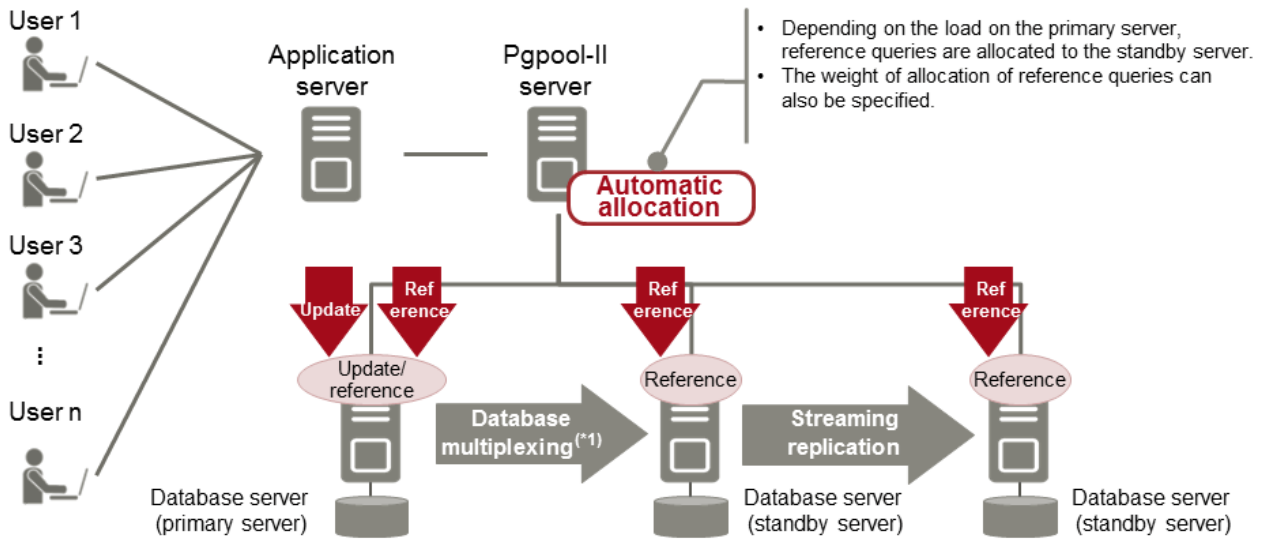
Connection pooling reduces the connection overhead for the database server, improving throughput of the whole system.



### Load balancing

This feature distributes reference queries to multiple database servers, improving throughput of the whole system.

By combining load balancing with the FUJITSU Enterprise Postgres database multiplexing feature or the PostgreSQL streaming replication feature, load on the database server is reduced.



\*1: The arbitration server used during database multiplexing has been omitted from this document.

See

- Refer to "System configuration when using Pgpool-II" in the Installation and Setup Guide for Server for information on the server configuration when using Pgpool-II.
- Refer to "Required Operating System" in the Installation and Setup Guide for Server for information on the operating environment of Pgpool-II.

# Index

---

|  |     |    |
|--|-----|----|
|  | [C] |    |
| Columnar index.....                        |     | 8  |
| compatibility with Oracle databases.....   |     | 5  |
| Connection Manager.....                    |     | 10 |
|  | [D] |    |
| Database Multiplexing.....                 |     | 4  |
| Data Masking for Improved Security.....    |     | 6  |
|  | [F] |    |
| Flexible Database Recovery.....            |     | 2  |
|  | [G] |    |
| Global Meta Cache.....                     |     | 11 |
|  | [H] |    |
| High-Speed Data Load.....                  |     | 9  |
|  | [I] |    |
| In-memory data.....                        |     | 8  |
|  | [M] |    |
| Media recovery.....                        |     | 2  |
|  | [O] |    |
| Oracle Database.....                       |     | 5  |
|  | [P] |    |
| Point-in-time recovery.....                |     | 3  |
|  | [S] |    |
| Security Enhancement Using Audit Logs..... |     | 7  |
|  | [T] |    |
| Transparent Data Encryption.....           |     | 6  |

# FUJITSU Enterprise Postgres 13 on IBM LinuxONE™



## Release Notes

# Preface

---

## Purpose of this document

This document provides release information for FUJITSU Enterprise Postgres.

## Structure of this document

This document is structured as follows:

### [Chapter 1 New Features and Improvements](#)

Explains the new features and improvements in this version.

### [Chapter 2 Compatibility Information](#)

Provides information regarding compatibility.

## Export restrictions

Exportation/release of this document may require necessary procedures in accordance with the regulations of your resident country and/or US export control laws.

## Issue date and version

|                         |
|-------------------------|
| Edition 1.0: April 2021 |
|-------------------------|

## Copyright

Copyright 2019-2021 FUJITSU LIMITED

# Contents

---

|  |    |
|--|----|
| Chapter 1 New Features and Improvements.....   | 1  |
| 1.1 Features Added in 13.....  | 1  |
| 1.1.1 OSS.....   | 1  |
| 1.1.1.1 PostgreSQL Rebase.....   | 1  |
| 1.1.1.2 Update of OSS Provided.....  | 1  |
| 1.1.2 Streaming Replication.....   | 1  |
| 1.1.2.1 WAL Compression for Streaming Replication.....   | 1  |
| Chapter 2 Compatibility Information.....   | 2  |
| 2.1 Installation/Setup Incompatibility.....  | 2  |
| 2.1.1 Removing Operating System Support.....   | 2  |
| 2.1.2 Changing kernel parameter settings when an instance is created with WebAdmin.....                        | 2  |
| 2.1.3 Removing Operating System Support.....   | 3  |
| 2.1.4 Changing the Way OSS is Set Up.....  | 4  |
| 2.1.5 Modifying Pgpool-II Installation Handling.....   | 4  |
| 2.1.6 Changing Core and Log File Paths when Instance is Created with WebAdmin.....                             | 4  |
| 2.1.7 Renaming WebAdmin Services.....  | 5  |
| 2.2 Application Migration Incompatibility.....   | 5  |
| 2.2.1 Removing Java Support.....   | 5  |
| 2.2.2 Changed to Error when Running an Operator or Function that Returns non Data Types for Masking Type.....  | 5  |
| 2.3 Operation Migration Incompatibility.....   | 6  |
| 2.3.1 Changing the Value of the Category Column in the pg_settings view.....                                   | 6  |
| 2.3.2 Changing pgx_stat_lwlock of the Statistics View.....   | 7  |
| 2.3.3 Changing the Behavior of pgx_rcvall.....   | 8  |
| 2.3.4 Mirroring Controller no Longer Retries to Monitor Database Processes when they are Detected as Down..... | 8  |
| 2.3.5 Changing the Name and Parameter Name of the Mirroring Controller Post-Promote Command.....               | 8  |
| 2.3.6 Changing Mirroring Controller User Command Input Values.....   | 9  |
| 2.4 JDBC Drive Incompatibility.....  | 9  |
| 2.4.1 Changing the targetServerType Value.....   | 9  |
| 2.5 oracle_fdw Incompatibility.....  | 10 |
| 2.5.1 Changing the Oracle Client Version.....  | 10 |
| 2.6 pgaudit Incompatibility.....   | 10 |
| 2.6.1 Changing to Print Extra NEW and OLD Values in the Audit Log when the Trigger Function Executes.....      | 10 |
| Index.....   | 12 |

# Chapter 1 New Features and Improvements

This chapter explains FUJITSU Enterprise Postgres new features and improvements added in this version.

Table 1.1 New features and improvements

| Version and level | Classification        | Feature   |
|-------------------|-----------------------|---|
| 13                | OSS                   | <a href="#">PostgreSQL Rebase</a>                         |
|                   |                       | <a href="#">Update of OSS Provided</a>                    |
|                   | Streaming Replication | <a href="#">WAL Compression for Streaming Replication</a> |

## 1.1 Features Added in 13

This section explains new features and improvements in FUJITSU Enterprise Postgres 13.

### 1.1.1 OSS

This section explains the new feature related to OSS:

- PostgreSQL rebase
- Update of OSS provided

#### 1.1.1.1 PostgreSQL Rebase

The PostgreSQL version that FUJITSU Enterprise Postgres is based on is 13.1.



See

Refer to "PostgreSQL Version Used for FUJITSU Enterprise Postgres" in the Installation and Setup Guide for Server for details.

#### 1.1.1.2 Update of OSS Provided

The OSS provided by FUJITSU Enterprise Postgres have been updated.



See

Refer to "OSS Supported by FUJITSU Enterprise Postgres" in the General Description for details.

## 1.1.2 Streaming Replication

This section explains the new feature related to Streaming Replication:

- WAL Compression for Streaming Replication

#### 1.1.2.1 WAL Compression for Streaming Replication

WAL that is transferred by Streaming Replication can be compressed.



See

Refer to "WAL Compression for Streaming Replication" in the Operation Guide for details.



# Chapter 2 Compatibility Information

This chapter explains incompatible items and actions required when migrating from an earlier version to FUJITSU Enterprise Postgres 13. Check compatibility before migrating and take the appropriate action.

## 2.1 Installation/Setup Incompatibility

| Item   | Pre-migration version |    |        |
|--|-----------------------|----|--------|
|  | 11                    | 12 | 12 SP1 |
| Removing Operating System Support  | Y                     | Y  | Y      |
| Changing kernel parameter settings when an instance is created with WebAdmin | Y                     | Y  | Y      |
| Removing Operating System Support  | Y                     | Y  | N      |
| Changing the way OSS is set up   | Y                     | N  | N      |
| Modifying Pgpool-II Installation Handling                                    | Y                     | N  | N      |
| Changing Core and Log File Paths when Instance is Created with WebAdmin      | Y                     | N  | N      |
| Renaming WebAdmin Services   | Y                     | N  | N      |

Y: Incompatibility exists

N: Incompatibility does not exist

### 2.1.1 Removing Operating System Support

#### Incompatibility

In FUJITSU Enterprise Postgres 13 or later, the following operating systems have been removed.

- RHEL7.7 and later minor version
- RHEL8.1

#### Action method

None.

### 2.1.2 Changing kernel parameter settings when an instance is created with WebAdmin

#### Incompatibility

For FUJITSU Enterprise Postgres 13 and later, changes kernel parameter settings for WebAdmin instance creation.

FUJITSU Enterprise Postgres 12 SP1 or earlier

| Kernel Parameters | Value  | Calculated Value  |
|-------------------|--|---|
| SHMMAX            | If <i>currentValue</i> < <i>calculatedValue</i> , configure the calculated value | $((1800 + 270 * \text{max\_locks\_per\_transaction}) * \text{max\_connections} + (1800 + 270 * \text{max\_locks\_per\_transaction}) * \text{autovacuum\_max\_workers} + (770 + 270 * \text{max\_locks\_per\_transaction}) * \text{max\_prepared\_transactions} +$ |

| Kernel Parameters | Value  | Calculated Value   |
|-------------------|--|--|
|                   |  | $(\text{shared\_buffer}) + (16 * 1024 * 1024) + (770 * 1024) * 1.05$                     |
| SHMALL            | Specify <i>currentValue</i> + <i>calculatedValue</i> | $(\text{SHMMAX} / \text{PAGESIZE}) + 1$<br><br>PAGESIZE = 4K                             |
| SEMMNI            | Specify <i>currentValue</i> + <i>calculatedValue</i> | $\text{ceil}((\text{max\_connections} + \text{autovacuum\_max\_workers} + 4) / 16)$      |
| SEMMNS            | Specify <i>currentValue</i> + <i>calculatedValue</i> | $\text{ceil}((\text{max\_connections} + \text{autovacuum\_max\_workers} + 4) / 16) * 17$ |

#### FUJITSU Enterprise Postgres 13 or later

| Kernel Parameters | Value  | Calculated Value   |
|-------------------|--|--|
| SHMMAX            | Do not change value                                  | -  |
| SHMALL            | Do not change value                                  | -  |
| SEMMNI            | Specify <i>currentValue</i> + <i>calculatedValue</i> | - For instances of FUJITSU Enterprise Postgres 11:<br><br>$\text{ceil}((\text{max\_connections} + \text{autovacuum\_max\_workers} + \text{max\_worker\_processes} + 5) / 16)$<br><br>- For Fujitsu Enterprise Postgres 12 and later instances:<br><br>$\text{ceil}((\text{max\_connections} + \text{autovacuum\_max\_workers} + \text{max\_wal\_senders} + \text{max\_worker\_processes} + 5) / 16)$           |
| SEMMNS            | Specify <i>currentValue</i> + <i>calculatedValue</i> | - For instances of FUJITSU Enterprise Postgres 11:<br><br>$\text{ceil}((\text{max\_connections} + \text{autovacuum\_max\_workers} + \text{max\_worker\_processes} + 5) / 16) * 17$<br><br>- For Fujitsu Enterprise Postgres 12 and later instances:<br><br>$\text{ceil}((\text{max\_connections} + \text{autovacuum\_max\_workers} + \text{max\_wal\_senders} + \text{max\_worker\_processes} + 5) / 16) * 17$ |

#### Action method

None.

## 2.1.3 Removing Operating System Support

---

#### Incompatibility

In FUJITSU Enterprise Postgres 12 SP1 or later, the following operating systems have been removed.

- SLES 12 SP4

## Action method

None.

## 2.1.4 Changing the Way OSS is Set Up

---

### Incompatibility

FUJITSU Enterprise Postgres 12 or later do not place OSS extension modules in the executable directory. The OSS extension modules must be placed in the executable directory when you set up OSS.

Refer to "Setting Up and Removing OSS" in the Installation and Setup Guide for Server for details.

## Action method

None.

## 2.1.5 Modifying Pgpool-II Installation Handling

---

### Incompatibility

For FUJITSU Enterprise Postgres 12 or later, Pgpool-II is not automatically installed when you install the server. Therefore, if you want to take advantage of Pgpool-II, install it separately from the server installation.

The extension modules required for the database server are shipped with the server program. You should set up Pgpool-II on the database server side, even if Pgpool-II is to be used on a different server than the database server.

Refer to "Setting Up and Removing OSS" in the Installation and Setup Guide for Server for details.

## Action method

None.

## 2.1.6 Changing Core and Log File Paths when Instance is Created with WebAdmin

---

### Incompatibility

In FUJITSU Enterprise Postgres 12 or later, change the core and log file paths when creating an instance in WebAdmin.

FUJITSU Enterprise Postgres 11

Log File Path: `/var/tmp/fsep_ version / instanceAdminUser _ instanceNamePortNumber /log`

Core File Path: `/var/tmp/fsep_ version / instanceAdminUser _ instanceNamePortNumber /core`

*version*: product version\_ edition\_ architecture

[Example]

Log File Path: `/var/tmp/fsep_110_AE_64/naomi_myinst27599/log`

Core File Path: `/var/tmp/fsep_110_AE_64/naomi_myinst27599/core`

FUJITSU Enterprise Postgres 12

Log File Path: `/var/tmp/fsep_ version / instanceAdminUser _ instanceNamePortNumber /log`

Core File Path: `/var/tmp/fsep_ version / instanceAdminUser _ instanceNamePortNumber /core`

*version*: product version\_ WA\_ architecture

[Example]

Log File Path: `/var/tmp/fsep_120_WA_64/naomi_myinst27599/core`

Core File Path: `/var/tmp/fsep_120_WA_64/naomi_myinst27599/log`

## Action method

None.

## 2.1.7 Renaming WebAdmin Services

---

### Incompatibility

In FUJITSU Enterprise Postgres 12 or later, change the service name registered when you set up WebAdmin.

FUJITSU Enterprise Postgres 11

fsep\_xSPz\_edition\_64\_WebAdmin\_Port1

fsep\_xSPz\_edition\_64\_WebAdmin\_Port2

FUJITSU Enterprise Postgres 12 or later

fsep\_xSPz\_WA\_64\_WebAdmin\_Port1

fsep\_xSPz\_WA\_64\_WebAdmin\_Port2

## Action method

None.

## 2.2 Application Migration Incompatibility

---

| Item   | Pre-migration version |    |        |
|--|-----------------------|----|--------|
|  | 11                    | 12 | 12 SP1 |
| Removing Java Support  | Y                     | Y  | Y      |
| Changed to Error when Running an Operator or Function that Returns non Data Types for Masking Type | Y                     | N  | N      |

Y: Incompatibility exists

N: Incompatibility does not exist

### 2.2.1 Removing Java Support

---

#### Incompatibility

In FUJITSU Enterprise Postgres 13 or later, the following Java have been removed.

- Java SE 6

Also, the JDBC driver file 'postgresql-jdbc4.jar' for JDK 6 or JRE 6 isn't installed.

#### Action method

None.

### 2.2.2 Changed to Error when Running an Operator or Function that Returns non Data Types for Masking Type

---

#### Incompatibility

In FUJITSU Enterprise Postgres 12, changed to error when running an operator or function that returns non Data Types for Masking type.

FUJITSU Enterprise Postgres 11

In the following cases, the operator or function in 3) may be executed without masking.

This is an incorrect result because the data containing the masking column is performed without masking.

- 1) Create a Masking policy. and
- 2) Execute a SELECT statement. and
- 3) Execute an operator or function in the SELECT statement of 2). and
- 4) The operator or function argument of 3) includes a subquery. and
- 5) The operator or function argument of 3) contains the column to be protected created in 1). and
- 6) The operator or function of 3) returns a type not listed in "Data Types for Masking" in "Operation Guide".

FUJITSU Enterprise Postgres 12 or later

Operator or function results of 3) in the following error.

```
ERROR: The output data type is incompatible with the confidential policy.
HINT: Data type of the result value(s) produced by expression/function using confidential columns
is not supported by Data masking module. Consider removing confidential columns from such
expressions/functions.
```

This is correct because the operator or function returns a data type not listed in "Data Types for Masking" in "Operation Guide".

### Action method

Do one of the following to ensure that the results are identical to those of FUJITSU Enterprise Postgres 11:

- 1) Modify the Masking policy to prevent masking from being performed for the user executing the SQL.
- 2) Modify SQL to not use operators or functions that return types not listed in "Data Types for Masking" in "Operation Guide".

## 2.3 Operation Migration Incompatibility

| Item  | Pre-migration version |    |        |
|---|-----------------------|----|--------|
|   | 11                    | 12 | 12 SP1 |
| <a href="#">Changing the Value of the Category Column in the pg_settings view</a>                                   | Y                     | Y  | Y      |
| <a href="#">Changing pgx_stat_lwlock of the Statistics View</a>   | Y                     | Y  | Y      |
| <a href="#">Changing the Behavior of pgx_rcvall</a>   | Y                     | Y  | Y      |
| <a href="#">Mirroring Controller no longer retries to monitor database processes when they are detected as down</a> | Y                     | N  | N      |
| <a href="#">Changing the Name and Parameter Name of the Mirroring Controller Post-Promote Command</a>               | Y                     | N  | N      |
| <a href="#">Changing Mirroring Controller User Command Input Values</a>   | Y                     | N  | N      |

Y: Incompatibility exists

N: Incompatibility does not exist

N: Incompatibility does not exist

### 2.3.1 Changing the Value of the Category Column in the pg\_settings view

#### Incompatibility

For FUJITSU Enterprise Postgres 13, change the value of the category column in the pg\_settings view.

FUJITSU Enterprise Postgres 12 SP1 or earlier

| Original value     | wrong value                            |
|--------------------|--|
| Preset Options     | Fujitsu Enterprise Postgres Parameters |
| Customized Options | Preset Options                         |
| Developer Options  | Customized Options                     |

This is an incorrect result because it is different from the original value.

FUJITSU Enterprise Postgres 13 or later

The correct value is the category column in the pg\_settings view.

### Action method

Replaces the category column in the pg\_settings view with the values before migration, so that the results are the same as before migration.

## 2.3.2 Changing pgx\_stat\_lwlock of the Statistics View

---

### Incompatibility

In FUJITSU Enterprise Postgres 13, change the wait event name displayed in the lwlock\_name column of the statistics view pgx\_stat\_lwlock.

Wait Event Name

| FUJITSU Enterprise Postgres 12 SP1 or earlier | FUJITSU Enterprise Postgres 13 |
|---|--------------------------------|
| clog (*1)                                     | XactBuffer                     |
| commit_timestamp (*1)                         | CommitTSBuffer                 |
| subtrans (*1)                                 | SubtransBuffer                 |
| multixact_offset (*1)                         | MultiXactOffsetBuffer          |
| multixact_member (*1)                         | MultiXactMemberBuffer          |
| async (*1)                                    | NotifyBuffer                   |
| oldserxid (*1)                                | SerialBuffer                   |
| wal_insert (*1)                               | WALInsert                      |
| buffer_content (*1)                           | BufferContent                  |
| buffer_io (*1)                                | BufferIO                       |
| replication_origin (*1)                       | ReplicationOriginState         |
| replication_slot_io (*1)                      | ReplicationSlotIO              |
| proc (*1)                                     | LockFastPath                   |
| buffer_mapping (*1)                           | BufferMapping                  |
| lock_manager (*1)                             | LockManager                    |
| predicate_lock_manager (*1)                   | PredicateLockManager           |
| parallel_hash_join (*1)                       | ParallelHashJoin               |
| parallel_query_dsa (*1)                       | ParallelQueryDSA               |
| session_dsa (*1)                              | PerSessionDSA                  |
| session_record_table (*1)                     | PerSessionRecordType           |
| session_typmod_table (*1)                     | PerSessionRecordTypmod         |
| shared_tuplstore (*1)                         | SharedTupleStore               |
| tbm (*1)                                      | SharedTidBitmap                |

| FUJITSU Enterprise Postgres 12 SP1 or earlier | FUJITSU Enterprise Postgres 13 |
|---|--------------------------------|
| parallel_append (*1)                          | ParallelAppend                 |
| serializable_xact (*2)                        | PerXactPredicateList           |
| shared_mcxt (*2)                              | SharedMcxt                     |
| meta_cache_map (*2)                           | MetaCacheMap                   |
| global_metacache (*2)                         | GlobalCatcache                 |
| cached_buf_tranche_id (*2)                    | CachedBufTranche               |

\*1) Events added in FUJITSU Enterprise Postgres 11.

\*2) Events added in FUJITSU Enterprise Postgres 12.

### Action method

None.

## 2.3.3 Changing the Behavior of pgx\_rcvall

---

### Incompatibility

In FUJITSU Enterprise Postgres 13, change the pgx\_rcvall command to fail if the -e option of the pgx\_rcvall command specifies a future time or if the -n option specifies a list appointment that does not exist.

FUJITSU Enterprise Postgres 12 SP1 or earlier

All archived WALs are applied for recovery if the -e option of the pgx\_rcvall command specifies a time in the future, or if the -n option specifies a list appointment that does not exist.

FUJITSU Enterprise Postgres 13 or later

The pgx\_rcvall command fails if the -e option of the pgx\_rcvall command specifies a time in the future, or if the -n option specifies a list appointment that does not exist.

### Action method

Specify recovery objectives correctly, if necessary.

## 2.3.4 Mirroring Controller no Longer Retries to Monitor Database Processes when they are Detected as Down

---

### Incompatibility

For the FUJITSU Enterprise Postgres Mirroring Controller, change the heartbeat monitoring of the database process so that it does not retry monitoring when it detects down.

### Action method

None.

## 2.3.5 Changing the Name and Parameter Name of the Mirroring Controller Post-Promote Command

---

### Incompatibility

In the FUJITSU Enterprise Postgres 12 Mirroring Controller, change the name of the post-promote command, which is the state transition command, and the parameter name in the server configuration file that specifies the post-promote command.

FUJITSU Enterprise Postgres 11

- Command Name  
post-promote command
- The parameter name in the server configuration file that specifies the post-promote command  
post\_promote\_command

FUJITSU Enterprise Postgres 12 or later

- Command Name  
post-switch command
- The parameter name in the server configuration file that specifies the post-promote command  
post\_switch\_command

**Action method**

The post\_promote\_command parameter in the server configuration file continues to be available in FUJITSU Enterprise Postgres 12 or later. If specified in the server configuration file, it acts as a post-switch command. You cannot specify the post\_promote\_command and post\_switch\_command parameters at the same time.

## 2.3.6 Changing Mirroring Controller User Command Input Values

---

**Incompatibility**

Arguments (Fixed value: primarycenter) have been added to the following user commands:

- Fencing command of the database server
- Arbitration command
- Post-switch command
- Pre-detach command
- Post-attach command

**Action method**

If you are checking the number of arguments in a user command, increase the number of arguments by one.

## 2.4 JDBC Drive Incompatibility

---

| Item  | Pre-migration version |    |        |
|---|-----------------------|----|--------|
|   | 11                    | 12 | 12 SP1 |
| <a href="#">Changing the targetServerType Value</a> | Y                     | Y  | Y      |

Y: Incompatibility exists

N: Incompatibility does not exist

### 2.4.1 Changing the targetServerType Value

---

**Incompatibility**

In FUJITSU Enterprise Postgres 13, the value of targetServerType specified in the connection string was changed. Therefore, the previously used values are no longer available.



## Action method

If you specified a value for targetServerType, change the value as follows:

Table 2.1 Specified values for the target server

| Server Selection Order | FUJITSU Enterprise Postgres 12 SP1 or earlier | FUJITSU Enterprise Postgres 13 |
|------------------------|---|--------------------------------|
| Primary Server         | master  | primary                        |
| Standby Server         | slave   | secondary                      |
| Prefer Standby Server  | preferSlave                                   | preferSecondary                |
| Any                    | any   | any                            |

## 2.5 oracle\_fdw Incompatibility

---

| Item   | Pre-migration version |    |        |
|--|-----------------------|----|--------|
|  | 11                    | 12 | 12 SP1 |
| <a href="#">Changing the Oracle Client Version</a> | Y                     | N  | N      |

Y: Incompatibility exists

N: Incompatibility does not exist

### 2.5.1 Changing the Oracle Client Version

---

#### Incompatibility

FUJITSU Enterprise Postgres 12 change the version of the Oracle client used to build oracle\_fdw to 11.2.

#### Action method

Use Oracle client version 11.2 or later.

Also, if a file named libclntsh.so.11.1 does not exist in OCI library, create a symbolic link named libclntsh.so.11.1.

## 2.6 pgaudit Incompatibility

---

| Item   | Pre-migration version |    |        |
|--|-----------------------|----|--------|
|  | 11                    | 12 | 12 SP1 |
| <a href="#">Changing to Print Extra NEW and OLD Values in the Audit Log when the Trigger Function Executes</a> | Y                     | Y  | Y      |

Y: Incompatibility exists

N: Incompatibility does not exist

### 2.6.1 Changing to Print Extra NEW and OLD Values in the Audit Log when the Trigger Function Executes

---

#### Incompatibility

In FUJITSU Enterprise Postgres 13, the trigger function additionally outputs NEW and OLD values to the audit log when the pgaudit.log\_parameter is set to on.

## FUJITSU Enterprise Postgres 12 SP1 or earlier

The following (18) does not output the values of New, OLD.

[Example]

```
AUDIT: SESSION,WRITE,2020-09-03 07:07:39 UTC,
      (1)   (2)   (3)
[local],9775,psql,k5user,postgres,3/536, 1, 2, INSERT, ,
(4)   (5) (6) (7)   (8)   (9)  (10)(11)(12)(13)
TABLE,public.trig_audit, ,
(14) (15)  (16)
"INSERT INTO trig_audit SELECT 'U', now(), user, OLD.*, NEW.*",
(17)
trig_audit AFTER ROW UPDATE 92027 trig_test trig_test public 0 f aaaa
(18)
```

## FUJITSU Enterprise Postgres 13 or later

New, OLD values are printed.

[Example]

```
AUDIT: SESSION,WRITE,2020-09-03 07:07:39 UTC,
[local],9775,psql,k5user,postgres,3/536,1,2,INSERT,,TABLE,public.
trig_audit,,
"INSERT INTO trig_audit SELECT 'U', now(), user, OLD.*, NEW.*",
(bbb) (aaa) trig_audit AFTER ROW UPDATE 92027 trig_test trig_test
public 0 f aaaa
```

## Action method

If you are using an application that works by monitoring the string that the trigger function prints to the audit log, modify the application to work with the NEW and OLD values.

# Index

---

|                                |     |                   |
|--------------------------------|-----|-------------------|
|                                | [C] |                   |
| Compatibility Information..... |     | <a href="#">2</a> |
|                                | [F] |                   |
| Features Added in 13.....      |     | <a href="#">1</a> |

# FUJITSU Enterprise Postgres 13 on IBM LinuxONE™



## Installation/Setup

[Server >](#)

[Client >](#)

[Server Assistant >](#)

# FUJITSU Enterprise Postgres 13 on IBM LinuxONE™



## Installation and Setup Guide for Server

# Preface

---

## Purpose of this document

The FUJITSU Enterprise Postgres database system extends the PostgreSQL features and runs on the Linux platform.

This document describes how to install and set up "FUJITSU Enterprise Postgres".

## Intended readers

This document is intended for those who install and operate FUJITSU Enterprise Postgres.

Readers of this document are assumed to have general knowledge of:

- PostgreSQL
- SQL
- Linux

## Structure of this document

This document is structured as follows:

### [Chapter 1 Overview of Installation](#)

Describes the installation types and procedures

### [Chapter 2 Operating Environment](#)

Describes the operating environment required to use FUJITSU Enterprise Postgres

### [Chapter 3 Installation](#)

Describes how to perform a new installation of FUJITSU Enterprise Postgres

### [Chapter 4 Setup](#)

Describes the setup to be performed after installation

### [Chapter 5 Uninstallation](#)

Describes how to uninstall FUJITSU Enterprise Postgres

### [Appendix A Recommended WebAdmin Environments](#)

Describes the recommended WebAdmin environment.

### [Appendix B Setting Up and Removing WebAdmin](#)

Describes how to set up and remove WebAdmin

### [Appendix C WebAdmin Disallow User Inputs Containing Hazardous Characters](#)

Describes characters that are not allowed in WebAdmin.

### [Appendix D Configuring Parameters](#)

Describes FUJITSU Enterprise Postgres parameters.

### [Appendix E Estimating Database Disk Space Requirements](#)

Describes how to estimate database disk space requirements

### [Appendix F Estimating Memory Requirements](#)

Describes the formulas for estimating memory requirements

### [Appendix G Quantitative Limits](#)

Describes the quantity range

### [Appendix H Configuring Kernel Parameters](#)

Describes the settings for kernel parameters

#### [Appendix I Determining the Preferred WebAdmin Configuration](#)

Describes the two different configurations in which WebAdmin can be used and how to select the most suitable configuration

#### [Appendix J System Configuration when using Pgpool-II](#)

Describes the system configuration when using Pgpool-II.

#### [Appendix K Supported contrib Modules and Extensions Provided by External Projects](#)

Lists the PostgreSQL contrib modules and the extensions provided by external projects supported by FUJITSU Enterprise Postgres.

#### [Appendix L Procedure when Modifying the JRE Installation](#)

Describes the procedures to follow when modifying the JRE installation.

### **Export restrictions**

Exportation/release of this document may require necessary procedures in accordance with the regulations of your resident country and/or US export control laws.

### **Issue date and version**

|                         |
|-------------------------|
| Edition 1.0: April 2021 |
|-------------------------|

### **Copyright**

Copyright 2019-2021 FUJITSU LIMITED

# Contents

---

|  |    |
|--|----|
| Chapter 1 Overview of Installation.....                                      | 1  |
| 1.1 Features that can be Installed.....                                      | 1  |
| 1.2 Installation Types.....  | 1  |
| 1.2.1 New Installation.....  | 1  |
| 1.2.2 Reinstallation.....  | 1  |
| 1.2.3 Multi-Version Installation.....  | 1  |
| 1.3 Uninstallation.....  | 1  |
| Chapter 2 Operating Environment.....   | 2  |
| 2.1 Required Operating System.....   | 2  |
| 2.2 Related Software.....  | 5  |
| 2.3 Excluded Software.....   | 5  |
| 2.4 Required Patches.....  | 5  |
| 2.5 Hardware Environment.....  | 5  |
| 2.6 Disk Space Required for Installation.....                                | 5  |
| 2.7 Supported System Environment.....  | 6  |
| 2.7.1 TCP/IP Protocol.....   | 6  |
| 2.7.2 File System.....   | 6  |
| 2.8 PostgreSQL Version Used for FUJITSU Enterprise Postgres.....             | 6  |
| 2.9 Notes on Using Streaming Replication.....                                | 6  |
| Chapter 3 Installation.....  | 7  |
| 3.1 Pre-installation Tasks.....  | 7  |
| 3.2 Run Installation.....  | 7  |
| Chapter 4 Setup.....   | 11 |
| 4.1 Operating Method Types and Selection.....                                | 11 |
| 4.2 Preparations for Setup.....  | 12 |
| 4.2.1 Creating an Instance Administrator.....                                | 12 |
| 4.2.2 Preparing Directories for Resource Deployment.....                     | 13 |
| 4.2.3 Estimating Resources.....  | 16 |
| 4.2.4 Configuring Corefile Names.....  | 16 |
| 4.3 Creating Instances.....  | 16 |
| 4.3.1 Using WebAdmin.....  | 17 |
| 4.3.1.1 Logging in to WebAdmin.....  | 18 |
| 4.3.1.2 Creating an Instance.....  | 19 |
| 4.3.1.3 Changing Instance Settings.....                                      | 21 |
| 4.3.1.4 Importing Instances.....   | 23 |
| 4.3.2 Using the initdb Command.....  | 24 |
| 4.3.2.1 Editing Kernel Parameters.....                                       | 24 |
| 4.3.2.2 Creating an Instance.....  | 24 |
| 4.4 Configuring Remote Connections.....                                      | 27 |
| 4.4.1 When an Instance was Created with WebAdmin.....                        | 27 |
| 4.4.2 When an Instance was Created with the initdb Command.....              | 27 |
| 4.5 Other Settings.....  | 28 |
| 4.5.1 Error Log Settings.....  | 28 |
| 4.5.2 Configuring Automatic Start and Stop of an Instance.....               | 29 |
| 4.5.3 Settings when Using the Features Compatible with Oracle Databases..... | 30 |
| 4.6 Setting Up and Removing OSS.....   | 30 |
| 4.6.1 oracle_fdw.....  | 31 |
| 4.6.1.1 Setting Up oracle_fdw.....   | 31 |
| 4.6.1.2 Removing oracle_fdw.....   | 31 |
| 4.6.2 pg_bigm.....   | 32 |
| 4.6.2.1 Setting Up pg_bigm.....  | 32 |
| 4.6.2.2 Removing pg_bigm.....  | 32 |
| 4.6.3 pg_hint_plan.....  | 33 |



|  |           |
|--|-----------|
| 4.6.3.1 Setting Up pg_hint_plan.....   | 33        |
| 4.6.3.2 Removing pg_hint_plan.....   | 33        |
| 4.6.4 pg_dbms_stats.....   | 34        |
| 4.6.4.1 Setting Up pg_dbms_stats.....  | 34        |
| 4.6.4.2 Removing pg_dbms_stats.....  | 34        |
| 4.6.5 pg_repack.....   | 35        |
| 4.6.5.1 Setting Up pg_repack.....  | 35        |
| 4.6.5.2 Removing pg_repack.....  | 35        |
| 4.6.6 pg_rman.....   | 35        |
| 4.6.6.1 Setting Up pg_rman.....  | 35        |
| 4.6.6.2 Removing pg_rman.....  | 36        |
| 4.6.7 pg_statsinfo.....  | 36        |
| 4.6.7.1 Setting Up pg_statsinfo.....   | 36        |
| 4.6.7.2 Removing pg_statsinfo.....   | 37        |
| 4.6.8 pgBadger.....  | 37        |
| 4.6.8.1 Setting Up pgBadger.....   | 37        |
| 4.6.8.2 Removing pgBadger.....   | 37        |
| 4.6.9 Pgpool-II.....   | 37        |
| 4.6.9.1 Setting Up Pgpool-II.....  | 37        |
| 4.6.9.2 Removing Pgpool-II.....  | 38        |
| 4.6.10 Build with PGXS.....  | 38        |
| 4.6.10.1 Using the Default Version of llvm.....                                      | 38        |
| 4.6.10.2 Using a Non-Default Version of llvm.....                                    | 38        |
| 4.6.10.3 Without llvm.....   | 39        |
| 4.7 Integration with Message-Monitoring Software.....                                | 39        |
| 4.8 Deleting Instances.....  | 39        |
| 4.8.1 Using WebAdmin.....  | 39        |
| 4.8.2 Using Server Commands.....   | 40        |
| <b>Chapter 5 Uninstallation.....</b>   | <b>41</b> |
| 5.1 Run Uninstallation.....  | 41        |
| <b>Appendix A Recommended WebAdmin Environments.....</b>                             | <b>43</b> |
| A.1 Recommended Browser Settings .....   | 43        |
| A.2 How to Set Up the Pop-up Blocker.....  | 43        |
| <b>Appendix B Setting Up and Removing WebAdmin.....</b>                              | <b>44</b> |
| B.1 Setting Up WebAdmin.....   | 44        |
| B.1.1 Setting Up WebAdmin.....   | 44        |
| B.1.2 Starting the Web Server Feature of WebAdmin.....                               | 45        |
| B.1.3 Stopping the Web Server Feature of WebAdmin.....                               | 45        |
| B.2 Removing WebAdmin.....   | 46        |
| B.3 Using an External Repository for WebAdmin.....                                   | 46        |
| B.4 Using the WebAdmin Auto-Refresh Feature.....                                     | 48        |
| <b>Appendix C WebAdmin Disallow User Inputs Containing Hazardous Characters.....</b> | <b>49</b> |
| <b>Appendix D Configuring Parameters.....</b>  | <b>50</b> |
| <b>Appendix E Estimating Database Disk Space Requirements.....</b>                   | <b>54</b> |
| E.1 Estimating Table Size Requirements.....  | 54        |
| E.2 Estimating Index Size Requirements.....  | 55        |
| E.3 Sizes of Data Types.....   | 56        |
| E.3.1 Sizes of Fixed-Length Data Types.....  | 56        |
| E.3.2 Sizes of Variable-Length Data Types.....                                       | 57        |
| E.3.3 Sizes of Array Data Types.....   | 57        |
| E.3.4 Number of Bytes per Character.....   | 58        |
| E.4 Estimating Transaction Log Space Requirements.....                               | 58        |
| E.5 Estimating Archive Log Space Requirements.....                                   | 58        |

|  |    |
|--|----|
| E.6 Estimating Backup Disk Space Requirements.....                                     | 58 |
| E.7 Estimating VCI Disk Space Requirements.....  | 58 |
| Appendix F Estimating Memory Requirements.....   | 60 |
| F.1 FUJITSU Enterprise Postgres Memory Requirements.....                               | 60 |
| F.2 Database Multiplexing Memory Requirements.....                                     | 61 |
| F.3 VCI Memory Requirements.....   | 61 |
| F.4 High-Speed Data Load Memory Requirements.....                                      | 63 |
| F.5 Global Meta Cache Memory Requirements.....   | 63 |
| Appendix G Quantitative Limits.....  | 64 |
| Appendix H Configuring Kernel Parameters.....  | 69 |
| Appendix I Determining the Preferred WebAdmin Configuration.....                       | 70 |
| I.1 WebAdmin Configurations.....   | 70 |
| I.1.1 Single-Server Configuration.....   | 70 |
| I.1.2 Multiserver Configuration.....   | 70 |
| I.2 Installing WebAdmin in a Single-Server Configuration.....                          | 71 |
| I.3 Installing WebAdmin in a Multiserver Configuration.....                            | 72 |
| Appendix J System Configuration when using Pgpool-II.....                              | 73 |
| J.1 Pgpool-II Configuration.....   | 73 |
| J.1.1 Single-Machine Configuration.....  | 73 |
| J.1.2 Two-Machine Configuration.....   | 74 |
| J.1.3 Three-Machine Configuration.....   | 74 |
| J.2 Installing Pgpool-II.....  | 74 |
| Appendix K Supported contrib Modules and Extensions Provided by External Projects..... | 76 |
| Appendix L Procedure when Modifying the JRE Installation.....                          | 77 |
| L.1 When Using WebAdmin.....   | 77 |
| L.2 When Performing Database Multiplexing.....   | 77 |
| Index.....   | 79 |

# Chapter 1 Overview of Installation

This chapter provides an overview of FUJITSU Enterprise Postgres installation.

## 1.1 Features that can be Installed

---

Each FUJITSU Enterprise Postgres feature is installed on the machine that was used to build the database environment.

The basic features of FUJITSU Enterprise Postgres (server feature, client feature) can be installed.

## 1.2 Installation Types

---

The following installation types are available for FUJITSU Enterprise Postgres:

- New installation
- Reinstallation
- Multi-version installation

### 1.2.1 New Installation

---

In initial installation, FUJITSU Enterprise Postgres is installed for the first time.

### 1.2.2 Reinstallation

---

Perform reinstallation to repair installed program files that have become unusable for any reason.

### 1.2.3 Multi-Version Installation

---

FUJITSU Enterprise Postgres products can be installed on the same server if the product version (indicated by "x" in "x SPz") is different from that of any version of the product that is already installed.

## 1.3 Uninstallation

---

Uninstallation removes the system files of the installed FUJITSU Enterprise Postgres.

# Chapter 2 Operating Environment

This chapter describes the operating environment required to use FUJITSU Enterprise Postgres.



See

Refer to "Operating Environment" in the Installation and Setup Guide for Client when installing the FUJITSU Enterprise Postgres client feature at the same time.

## 2.1 Required Operating System

One of the operating systems shown below is required in order to use FUJITSU Enterprise Postgres. Check and use minor version, which is certified and currently supported by Red Hat or SUSE for the target IBM z / Linux One hardware.

- RHEL8.2 or later minor version
- SLES 12 SP5



Note

The sepgsql module, which is a PostgreSQL extension, can be used in RHEL8.



Information

- The following packages are required for operations on RHEL8.

| Package name     | Remarks   |
|------------------|---|
| alsa-lib         | -   |
| audit-libs       | -   |
| cyrus-sasl-lib   | -   |
| pcp-system-tools | Required when using parallel scan.  |
| glibc            | -   |
| libnsl           | -   |
| libc             | Provides collation support.<br>Install 60.x.  |
| libgcc           | -   |
| libmemcached     | Required when using Pgpool-II.  |
| libstdc++        | -   |
| libtool-ltdl     | Required when using ODBC drivers.   |
| llvm             | Versions 10.0.x, 9.0.x, or 8.0.x of llvm is required to run SQL with runtime compilation (just-in-time compilation).<br><br>Install the package that contains libLLVM-10.so, libLLVM-9.so, or libLLVM-8.so.<br><br>For example, version 10.0.x of "llvm-libs" published with Application Streams includes libLLVM-10.so.<br><br>By default, version 10.0.x is used. |

| Package name       | Remarks  |
|--------------------|--|
|                    | <p>If you use a version other than 10.0.x, specify the version you want to use in the <code>jit_provider</code> parameter in <code>postgresql.conf</code>.</p> <p>For example, use <code>llvmjit-vsn9</code> when using version 9.0.x. FUJITSU Enterprise Postgres uses runtime compilation by default. If you do not want to use runtime compilation, turn off the <code>jit</code> parameter in <code>postgresql.conf</code>. You do not need to install <code>llvm</code> if you turn off the <code>jit</code> parameter.</p> <p>Failure to install <code>llvm</code> without turning off the <code>jit</code> parameter may result in an error when executing SQL. For more information about runtime compilation, see "Just-in-Time Compilation (JIT)" in the PostgreSQL Documentation.</p> <p>Note:</p> <p>If JIT compilation using LLVM is performed on RHEL8, a verbose server message is logged one or more times on first query execution, for each associated database connection.</p> <p>&lt;Message&gt;</p> <p>ORC error: No callback manager available for s390x-ibm-linux</p> <p>This error message results from a known deficiency in one of the features of the LLVM library for IBM Z, but this feature is not used by the server and the error does not otherwise affect LLVM operation.</p> <p>To prevent this message from being logged, JIT compilation may be disabled, by setting the value "off" to the configuration variable "jit".</p> |
| ncurses-libs       | -  |
| net-tools          | -  |
| nss-softokn-freebl | -  |
| opencryptoki       | <p>Required if transparent data encryption is used in conjunction with a hardware security module.</p> <p>Install 3.12.1 or later into default directory.</p>  |
| pam                | Required when using PAM authentication.  |
| perl-libs          | <p>Required when using PL/Perl.</p> <p>Install 5.26.</p>   |
| python3            | <p>Required when using PL/Python based on Python 3.</p> <p>Install 3.8.x.</p>  |
| redhat-lsb         | -  |
| libselinux         | Required for <code>sepgsql</code> .  |
| tcl                | <p>Required when using PL/Tcl.</p> <p>Install 8.6.</p>   |
| unzip              | -  |
| xz-libs            | -  |
| zlib               | -  |
| java-1.8.0-openjdk | <p>Required when using the database multiplexing and WebAdmin.</p> <p>Use build 1.8.0_222-b10 or later for s390x architecture.</p>   |

- The following packages are required for operations on SLES 12.

| Package name       | Remarks   |
|--------------------|---|
| alsa-lib           | -   |
| audit-libs         | -   |
| dstat              | Required when using parallel scan.  |
| glibc              | -   |
| libgcc             | -   |
| libc               | Provides collation support.<br>Install 52.  |
| libmemcached       | Required when using Pgpool-II.  |
| libstdc++          | -   |
| libtool-ltdl       | Required when using ODBC drivers.   |
| llvm               | <p>Install version 7.0.x of llvm to run SQL with runtime compilation (just-in-time compilation) and add the directory where the shared library libLLVM-*.so is located to the environment variable LD_LIBRARY_PATH.</p> <p>FUJITSU Enterprise Postgres 13 uses runtime compilation by default. If you do not want to use runtime compilation, turn off the jit parameter in postgresql.conf. You do not need to install llvm if you turn off the jit parameter.</p> <p>Failure to install llvm without turning off the jit parameter may result in an error when executing SQL. For more information about runtime compilation, see "Just-in-Time Compilation (JIT)" in the PostgreSQL Documentation.</p> |
| LLVM-libs          | Install version 7.0.x.  |
| ncurses-libs       | -   |
| net-tools          | -   |
| nss-softokn-freebl | -   |
| opencryptoki       | <p>Required if transparent data encryption is used in conjunction with a hardware security module.</p> <p>Install 3.10 or later into default directory.</p>   |
| pam                | Required when using PAM authentication.   |
| perl-libs          | Required when using PL/Perl.<br>Install 5.18.   |
| python3            | Required when using PL/Python based on Python 3.<br>Install 3.7.x.  |
| sysstat            | Required when using pgx_fjqssinf command. Set up the sar command after installation.  |
| tcl                | Required when using PL/Tcl.<br>Install 8.6.   |
| xz-libs            | -   |
| zlib               | -   |
| java-1.8.0-openjdk | Required when using the database multiplexing and WebAdmin.<br>Use build 1.8.0_181-b13 or later for s390x architecture.   |

## 2.2 Related Software

---

There is no exclusive Software.

The following table lists servers that can be connected to the Linux client.

Table 2.1 Connectable servers

| OS    | Product name  |
|-------|---|
| Linux | FUJITSU Software Enterprise Postgres Advanced Edition 11 or later |

## 2.3 Excluded Software

---

There are no exclusive products.

## 2.4 Required Patches

---

There are no required patches.

## 2.5 Hardware Environment

---

The following hardware is required to use FUJITSU Enterprise Postgres.

### Memory

At least 512 MB of memory is required.

### Hardware security module

If transparent data encryption is used in conjunction with a hardware security module, the IBM Z Crypto Express Adapter Card must support either the CCA coprocessor or the EP11 coprocessor.



.....  
In z/VM, the virtual cryptographic devices which are available to transparent data encryption must be only dedicated("APDED").  
.....

## 2.6 Disk Space Required for Installation

---

The following table shows the disk space requirements for new installation of FUJITSU Enterprise Postgres. If necessary, increase the size of the file system.

Table 2.2 Disk space required for installation

| Directory                              | Required disk space (Unit: MB) |
|--|--------------------------------|
| /etc                                   | 1                              |
| Installation destination of the server | 226                            |
| Installation destination of WebAdmin   | 176                            |
| Installation destination of the client | 109                            |
| Installation destination of PgPool     | 4                              |

## 2.7 Supported System Environment

---

This section describes the supported system environment.

### 2.7.1 TCP/IP Protocol

---

FUJITSU Enterprise Postgres supports version 4 and 6 (IPv4 and IPv6) of TCP/IP protocols.



Do not use link-local addresses if TCP/IP protocol version 6 addresses are used.

### 2.7.2 File System

---

All file systems with a POSIX-compliant interface are supported.

However, for stable system operation, the disk where the database is deployed must use a highly reliable file system. Consider this aspect when selecting the file system to be used.

The recommended file system is "ext4".

## 2.8 PostgreSQL Version Used for FUJITSU Enterprise Postgres

---

FUJITSU Enterprise Postgres is based on PostgreSQL 13.1.

## 2.9 Notes on Using Streaming Replication

---

To use streaming replication, build the primary server and all standby servers using the same FUJITSU Enterprise Postgres version (\*1).

\*1: The product version is indicated by "x" in the notation "x SPz".



Streaming replication cannot be used in combination with Open Source PostgreSQL. It should also be used between instances running on same architecture (i.e. an instance running on Intel64 should not be used to stream instance running on s390x)



# Chapter 3 Installation

This chapter explains each of the installation procedures of FUJITSU Enterprise Postgres.

## 3.1 Pre-installation Tasks

Check the system environment below before installing FUJITSU Enterprise Postgres.

### Check the disk space

Ensure that there is sufficient disk space to install FUJITSU Enterprise Postgres.

Refer to "[2.6 Disk Space Required for Installation](#)" for information on the required disk space.

Reconfigure the disk partition if disk space is insufficient.

### Set JAVA\_HOME

Ensure that Open JRE 8 is installed, and export the JAVA\_HOME environment variable.

```
#export JAVA_HOME="OpenJre8InstallDir"
```

Refer to "[Appendix L Procedure when Modifying the JRE Installation](#)" for information on modifying JRE after installation.

### Determine the preferred WebAdmin configuration

WebAdmin can be installed in two configurations:

- Single-server
- Multiserver



See

Refer to "[Appendix I Determining the Preferred WebAdmin Configuration](#)" for details.

### Determining the Pgpool-II System Configuration

The system configuration when using Pgpool-II is as follows:

- Place on database server
- Place on application server
- Place on dedicated server



See

Refer to "[Appendix J System Configuration when using Pgpool-II](#)".

## 3.2 Run Installation

Install according to the following procedure:



Note

- The following characters can be used as input values:  
Alphanumeric characters, hyphens, commas and forward slashes

- information is stored:

```
webAdminInstallFolder/data/fepwa
```

Follow the procedure below to perform the backup.

1. Stop the WebAdmin server. Refer to "[B.1.3 Stopping the Web Server Feature of WebAdmin](#)" for details.
2. Back up the following folder:

```
webAdminInstallFolder/data/fepwa
```

Replace the above folder with the backed up folder when the reinstallation is complete.

---

## 1. Stop applications and programs

If the installation method is the following, all applications and programs that use the product must be stopped:

- Reinstallation

Before starting the installation, stop the following:

- Applications that use the product
- Instance
- Web server feature of WebAdmin

Execute the WebAdminStop command to stop the Web server feature of WebAdmin.

### Example

If WebAdmin is installed in /opt/fsepv<x>webadmin:

```
# cd /opt/fsepv<x>webadmin/sbin
# ./WebAdminStop
```

- Mirroring Controller

Execute the mc\_ctl command with the stop mode option specified and stop the Mirroring Controller.

### Example

```
$ mc_ctl stop -M /mdir/inst1
```

- pgBadger
- Pgpool-II

## 2. Change to the superuser

Run the following command to switch to the superuser on the system.

```
$ su -
Password:*****
```

## 3. Mount the DVD drive

Insert the server program DVD into the DVD drive, and run the command given below.

### Example

```
# mount -t iso9660 -r -o loop /dev/dvd /media/dvd
```

Here /dev/dvd is the device name for the DVD drive (which may vary depending on your environment), and /media/dvd is the mount point (which may need to be created before calling the command).

## Note

If the DVD was mounted automatically using the automatic mount daemon (autofs), "noexec" is set as the mount option, so the installer may fail to start. In this case, use the mount command to remount the DVD correctly, and then run the installation. Note that the mount options of a mounted DVD can be checked by executing the mount command without any arguments.

## 4. Run the installation

Select and install the following packages (rpm) with the rpm command.

| Feature Name | Operating System | Package (Path)  |
|--------------|------------------|---|
| Server       | RHEL8            | SERVER/Linux/packages/r80s390x/FJSVfsep-SV-*.rpm        |
|              | SLES 12          | SERVER/Linux/packages/SUSE12s390x/FJSVfsep-SV-*.rpm     |
| WebAdmin     | RHEL8            | WEBADMIN/Linux/packages/r80s390x/FJSVfsep-WAD-*.rpm     |
|              | SLES 12          | WEBADMIN/Linux/packages/SUSE12s390x/FJSVfsep-WAD-*.rpm  |
| Client       | RHEL8            | CLIENT64/Linux/packages/r80s390x/FJSVfsep-CL-*.rpm      |
|              | SLES 12          | CLIENT64/Linux/packages/SUSE12s390x/FJSVfsep-CL-*.rpm   |
| Pgpool-II    | RHEL8            | PGPOOL2/Linux/packages/r80s390x/FJSVfsep-POOL2-*.rpm    |
|              | SLES 12          | PGPOOL2/Linux/packages/SUSE12s390x/FJSVfsep-POOL2-*.rpm |

\*is the version, OS, etc.

### Example

In the following example, /media/dvd is the name of the mount point where the DVD is mounted.

Below is an example of new installation on RHEL8.

```
# cd /media/dvd/SERVER/Linux/packages/r80s390x
# rpm -ivh FJSVfsep-SV-13-1300-0.e18.s390x.rpm
```

Below is an example of new installation on SLES 12.

```
# cd /media/dvd/SERVER/Linux/packages/SUSE12s390x
# rpm -ivh FJSVfsep-SV-13-1300-0.s390x.rpm
```

Below is an example of reinstallation on RHEL8.

```
# cd /media/dvd/SERVER/Linux/packages/r80s390x
# rpm -ivh --replacepks FJSVfsep-SV-13-1300-0.e18.s390x.rpm
```

Below is an example of reinstallation on SLES 12.

```
# cd /media/dvd/SERVER/Linux/packages/SUSE12s390x
# rpm -ivh --replacepks FJSVfsep-SV-13-1300-0.s390x.rpm
```

## Note

If you perform reinstallation, and an installation prefix (in the --prefix option of the rpm command) was used for the new installation, you must use the same prefix.

## 5. Setting Up WebAdmin

When using WebAdmin, use the WebAdminSetup command to set up WebAdmin. Refer to "[B.1 Setting Up WebAdmin](#)" for information on the WebAdmin setup procedure.

## 6. Set the installation environment to be used by Mirroring Controller

When using Database Multiplexing, use the mc\_update\_jre\_env command to set the installation environment to be used by Mirroring Controller.

Example

```
# export JAVA_HOME="OpenJRE8InstallDir"  
# /opt/fsepv<x>server64/bin/mc_update_jre_env
```

# Chapter 4 Setup

This chapter describes the setup procedures to be performed after installation completes.

## 4.1 Operating Method Types and Selection

This section describes how to operate FUJITSU Enterprise Postgres.

There are two methods of managing FUJITSU Enterprise Postgres operations - select one that suits your purposes:

The Operation Guide describes the operating method using WebAdmin, and the equivalent operating method using the server commands.

### Simple operation management using a web-based GUI tool (WebAdmin)

Suitable when using frequently used basic settings and operations for operation management.

This method allows you to perform simple daily tasks such as starting the system before beginning business, and stopping the system when business is over, using an intuitive operation.

#### Usage method

Usage is started by using WebAdmin to create the instance.

By using an external scheduler and the `pgx_dmpall` command, periodic backups can be performed, which can then be used in recovery using WebAdmin.



Do not use a server command other than `pgx_dmpall` and `pgx_keystore` or a server application. Operation modes that use server commands and server applications cannot be used in conjunction with WebAdmin. If used, WebAdmin will not be able to manage the instances correctly.

In addition, to perform a backup by copy command from the `pgx_dmpall` command, select the operating method using the server commands.

To compress the backup in WebAdmin operations, use the `pgx_dmpall` command.

Refer to Reference and the PostgreSQL Documentation for information on server commands and server applications.

### Advanced operation management using server commands

An overview of the operating method using the GUI, and its relationship with the operating method using the server commands, are shown below.

Refer to the Operation Guide for details.

| Operation                         |                                  | Operation with the GUI  | Operation with commands  |
|-----------------------------------|----------------------------------|---|--|
| Setup                             | Creating an instance             | WebAdmin is used.<br>The server machine capacity, and the optimum parameter for operations using WebAdmin, are set automatically. | The configuration file is edited directly using the <code>initdb</code> command. |
|                                   | Creating a standby instance      | WebAdmin is used.<br>WebAdmin performs a base backup of the source instance and creates a standby instance.                       | A standby instance is created using the <code>pg_basebackup</code> command.      |
|                                   | Changing the configuration files | WebAdmin is used.   | The configuration file is edited directly.                                       |
| Starting and stopping an instance |                                  | WebAdmin is used.   | The <code>pg_ctl</code> command is used.   |

| Operation               |                   | Operation with the GUI   | Operation with commands  |
|-------------------------|-------------------|--|--|
| Creating a database     |                   | None.  | This is defined using the psql command or the application after specifying the DDL statement.                  |
| Backing up the database |                   | WebAdmin, or the pgx_dmpall command, is used.  | It is recommended that the pgx_dmpall command be used. Recovery to the latest database can be performed.       |
| Database recovery       |                   | WebAdmin is used.  | To use the backup that was performed using the pgx_dmpall command, the pgx_rcvall command is used.             |
| Monitoring              | Database errors   | The status in the WebAdmin window can be checked.  | The messages that are output to the database server log are monitored.   |
|                         | Disk space        | The status in the WebAdmin window can be checked. A warning will be displayed if the free space falls below 20%. | This is monitored using the df command of the operating system, for example.                                   |
|                         | Connection status | None.  | This can be checked referencing pg_stat_activity of the standard statistics view from psql or the application. |



See

Refer to "Periodic Operations" and "Actions when an Error Occurs" in the Operation Guide for information on monitoring and database recovery.

## 4.2 Preparations for Setup

This section describes the preparation required before setting up FUJITSU Enterprise Postgres.

### 4.2.1 Creating an Instance Administrator

Decide which OS user account will be assigned the instance administrator role. You can assign it to a new user or to an existing one, but you cannot assign it to the OS superuser (root).

The following example shows an OS user account with the name "fsepuser" being assigned the instance administrator role.

Example

```
# useradd fsepuser
# passwd fsepuser
```



Note

The following note applies if using WebAdmin for operations:

- If the password is changed for the user account of the instance administrator, set the changed password using ALTER ROLE WITH ENCRYPTED PASSWORD. This will encrypt the password with the default MD5 algorithm. To encrypt the password with the SCRAM-SHA-256 algorithm, set the password encryption parameter to "scram-sha-256" using SET password\_encryption = 'scram-sha-256' prior to using the ALTER ROLE function.

The following note applies if using Transparent data Encryption in Hardware-based Keystores:

- OS user account who is assigned the instance administrator role must belong to the 'pkcs11' group since FUJITSU Enterprise Postgres runs as Cryptoki application in order to work in conjunction with the IBM Z Hardware Security Module.  
When using WebAdmin, OS user account who logs in to WebAdmin must belong to the 'pkcs11' group as effective group.

---

## 4.2.2 Preparing Directories for Resource Deployment

---

Prepare the directories required when creating instances.

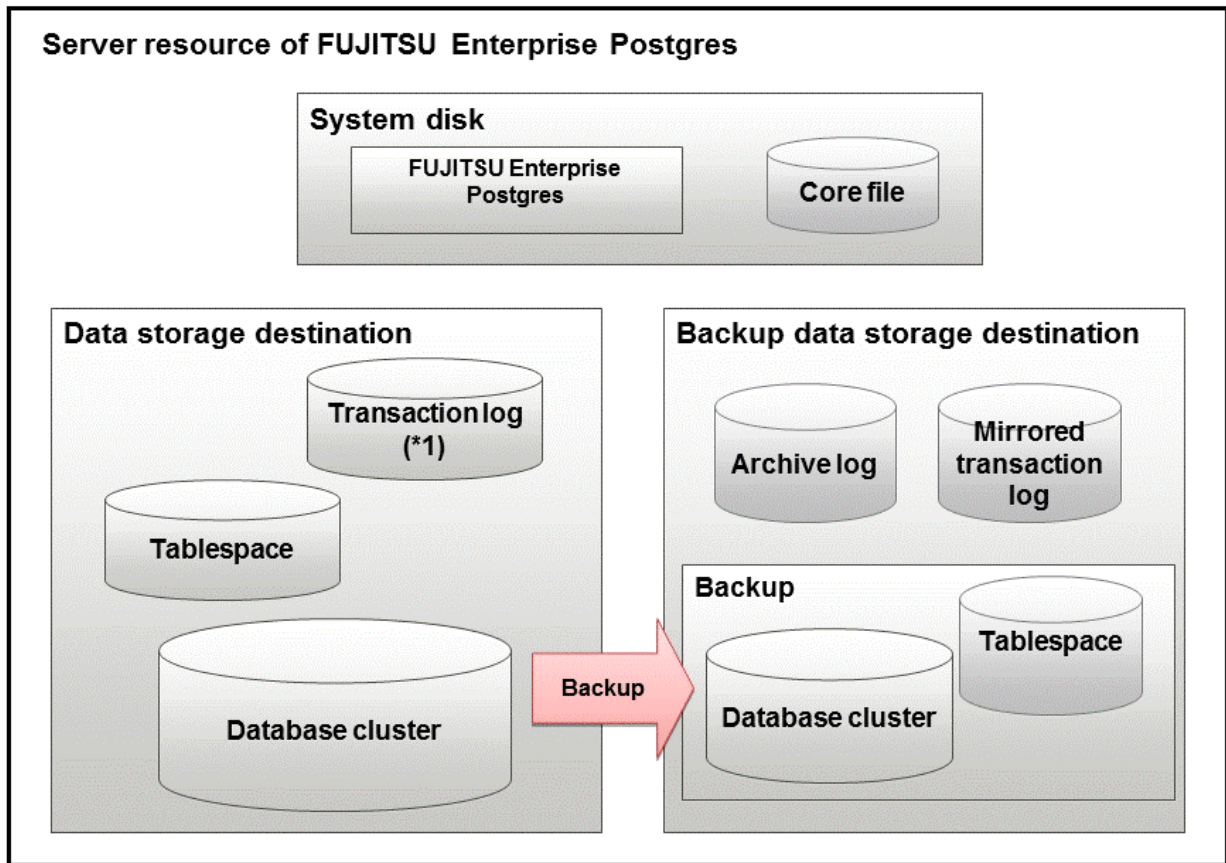
### Considerations when deploying resources

The disk configuration on the resource deployment destination is important, because it affects not only recovery following disk corruption, but normal operation as well. The points for determining the disk configuration are as follows:

1. If the backup data storage destination and the data storage destination are both lost, it will not be possible to recover the data, so deploy them to separate disks.
2. To shorten the recovery time following a single disk fault, deploy the system disk and data storage destination to separate disks.
3. The backup data storage destination requires at least double the capacity of the data storage destination, so deploy it to the disk with the most space available.
4. When large amounts of data are updated, the write-to load for the data storage destination, transaction log storage destination, and backup data storage destination (mirrored transaction log) will also be great. For this reason, deploy them to separate disks, out of consideration for performance.



When using the volume manager provided by the operating system, be aware of which physical disk the file system has been created on, for example, by deploying the data storage destination and the backup data storage destination to separate disks.



\*1: To distribute the I/O load, place the transaction log on a different disk from the data storage destination.

| Resource                                | Role  |
|---|---|
| Database cluster                        | The area where the database is stored. It is a collection of databases managed by an instance.  |
| Tablespace                              | Stores table files and index files in a separate area from the database cluster.<br>Specify a space other than that under the database cluster.   |
| Transaction log                         | Stores log information in preparation for a crash recovery or rollback.<br>This is the same as the WAL (Write Ahead Log).   |
| Archive log                             | Stores log information for recovery   |
| Mirrored transaction log (mirrored WAL) | Enables a database cluster to be restored to the state immediately before an error even if both the database cluster and transaction log fail when performing backup/recovery operations using the <code>pgx_dmpall</code> command or WebAdmin. |
| Corefile                                | FUJITSU Enterprise Postgres process corefile output when an error occurs with a FUJITSU Enterprise Postgres process.  |

#### Examples of disk deployment

The following are examples of disk deployment:

| Number of disks | Disk        | Deployment                          |
|-----------------|-------------|-------------------------------------|
| 3               | System disk | FUJITSU Enterprise Postgres program |
|                 |             | Corefile                            |



| Number of disks | Disk                    | Deployment  |
|-----------------|-------------------------|---|
|                 | Connected physical disk | Data storage destination, transaction log storage destination |
|                 | Connected physical disk | Backup data storage destination                               |
| 2               | System disk             | FUJITSU Enterprise Postgres program                           |
|                 |                         | Corefile  |
|                 |                         | Data storage destination, transaction log storage destination |
|                 | Connected physical disk | Backup data storage destination                               |

### Proposal for disk deployment using WebAdmin

To generate an instance using WebAdmin, we recommend an optimum deployment that takes into account the status of all disks at the time of instance generation, and items 1 to 3 in the "Considerations when deploying resources" subheading above, based on the limitations below (note that a different deployment can also be specified).

- The mount point does not include national characters
- The instance administrator has the proper permissions to read and write on the mount point

### Preparing directories

The directories to be prepared depend on the way that you create the instances.

The following shows the directories that need to be prepared:

| Directory to be prepared            | Using WebAdmin | Using the initdb command |
|-------------------------------------|----------------|--------------------------|
| Data storage destination            | Y (*1)         | Y                        |
| Backup data storage destination     | O (*1) (*4)    | O                        |
| Transaction log storage destination | O (*1) (*2)    | O                        |
| Corefile output destination         | N (*3)         | O                        |

Y: Required

O: Optional

N: Not required

\*1: WebAdmin automatically creates a directory

\*2: The default is to create in a directory in the data storage destination. When it is necessary to distribute the I/O load for the database data and the transaction log, consider putting the transaction log storage destination on a different disk from the data storage destination

\*3: The corefile path is as follows:

```
/var/tmp/fsep_version/instanceAdminUser_instanceNamePortNumber/core
```

*version*: product version\_WA\_architecture

*instanceAdminUser*: operating system user name

*PortNumber*: port number specified when creating the instance

Example:

```
/var/tmp/fsep_130_WA_64/naomi_myinst27599/core
```

Note that resources placed in /var/tmp that have not been accessed for 30 days or more will be deleted by the default settings of the operating system. Consider excluding them from deletion targets or changing the output destination in the operating system settings.

To change the output destination, configure the core\_directory and the core\_contents parameters in postgresql.conf. Refer to "Parameters" in the Operation Guide for information on the settings for these parameters.

\*4: This directory is required when instance backup is enabled.



## Note

- The directories must meet the following conditions:
  - The directory owner must be the OS user account that you want to be the instance administrator
  - The directory must have write permission
  - The directory must be empty
- It is not possible to use a directory mounted by NFS (Network File System) when using WebAdmin.

### Example

The following example shows the OS superuser creating /database/inst1 as the directory for storing the database data and changing the owner of the directory to the OS user account "fsepuser".

```
# mkdir -p /database/inst1
# chown -R fsepuser:fsepuser /database/inst1
# chmod 700 /database/inst1
```

## 4.2.3 Estimating Resources

---

Estimate the resources to be used on the FUJITSU Enterprise Postgres.

Refer to "[Appendix E Estimating Database Disk Space Requirements](#)" for information on estimating database disk space requirements.

Refer to "[Parameters automatically set by WebAdmin according to the amount of memory](#)" when creating multiple instances with WebAdmin.

Refer to "[Appendix F Estimating Memory Requirements](#)" when creating instances with the initdb command, to estimate memory usage.

## 4.2.4 Configuring Corefile Names

---

If a process crashes, a corefile for the process will be generated by the operating system. If a corefile is generated with the same name as an existing corefile generated for a different process, the newly-generated corefile will overwrite the previously dumped corefile. To prevent this, configure a unique corefile name for each crash by appending the process ID, program name, and datetime.

Corefile names can be configured using the "kernel.core\_pattern" and "kernel.core\_uses\_pid" kernel parameters.

Refer to the "man page" in "core(5)" for information on how to use these parameters.

Note that with regard to the location for storing corefiles, the operating system settings take precedence over the core\_directory parameter of postgresql.conf.

If you specify systemd-coredump as the core\_pattern, the core file is not placed in the location specified by the core\_directory parameter. See the systemd-coredump (8) man page for the location of core files.

Use coredumpctl to retrieve core files. For more information about using coredumpctl, see the coredumpctl (1) man page.

## 4.3 Creating Instances

---

There are two methods that can be used to create an instance:

- [4.3.1 Using WebAdmin](#)
- [4.3.2 Using the initdb Command](#)

### Creating multiple instances

Multiple instances can be created.

The memory allocated needs to be adjusted when multiple instances are created with WebAdmin (refer to "[Parameters automatically set by WebAdmin according to the amount of memory](#)" for details).

## Features that cannot be set up using WebAdmin

The "Storage data protection using transparent data encryption" feature cannot be set up using WebAdmin.

To set up this feature in an instance created by WebAdmin, perform the additional setup tasks detailed in "Storage Data Protection using Transparent Data Encryption" in the Operation Guide.

### Note

- Instances created using the `initdb` command (command line instances) can be managed using WebAdmin, however, they must first be imported into WebAdmin. Refer to "[4.3.1.4 Importing Instances](#)" for details.
- Always use WebAdmin to delete instances that were created or imported using WebAdmin. Because WebAdmin management information cannot be deleted, WebAdmin will determine that the instance is abnormal.
- Databases with the names 'template0' and 'template1' are automatically created when an instance is created. These databases are used as the templates for databases created later. Furthermore, a default database with the name 'postgres' is automatically created, which will be used with FUJITSU Enterprise Postgres commands. It is important that you do not delete these databases created by default.

## 4.3.1 Using WebAdmin

---

This section describes how to create an instance using WebAdmin.

WebAdmin must be set up correctly before it can be used. Refer to "[B.1 Setting Up WebAdmin](#)" for details. Additionally, if WebAdmin needs to be configured to use an external repository database, refer to "[B.3 Using an External Repository for WebAdmin](#)" for details.

It is recommended to use the following browsers with WebAdmin:

- Internet Explorer 11
- Microsoft Edge (Build41 or later)

WebAdmin will work with other browsers, such as Firefox and Chrome, however, the look and feel may be slightly different.

Configure your browser to allow cookies and pop-up requests from the server on which FUJITSU Enterprise Postgres is installed.

Refer to "[Appendix A Recommended WebAdmin Environments](#)" for information on how to change the pop-up request settings and other recommended settings.

### Note

- WebAdmin does not run in Windows(R) safe mode.
- If the same instance is operated from multiple WebAdmin windows, it will not work correctly.
- If the same instance is operated from multiple WebAdmin versions, it will not work correctly. Always use the latest version of WebAdmin for instance operations.
- For efficient use of WebAdmin, it is recommended not to use the browser [Back] and [Forward] navigation buttons, the [Refresh] button, and context-sensitive menus, including equivalent keyboard shortcuts.
- Copying and pasting the WebAdmin URLs are not supported. Additionally, bookmarking of WebAdmin URLs is not supported.
- It is recommended to match the language between the instance server locale and WebAdmin.
- WebAdmin supports only one language: English.
- It is recommended to change the WebAdmin language setting from the instance details page only.
- It is recommended to operate WebAdmin using the WebAdmin launcher.
- WebAdmin uses the labels "Data storage path", "Backup storage path" and "Transaction log path" to indicate "data storage destination", "backup data storage destination" and "transaction log storage destination" respectively. In this manual these terms are used interchangeably.

- If the browser was not operated for a fixed period (about 30 minutes), the session will time out and the login page will be displayed again for the next operation.
- Port access permissions  
If a port is blocked (access permissions have not been granted) by a firewall, enable use of the port by granting access. Refer to the vendor document for information on how to grant port access permissions.  
Consider the security risks carefully when opening ports.
- When creating or importing an instance in WebAdmin, set the `log_directory` parameter in `postgresql.conf` to `'/var/tmp/fsep_version/instanceAdminUser_instanceNamePortNumber/log'`. Note that resources placed in `/var/tmp` that have not been accessed for 30 days or more will be deleted by the default settings of the operating system. Therefore, consider excluding instances created using WebAdmin from deletion targets in the operating system settings if you need to stop those instances for a long time.

### 4.3.1.1 Logging in to WebAdmin

This section describes how to log in to WebAdmin.

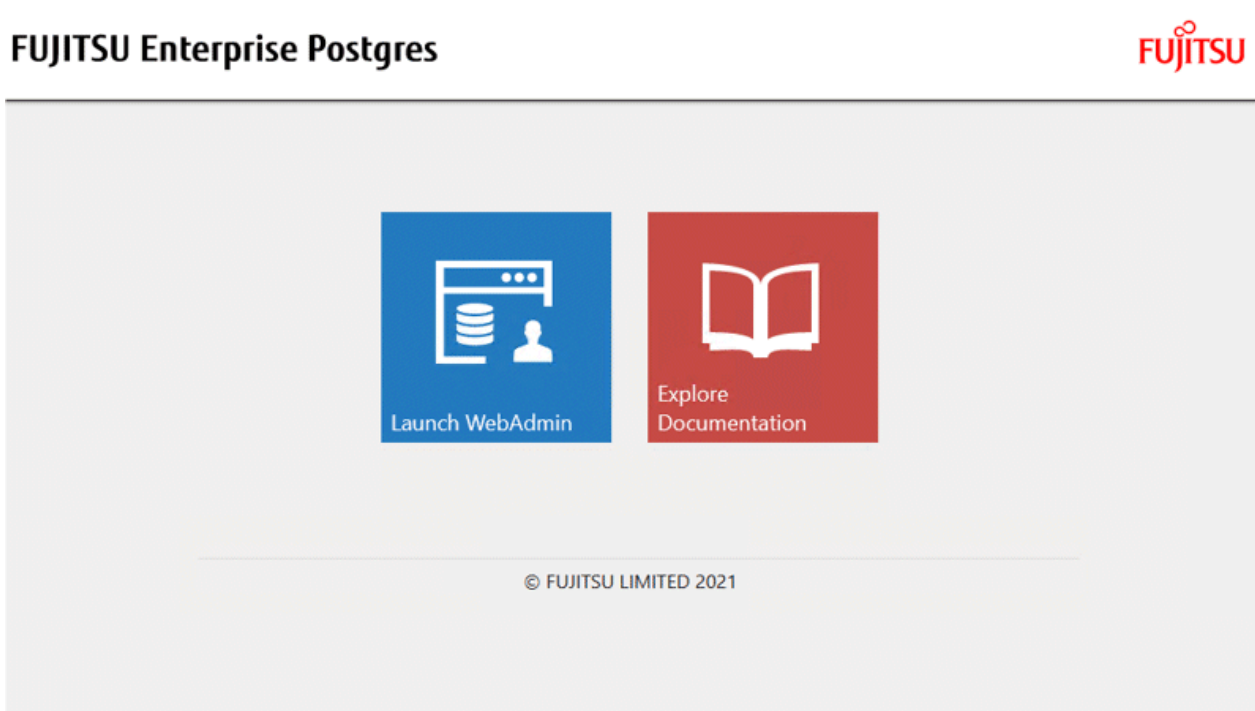
#### Startup URL for WebAdmin

In the browser address bar, type the startup URL of the WebAdmin window in the following format:

```
http://hostNameOrIpAddress:portNumber/
```

- *hostNameOrIpAddress*: Host name or IP address of the server where WebAdmin is installed.
- *portNumber*: Port number of WebAdmin. The default port number is 27515.

The startup URL window shown below is displayed. From this window you can log in to WebAdmin or access the product documentation.



#### Logging in to WebAdmin

Click [Launch WebAdmin] in the startup URL window to start WebAdmin and display the login window. Enter the instance administrator user ID (operating system user account name) and password, and log in to WebAdmin. User credential (instance administrator user ID and password) should not contain hazardous characters. Refer to "[Appendix C WebAdmin Disallow User Inputs Containing Hazardous Characters](#)".


## 4.3.1.2 Creating an Instance

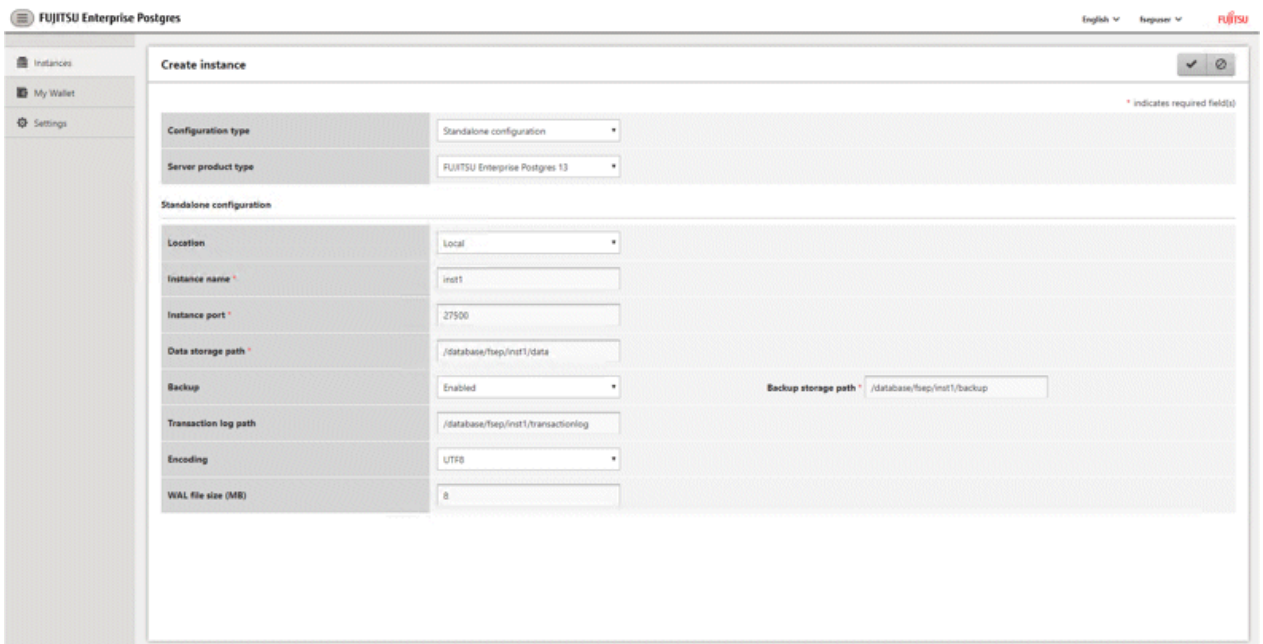
This section describes how to create an instance.

### Information

WebAdmin calculates values using the formula indicated in "Managing Kernel Resources" under "Server Administration" in the PostgreSQL Documentation, and configures these in the kernel parameters. Refer to "[Appendix H Configuring Kernel Parameters](#)" for information on configuring parameter names.

Refer to "[Appendix D Configuring Parameters](#)" for information on the postgresql.conf values required to derive the set values.

1. Start WebAdmin, and log in to the database server.
2. In the [Instances] tab, click .
3. Enter the information for the instance to be created.



Enter the following items:

- [Configuration type]: Whether to create a standalone instance or an instance that is part of a cluster.
- [Server product type]: Sets which of the following instances to create:
  - FUJITSU Enterprise Postgres 11 Instances
  - FUJITSU Enterprise Postgres 12 Instances
  - FUJITSU Enterprise Postgres 13 Instances

The default is "FUJITSU Enterprise Postgres 13".

WebAdmin can create and manage instances compatible with the following, but new functionality in FUJITSU Enterprise Postgres 13 may not support the instance or it may be disabled.

- FUJITSU Enterprise Postgres 11
- FUJITSU Enterprise Postgres 12
- [Location]: Whether to create the instance in the server that the current user is logged into, or in a remote server. The default is "Local", which will create the instance in the server machine where WebAdmin is currently running.

- [Instance name]: Name of the database instance to manage  
The name must meet the conditions below:
  - Maximum of 16 characters
  - The first character must be an ASCII alphabetic character
  - The other characters must be ASCII alphanumeric characters
- [Instance port]: Port number of the database server
- [Data storage path]: Directory where the database data will be stored
- [Backup]: Whether to enable or disable the WebAdmin backup feature. The default is "Enabled". Select "Disabled" to disable all backup and restore functionality for the instance. If "Enabled" is selected, enter the following item:
  - [Backup storage path]: Directory where the database backup will be stored
- [Transaction log path]: Directory where the transaction log will be stored
- [Encoding]: Database encoding system
- [WAL file size]: Allow the WAL file size to be set when creating an instance. The default is 16 MB if the field is blank. The size specified must be a power of 2 between 1 and 1024. This option is not available for standby instances.

If "Remote" is selected for [Location], enter the following additional items:

- [Host name]: Name of the host where the instance is to be created
- [Operating system credential]: Operating system user name and password for the remote machine where the instance is to be created
- [Remote WebAdmin port for standalone]: Port in which WebAdmin is accessible in the remote machine

### Note

- Refer to "[4.2.2 Preparing Directories for Resource Deployment](#)" - "Considerations when deploying resources" for information on points to consider when determining the data storage path, backup storage path, and transaction log path.
- The following items can be modified after the instance has been created.
  - Instance name
  - Port number
  - Backup storage path

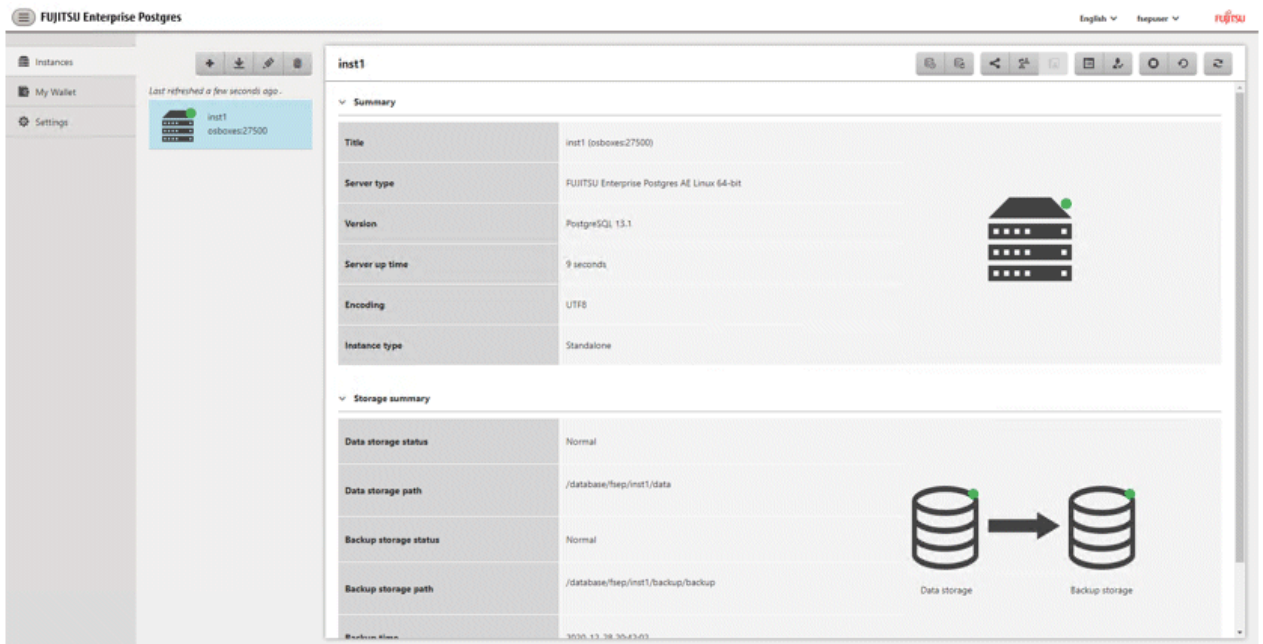
Refer to "[Editing instance information](#)" for details.

- Do not specify directories that include symbolic link or multibyte characters when specifying the data storage destination or backup data storage destination.
- In the instance that is created using WebAdmin, the locale of the character set to be used in the database, and the locale of the collating sequence, are fixed using C.
- For enhanced security, WebAdmin encrypts the superuser password using SCRAM-SHA-256 authentication.
- Host name and Operating system credential (Operating system user name and password) should not contain hazardous characters. Refer to "[Appendix C WebAdmin Disallow User Inputs Containing Hazardous Characters](#)".

4. Click  to create the instance.

If the instance is created successfully, a message indicating the same will be displayed.

5. The instance will be started when it is created successfully.



6. Back up the basic information that was set

Back up the WebAdmin management information periodically to ensure operational continuity when a fault occurs on the system disk. Follow the procedure below to perform the backup.

- a. Stop the WebAdmin server. Refer to "[B.1.3 Stopping the Web Server Feature of WebAdmin](#)" for details.
- b. Back up the following directory:

```
webAdminInstallDir/data/feepwa
```

### 4.3.1.3 Changing Instance Settings

You can change the information that is set when an instance is created.

Change the following settings to suit the operating and management environment for FUJITSU Enterprise Postgres.

- [Instance configuration](#)
  - Character encoding
  - Communication
  - SQL options
  - Memory
  - Streaming replication
- [Changing client authentication information](#)
- [Editing instance information](#)

#### Information

These settings are the same as the parameters that can be set in the files shown below. Refer to "[Appendix D Configuring Parameters](#)" for information on the equivalence relationship between the item name and the parameter.




- postgresql.conf
- pg\_hba.conf

## Note

The files shown below can also be modified directly, however if a parameter not described in "[Appendix D Configuring Parameters](#)" was edited by mistake, WebAdmin may not run correctly.

- postgresql.conf
- pg\_hba.conf



### Instance configuration


1. Start WebAdmin and log in to the database server.
2. In the [Instances] tab, click .
3. Click  to change the configuration.
4. Click  to save your changes.


## See

Select a client-side encoding system that can be converted to/from the database encoding system. Refer to "Automatic Character Set Conversion Between Server and Client" in "Server Administration" in the PostgreSQL Documentation for information on the encoding system combinations that can be converted.

### Changing client authentication information

1. Start WebAdmin and log in to the database server.
  2. In the [Instances] tab, click .
- Click  to register new authentication information.

To change authentication information, select the information, and then click .

To delete authentication information, select the information, and then click .

## Note

When creating the instance, do not delete the entry below, because it is a connection required for WebAdmin to monitor the operational status of the database:

Type=local, Database=all, User=all, and Method=md5

### Editing instance information

Use the [Edit instance] page to modify the following items for an instance:

- Instance name
- Port number
- Backup storage path

1. In the [Instances] tab, click . The [Edit instance] page is displayed.
2. Modify the relevant items.

If [Backup storage path] is changed, [Backup management] is enabled. Select the required option:

Retain existing backup: Create a backup in [Backup storage path] and retain the existing backup in its original location.



Copy existing backup to new path: Copy the existing backup to [Backup storage path]. A new backup will not be created. The existing backup will be retained in its original location.

Move existing backup to new path: Move the existing backup to [Backup storage path]. A new backup will not be created.

Remove existing backup: Create a backup in [Backup storage path]. The existing backup will be removed.

3. Click  to save your changes.

### Note


- The [Edit instance] page is also displayed when the user selects 'Navigate to the "Edit instance" page' from the [Anomaly Error] dialog box. Refer to "Anomaly Detection and Resolution" in the Operation Guide for information on what takes place when an anomaly is detected.
- When [Instance name] or [Instance port] is modified, the log\_directory and core\_directory parameters in postgresql.conf are updated. Also, the specified directories are created if they do not exist.

Refer to “4.3.1.4 Importing Instances” for information on the format of these directories.

## 4.3.1.4 Importing Instances

Instances can be created using WebAdmin, or via the command line using the initdb command. Instances created using the initdb command (command line instances) can be managed using WebAdmin, however, they must first be imported into WebAdmin.

This section explains how to import command line instances into WebAdmin.

1. In the [Instances] tab, click . The [Import instance] page is displayed.
2. Enter the information for the instance being imported. Refer to "4.3.1.2 Creating an Instance" for information on the items that need to be entered.
3. Click  to import the instance.

### Note

- Importing neither starts nor stops the instance.
- The following restrictions apply to instance import:
  - Any instance already managed by WebAdmin cannot be imported again.
  - The postgresql.conf file must be located in the same directory as [Data storage path].
  - Read/write permissions are required for [Data storage path].
  - The location specified in postgresql.conf for the following files must not have been changed:
    - hba\_file
    - ident\_file
  - If the instance is part of a cluster that is monitored by Mirroring Controller, WebAdmin will be unable to detect the Mirroring Controller settings.
  - Instances making use of Mirroring Controller functionality should not be imported, because subsequent operations on those instances may cause unexpected and undesirable side-effects.
  - It is not possible to import and operate an instance that uses a directory mounted by Network File System (NFS).
  - You must make the following changes to the parameters in postgresql.conf prior to importing the instance in WebAdmin.

| Parameter | Requirements                              |
|-----------|---|
| port      | The port parameter should be uncommented. |

The `log_directory` and `core_directory` parameters in `postgresql.conf` are updated during import. Also, the specified directories are created if they do not exist.

The format of these directories is as follows:

```
log_directory: '/var/tmp/fsep_version/instanceAdminUser_instanceNamePortNumber/log'  
core_directory: '/var/tmp/fsep_version/instanceAdminUser_instanceNamePortNumber/core'  
version: product version_WA_architecture
```

*instanceAdminUser*: operating system user name

*PortNumber*: port number specified when creating the instance

Examples:

```
log_directory: '/var/tmp/fsep_130_WA_64/naomi_myinst27599/log'  
core_directory: '/var/tmp/fsep_130_WA_64/naomi_myinst27599/core'
```

- When a standby instance is imported, a valid entry, using the IP address of the standby instance, must exist in the `pg_hba.conf` file of the master instance to allow the standby instance to connect to the master instance.
- When a standby instance is imported, the value for "host" in the `primary_conninfo` parameter of `postgresql.auto.conf` should match the host name of the master instance.
- When a standby instance is imported, you cannot specify "passfile" in the `primary_conninfo` parameter of `postgresql.auto.conf`. Be sure to specify "password".
- Instances created by other operating systems cannot be imported.
- If a instance is being imported while it is running, WebAdmin will encrypt the superuser password using SCRAM-SHA-256 authentication.

---

## 4.3.2 Using the `initdb` Command

This section describes the procedure to create an instance using the `initdb` command.



If a port is blocked (access permissions have not been granted) by a firewall, enable use of the port by granting access. Refer to the vendor document for information on how to grant port access permissions. Consider the security risks carefully when opening ports.

### 4.3.2.1 Editing Kernel Parameters

Refer to "[Appendix H Configuring Kernel Parameters](#)" prior to editing these settings.

After the settings are complete, check the command specifications of the relevant operating system and restart the system if required.

### 4.3.2.2 Creating an Instance

Create an instance, with the database cluster storage destination specified in the `PGDATA` environment variable or in the `-D` option. Furthermore, the user that executed the `initdb` command becomes the instance administrator.



- Instances created using the `initdb` command (command line instances) can be managed using WebAdmin, however, they must first be imported into WebAdmin. Refer to "[4.3.1.4 Importing Instances](#)" for details.

- If creating multiple instances, ensure that there is no duplication of port numbers or the directories that store database clusters.



Refer to "initdb" in "Reference" in the PostgreSQL Documentation for information on the initdb command.

The procedure to create an instance is described below.

1. Use the OS user account that you want as the instance administrator.

Connect with the server using the OS user account that you want as the instance administrator.

You cannot use the OS superuser (root).

The following example shows the OS superuser connected to the server being changed to the OS user account "fsepuser".

Example

```
# su fsepuser
```

2. Configure the environment variables

Configure the environment variables in the server with the newly created instance.

Set the following environment variables:

- PATH environment variables

Add the installation directory "/bin".

- MANPATH environment variables

Add the installation directory "/share/man".

- LD\_LIBRARY\_PATH environment variables

Add the installation directory "/lib".

Example

The following example configures environment variables when the installation directory is "/opt/fsepv<x>server64".

Note that "<x>" indicates the product version.

sh, bash

```
$ PATH=/opt/fsepv<x>server64/bin:$PATH ; export PATH
$ MANPATH=/opt/fsepv<x>server64/share/man:$MANPATH ; export MANPATH
$ LD_LIBRARY_PATH=/opt/fsepv<x>server64/lib:$LD_LIBRARY_PATH ; export LD_LIBRARY_PATH
```

csh, tcsh

```
$ setenv PATH /opt/fsepv<x>server64/bin:$PATH
$ setenv MANPATH /opt/fsepv<x>server64/share/man:$MANPATH
$ setenv LD_LIBRARY_PATH /opt/fsepv<x>server64/lib:$LD_LIBRARY_PATH
```

3. Create a database cluster

Create the database cluster with the initdb command, specifying the storage destination directory.

Specify the transaction log storage destination and the locale setting option as required.

Example

```
$ initdb -D /database/inst1 --waldir=/transaction/inst1 --lc-collate="C" --lc-ctype="C" --
encoding=UTF8
```

## Point

In some features, instance names are requested, and those names are required to uniquely identify the instance within the system. These features allow names that conform to WebAdmin naming conventions, so refer to the following points when determining the names:

- Maximum of 16 characters
- The first character must be ASCII alphabetic character
- The other characters must be ASCII alphanumeric characters

## Note

- To balance I/O load, consider deploying the transaction log storage destination to a disk device other than the database cluster storage destination and the backup data storage destination.
- Specify "C" or "POSIX" for collation and character category. Performance deteriorates if you specify a value other than "C" or "POSIX", although the behavior will follow the rules for particular languages, countries and regions. Furthermore, this may need to be revised when running applications on systems with different locales.

For example, specify as follows:

```
initdb --locale="C" --lc-messages="C"  
initdb --lc-collate="C" --lc-ctype="C"
```

- Specify the same string in the LANG environment variable of the terminal that starts FUJITSU Enterprise Postgres as was specified in lc-messages of initdb (lc\_messages of postgresql.conf). If the same string is not specified, messages displayed on the terminal that was started, as well as messages output to the log file specified in the -l option of the pg\_ctl command or the postgres command used for startup, may not be output correctly.
- Specify an encoding system other than SQL\_ASCII for the database. If SQL\_ASCII is used, there is no guarantee that the encryption system for data in the database will be consistent, depending on the application used to insert the data.

## See

Refer to "Locale Support" in "Localization" in "Server Administration" in the PostgreSQL Documentation for information on locales.

### 4. Set port number.

Specify a port number in the port parameter of postgresql.conf. Ensure that the specified port number is not already used for other software. If a port number is not specified, "27500" is selected.

Register the specified port numbers in the /etc/services file if WebAdmin is used to create other instances. WebAdmin uses the /etc/services file to check if port numbers specified as available candidates have been duplicated.

Register any name as the service name.

### 5. Set the corefile output destination.

Specify the output destination of the corefile, which can later be used to collect information for investigation, by setting the core\_directory and core\_contents parameters of postgresql.conf.

## See

Refer to "Parameters" in the Operation Guide for information on the settings for these parameters.

### 6. Set the backup storage destination.

Specify the backup data storage destination and other backup settings when backup is to be performed as a provision against database errors.



See

Refer to "Backup Methods" in the Operation Guide for information on specifying backup settings.

#### 7. Start an instance.

Start with the start mode of the pg\_ctl command.

If either of the following conditions are met, the message "FATAL:the database system is starting up(11189)" may be output.

- An application, command, or process connects to the database while the instance is starting
- An instance was started without the -W option specified

This message is output by the pg\_ctl command to check if the instance has started successfully.

Therefore, ignore this message if there are no other applications, commands, or processes that connect to the database.

Example

```
$ pg_ctl start -D /database/inst1
```



See

Refer to "pg\_ctl" in "Reference" in the PostgreSQL Documentation for information on the pg\_ctl command.



Note

If the -W option is specified, the command will return without waiting for the instance to start. Therefore, it may be unclear as to whether instance startup was successful or failed.

## 4.4 Configuring Remote Connections

This section describes the settings required when connecting remotely to FUJITSU Enterprise Postgres from a database application or a client command.

### 4.4.1 When an Instance was Created with WebAdmin

#### Settings related to connection

The default is to accept connections from remote computers to the database.

Change "listen\_addresses" in postgresql.conf to modify the default behavior.

Refer to "[Appendix D Configuring Parameters](#)" for information on postgresql.conf.

#### Client Authentication Information settings

The following content is set by default when WebAdmin is used to create an instance.

- Authentication of remote connections from local machines is performed.

When changing Client Authentication Information, select [Client Authentication] from [Setting], and then change the settings.

### 4.4.2 When an Instance was Created with the initdb Command

#### Connection settings

The default setting only permits local connections from the client to the database. Remote connections are not accepted.

Change "listen\_addresses" in postgresql.conf to perform remote connection.

All remote connections will be allowed when changed as shown below.

Example

```
listen_addresses = '*'
```

Also, configure the parameters shown below in accordance with the applications and number of client command connections.

| Parameter name                 | Parameter description  |
|--------------------------------|--|
| superuser_reserved_connections | Number of connections reserved for database maintenance, for example backup or index rebuilding. If you need to simultaneously perform a large number of processes that exceed the default value, change this value accordingly. |
| max_connections                | Set the value as:<br><i>numberOfSimultaneousConnectionsToInstance</i> +<br>superuser_reserved_connections  |

### Client authentication information settings

When trying to connect from a client to a database, settings are required to determine whether the instance permits connections from the client - if it does, then it is possible to make settings to determine if authentication is required.



See

Refer to "The pg\_hba.conf File" in "Server Administration" in the PostgreSQL Documentation for details.

## 4.5 Other Settings

This section describes settings that are useful for operations.

### 4.5.1 Error Log Settings

This section explains the settings necessary to monitor errors in applications and operations, and to make discovering the causes easier.

Make error log settings only when instances are created with the initdb command.

When creating instances with WebAdmin, these settings are already made and hence do not need to be set.

Furthermore, some parameters are used by WebAdmin, and if changed, may cause WebAdmin to no longer work properly. Refer to "[Appendix D Configuring Parameters](#)" for details.



Note

Set the output destination for the system log to the server log so that it cannot be viewed by administrators of other instances.

Application errors are output to the system log or server log. The output destination directory for the system log and server log should have access permissions set so that they cannot be viewed by people other than the instance administrator.

Edit the following parameters in postgresql.conf:

| Parameter name    | Parameter description   | How to enable the settings        |
|-------------------|---|-----------------------------------|
| syslog_ident      | Used to specify labels to attach to messages, so that these can be identified when output to the system log if more than one FUJITSU Enterprise Postgres is used.                   | reload option of the pg_ctl mode  |
| logging_collector | Specify "on" to ensure that messages are output by FUJITSU Enterprise Postgres to the server log file. The server log file is created in the log directory in the database cluster. | restart option of the pg_ctl mode |

| Parameter name  | Parameter description   | How to enable the settings       |
|-----------------|---|----------------------------------|
| log_destination | Specify "stderr,syslog" to output messages from FUJITSU Enterprise Postgres to the screen and either the system log or the event log.   | reload option of the pg_ctl mode |
| log_line_prefix | Specify information to be added at the start of messages output by an instance. This information is useful for automatic monitoring of messages.<br><br>You can output the SQLSTATE value, output time, executing host, application name, and user ID.<br><br>Refer to "What To Log" in the PostgreSQL Documentation for details.<br><br>Example: log_line_prefix = '%e: %t [%p]: [%l-1] user = %u,db = %d,remote = %r app = %a ' | reload option of the pg_ctl mode |

### Point

- If you want fewer application errors being output to the system log, refer to "When To Log" and "What To Log" in the PostgreSQL Documentation for information on how to reduce the output messages.
- If you want to separate errors output from other software, refer to "Where To Log" in the PostgreSQL Documentation to change the output destination to the server log file rather than the system log.

## 4.5.2 Configuring Automatic Start and Stop of an Instance

You can automatically start or stop an instance when the operating system on the database server is started or stopped.

Use the following procedure to configure automatic start and stop of an instance.

Note that, if an instance is started in a failover operation, the cluster system will control the start or stop, therefore this feature should not be used. Also, when performing database multiplexing, refer to "Enabling Automatic Start and Stop of Mirroring Controller and Multiplexed Instances" in the Cluster Operation Guide (Database Multiplexing).

Note that "<x>" in paths indicates the product version.

### Note

You should wait for time correction, network setup, and so on.

#### 1. Create a unit file

Copy the unit file sample stored in the directory below, and revise it to match the target instance.

```
fujitsuEnterprisePostgresInstallDir/share/fsepsvoi.service.sample
```

#### Example

In the following example, the installation directory is "/opt/fsepv<x>server64", and the instance name is "inst1".

```
# cp /opt/fsepv<x>server64/share/fsepsvoi.service.sample /usr/lib/systemd/system/
fsepsvoi_inst1.service
```

Revise the underlined portions of the options below in the unit file.

| Section | Option      | Specified value                                    | Description                     |
|---------|-------------|--|---------------------------------|
| Unit    | Description | FUJITSU Enterprise Postgres<br><u>instanceName</u> | Specifies the feature overview. |

| Section | Option     | Specified value   | Description   |
|---------|------------|---|---|
|         |            |   | Specifies the name of the target instance. (*1)         |
| Service | ExecStart  | /bin/bash -c ' <i>installDir</i> /bin/pgx_symstd start <i>installDir dataStorageDestinationDir</i> '  | Command to be executed when the service is started.     |
|         | ExecStop   | /bin/bash -c ' <i>installDir</i> /bin/pgx_symstd stop <i>installDir dataStorageDestinationDir</i> '   | Command to be executed when the service is stopped.     |
|         | ExecReload | /bin/bash -c ' <i>installDir</i> /bin/pgx_symstd reload <i>installDir dataStorageDestinationDir</i> ' | Command to be executed when the service is reloaded     |
|         | User       | <u>User</u>   | OS user account of the instance administrator.          |
|         | Group      | <u>Group</u>  | Group to which the instance administrator user belongs. |

\*1: The instance name should be as follows:

If WebAdmin is used to create the instance: *instanceName*

If the initdb command is used to create the instance: *nameThatIdentifiesTheInstance*

The naming conventions for the instance name or for identifying the instance are as follows:

- Up to 16 bytes
- The first character must be an ASCII alphabetic character
- The other characters must be ASCII alphanumeric characters

## 2. Enable automatic start and stop

As the OS superuser, use the systemctl command to enable automatic start and stop.

Example

```
# systemctl enable fsepsvoi_inst1.service
```

## 4.5.3 Settings when Using the Features Compatible with Oracle Databases

To use the features compatible with Oracle databases, create a new instance and execute the following command for the "postgres" and "template1" databases:

```
CREATE EXTENSION oracle_compatible;
```

Features compatible with Oracle databases are defined as user-defined functions in the "public" schema created by default when database clusters are created, so they can be available for all users without the need for special settings.

For this reason, ensure that "public" (without the double quotation marks) is included in the list of schema search paths specified in the search\_path parameter.

There are also considerations for use the features compatible with Oracle databases. Refer to "Precautions when Using the Features Compatible with Oracle Databases" in the Application Development Guide for details.

## 4.6 Setting Up and Removing OSS

This section explains how to set up OSS supported by FUJITSU Enterprise Postgres.

If you want to use OSS supported by FUJITSU Enterprise Postgres, follow the setup procedure.

If you decide not to use the OSS supported by FUJITSU Enterprise Postgres, follow the removing procedure.

To build and use OSS obtained from the web, etc., instead of OSS supported by FUJITSU Enterprise Postgres, see ["4.6.10 Build with PGXS"](#).



## Information

- In this section, the applicable database that enables the features of each OSS is described as "postgres".
- Execute CREATE EXTENSION for the "template1" database also, so that each OSS can be used by default when creating a new database.

Refer to "OSS Supported by FUJITSU Enterprise Postgres" in the General Description for information on OSS other than those described below.

## 4.6.1 oracle\_fdw

### 4.6.1.1 Setting Up oracle\_fdw

1. Add the path of the OCI library to the environment variable. The available version of the OCI library is 11.2 or later.  
Add the installation path of the OCI library to the LD\_LIBRARY\_PATH environment variable.
2. As superuser, run the following command:

```
$ su -  
Password:*****  
# cp -r /opt/fsepv<x>server64/OSS/oracle_fdw/* /opt/fsepv<x>server64
```

3. If a file named libclntsh.so.11.1 does not exist in your OCI library, create a symbolic link with the name libclntsh.so.11.1 to libclntsh.so.xx.1 (xx is the version of the OCI library).

```
# ln -s libclntsh.so.12.1 libclntsh.so.11.1
```

4. Restart FUJITSU Enterprise Postgres.
5. Execute CREATE EXTENSION for the database that will use this feature.  
Use the psql command to connect to the "postgres" database.

```
postgres=# CREATE EXTENSION oracle_fdw;  
CREATE EXTENSION
```

## Information

- If the OCI library is not installed on the server, install it using the Oracle client or Oracle Instant Client.  
Refer to the relevant Oracle manual for information on the installation procedure.
- If the version of the OCI library is updated, change the path of the OCI library in the LD\_LIBRARY\_PATH environment variable to the updated path. Also, re-create the symbolic link named libclntsh.so.11.1 if necessary.

## Note

This feature cannot be used on instances created in WebAdmin. It can only be used via server commands.

### 4.6.1.2 Removing oracle\_fdw

1. Execute DROP EXTENSION for the database that will use this feature.  
Use the psql command to connect to the "postgres" database.

```
postgres=# DROP EXTENSION oracle_fdw CASCADE;  
DROP EXTENSION
```

2. As superuser, run the following command:

```
$ su -  
Password:*****  
# rm -rf /opt/fsepv<x>server64/filesCopiedDuringSetup
```

### Information

The files copied during setup can be checked below.

```
# find /opt/fsepv<x>server64/OSS/oracle_fdw
```

## 4.6.2 pg\_bigm

### 4.6.2.1 Setting Up pg\_bigm

1. Set the postgresql.conf file parameters.  
Add "pg\_bigm" to the shared\_preload\_libraries parameter.
2. As superuser, run the following command:

```
$ su -  
Password:*****  
# cp -r /opt/fsepv<x>server64/OSS/pg_bigm/* /opt/fsepv<x>server64
```

3. Restart FUJITSU Enterprise Postgres.
4. Execute CREATE EXTENSION for the database that will use this feature.  
Use the psql command to connect to the "postgres" database.

```
postgres=# CREATE EXTENSION pg_bigm;  
CREATE EXTENSION
```

### 4.6.2.2 Removing pg\_bigm

1. Execute DROP EXTENSION for the database that will use this feature.  
Use the psql command to connect to the "postgres" database.

```
postgres=# DROP EXTENSION pg_bigm CASCADE;  
DROP EXTENSION
```

2. As superuser, run the following command:

```
$ su -  
Password:*****  
# rm -rf /opt/fsepv<x>server64/filesCopiedDuringSetup
```

### Information

The files copied during setup can be checked below.

```
# find /opt/fsepv<x>server64/OSS/pg_bigm
```

3. Set the postgresql.conf file parameters.  
Delete "pg\_bigm" to the shared\_preload\_libraries parameter.
4. Restart FUJITSU Enterprise Postgres.

## 4.6.3 pg\_hint\_plan

### 4.6.3.1 Setting Up pg\_hint\_plan

1. Set the postgresql.conf file parameters.  
Add "pg\_hint\_plan" to the "shared\_preload\_libraries" parameter.
2. As superuser, run the following command:

```
$ su -  
Password:*****  
# cp -r /opt/fsepv<x>server64/OSS/pg_hint_plan/* /opt/fsepv<x>server64
```

3. Restart FUJITSU Enterprise Postgres.
4. Run CREATE EXTENSION for the database that uses this feature.  
The target database is described as "postgres" here.  
Use the psql command to connect to the "postgres" database.

```
postgres=# CREATE EXTENSION pg_hint_plan;  
CREATE EXTENSION
```



Refer to "Optimizer Hints" in the Application Development Guide for details.

### 4.6.3.2 Removing pg\_hint\_plan



Unsetting pg\_hint\_plan will cause hints registered in the hint\_plan.hints table to be lost. Therefore, it is recommended that pg\_dump back up the hint\_plan.hints table for each database if it is likely that pg\_hint\_plan will be used again later.

1. Execute DROP EXTENSION for the database that will use this feature.  
Use the psql command to connect to the "postgres" database.

```
postgres=# DROP EXTENSION pg_hint_plan CASCADE;  
DROP EXTENSION
```

2. As superuser, run the following command:

```
$ su -  
Password:*****  
# rm -rf /opt/fsepv<x>server64/filesCopiedDuringSetup
```



The files copied during setup can be checked below.

```
# find /opt/fsepv<x>server64/OSS/pg_hint_plan
```

3. Set the postgresql.conf file parameters.  
Delete "pg\_hint\_plan" to the shared\_preload\_libraries parameter.
4. Restart FUJITSU Enterprise Postgres.

## 4.6.4 pg\_dbms\_stats

### 4.6.4.1 Setting Up pg\_dbms\_stats

1. Set the postgresql.conf file parameter.  
Add "pg\_dbms\_stats" to the "shared\_preload\_libraries" parameter.
2. As superuser, run the following command:

```
$ su -  
Password:*****  
# cp -r /opt/fsepv<x>server64/OSS/pg_dbms_stats/* /opt/fsepv<x>server64
```

3. Restart FUJITSU Enterprise Postgres.
4. Run CREATE EXTENSION for the database that will use this feature.  
The target database is described as "postgres" here.  
Use the psql command to connect to the "postgres" database.

```
postgres=# CREATE EXTENSION pg_dbms_stats;  
CREATE EXTENSION
```



Refer to "Optimizer Hints" in the Application Development Guide for details.

### 4.6.4.2 Removing pg\_dbms\_stats



Unsetting pg\_dbms\_stats causes statistics managed by pg\_dbms\_stats to be lost. Therefore, it is recommended that you back up each table in the dbms\_stats folder of each database in binary format if you may want to use pg\_dbms\_stats again later.

```
postgres > # COPY <dbms_stats Schema's table name> TO '<Filename>' FORMAT binary;
```

1. Execute DROP EXTENSION for the database that will use this feature.  
Use the psql command to connect to the "postgres" database.

```
postgres=# DROP EXTENSION pg_dbms_stats CASCADE;  
DROP EXTENSION
```

2. As superuser, run the following command:

```
$ su -  
Password:*****  
# rm -rf /opt/fsepv<x>server64/filesCopiedDuringSetup
```



The files copied during setup can be checked below.

```
# find /opt/fsepv<x>server64/OSS/pg_dbms_stats
```

3. Set the postgresql.conf file parameters.  
Delete "pg\_dbms\_stats" to the shared\_preload\_libraries parameter.
4. Restart FUJITSU Enterprise Postgres.

## 4.6.5 pg\_repack

---

### 4.6.5.1 Setting Up pg\_repack

1. As superuser, run the following command:

```
$ su -  
Password:*****  
# cp -r /opt/fsepv<x>server64/OSS/pg_repack/* /opt/fsepv<x>server64
```

2. Execute CREATE EXTENSION for the database that will use this feature.  
Use the psql command to connect to the "postgres" database.

```
postgres=# CREATE EXTENSION pg_repack;  
CREATE EXTENSION
```

### 4.6.5.2 Removing pg\_repack

1. Execute DROP EXTENSION for the database that will use this feature.  
Use the psql command to connect to the "postgres" database.

```
postgres=# DROP EXTENSION pg_repack CASCADE;  
DROP EXTENSION
```

2. As superuser, run the following command:

```
$ su -  
Password:*****  
# rm -rf /opt/fsepv<x>server64/filesCopiedDuringSetup
```



#### Information

---

The files copied during setup can be checked below.

```
# find /opt/fsepv<x>server64/OSS/pg_repack
```

---

## 4.6.6 pg\_rman

---

### 4.6.6.1 Setting Up pg\_rman

1. As superuser, run the following command:

```
$ su -  
Password:*****  
# cp -r /opt/fsepv<x>server64/OSS/pg_rman/* /opt/fsepv<x>server64
```

2. Restart FUJITSU Enterprise Postgres.



#### Information

---

Before initialization of the backup catalog, it is recommended to set the parameters below in postgresql.conf. Refer to the pg\_rman manual ([http://ossc-db.github.io/pg\\_rman/index-ja.html](http://ossc-db.github.io/pg_rman/index-ja.html)) for details.

- log\_directory
  - archive\_mode
  - archive\_command
-

## Note

This feature cannot be used on instances created in WebAdmin. It can only be used via server commands.

### 4.6.6.2 Removing pg\_rman

1. As superuser, run the following command:

```
$ su -  
Password:*****  
# rm -rf /opt/fsepv<x>server64/filesCopiedDuringSetup
```

## Information

The files copied during setup can be checked below.

```
# find /opt/fsepv<x>server64/OSS/pg_rman
```

2. Restart FUJITSU Enterprise Postgres.

## 4.6.7 pg\_statsinfo

### 4.6.7.1 Setting Up pg\_statsinfo

1. Set the postgresql.conf file parameters.
  - Add "pg\_statsinfo" to the shared\_preload\_libraries parameter.
  - Specify the log file name for the log\_filename parameter.
2. As superuser, run the following command:

```
$ su -  
Password:*****  
# cp -r /opt/fsepv<x>server64/OSS/pg_statsinfo/* /opt/fsepv<x>server64
```

3. Restart FUJITSU Enterprise Postgres.

## Information

Note that pg\_statsinfo forcibly overwrites the settings below.

- log\_destination
  - "csvlog" is added and "stderr" is deleted.
- logging\_collector
  - "on" is set.

## Note

This feature cannot be used on instances created in WebAdmin. It can only be used via server commands.

## 4.6.7.2 Removing pg\_statsinfo

1. As superuser, run the following command:

```
$ su -  
Password:*****  
# rm -rf /opt/fsepv<x>server64/filesCopiedDuringSetup
```

### Information

The files copied during setup can be checked below.

```
# find /opt/fsepv<x>server64/OSS/pg_statsinfo
```

2. Set the postgresql.conf file parameters.
  - Delete "pg\_statsinfo" to the shared\_preload\_libraries parameter.
  - Delete the log file name for the log\_filename parameter.
3. Restart FUJITSU Enterprise Postgres.

## 4.6.8 pgBadger

---

### 4.6.8.1 Setting Up pgBadger

1. Set the postgresql.conf file parameters.  
Set the parameters so that the information required for analysis is output to the server log.  
Refer to "Documentation" in the pgBadger website (<https://pgbadger.darold.net/>) for details.  
The pgBadger material is stored under /opt/fsepv<x>server64/OSS/pgbadger.
2. Restart FUJITSU Enterprise Postgres.

### 4.6.8.2 Removing pgBadger

1. Set the postgresql.conf file parameters.  
Restores information you specified during Setup.
2. Restart FUJITSU Enterprise Postgres.

## 4.6.9 Pgpool-II

---

### 4.6.9.1 Setting Up Pgpool-II

1. As superuser, run the following command:

```
$ su -  
Password:*****  
# cp -r /opt/fsepv<x>server64/OSS/Pgpool-II/* /opt/fsepv<x>server64
```

2. Execute CREATE EXTENSION for the database that will use this feature.  
Use the psql command to connect to the "postgres" database.

```
postgres=# CREATE EXTENSION pgpool_recovery;  
CREATE EXTENSION
```

3. Set the postgresql.conf file parameters.  
Specify the path to pg\_ctl for the pgpool.pg\_ctl parameter.
4. Restart FUJITSU Enterprise Postgres.



## Note

The online recovery feature of Pgpool-II cannot be used on instances created in WebAdmin. It can only be used via server commands.

### 4.6.9.2 Removing Pgpool-II

1. Execute DROP EXTENSION for the database that will use this feature.  
Use the psql command to connect to the "postgres" database.

```
postgres=# DROP EXTENSION pgpool_recovery CASCADE;  
DROP EXTENSION
```

2. As superuser, run the following command:

```
$ su -  
Password:*****  
# rm -rf /opt/fsepv<x>server64/filesCopiedDuringSetup
```



## Information

The files copied during setup can be checked below.

```
# find /opt/fsepv<x>server64/OSS/Pgpool-II
```

3. Set the postgresql.conf file parameters.  
Delete the pg\_ctl path for the pgpool.pg\_ctl parameter.
4. Restart FUJITSU Enterprise Postgres.

## 4.6.10 Build with PGXS

Many PostgreSQL extensions are built using a build base for extensions called PGXS. Building with PGXS also generates files related to llvm. Depending on which version of llvm you are using, follow these steps:

### 4.6.10.1 Using the Default Version of llvm

The default version of llvm is described in "[2.1 Required Operating System](#)". If you want to use the default version of llvm, use the OSS documentation to build and install OSS.

### 4.6.10.2 Using a Non-Default Version of llvm

1. As superuser, copy the Makefile.global corresponding to the version of llvm you want to use. The following is an example of using version 9 of llvm. Makefile.global is overwritten when an emergency fix is applied or removed from Fujitsu Enterprise Postgres, this procedure should be performed each time a build is performed.

```
$ su -  
Password:*****  
# cp /opt/fsepv<x>server64/lib/pgxs/src/Makefile.global-vsn9 /opt/fsepv<x>server64/lib/pgxs/src/  
Makefile.global
```

2. Follow the OSS documentation to build and install OSS.
3. As superuser, run the following command:. The following is an example of using version 9 of llvm:.

```
$ su -  
Password:*****  
# mv /opt/fsepv<x>server64/lib/bitcode/<OSS名>* /opt/fsepv<x>server64/lib/bitcode-vsn9/
```



### 4.6.10.3 Without llvm

If you do not use llvm, use the with `_llvm = no` option when performing the build, as shown below. For other options, follow the OSS documentation.

```
# make USE_PGXS=1 with_llvm=no
```

## 4.7 Integration with Message-Monitoring Software

To monitor messages output by FUJITSU Enterprise Postgres using software, configure the product to monitor SQLSTATE, instead of the message text - this is because the latter may change when FUJITSU Enterprise Postgres is upgraded.

Configure FUJITSU Enterprise Postgres to output messages in a format that can be read by the message-monitoring software by specifying "%e" in the `log_line_prefix` parameter of `postgresql.conf` to output the SQLSTATE value.

A setting example is shown below - it outputs the output time, executing host, application name, and user ID, in addition to the SQLSTATE value.

Example

```
log_line_prefix = '%e: %t [%p]: [%l-1] user = %u,db = %d,remote = %r app = %a '
```



See

Refer to "What To Log" in the PostgreSQL Documentation for information on how to configure the settings.

## 4.8 Deleting Instances

This section explains how to delete an instance.

- [4.8.1 Using WebAdmin](#)
- [4.8.2 Using Server Commands](#)



Note

- Always use WebAdmin to delete instances that were created or imported using WebAdmin. Because WebAdmin management information cannot be deleted, WebAdmin will determine that the instance is abnormal.
- If you have set automatic start and stop of the instance, execute the following commands to disable the script and cancel registration.

```
systemctl disable nameOfUnitFileThatPerformsAutomaticStartAndStop
rm /usr/lib/systemd/system/nameOfUnitFileThatPerformsAutomaticStartAndStop
```

Example


```
# systemctl disable fsepsvoi_inst1.service
# rm /usr/lib/systemd/system/fsepsvoi_inst1.service
```

### 4.8.1 Using WebAdmin

This section explains how to delete an instance using WebAdmin.

Use the following procedure to delete an instance.


1. Stop the instance

In the [Instances] tab, select the instance to stop and click .

2. Back up files.

Before deleting the instance, back up any required files under the data storage destination, the backup data storage destination, and the transaction log storage destination.

3. Delete the instance

In the [Instances] tab, select the instance to delete and click .

### Note

Deleting an instance deletes only the following lowest-level directories. If they are not required, delete them manually.

- Data storage destination
- Backup data storage destination
- Transaction log storage destination (if different from the data storage destination)

## 4.8.2 Using Server Commands

---

This section explains how to delete an instance using server commands.

Use the following procedure to delete an instance.

1. Stop the instance

Execute the stop mode of the `pg_ctl` command.

An example is shown below:

Example

```
$ pg_ctl stop -D /data/inst1
```

2. Back up files.

Before deleting the instance, back up any required files under the data storage destination, the backup data storage destination, and the transaction log storage destination.

3. Delete the instance

Use a standard UNIX tool (the `rm` command) to delete the following directories:

- Data storage destination
- Backup data storage destination
- Transaction log storage destination (if a directory different from the data storage directory was specified)

# Chapter 5 Uninstallation

This chapter describes the procedure for uninstalling FUJITSU Enterprise Postgres.

## 5.1 Run Uninstallation

Uninstall according to the following procedure:

Note that "xSPz" in sample windows indicates the version and level of products to uninstall and "<x>" in paths indicates the product version.



- All files and directories in the installation directory are deleted during uninstallation. If user files have been placed in the installation directory, back them up before uninstallation if necessary.
- To reinstall FUJITSU Enterprise Postgres after it was uninstalled, and reuse an instance that was already created so that it can be managed from WebAdmin, back up the directory shown below in which the WebAdmin instance management information had been defined before uninstalling FUJITSU Enterprise Postgres, and then restore the backed up directory to its original location once FUJITSU Enterprise Postgres has been reinstalled.

Follow the procedure below to perform the backup.

1. Stop the WebAdmin server. Refer to "[B.1.3 Stopping the Web Server Feature of WebAdmin](#)" for details.
2. Back up the following directory:

```
webAdminInstallDir/data/fepwa
```

### 1. Delete the operation information

If the FUJITSU Enterprise Postgres operation information has been registered in the operating system or another middleware product, for example, then it must be deleted. Cases in which deletion is required are as follows:

- If you have set automatic start and stop of the instance, execute the following commands to disable the script and cancel registration.

```
systemctl disable nameOfUnitFileThatPerformsAutomaticStartAndStop
rm /usr/lib/systemd/system/nameOfUnitFileThatPerformsAutomaticStartAndStop
```

Example


```
# systemctl disable fsepsvoi_inst1.service
# rm /usr/lib/systemd/system/fsepsvoi_inst1.service
```

### 2. Stop applications and programs

Before starting the uninstallation, stop the following:

- Applications that use the product
- Instance

Using WebAdmin

In the [Instances] tab, select the instance to stop and click .

Using server commands

Execute the pg\_ctl command in stop mode.

```
$ /opt/fsepv<x>server64/bin/pg_ctl stop -D /database/inst1
```

- Web server feature of WebAdmin

Execute the WebAdminStop command to stop the Web server feature of WebAdmin.

## Example

If WebAdmin is installed in /opt/fsepv<x>webadmin:

```
# cd /opt/fsepv<x>webadmin/sbin
# ./WebAdminStop
```

## - Mirroring Controller

Execute the mc\_ctl command with the stop mode option specified and stop the Mirroring Controller.

## Example

```
$ mc_ctl stop -M /mdir/inst1
```

## - pgBadger

## - Pgpool-II

### 3. Change to the superuser

Run the following command to switch to the superuser on the system.

```
$ su -
Password:*****
```

### 4. Remove WebAdmin setup

When uninstall WebAdmin feature, execute the WebAdminSetup command to remove WebAdmin setup.

## Example

If WebAdmin is installed in /opt/fsepv<x>webadmin:

```
# cd /opt/fsepv<x>webadmin/sbin
# ./WebAdminSetup -d
```

### 5. Verifying Installation Features

Verify that the feature to be removed is installed by executing the following command.

| Feature Name | Package Name       |
|--------------|--------------------|
| Server       | FJSVfsep-SV-<x>    |
| WebAdmin     | FJSVfsep-WAD-<x>   |
| Client       | FJSVfsep-CL-<x>    |
| Pgpool-II    | FJSVfsep-POOL2-<x> |

\* Where *x* is a number indicating the version.

## Example

```
# rpm -qi FJSVfsep-SV-13
```

### 6. Run the uninstallation

Run the following command.

## Example

```
# rpm -e FJSVfsep-SV-13
```

The installation directory may remain after uninstallation. If it is not required, delete it.

# Appendix A Recommended WebAdmin Environments

This appendix describes the recommended WebAdmin environment. The following explanation is based on the assumption that Internet Explorer 11 or later is used unless otherwise stated.

## A.1 Recommended Browser Settings

---

- Use a display resolution of 1280 x 768 or higher, and 256 colors or more.
- Select [View] >> [Text size] >> [Medium].
- Select [View] >> [Zoom] >> [100%].
- Click [Tools] >> [Internet options] >> [General] >> [Fonts], and then:
  - Set [Webpage font] to [Times New Roman].
  - Set [Plain text font] to [Courier New].

## A.2 How to Set Up the Pop-up Blocker

---

If the Pop-up Blocker is enabled, use the procedure below to configure settings to allow pop-ups from the server where FUJITSU Enterprise Postgres is installed.

1. Click [Tools] >> [Internet options], and then select the [Privacy] tab.  
If [Turn on Pop-up Blocker] is not selected, the Pop-up Blocker feature will not operate, and therefore steps below are not required.
2. Click [Settings].
3. In the [Pop-up Blocker Settings] window, enter in the [Address of website to allow] the URL of the server where FUJITSU Enterprise Postgres is installed, and then click [Add].
4. Click [Close].
5. In the [Internet Options] window, click [OK].

# Appendix B Setting Up and Removing WebAdmin

This appendix describes how to set up and remove WebAdmin.

Note that "<x>" in paths indicates the product version.

## B.1 Setting Up WebAdmin

This section explains how to set up WebAdmin.

### B.1.1 Setting Up WebAdmin

Follow the procedure below to set up WebAdmin.

1. Change to the superuser

Acquire superuser privileges on the system.

Example

```
$ su -  
Password:*****
```

2. Set the JAVA\_HOME environment variable

Set the JAVA\_HOME environment variable to the installation destination of Open JRE 8.

Example

```
# export JAVA_HOME="OpenJRE8InstallDir"
```

3. Set up WebAdmin

Set up WebAdmin.

Example

If WebAdmin is installed in /opt/fsepv<x>webadmin:

```
# cd /opt/fsepv<x>webadmin/sbin  
# ./WebAdminSetup
```

4. Specify the port number

Specify the following port numbers to be used in WebAdmin.

Refer to the "/etc/services" file and only change to a different port number if there is overlap with a port number from another service.

Make a note of the port number for the Web server, because it will be required for starting the WebAdmin window.

| Item   | Value (recommended value) |
|--|---------------------------|
| Web server port number<br>enter port number of Web Server (default: 27515):                          | 27515                     |
| WebAdmin internal port number<br>enter Internal port number for WebAdmin (default: 27516):           | 27516                     |
| WebAdmin automatic start<br>Start WebAdmin automatically when system starting? [y,n]<br>(default: y) | y                         |

Web server port number

Specify a numeric value from 1024 to 32767 for the port number to be used for communication between the Web browser and the Web server.

The Web server port number will be registered as a port number with the following service name in the "/etc/services" file.

fsep\_130\_WA\_64\_WebAdmin\_Port1

#### WebAdmin internal port number

Specify a numeric value from 1024 to 32767 for the port number to be used for communication between the Web server and the WebAdmin runtime environment.

The WebAdmin internal port number will be registered as a port number with the following service name in the /etc/services file.

fsep\_130\_WA\_64\_WebAdmin\_Port2

#### WebAdmin automatic start

Select whether or not to start WebAdmin when the machine is started.



- Unused port numbers  
Irrespective of the information specified in the "/etc/services" file, unused port numbers in the OS and other products can sometimes be automatically numbered and then used, or port numbers specified in environment files within products may also be used. Check the port numbers used by the OS and other products, and ensure that these are not duplicated.
- Access restrictions  
Prevent unauthorized access and maintain security by using a firewall product, or the packet filtering feature of a router device, to restrict access to the server IP address and the various specified port numbers.
- Port access permissions  
If a port is blocked (access permissions have not been granted) by a firewall, enable use of the port by granting access. Refer to the vendor document for information on how to grant port access permissions.  
Consider the security risks carefully when opening ports.
- Changing port numbers  
When using WebAdmin in multiserver mode, it is recommended not to change WebAdmin ports after creating instances. Otherwise, the created instances may not be accessible through WebAdmin after the port is changed.

## B.1.2 Starting the Web Server Feature of WebAdmin

---

Follow the procedure below to start the Web server feature of WebAdmin.

1. Change to the superuser

Acquire superuser privileges on the system.

#### Example

```
$ su -  
Password:*****
```

2. Start the Web server feature of WebAdmin

Execute the WebAdminStart command to start the Web server feature of WebAdmin.

#### Example

If WebAdmin is installed in /opt/fsepv<x>webadmin:

```
# cd /opt/fsepv<x>webadmin/sbin  
# ./WebAdminStart
```

## B.1.3 Stopping the Web Server Feature of WebAdmin

---

Follow the procedure below to stop the Web server feature of WebAdmin.

1. Change to the superuser

Acquire superuser privileges on the system.

Example

```
$ su -  
Password:*****
```

2. Stop the Web server feature of WebAdmin

Execute the WebAdminStop command to stop the Web server feature of WebAdmin.

Example

If WebAdmin is installed in /opt/fsepv<x>webadmin:

```
# cd /opt/fsepv<x>webadmin/sbin  
# ./WebAdminStop
```



- For efficient operation of WebAdmin, it is recommended that the Web server feature be stopped only during a scheduled maintenance period.
- When WebAdmin is used to create and manage instances in a multiserver configuration, the Web server feature must be started and running on all servers at the same time.

## B.2 Removing WebAdmin

---

This section explains how to remove WebAdmin.

This removal procedure stops WebAdmin and ensures that it no longer starts automatically when the machine is restarted.

1. Change to the superuser

Acquire superuser privileges on the system.

Example

```
$ su -  
Password:*****
```

2. Remove WebAdmin setup

Execute the WebAdminSetup command to remove WebAdmin setup.

Example

If WebAdmin is installed in /opt/fsepv<x>webadmin:

```
# cd /opt/fsepv<x>webadmin/sbin  
# ./WebAdminSetup -d
```

## B.3 Using an External Repository for WebAdmin

---


WebAdmin can be configured to use an external database, where it can store the various metadata information it uses. WebAdmin will use this database as a repository to store the information it uses to manage all the created instances. This can be a FUJITSU Enterprise Postgres database or an Open Source PostgreSQL V9.2 or later database.

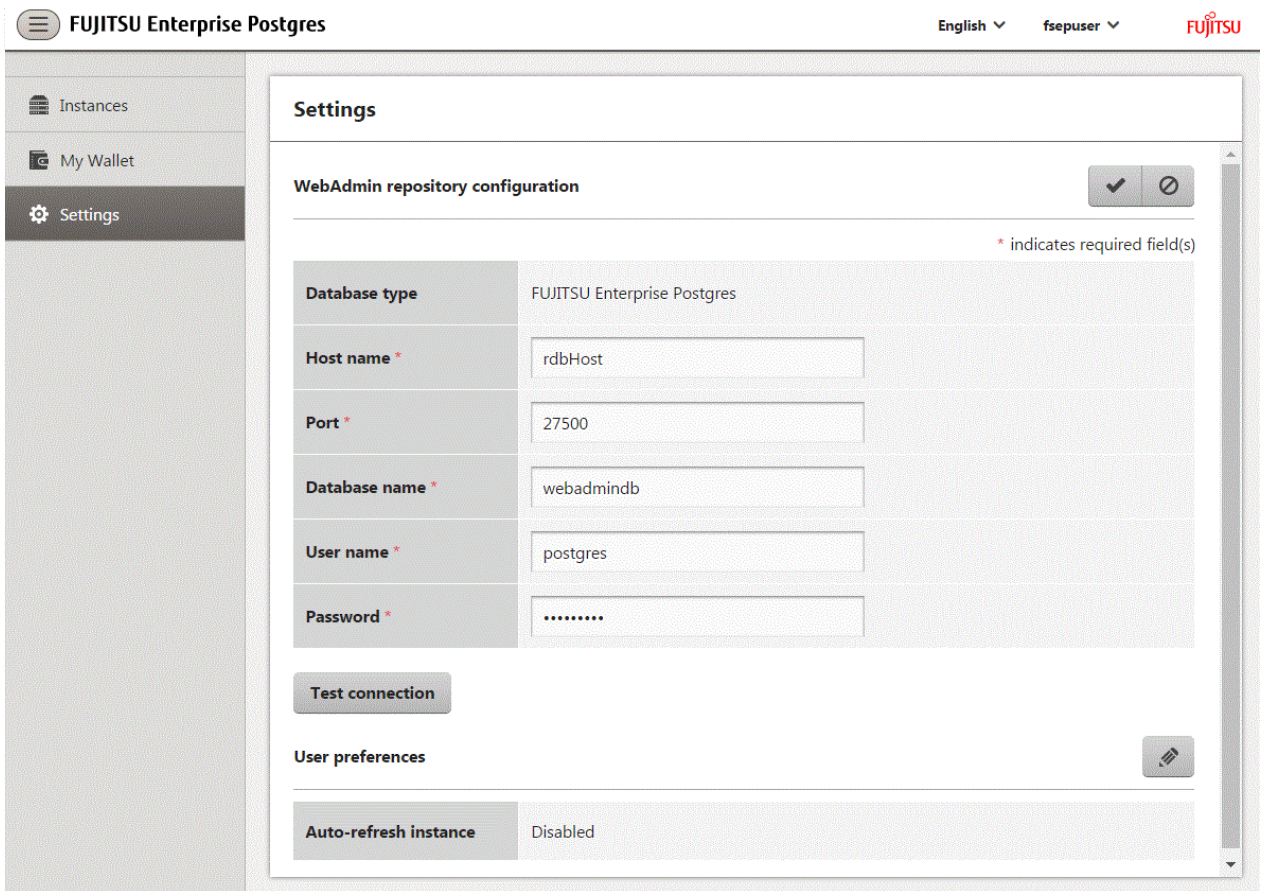
Using an external database as a WebAdmin repository provides you with more flexibility in managing WebAdmin. This repository can be managed, backed up and restored as needed using command line tools, allowing users to have greater flexibility and control.

Follow the procedure below to set up the repository.

1. Start WebAdmin, and log in to the database server.



2. Click the [Settings] tab, and then click  in the [WebAdmin repository configuration] section.




The screenshot displays the 'Settings' page for 'FUJITSU Enterprise Postgres'. The left sidebar contains 'Instances', 'My Wallet', and 'Settings'. The main content area is titled 'Settings' and features a 'WebAdmin repository configuration' section. This section includes a table with the following fields: 'Database type' (FUJITSU Enterprise Postgres), 'Host name \*' (rdbHost), 'Port \*' (27500), 'Database name \*' (webadmindb), 'User name \*' (postgres), and 'Password \*' (masked with dots). A 'Test connection' button is located below the table. To the right of the table, there is a note: '\* indicates required field(s)'. Below the table, there is a 'User preferences' section with a 'pencil icon' for editing. The 'Auto-refresh instance' is currently set to 'Disabled'.

3. Enter the following items:
  - [Host name]: Host name of the database server
  - [Port]: Port number of the database server
  - [Database name]: Name of the database
  - [User name]: User name to access the database
  - [Password]: Password of the database user

### Note

- Database type  
It is recommended to use a FUJITSU Enterprise Postgres database as a repository. A compatible PostgreSQL database can also be used as an alternative.
- It is recommended to click [Test connection] to ensure that the details entered are valid and WebAdmin is able to connect to the target database.
- Host name, Database name, User name, Password should not contain hazardous characters. Refer to "[Appendix C WebAdmin Disallow User Inputs Containing Hazardous Characters](#)".

4. Click  to register the repository details.

## Note

---



- Once the repository is set up, it can be changed any number of times by the user logged into WebAdmin. When a repository is changed:
    - It is recommended to preload the backup into this database.
    - If the data is not preloaded, WebAdmin will create a new repository.
  - The database repository can be set up even after WebAdmin was already used to create instances. In that scenario, the instances already created are retained and can continue to be operated on.
  - If the instance used as a repository is stopped, WebAdmin will be unusable. For this reason, it is recommended to be familiar with starting an instance from the command line. If the instance is stopped for any reason, start it from the command line and WebAdmin will be usable again.
- 

## B.4 Using the WebAdmin Auto-Refresh Feature

---

The WebAdmin auto-refresh feature automatically refreshes the operating status of all instances in the Instance list at the specified interval. It also refreshes the details of the selected instance.

Follow the procedure below to configure the auto-refresh options.

1. Click the [Settings] tab, and then click  in the [User preferences] section.
2. Enter the following items:
  - [Auto-refresh instance]: To use the auto-refresh feature, select "Enabled". The default is "Disabled".
  - [Refresh interval (seconds)]: Number of seconds between each refresh. This is a countdown timer, which is reset every time the instance status is refreshed by any operation. Specify a value from 30 to 3600 (seconds). The default is 30.
3. Click  to save the auto-refresh settings.

## Note

---

- Auto-refresh will run only if the [Instances] page is displayed and no user-initiated operation is in progress.
  - A text indicator, which is independent of auto-refresh, is displayed at the top of the Instance list. It is dynamically updated to display when the page was last refreshed.
-

## Appendix C WebAdmin Disallow User Inputs Containing Hazardous Characters

WebAdmin considers the following as hazardous characters, which are not allowed in user inputs.

- | (pipe sign)
- & (ampersand sign)
- ; (semicolon sign)
- \$ (dollar sign)
- % (percent sign)
- @ (at sign)
- ' (single apostrophe)
- " (quotation mark)
- \ ' (backslash-escaped apostrophe)
- \ " (backslash-escaped quotation mark)
- <> (triangular parenthesis)
- () (parenthesis)
- + (plus sign)
- CR (Carriage return, ASCII 0x0d)
- LF (Line feed, ASCII 0x0a)
- , (comma sign)
- \ (backslash)

# Appendix D Configuring Parameters

WebAdmin operates and manages databases according to the contents of the following configuration files:

- [postgresql.conf](#)

Contains various items of information that define the operating environment of FUJITSU Enterprise Postgres.

- [pg\\_hba.conf](#)

Contains various items of information related to client authentication.

These configuration files are deployed to a data storage destination. Data is written to them when the instance is created by WebAdmin and when settings are changed, and data is read from them when the instance is started and when information from the [Setting] menu is displayed.

Direct editing of each configuration file is possible with a text editor.



## See

Refer to "Server Configuration" and "Client Authentication" in "Server Administration" in the PostgreSQL Documentation for information on the parameters.



## Note

WebAdmin checks for port number and backup storage path anomalies when various operations are performed. An anomaly occurs when the value of [Port number] and/or [Backup storage path] in WebAdmin is different from the value of the corresponding parameter in postgresql.conf. Refer to "Anomaly Detection and Resolution" in the Operation Guide for details.

## postgresql.conf

Parameters that can be changed in WebAdmin

The postgresql.conf parameters that can be changed in WebAdmin are shown below:

| Section                       | WebAdmin item                        | postgresql.conf file parameter |
|-------------------------------|--------------------------------------|--------------------------------|
| <b>Instance Configuration</b> |                                      |                                |
| Character encoding            | Character set                        | client_encoding                |
|                               | Message locale                       | lc_messages                    |
| Communication                 | Max connections                      | max_connections                |
| SQL options                   | Transform NULL format                | transform_null_equals          |
|                               | Date output format                   | DateStyle (*1)                 |
|                               | Interval output format               | IntervalStyle                  |
|                               | Number of digits for floating values | extra_float_digits             |
|                               | Transaction isolation levels         | default_transaction_isolation  |
|                               | Currency format                      | lc_monetary                    |
|                               | Date and time format                 | lc_time                        |
| Memory                        | Sort memory (KB)                     | work_mem                       |
|                               | Shared buffers (KB)                  | shared_buffers                 |
| Streaming replication         | WAL level                            | wal_level                      |

| Section              | WebAdmin item             | postgresql.conf file parameter |
|----------------------|---------------------------|--------------------------------|
|                      | Maximum WAL senders       | max_wal_senders                |
|                      | WAL save size (MB)        | wal_keep_size                  |
|                      | Hot standby               | hot_standby                    |
|                      | Synchronous standby names | synchronous_standby_names      |
|                      | WAL receiver timeout (ms) | wal_receiver_timeout           |
| <b>Edit instance</b> |                           |                                |
|                      | Instance name             | n/a                            |
|                      | Instance port             | port                           |
|                      | Backup storage path       | backup_destination             |

\*1: If you specify "Postgres" as the output format, dates will be output in the "12-17-1997" format, not the "Wed Dec 17 1997" format used in the PostgreSQL Documentation.

## Information

- Calculate the maximum number of connections using the formula below:

$$\text{maximumNumberOfConnections} = \text{maximumNumberOfConnectionsFromApplications} + 3 (*1)$$

\*1: 3 is the default number of connections required by the system.

Calculate the maximum number of connections using the following formula when changing `superuser_reserved_connections` (connections reserved for use by the superuser) in `postgresql.conf`.

$$\text{maximumNumberOfConnections} = \text{maximumNumberOfConnectionsFromApplications} + \text{superuser_reserved_connections}$$

- Also check if the memory used exceeds the memory installed (refer to "[Parameters automatically set by WebAdmin according to the amount of memory](#)").
- When modifying "Shared buffers" or "Max connections", edit the kernel parameter. Refer to "[Appendix H Configuring Kernel Parameters](#)", and "Managing Kernel Resources" in "Server Administration" in the PostgreSQL Documentation for details.

### Parameters set by WebAdmin

The following `postgresql.conf` parameters are set by WebAdmin during instance startup (they will be ignored even if specified in `postgresql.conf`):

| Parameter                             | Value   |
|---------------------------------------|---|
| <code>listen_addresses</code>         | *   |
| <code>log_destination</code>          | 'stderr,syslog'   |
| <code>logging_collector</code>        | on  |
| <code>log_line_prefix</code>          | '%e: %t [%p]: [%l-1] user = %u,db = %d,remote = %r app = %a ' |
| <code>log_filename (*1) (*2)</code>   | 'logfile-%a.log'  |
| <code>log_file_mode</code>            | 0600  |
| <code>log_truncate_on_rotation</code> | on  |
| <code>log_rotation_age</code>         | 1d  |

\*1: The server logs are split into files based on the day of the week, and are rotated after each week.

\*2: If the date changes while the instance is stopped, old logs are not deleted and continue to exist. Manually delete old logs that are no longer required to release disk space.

Parameters automatically set by WebAdmin according to the amount of memory

The postgresql.conf parameters automatically set according to the amount of installed memory, during the creation of instances by WebAdmin, are shown below:

| Parameter            | Value   |
|----------------------|---|
| shared_buffers       | 30% of the machine's installed memory                                     |
| work_mem             | 30% of the machine's installed memory / max_connections / 2               |
| effective_cache_size | 75% of the machine's installed memory                                     |
| maintenance_work_mem | 10% of the machine's installed memory / (1 + autovacuum_max_workers) (*1) |

\*1: The value will be capped at 2097151 KB.

When determining the values to be configured in the above parameters, you must take into account any anticipated increases in access volume or effects on performance during business operations, such as the number of applications and commands that will access the instance, and the content of processes. Also, note that in addition to FUJITSU Enterprise Postgres, other software may be running on the actual database server. You will need to determine the degree of priority for the database and other software, as well as the memory allocation size.

WebAdmin automatically configures complex parameter settings such as those mentioned above, based on the size of the internal memory of the machine. This enables maximum leverage of the machine memory to facilitate resistance against fluctuations during business operations.

Accordingly, the effects of the above-mentioned factors must be estimated and taken into account when determining and configuring parameter values, so that memory resources can be effectively allocated among other software or instances, and so that adverse effects can be mutually avoided. Refer to "Memory" in "Resource Consumption", and "Planner Cost Constants" in "Query Planning", under "Server Administration" in the PostgreSQL Documentation for information on parameter values and required considerations.

Parameter values can be modified using the WebAdmin [Setting] menu, or edited directly using a text editor.

If adding an instance, determine the parameter values, including for existing instances, and make changes accordingly.



Kernel parameters need to be tuned according to the parameters being changed. Refer to "[Appendix H Configuring Kernel Parameters](#)", and "Managing Kernel Resources" in "Server Administration" in the PostgreSQL Documentation for information on tuning kernel parameters.



- Do not directly edit the following postgresql.conf parameters with a text editor, otherwise WebAdmin may not work properly if you make a mistake):
  - archive\_mode
  - archive\_command (Only allow changing compression settings)
  - wal\_level
  - log\_line\_prefix
  - log\_destination
  - logging\_collector
  - log\_directory
  - log\_file\_mode
  - log\_filename

- log\_truncate\_on\_rotation
- log\_rotation\_age
- You must take care with the following parameter:
  - superuser\_reserved\_connections

Set it to a number that includes the 3 connections required in WebAdmin (the default is 3).

---

## pg\_hba.conf

Refer to "Client Authentication" in "Server Administration" in the PostgreSQL Documentation for information on content that can be configured in pg\_hba.conf.



- Configure the instance administrator permissions in the "local" connection format settings. WebAdmin may not work properly if permissions are not configured.
  - If you specify an item or value that cannot be set by WebAdmin when editing the pg\_hba.conf file with a text editor, it will not be possible to reference that line from WebAdmin.
-

# Appendix E Estimating Database Disk Space Requirements

This appendix describes how to estimate database disk space requirements.

## E.1 Estimating Table Size Requirements

The following tables provide the formulas for estimating table size requirements.

Table E.1 Estimation formula when the record length is 2032 bytes or less

| Item                           | Estimation formula (bytes)   |
|--------------------------------|--|
| (1) Record length              | <p><math>27(*1) + \text{NULL map} + \text{OID} + \text{column data}</math></p> <p>NULL map: <math>\text{Number of columns} / 8 (*2)</math><br/>           OID: 4<br/>           Column data: Sum of column lengths</p> <p>*1: Record header section<br/>           *2: Round the result up to the next integer.</p> <ul style="list-style-type: none"> <li>- Because the column data is placed in boundaries of 8 bytes, you need to make an adjustment so that the sum of the record header section, NULL map and OID is a multiple of 8.<br/>               For example, if the calculated length is <math>27 + 1 / 8</math> (rounded up) + 0 = 28 bytes, add 4 to make the length 32 bytes.</li> <li>- Because the data of each column is placed in boundaries of the defined data type, take the boundary of each data type into account for the length of the column data.<br/>               For example, the length of the column data in the table below will not be the sum of the data types, which is 37 bytes, but will instead be 64 bytes following boundary adjustment.<br/>               Definition: create table tb1(c1 char(1), c2 long, c3 int, c4 box)<br/>               Estimation: CHAR type 1 byte + boundary adjustment of 7 bytes for LONG type 8 bytes + LONG type 8 bytes + INT type 4 bytes + boundary adjustment of 12 bytes for BOX type 32 bytes + BOX type 32 bytes = 64 bytes</li> <li>- Because each record is placed in boundaries of 8 bytes, you need to make an adjustment so that the length of the column data is a multiple of 8.</li> <li>- If the calculated record length exceeds 2,032 bytes, the variable length data in the record might be compressed automatically. If so, use the estimation formulas in "<a href="#">Table E.2 Estimation formula when the record length exceeds 2032 bytes</a>" to estimate the table size.</li> </ul> |
| (2) Page size requirement      | <p><math>8192 (*1) \times \text{fillfactor} (*2) - 24 (*3)</math></p> <p>*1: Page length (8192)<br/>           *2: Value of the fillfactor specified in the table definitions (if omitted, 100%)<br/>           *3: Page header (24)</p> <ul style="list-style-type: none"> <li>- The calculated (2) page size requirement will be rounded down to the nearest integer.</li> </ul>   |
| (3) Number of records per page | <p><math>(2) \text{ Page size requirement} / ((1) \text{ record length} + 4 (*1))</math></p> <p>*1: Pointer length (4)</p> <ul style="list-style-type: none"> <li>- The result will be rounded down to the nearest integer.</li> </ul>   |



| Item   | Estimation formula (bytes)   |
|--|--|
| (4) Number of pages required for storing records | Total number of records / (3) number of records per page<br>- The result will be rounded up to the next integer.   |
| (5) Amount of space                              | (4) Number of pages required for storing records x page length x safety factor (*1)<br>*1: Specify 2.0 or higher.<br>- This is the safety factor assumed if vacuuming is performed for garbage collection in tables and indexes. |

Table E.2 Estimation formula when the record length exceeds 2032 bytes

| Item                | Estimation formula (bytes)  |
|---------------------|---|
| (5) Amount of space | Total number of records x (1) record length x safety factor (*1)<br>*1: Specify 2.0 or higher.<br>- This is the safety factor assumed if vacuuming is performed for garbage collection in tables and indexes. |

## E.2 Estimating Index Size Requirements

This section provides the formulas for estimating index size requirements.

FUJITSU Enterprise Postgres provides six index types: B-tree, Hash, GiST, GIN, SP-GiST, and VCI. If you do not specify the index type in the CREATE INDEX statement, a B-tree index is generated.

The following describes how to estimate a B-tree index. Refer to "[E.7 Estimating VCI Disk Space Requirements](#)" for information on how to estimate VCI.

A B-tree index is saved as a fixed-size page of 8 KB. The page types are meta, root, leaf, internal, deleted, and empty. Since leaf pages usually account for the highest proportion of space required, you need to calculate the requirements for these only.

Table E.3 Estimation formula when the key data length is 512 bytes or less

| Item                      | Estimation formula (bytes)   |
|---------------------------|--|
| (1) Entry length          | 8 (*1) + key data length (*2)<br>*1: Entry header<br>*2: The key data length depends on its data type (refer to " <a href="#">E.3 Sizes of Data Types</a> " for details).<br>Because each entry is placed in boundaries of 8 bytes, you need to make an adjustment so that the length of the key data is a multiple of 8.<br>For example, if the calculated length is 28 bytes, add 4 to make the length 32 bytes.<br>- If the key data length exceeds 512 bytes, key data may be automatically compressed. In this case, use the estimation formula given in " <a href="#">Table E.4 Estimation formula when the key data length exceeds 512 bytes</a> " to estimate the key data length. |
| (2) Page size requirement | 8192 (*1) × fillfactor (*2) - 24 (*3) - 16 (*4)<br>*1: Page length (8192)<br>*2: Value of the fillfactor specified in the index definitions (if omitted, 90%)<br>In the case of indexes of primary key constraints and unique constraints, the value of the fillfactor specified for each constraint in the table definitions (if omitted, 90%)<br>*3: Page header (24)<br>*4: Special data (16)   |

| Item   | Estimation formula (bytes)   |
|--|--|
|  | - The calculated (2) page size requirement will be rounded down to the nearest integer.  |
| (3) Number of entries per page                   | (2) Page size requirement / ((1) entry length + 4 (*1))<br>*1: Pointer length<br>- Result of (3) number of entries per page will be rounded down to the nearest integer. |
| (4) Number of pages required for storing indexes | Total number of records / (3) number of entries per page<br>- Result of (4) number of pages required for storing indexes will be rounded up to the nearest integer.      |
| (5) Space requirement                            | (4) Number of pages required for storing indexes x 8192 (*1) / usage rate (*2)<br>*1: Page length<br>*2: Specify 0.7 or lower.   |

Table E.4 Estimation formula when the key data length exceeds 512 bytes

| Item                  | Estimation formula (bytes)  |
|-----------------------|---|
| (5) Space requirement | Total number of records x key data length x compression ratio (*1) / usage rate (*2)<br>*1: The compression ratio depends on the data value, so specify 1.<br>*2: Specify 0.7 or lower as the usage rate. |

## E.3 Sizes of Data Types

This section lists the sizes of the data types.

### E.3.1 Sizes of Fixed-Length Data Types

The following table lists the sizes of fixed-length data types.

| Data type                   | Size (bytes) |
|-----------------------------|--------------|
| SMALLINT (INT2)             | 2            |
| INTEGER (INT4)              | 4            |
| BIGINT (INT8)               | 8            |
| REAL                        | 4            |
| DOUBLE PRECISION            | 8            |
| SERIAL (SERIAL4)            | 4            |
| BIGSERIAL (SERIAL8)         | 8            |
| MONEY                       | 8            |
| FLOAT                       | 8            |
| FLOAT (1-24)                | 4            |
| FLOAT (25-53)               | 8            |
| TIMESTAMP WITHOUT TIME ZONE | 8            |
| TIMESTAMP WITH TIME ZONE    | 8            |
| DATE                        | 4            |
| TIME WITHOUT TIME ZONE      | 8            |
| TIME WITH TIME ZONE         | 12           |

| Data type | Size (bytes)        |
|-----------|---------------------|
| INTERVAL  | 12                  |
| BOOLEAN   | 1                   |
| CIDR      | IPv4: 7<br>IPv6: 19 |
| INET      | IPv4: 7<br>IPv6: 19 |
| MACADDR   | 6                   |
| MACADDR8  | 8                   |
| POINT     | 16                  |
| LINE      | 32                  |
| LSEG      | 32                  |
| BOX       | 32                  |
| CIRCLE    | 24                  |

### E.3.2 Sizes of Variable-Length Data Types

The following table lists the sizes of variable-length data types.

| Data type  | Size (bytes)   | Remarks  |
|--|--|--|
| path   | Length of size portion + 12 + 16 x number of vertices                            | 1) When carrying out division, round to the next integer.<br>2) If the real data length is less than 127, then the length of the size portion is 1 byte, otherwise it is 4 bytes.<br>3) The number of bytes per character depends on the character set (refer to "E.3.4 Number of Bytes per Character" for details). |
| polygon  | Length of size portion + 36 + 16 x number of vertices                            |  |
| decimal  | Length of size portion + 2 + (integer precision / 4 + decimal precision / 4) x 2 |  |
| numeric  |  |  |
| bytea  | Length of size portion + real data length  |  |
| character varying( <i>n</i> ), varchar( <i>n</i> ) | Length of size portion + number of characters x number of bytes per character    |  |
| character( <i>n</i> ), char( <i>n</i> )            | Length of size portion + <i>n</i> x number of bytes per character                |  |
| text   | Length of size portion + number of characters x number of bytes per character    |  |

### E.3.3 Sizes of Array Data Types

The following table lists the sizes of array data types.

| Data type | Size (bytes)  | Remarks  |
|-----------|---|--|
| Array     | Length of size portion + 12 + 8 x number of dimensions + data size of each item | If the real data length is less than 127, then the length of the size portion is 1 byte, otherwise it is 4 bytes.<br>- Example of estimation when array data is "ARRAY[[1,2,3], [1,2,3]]"<br>Number of dimensions: 2<br>INTEGER data size: 4<br>Total size = 1+12+8x2+6x4 = 53 |

## E.3.4 Number of Bytes per Character

---

The following table lists the number of bytes per character.

The given values relate to the common character sets EUC-JP and UTF8.

| Character type              | Character set | Number of bytes per character |
|-----------------------------|---------------|-------------------------------|
| ASCII                       | EUC_JP        | 1                             |
| Halfwidth katakana          | EUC_JP        | 2                             |
| JIS X 0208 kanji characters | EUC_JP        | 2                             |
| JIS X 0212 kanji characters | EUC_JP        | 3                             |
| ASCII                       | UTF8          | 1                             |
| Halfwidth katakana          | UTF8          | 3                             |
| JIS X 0208 kanji characters | UTF8          | 3                             |
| JIS X 0212 kanji characters | UTF8          | 3                             |

## E.4 Estimating Transaction Log Space Requirements

---

This section provides the formula for estimating transaction log space requirements.

```
Transaction log space requirements = max_wal_size
```

However, if the update volume is extremely high (for example, due to a large data load and batch processing), disk writing at a checkpoint may not be able to keep up with the load, and a higher number of transaction logs than indicated here may temporarily be accumulated.

## E.5 Estimating Archive Log Space Requirements

---

This section explains how to estimate archive log space requirements.

The archive log is an archive of the transaction logs from the time of a previous backup to the present, so it fluctuates depending on the backup period and the content of update transactions.

The longer the backup period and the more update transactions, the greater the space required for the archive log.

Therefore, measure the actual archive log space by using a test environment to simulate backup scheduling and database update in a real operating environment.

## E.6 Estimating Backup Disk Space Requirements

---

This section provides the formula for estimating backup disk space requirements.

```
Backup disk space requirements = size of the database cluster x 2 x compression ratio  
+ transaction log space requirements + archive log space requirements
```



If the `pgx_dmpall` command performs a backup using a user command, the backup disk size differs according to the database resources targeted for backup and the copy method.

When using compression, the compression ratio depends on the data. Therefore, measure the actual compression ratio by using a test environment to simulate backup scheduling and database update in a real operating environment. Specify 1 to not use compression.

## E.7 Estimating VCI Disk Space Requirements

---

This section provides the formula for estimating VCI disk space requirements.

Disk space = (number of rows in tables) x (number of bytes per row) x (compression ratio) + (WOS size)

#### Number of bytes per row

Number of bytes per row = (19 + (number of columns specified in CREATE INDEX) / 8  
+ (number of bytes per single column value)) x 1.1

Note: Round up the result to the nearest integer.

#### Compression ratio

Specify a value between 0 and 1. Since compression ratio depends on the data being compressed, use actual data or test data that simulates it, then compare the value with the estimation result. As a guide, the compression ratio measured with the Fujitsu sample data is shown below:

- Data with high degree of randomness (difficult to compress): Up to approximately 0.9 times.
- Data with high degree of similarity (easy to compress): Up to approximately 0.5 times.

#### WOS size

WOS size = (number of WOS rows) / 185 x 8096

One row is added to the number of WOS rows for each INSERT and DELETE, and two rows are added for UPDATE. On the other hand, the number decreases to 520,000 rows or less during conversion to ROS performed by the ROS control daemon.



#### Note

VCI does not support retrieval of disk space usage using the database object size function `pg_indexes_size`. To find out the actual total VCI disk space, check the disk space of the storage directory using an OS command or other method.

# Appendix F Estimating Memory Requirements

This appendix explains how to estimate the memory.

## F.1 FUJITSU Enterprise Postgres Memory Requirements

This section describes the formulas for estimating FUJITSU Enterprise Postgres memory requirements.

Use the following formula to obtain a rough estimate of memory required for FUJITSU Enterprise Postgres:

$$fujitsuEnterprisePostgresRequiredMemory = sharedMemoryAmount + localMemoryAmount$$

### Shared memory amount

Refer to "Shared Memory and Semaphores" under "Server Administration" in the PostgreSQL Documentation for information on shared memory. If you enable the Global Meta Cache feature, you must also add the value of `pgx_global_metacache`. Refer to "Parameters" in the Operation Guide for the setting values.

However, note that if instances have been created using WebAdmin, the parameters below will be configured automatically when the instances are created. Take this into account when calculating the shared memory size.

| Parameter name                         | Set value   |
|--|---|
| <code>shared_buffers</code>            | 30 percent of the internal memory of the machine. |
| <code>max_connections</code>           | 100   |
| <code>max_prepared_transactions</code> | 100   |

### Local memory amount

$$\begin{aligned} localMemoryAmount = & processStackArea \\ & + memoryUsedInDbSessionsThatUseTempTables \\ & + memoryUsedInDbSessionsThatPerformSortAndHashTableOperations \\ & + memoryUsedInMaintenanceOperations \\ & + baseMemoryUsedInEachProcess \\ & + memoryUsedPreparingForDataAccess \end{aligned}$$

### Process stack area

$$\begin{aligned} processStackArea \\ = & max\_stack\_depth \times (max\_connections + autovacuum\_max\_workers + 9) \end{aligned}$$

This formula evaluates to the maximum value.

Actually it is used according to the growth of the stack.

In the formula above, 9 is the number of processes that perform roles specific to servers.

### Memory used in database sessions that use temporary tables

$$\begin{aligned} memoryUsedInDbSessionsThatUseTempTables \\ = & temp\_buffers \times max\_connections \end{aligned}$$

This formula evaluates to the maximum value.

Memory is gradually used as temporary buffers are used, and is released when the session ends.

### Memory used in database sessions that perform sort and hash table operations

$$\begin{aligned} memoryUsedInDbSessionsThatPerformSortAndHashTableOperations \\ = & work\_mem \times max\_connections \end{aligned}$$

This formula evaluates to the maximum value.

Memory is gradually used as operations such as sort are performed, and is released when the query ends.

## Memory used in maintenance operations

```
memoryUsedInMaintenanceOperations
= maintenance_work_mem x (numOfSessionsPerformingMaintenance + autovacuum_max_workers)
```

Note that 'maintenance operations' are operations such as VACUUM, CREATE INDEX, and ALTER TABLE ADD FOREIGN KEY.

## Base memory used in each process

```
baseMemoryUsedInEachProcess
= baseMemoryUsedInOneProcess x (max_connections + autovacuum_max_workers + 9)
```

Use the result of the following formula for memory consumed per process. This formula evaluates to the memory used when server processes are running.

In the formula above, 9 is the number of processes that perform roles specific to servers.

The amount of memory consumed per process is determined by the number of tables, indexes, and all columns of all tables that the process accesses. If your system has about 100 tables, you can estimate it to be 3 MB, but otherwise use the following estimate:

```
baseMemoryUsedInOneProcess
= (1.9KB x All user tables + 2.9KB x All user indexes + 1.0KB x All user columns) x 1.5(*1)
```

If you enable the Global Meta Cache feature, use the following formula:

```
baseMemoryUsedInOneProcess
= (All user tables + All user indexes + All user columns) x 1.0KB x 1.5 (*1)
+ (All user tables x 1.4KB + All user indexes x 2.4KB)
```

\*1) Safety Factor (1.5)

There are variable length information. This value takes that into account.

## Memory used preparing for data access

```
memoryUsedPreparingForDataAccess
= variationAmount x (max_connections + autovacuum_max_workers + 4)
```

```
where variationAmount = shared_buffers / 8KB x 4 bytes
(note that 8KB is the page length, and 4 bytes is the size of page management data)
```

This formula evaluates to the memory required to access the database cache in the shared memory.

In the formula above, among the processes that perform roles specific to servers, 4 is the number of processes that access the database.

## F.2 Database Multiplexing Memory Requirements

This section describes the formula for estimating database multiplexing memory requirements for the database server.

Use the following formula to obtain a rough estimate of memory required for database multiplexing:

```
Memory usage of the database multiplexing feature for the database server
= Peak memory usage of the Mirroring Controller processes
+ Peak memory usage of the Mirroring Controller commands
```

```
Peak memory usage of the Mirroring Controller processes=150 MB
```

```
Peak memory usage of the Mirroring Controller commands=50 MB x Number of commands executed
simultaneously
```

## F.3 VCI Memory Requirements

This section describes the formula for estimating VCI memory requirements.

Use the following formula to obtain a rough estimate of memory requirements:

```
memUsedByVci = memForData + memForEachProcess
```

## Memory required to store data in memory

Secure the space estimated using the formula below on the stable buffer (part of shared\_buffers).

```
memForData = (numOfRowsInTables) x (numOfBytesPerRow) + (wosSize)
```

Number of bytes per row

```
numOfBytesPerRow  
= (19 + (numOfColsInCreateIndexStatement) / 8 + (numOfBytesPerSingleColValue)) x 1.1
```

Note: Round up the result to the nearest integer.

WOS size

```
wosSize = (numOfWosRows) / 185 x 8096
```

One row is added to the number of WOS rows for each INSERT and DELETE, and two rows are added for UPDATE. On the other hand, the number decreases to 520,000 rows or less during conversion to ROS performed by the ROS control daemon.

## Memory required for each process

```
memForEachProcess  
= memUsedPerScanning  
+ memUsedForVciMaintenace  
+ memUsedByCreateIndexStatement
```

Memory used per scanning

- Parallel scan

```
memUsedPerScanning  
= vci.shared_work_mem + (numOfParallelWorkers + 1) x vci.maintenance_work_mem
```

Note: The number of parallel workers used by VCI simultaneously in the entire instance is equal to or less than vci.max\_parallel\_degree.

- Non-parallel scan

```
memUsedPerScanning = vci.max_local_ros + vci.maintenance_work_mem
```

### Note

- vci.shared\_work\_mem, and vci.max\_local\_ros are used to create local ROS. If local ROS exceeds these sizes, execute a query without using VCI according to the conventional plan.
- vci.maintenance\_work\_mem specifies the memory size to be secured dynamically. If it exceeds the specified value, a disk temporary file is used for operation.

Memory used for VCI maintenance

```
memUsedForVciMaintenace = vci.maintenance_work_mem x vci.control_max_workers
```

Memory used by CREATE INDEX

```
memUsedByCreateIndexStatement = vci.maintenance_work_mem
```





vci.maintenance\_work\_mem specifies the memory to be secured dynamically. If it exceeds the specified value, a disk temporary file is used for operation.

## F.4 High-Speed Data Load Memory Requirements

This section describes the formula for estimating memory requirements for the high-speed data load feature.

Use the following formula to obtain a rough estimate of memory requirements:

```

Memory usage of high speed data load
= (Peak memory usage of pgx_loader processes + Peak memory usage of the pgx_loader commands)
x Number of commands executed simultaneously

Peak memory usage of pgx_loader processes
= Peak memory usage of the backend process (6 MB)
+ Peak memory usage of parallel workers (6 MB x number of parallel workers)
+ Peak memory usage of dynamic shared memory (80 MB x number of parallel workers)

Peak memory usage of the pgx_loader commands=9 MB

```



In addition to the size calculated using the formula above, the database cache on the shared memory estimated using the shared\_buffers parameter is consumed according to the size of the data (table and index keys) loaded using this feature. Refer to "E.1 Estimating Table Size Requirements" and "E.2 Estimating Index Size Requirements" for information on estimating an appropriate shared buffers value.

## F.5 Global Meta Cache Memory Requirements

This section describes the formula for estimating Global Meta Cache memory requirements.

The memory calculated by "Size of the GMC area" is allocated to the shared memory. The memory calculated by the per-process meta cache management information is allocated to the local memory. Refer to the graphic in "Architecture of Global Meta Cache Feature" in the "Memory usage reduction by Global Meta Cache" in the General Description for more information.

Use the following formula to obtain a rough estimate of memory requirements:

```

Amount of memory used by the Global Meta Cache feature
= Size of GMC area + Per-process meta cache management information

Size of GMC area = (All user tables x 0.4 KB
+ All user indexes x 0.3 KB
+ All user columns x 0.8 KB) x 1.5 (*1)

Per-process meta cache management information
= (All user tables + All user indexes + All user columns) x 0.1KB x max_connections x 1.5 (*1)

```

\*1) Safety Factor (1.5)

This value takes into account the case where both GMC before and after the change temporarily exist at the same time in shared memory when the table definition is changed or the row of the system catalog is changed.

# Appendix G Quantitative Limits

This appendix lists the quantitative limits of FUJITSU Enterprise Postgres.

Table G.1 Length of identifier

| Item                            | Limit                    |
|---------------------------------|--------------------------|
| Database name                   | Up to 63 bytes (*1) (*2) |
| Schema name                     | Up to 63 bytes (*1) (*2) |
| Table name                      | Up to 63 bytes (*1) (*2) |
| View name                       | Up to 63 bytes (*1) (*2) |
| Index name                      | Up to 63 bytes (*1) (*2) |
| Tablespace name                 | Up to 63 bytes (*1) (*2) |
| Cursor name                     | Up to 63 bytes (*1) (*2) |
| Function name                   | Up to 63 bytes (*1) (*2) |
| Aggregate function name         | Up to 63 bytes (*1) (*2) |
| Trigger name                    | Up to 63 bytes (*1) (*2) |
| Constraint name                 | Up to 63 bytes (*1) (*2) |
| Conversion name                 | Up to 63 bytes (*1) (*2) |
| Role name                       | Up to 63 bytes (*1) (*2) |
| Cast name                       | Up to 63 bytes (*1) (*2) |
| Collation sequence name         | Up to 63 bytes (*1) (*2) |
| Encoding method conversion name | Up to 63 bytes (*1) (*2) |
| Domain name                     | Up to 63 bytes (*1) (*2) |
| Extension name                  | Up to 63 bytes (*1) (*2) |
| Operator name                   | Up to 63 bytes (*1) (*2) |
| Operator class name             | Up to 63 bytes (*1) (*2) |
| Operator family name            | Up to 63 bytes (*1) (*2) |
| Rewrite rule name               | Up to 63 bytes (*1) (*2) |
| Sequence name                   | Up to 63 bytes (*1) (*2) |
| Text search settings name       | Up to 63 bytes (*1) (*2) |
| Text search dictionary name     | Up to 63 bytes (*1) (*2) |
| Text search parser name         | Up to 63 bytes (*1) (*2) |
| Text search template name       | Up to 63 bytes (*1) (*2) |
| Data type name                  | Up to 63 bytes (*1) (*2) |
| Enumerator type label           | Up to 63 bytes (*1) (*2) |

\*1: This is the character string byte length when converted by the server character set character code.

\*2: If an identifier that exceeds 63 bytes in length is specified, the excess characters are truncated and it is processed.

Table G.2 Database object

| Item                | Limit                        |
|---------------------|------------------------------|
| Number of databases | Less than 4,294,967,296 (*1) |

| Item  | Limit                        |
|---|------------------------------|
| Number of schemas   | Less than 4,294,967,296 (*1) |
| Number of tables  | Less than 4,294,967,296 (*1) |
| Number of views   | Less than 4,294,967,296 (*1) |
| Number of indexes   | Less than 4,294,967,296 (*1) |
| Number of tablespaces   | Less than 4,294,967,296 (*1) |
| Number of functions   | Less than 4,294,967,296 (*1) |
| Number of aggregate functions   | Less than 4,294,967,296 (*1) |
| Number of triggers  | Less than 4,294,967,296 (*1) |
| Number of constraints   | Less than 4,294,967,296 (*1) |
| Number of conversion  | Less than 4,294,967,296 (*1) |
| Number of roles   | Less than 4,294,967,296 (*1) |
| Number of casts   | Less than 4,294,967,296 (*1) |
| Number of collation sequences   | Less than 4,294,967,296 (*1) |
| Number of encoding method conversions   | Less than 4,294,967,296 (*1) |
| Number of domains   | Less than 4,294,967,296 (*1) |
| Number of extensions  | Less than 4,294,967,296 (*1) |
| Number of operators   | Less than 4,294,967,296 (*1) |
| Number of operator classes  | Less than 4,294,967,296 (*1) |
| Number of operator families   | Less than 4,294,967,296 (*1) |
| Number of rewrite rules   | Less than 4,294,967,296 (*1) |
| Number of sequences   | Less than 4,294,967,296 (*1) |
| Number of text search settings  | Less than 4,294,967,296 (*1) |
| Number of text search dictionaries  | Less than 4,294,967,296 (*1) |
| Number of text search parsers   | Less than 4,294,967,296 (*1) |
| Number of text search templates   | Less than 4,294,967,296 (*1) |
| Number of data types  | Less than 4,294,967,296 (*1) |
| Number of enumerator type labels  | Less than 4,294,967,296 (*1) |
| Number of default access privileges defined in the ALTER DEFAULT PRIVILEGES statement | Less than 4,294,967,296 (*1) |
| Number of large objects   | Less than 4,294,967,296 (*1) |
| Number of index access methods  | Less than 4,294,967,296 (*1) |

\*1: The total number of all database objects must be less than 4,294,967,296.

Table G.3 Schema element

| Item   | Limit   |
|--|---|
| Number of columns that can be defined in one table | From 250 to 1600 (according to the data type) |
| Table row length                                   | Up to 400 gigabytes                           |
| Number of columns comprising a unique constraint   | Up to 32 columns                              |
| Data length comprising a unique constraint         | Less than 2,000 bytes (*1) (*2)               |

| Item   | Limit                         |
|--|-------------------------------|
| Table size   | Up to 32 terabyte             |
| Search condition character string length in a trigger definition statement | Up to 800 megabytes (*1) (*2) |
| Item size  | Up to 1 gigabyte              |

\*1: Operation might proceed correctly even if operations are performed with a quantity outside the limits.

\*2: This is the character string byte length when converted by the server character set character code.

Table G.4 Index

| Item   | Limit                      |
|--|----------------------------|
| Number of columns comprising a key (including VCI) | Up to 32 columns           |
| Key length (other than VCI)                        | Less than 2,000 bytes (*1) |

\*1: This is the character string byte length when converted by the server character set character code.

Table G.5 Data types and attributes that can be handled

| Item         |                             | Limit  |  |
|--------------|-----------------------------|--|--|
| Character    | Data length                 | Data types and attributes that can be handled (*1)   |  |
|              | Specification length (n)    | Up to 10,485,760 characters (*1)   |  |
| Numeric      | External decimal expression | Up to 131,072 digits before the decimal point, and up to 16,383 digits after the decimal point |  |
|              | Internal binary expression  | 2 bytes  | From -32,768 to 32,767   |
|              |                             | 4 bytes  | From -2,147,483,648 to 2,147,483,647   |
|              |                             | 8 bytes  | From -9,223,372,036,854,775,808 to 9,223,372,036,854,775,807                                   |
|              | Internal decimal expression |  | Up to 13,1072 digits before the decimal point, and up to 16,383 digits after the decimal point |
|              | Floating point expression   | 4 bytes  | From -3.4E+38 to -7.1E-46, 0, or from 7.1E-46 to 3.4E+38                                       |
|              |                             | 8 bytes  | From -1.7E+308 to -2.5E-324, 0, or from 2.5E-324 to 1.7E+308                                   |
| bytea        |                             | Up to one gigabyte minus 53 bytes  |  |
| Large object |                             | Up to 4 terabyte   |  |

\*1: This is the character string byte length when converted by the server character set character code.

Table G.6 Function definition

| Item   | Limit     |
|--|-----------|
| Number of arguments that can be specified  | Up to 100 |
| Number of variable names that can be specified in the declarations section                                   | No limit  |
| Number of SQL statements or control statements that can be specified in a function processing implementation | No limit  |

Table G.7 Data operation statement

| Item   | Limit                             |
|--|-----------------------------------|
| Maximum number of connections for one process in an application (remote access)  | 4,000 connections                 |
| Number of expressions that can be specified in a selection list  | Up to 1,664                       |
| Number of tables that can be specified in a FROM clause  | No limit                          |
| Number of unique expressions that can be specified in a selection list/DISTINCT clause/ORDER BY clause/GROUP BY clause within one SELECT statement | Up to 1,664                       |
| Number of expressions that can be specified in a GROUP BY clause   | No limit                          |
| Number of expressions that can be specified in an ORDER BY clause  | No limit                          |
| Number of SELECT statements that can be specified in a UNION clause/INTERSECT clause/EXCEPT clause   | Up to 4,000 (*1)                  |
| Number of nestings in joined tables that can be specified in one view  | Up to 4,000 (*1)                  |
| Number of functions or operator expressions that can be specified in one expression  | Up to 4,000 (*1)                  |
| Number of expressions that can be specified in one row constructor   | Up to 1,664                       |
| Number of expressions that can be specified in an UPDATE statement SET clause  | Up to 1,664                       |
| Number of expressions that can be specified in one row of a VALUES list  | Up to 1,664                       |
| Number of expressions that can be specified in a RETURNING clause  | Up to 1,664                       |
| Total expression length that can be specified in the argument list of one function specification   | Up to 800 megabytes (*2)          |
| Number of cursors that can be processed simultaneously by one session  | No limit                          |
| Character string length of one SQL statement   | Up to 800 megabytes (*1) (*3)     |
| Number of input parameter specifications that can be specified in one dynamic SQL statement  | No limit                          |
| Number of tokens that can be specified in one SQL statement  | Up to 10,000                      |
| Number of values that can be specified as a list in a WHERE clause IN syntax   | No limit                          |
| Number of expressions that can be specified in a USING clause  | No limit                          |
| Number of JOINS that can be specified in a joined table  | Up to 4,000 (*1)                  |
| Number of expressions that can be specified in COALESCE  | No limit                          |
| Number of WHEN clauses that can be specified for CASE in a simple format or a searched format  | No limit                          |
| Data size per record that can be updated or inserted by one SQL statement  | Up to one gigabyte minus 53 bytes |
| Number of objects that can share a lock simultaneously   | Up to 256,000 (*1)                |

\*1: Operation might proceed correctly even if operations are performed with a quantity outside the limits.

\*2: The total number of all database objects must be less than 4,294,967,296.

\*3: This is the character string byte length when converted by the server character set character code.

Table G.8 Data size

| Item   | Limit                    |
|--|--------------------------|
| Data size per record for input data files (COPY statement, psql command \copy meta command)  | Up to 800 megabytes (*1) |
| Data size per record for output data files (COPY statement, psql command \copy meta command) | Up to 800 megabytes (*1) |

\*1: Operation might proceed correctly even if operations are performed with a quantity outside the limits.

## Appendix H Configuring Kernel Parameters

Use the "System V IPC Parameters" table in "Managing Kernel Resources" in the PostgreSQL Documentation for the relationship between configuration parameters and kernel parameters, as well as calculation formulas.

Refer to the "Managing Kernel Resources" in the PostgreSQL Documentation to calculate shared memory usage.

For multiple instances, the kernel parameters should be evaluated for all instances. For example, in the case of the maximum number of shared memory segments for the entire system (SHMMNI), the total number of segments obtained by all instances should be added to the kernel parameters. In the case of the maximum number of semaphores for each process (SEMMSL), the largest of all sizes obtained by all instances should be compared to the current value prior to configuring the settings.



### Note

If there is insufficient shared memory due to miscalculation of SHMMAX, a message will be output indicating that the shmget system call failed at "errno=22 (EINVAL)". Review the calculation, and reconfigure.

The relationship between System V IPC parameters and kernel parameters in various operating systems is shown below.

| System  | V IPC parameter                | Kernel parameter action  |
|---------|--------------------------------|--|
| SHMMAX  | kernel.shmmax                  | If <i>currentValue</i> < <i>calculatedValue</i> , configure the calculated value |
| SHMMIN  | No compatible parameter        |  |
| SHMALL  | kernel.shmall                  | Specify <i>currentValue</i> + <i>calculatedValue</i>                             |
| SHMSEG  | No compatible parameter        |  |
| SHMMNI  | kernel.shmmni                  | Specify <i>currentValue</i> + <i>calculatedValue</i>                             |
| SEMMNI  | Fourth parameter of kernel.sem | Specify <i>currentValue</i> + <i>calculatedValue</i>                             |
| SEMMNS  | Second parameter of kernel.sem | Specify <i>currentValue</i> + <i>calculatedValue</i>                             |
| SEMMSL  | First parameter of kernel.sem  | If <i>currentValue</i> < <i>calculatedValue</i> , configure the calculated value |
| SEMMAP  | No compatible parameter        |  |
| SEMMVMX | No compatible parameter        |  |

Remark 1: kernel.shmall specifies the number of pages.

Remark 2: Specify all four parameters for kernel.sem. At this time, the value specified in the third parameter should be the same value as before configuration.

# Appendix I Determining the Preferred WebAdmin Configuration

This appendix describes the two different configurations in which WebAdmin can be used and how to select the most suitable configuration.

## I.1 WebAdmin Configurations

WebAdmin can be installed in two configurations:

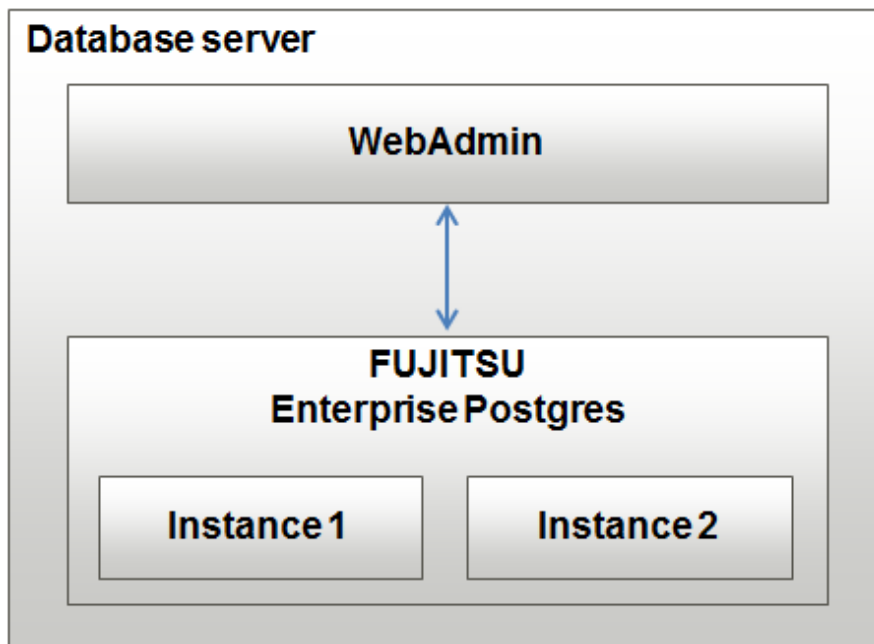
- Single-server
- Multiserver

WebAdmin does not support encrypted communication between browser and server or between servers. Therefore, when using WebAdmin in either configuration, build the communication path with the browser or each server on a network that cannot be accessed externally.

### I.1.1 Single-Server Configuration

A single-server configuration enables you to create and operate instances on a single server. In this configuration, WebAdmin must be installed on the same database server as the FUJITSU Enterprise Postgres Server component.

Single-server configuration

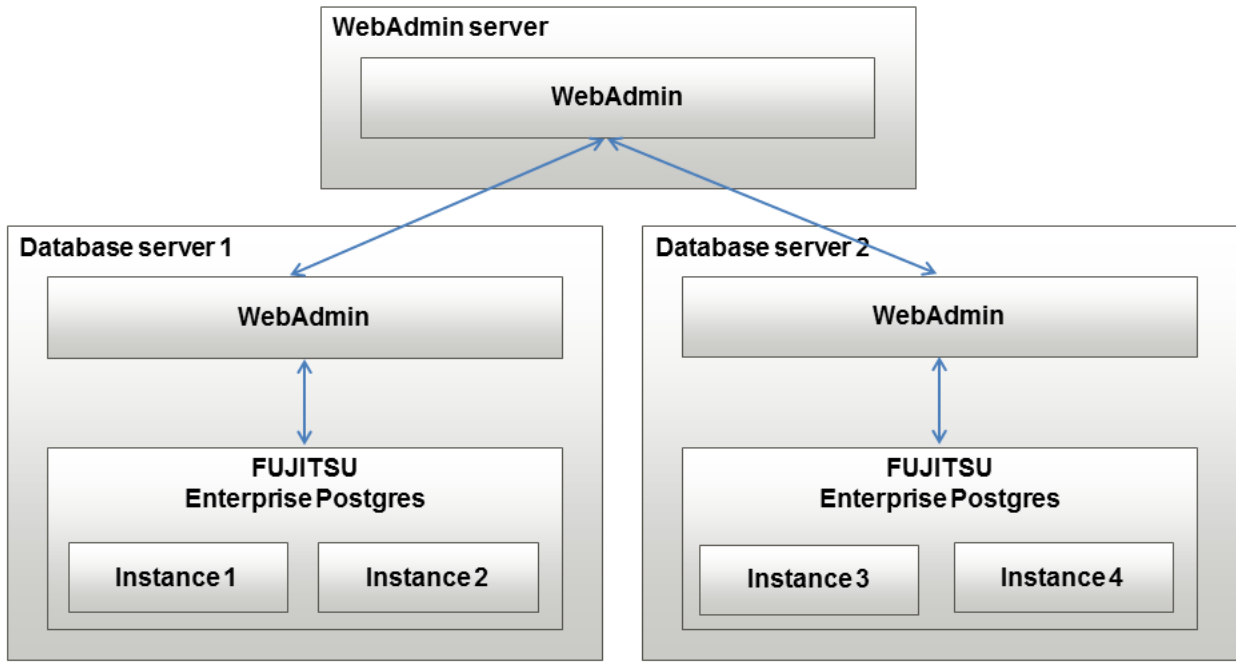


### I.1.2 Multiserver Configuration

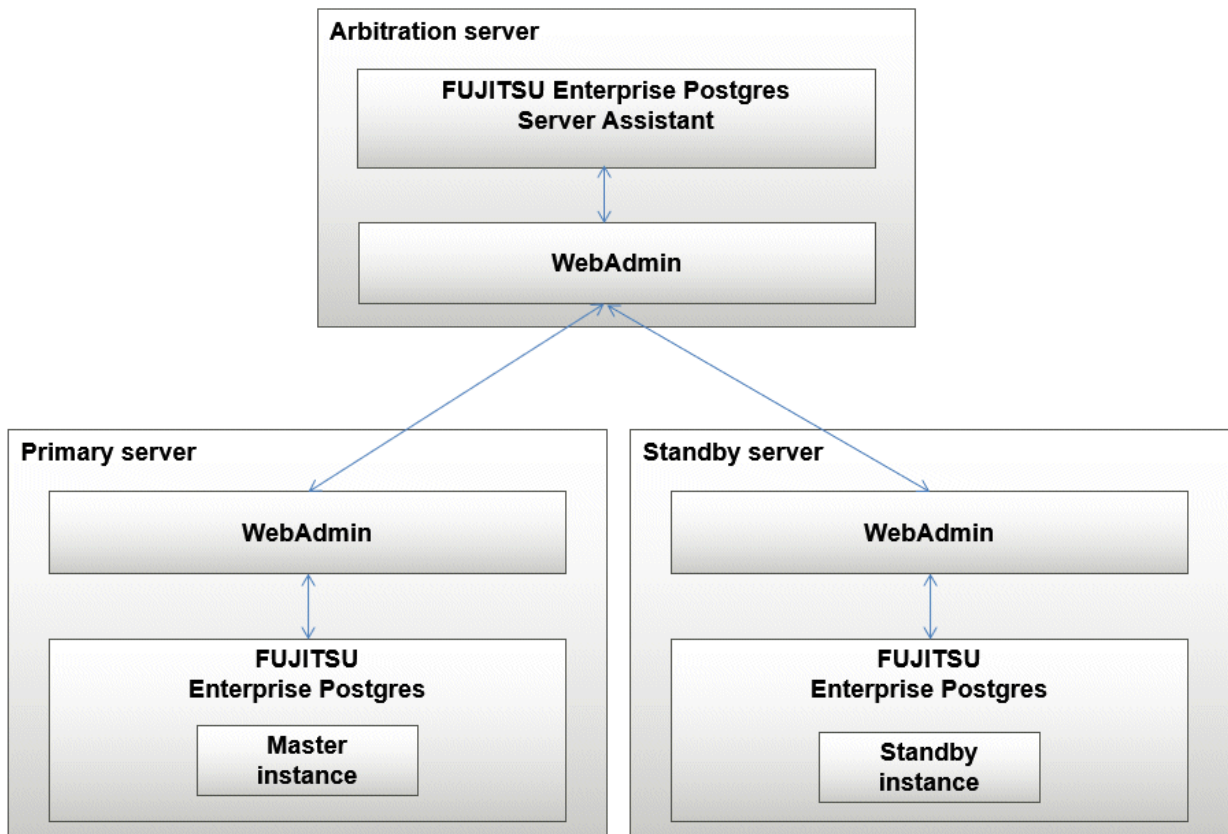
A multiserver configuration enables you to create and operate instances stored on multiple database servers. As shown in the figure below, WebAdmin can be installed on a dedicated WebAdmin server and used to collectively manage the instances stored on the database servers.

Multiserver configuration





Also, when setting up the arbitration server by WebAdmin during database multiplexing mode, install WebAdmin on the arbitration server.



## I.2 Installing WebAdmin in a Single-Server Configuration

To install WebAdmin in a single-server configuration, the FUJITSU Enterprise Postgres Server component and WebAdmin must be installed on the same machine.

Select the following items when installing FUJITSU Enterprise Postgres in a single-server configuration:

- FUJITSU Enterprise Postgres Advanced Edition
- WebAdmin

## **I.3 Installing WebAdmin in a Multiserver Configuration**

---

In a multiserver configuration, install WebAdmin on one server, and both WebAdmin and the FUJITSU Enterprise Postgres Server component on any number of database servers.

Select the following items when installing FUJITSU Enterprise Postgres in a multiserver configuration:

- WebAdmin server:
  - WebAdmin
- Database server:
  - FUJITSU Enterprise Postgres Advanced Edition
  - WebAdmin

Also, when setting up the arbitration server by WebAdmin during database multiplexing mode, select the following when installing FUJITSU Enterprise Postgres.

- Arbitration server
  - FUJITSU Enterprise Postgres Server Assistant
  - WebAdmin



**See**

.....  
Refer to the Installation and Setup Guide for Server Assistant for details on how to install the Server Assistant.  
.....

# Appendix J System Configuration when using Pgpool-II

Describes the system configuration when using Pgpool-II.

The system configuration when using Pgpool-II is as follows:

Place on database server

System configuration to coexist the database server with Pgpool-II.

Place on application server

System configuration to coexist the application server with Pgpool-II.

Place on dedicated server

System configuration in which Pgpool-II resides on a dedicated server (Pgpool-II Server) that is separate from the database and application servers.

Select the system configuration that best meets your operational requirements.

## J.1 Pgpool-II Configuration

In this example, Pgpool-II is deployed on a different Pgpool-II server than the database and application servers.

There are three configurations of Pgpool-II:

- Single-machine configuration
- Two-machine configuration
- Three-machine configuration

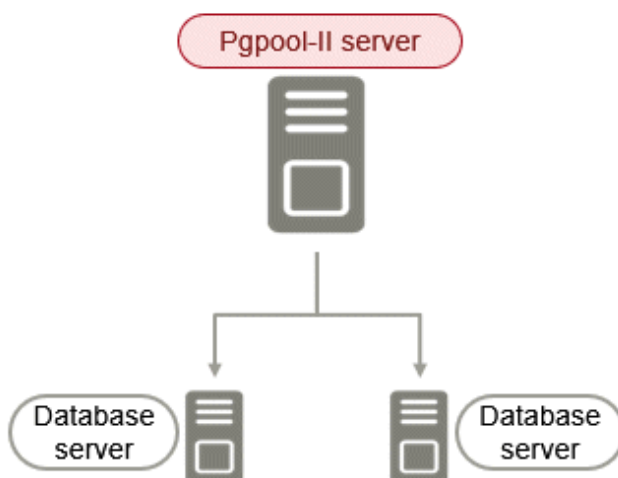
Although the Pgpool-II server can be operated on a single machine, to ensure business continuity, it is recommended to operate the Pgpool-II server using a three-machine configuration in FUJITSU Enterprise Postgres.

If employing a configuration of three or more machines, use an odd number of machines in the configuration.

### J.1.1 Single-Machine Configuration

This is the basic configuration when running Pgpool-II.

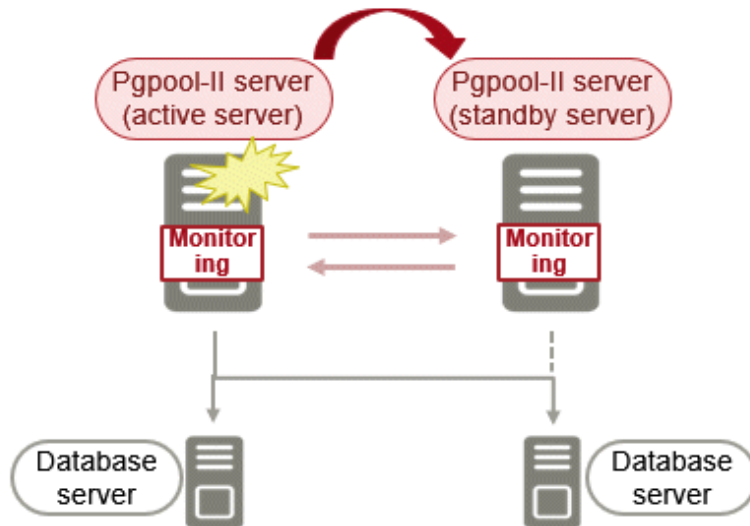
Although the database server has redundancy, if an error occurs on the Pgpool-II server that accesses the database server, the job will stop.



## J.1.2 Two-Machine Configuration

When an error occurs on the active server, the Pgpool-II monitoring feature that mutually monitors the status of the Pgpool-II servers enables jobs to continue uninterrupted by switching to the standby server.

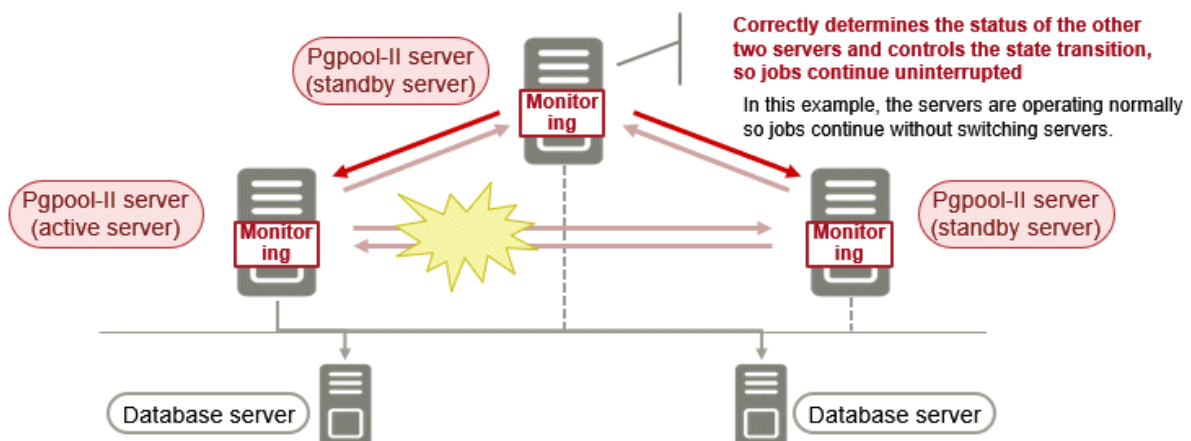
If the network between Pgpool-II servers is disconnected, even if the Pgpool-II servers are running correctly, which may lead to stoppage of jobs.



## J.1.3 Three-Machine Configuration

The Pgpool-II monitoring feature enables a Pgpool-II server to monitor the other two Pgpool-II servers.

Even if any of the networks monitoring the Pgpool-II servers are disconnected, the status of servers on a network that is operating normally can be checked correctly, enabling accurate continuation of jobs.



## J.2 Installing Pgpool-II

Pgpool-II is bundled with the server program and the client program. To use Pgpool-II, use the server program or the client program to install and set up Pgpool-II.

Depending on where Pgpool-II is installed, select the appropriate DVD for deployment:

**Installing on Database Server (coexist)**

Install the Pgpool-II program along with the server program from the server program DVD.

**Installing on Application Server (coexist)**

Install the Pgpool-II program along with the client program from the client program DVD.

**Installing on Dedicated server different from the above (Pgpool-II server)**

Install the Pgpool-II program along with the client program from the client program DVD.

# Appendix K Supported contrib Modules and Extensions Provided by External Projects

FUJITSU Enterprise Postgres supports PostgreSQL contrib modules, and extensions provided by external projects.

Refer to the following for details on the supported contrib modules:

- "Additional Supplied Modules" in the PostgreSQL Documentation
- "Additional Supplied Programs" in the PostgreSQL Documentation



## Information

You can also check the list of available extensions using the `pg_available_extensions` view.

Refer to "OSS Supported by FUJITSU Enterprise Postgres" in the General Description for information on supported extensions provided by external projects.

# Appendix L Procedure when Modifying the JRE Installation

This appendix describes the procedures to follow when modifying the JRE installation.

The JRE is used by features such as WebAdmin and database multiplexing.

Therefore, when updating or reinstalling JRE after installing FUJITSU Enterprise Postgres, the procedures below must be performed.

## L.1 When Using WebAdmin

WebAdmin must be set up again.

Follow the procedure below to modify the JRE installation:

1. Stop the Web server feature of WebAdmin

Refer to "[B.1.3 Stopping the Web Server Feature of WebAdmin](#)" for details.

2. Remove WebAdmin

Refer to "[B.2 Removing WebAdmin](#)" for details.

3. Modify the JRE installation

4. Set the JAVA\_HOME environment variable

Set the JAVA\_HOME environment variable to the installation destination of Open JRE 8.

Example

```
# export JAVA_HOME="OpenJRE8InstallDir "
```

5. Set up WebAdmin

Refer to "[B.1.1 Setting Up WebAdmin](#)" for details.

6. Start the Web server feature of WebAdmin

Refer to "[B.1.2 Starting the Web Server Feature of WebAdmin](#)" for details.

## L.2 When Performing Database Multiplexing

Mirroring Controller must be restarted.

Follow the procedure below to modify the JRE installation:

1. Stop Mirroring Controller

Refer to the Cluster Operation Guide (Database Multiplexing) for details.

2. Modify the JRE installation

3. Change the installation environment to be used by Mirroring Controller

Set the JAVA\_HOME environment variable to the installation destination of Open JRE 8, and use the mc\_update\_jre\_env command to change the installation environment to be used by Mirroring Controller.

This procedure must be executed by the superuser.

Example

/opt/fsepv<x>server64/bin is the installation directory where the server product is installed.

```
$ su -  
Password:*****  
# export JAVA_HOME="OpenJRE8InstallDir "  
# /opt/fsepv<x>server64/bin/mc_update_jre_env
```

#### 4. Start Mirroring Controller

Refer to the Cluster Operation Guide (Database Multiplexing) for details.

#### Note

- If database multiplexing is performed using WebAdmin, perform the procedure described in step 3 "Change the installation environment to be used by Mirroring Controller" after performing step 4 "Set the JAVA\_HOME environment variable" in ["L.1 When Using WebAdmin"](#).



# Index

---

|  |       |   |      |
|--|-------|---|------|
|  | [C]   |   |      |
| Changing client authentication information.....    | 22    | Stopping the Web Server Feature of WebAdmin.....                            | 45   |
| Changing Instance Settings.....                    | 21    | Supported contrib Modules and Extensions Provided by External Projects..... | 76   |
| Check the disk space.....                          | 7     |   |      |
| Client Authentication Information settings.....    | 27    |   | [T]  |
| Creating an Instance.....                          | 19,24 | TCP/IP Protocol.....  | 6    |
| Creating an Instance Administrator.....            | 12    |   |      |
| Creating Instances.....                            | 16    |   | [U]  |
|  |       | Uninstallation.....   | 1,41 |
|  | [D]   | Uninstallation in Interactive Mode.....                                     | 41   |
| Disk Space Required for Installation.....          | 5     | Using the initdb Command.....   | 24   |
|  |       | Using WebAdmin.....   | 17   |
|  | [E]   |   |      |
| Editing instance information.....                  | 22    |   | [W]  |
| Excluded Software.....                             | 5     | WebAdmin automatic start.....   | 45   |
|  |       | Web server port number.....   | 44   |
|  | [H]   | When an Instance was Created with the initdb Command.....                   | 27   |
| Hardware Environment.....                          | 5     | When an Instance was Created with WebAdmin.....                             | 27   |
| How to Set Up the Pop-up Blocker.....              | 43    | When Performing Database Multiplexing.....                                  | 77   |
|  |       | When Using WebAdmin.....  | 77   |
|  | [I]   |   |      |
| Importing Instances.....                           | 23    |   |      |
| Installation.....                                  | 7     |   |      |
| Installation Types.....                            | 1     |   |      |
| Instance configuration.....                        | 22    |   |      |
|  |       |   |      |
|  | [L]   |   |      |
| Logging in to WebAdmin.....                        | 18    |   |      |
|  |       |   |      |
|  | [M]   |   |      |
| Multi-Version Installation.....                    | 1     |   |      |
|  |       |   |      |
|  | [N]   |   |      |
| New Installation.....                              | 1     |   |      |
|  |       |   |      |
|  | [O]   |   |      |
| Operating Environment.....                         | 2     |   |      |
| Operating Method Types and Selection.....          | 11    |   |      |
|  |       |   |      |
|  | [P]   |   |      |
| Port number to use when Tomcat is stopped.....     | 45    |   |      |
| postgresql.conf.....                               | 50    |   |      |
| Pre-installation Tasks.....                        | 7     |   |      |
| Preparations for Setup.....                        | 12    |   |      |
| Procedure when Modifying the JRE Installation..... | 77    |   |      |
|  |       |   |      |
|  | [R]   |   |      |
| Recommended Browser Settings.....                  | 43    |   |      |
| Reinstallation.....                                | 1     |   |      |
| Related Software.....                              | 5     |   |      |
| Removing WebAdmin.....                             | 46    |   |      |
| Required Operating System.....                     | 2     |   |      |
| Required Patches.....                              | 5     |   |      |
|  |       |   |      |
|  | [S]   |   |      |
| Settings related to connection.....                | 27    |   |      |
| Starting the Web Server Feature of WebAdmin.....   | 45    |   |      |
| Startup URL for WebAdmin.....                      | 18    |   |      |

# FUJITSU Enterprise Postgres 13 on IBM LinuxONE™



## Installation and Setup Guide for Client

# Preface

---

## Purpose of this document

This document describes how to install, uninstall and set up the "FUJITSU Enterprise Postgres client feature".

## Intended readers

This document is intended for those who install and operate FUJITSU Enterprise Postgres.

Readers of this document are assumed to have general knowledge of:

- PostgreSQL
- SQL
- Linux

## Structure of this document

This document is structured as follows:

### [Chapter 1 Overview of Installation](#)

Describes the features that can be installed, and provides an overview of installation methods

### [Chapter 2 Installation and Uninstallation of the Linux Client](#)

Describes how to install the FUJITSU Enterprise Postgres client feature (Linux client)

### [Chapter 3 Setup](#)

Describes the setup procedures to be performed after installation completes

## Export restrictions

Exportation/release of this document may require necessary procedures in accordance with the regulations of your resident country and/or US export control laws.

## Issue date and version

|                         |
|-------------------------|
| Edition 1.0: April 2021 |
|-------------------------|

## Copyright

Copyright 2019-2021 FUJITSU LIMITED

# Contents

---

|  |   |
|--|---|
| Chapter 1 Overview of Installation.....  | 1 |
| 1.1 Features that can be Installed.....  | 1 |
| 1.2 Installation Types.....  | 1 |
| 1.2.1 New Installation.....  | 1 |
| 1.2.2 Reinstallation.....  | 1 |
| 1.2.3 Multi-Version Installation.....  | 1 |
| 1.3 Uninstallation.....  | 1 |
| Chapter 2 Installation and Uninstallation of the Linux Client.....                                   | 2 |
| 2.1 Operating Environment.....   | 2 |
| 2.1.1 Required Operating System.....   | 2 |
| 2.1.2 Related Software.....  | 3 |
| 2.1.3 Excluded Software.....   | 3 |
| 2.1.4 Required Patches.....  | 3 |
| 2.1.5 Hardware Environment.....  | 3 |
| 2.1.6 Disk Space Required for Installation.....  | 3 |
| 2.1.7 Supported System Environment.....  | 3 |
| 2.1.8 Versions of Open-Source Software Used as the Base for FUJITSU Enterprise Postgres Drivers..... | 4 |
| 2.2 Installation.....  | 4 |
| 2.2.1 Pre-installation Tasks.....  | 4 |
| 2.2.2 Run Installation.....  | 4 |
| 2.3 Uninstallation.....  | 6 |
| 2.3.1 Run Uninstallation.....  | 6 |
| Chapter 3 Setup.....   | 7 |
| 3.1 Configuring Environment Variables.....   | 7 |
| Index.....   | 8 |

# Chapter 1 Overview of Installation

This chapter provides an overview of FUJITSU Enterprise Postgres installation.

## 1.1 Features that can be Installed

FUJITSU Enterprise Postgres provides features to enable access to the database from a variety of platforms and languages, as the connection environment for the client and the database server.

The FUJITSU Enterprise Postgres client package must be installed on the client system to use these features.

The following list shows the features provided by client packages.

- JDBC
- ODBC
- C language (libpq)
- Embedded SQL (ECPG) in C language
- Connection Manager
- High speed data load
- Pgpool-II

## 1.2 Installation Types

The following installation types are available for FUJITSU Enterprise Postgres:

- New installation
- Reinstallation
- Multi-version installation

### 1.2.1 New Installation

In initial installation, the FUJITSU Enterprise Postgres client feature is installed for the first time.

### 1.2.2 Reinstallation

Perform reinstallation to repair installed program files that have become unusable for any reason.

### 1.2.3 Multi-Version Installation

Perform multi-version installation to install different versions to the installed program files separately.

## 1.3 Uninstallation

Uninstallation removes the system files of the installed FUJITSU Enterprise Postgres client feature.

# Chapter 2 Installation and Uninstallation of the Linux Client

This chapter explains how to install and uninstall the Linux client.

## 2.1 Operating Environment

This section describes the operating environment required to use the Linux client.

### 2.1.1 Required Operating System

The following operating systems is required to use the Linux client. Check and use minor version, which is certified and currently supported by Red Hat or SUSE for the target IBM z / Linux One hardware.

- RHEL8.2 or later minor version
- SLES 12 SP5

#### Information

- The following packages are required for operations on RHEL8.

| Package name       | Remarks                           |
|--------------------|-----------------------------------|
| glibc              | -                                 |
| libgcc             | -                                 |
| libmemcached       | Required when using Pgpool-II.    |
| libstdc++          | -                                 |
| libtool-ltdl       | -                                 |
| ncurses-libs       | -                                 |
| nss-softokn-freebl | -                                 |
| unixODBC           | Required when using ODBC drivers. |
| xz-libs            | -                                 |
| zlib               | -                                 |

- The following packages are required for operations on SLES 12.

| Package name       | Remarks                           |
|--------------------|-----------------------------------|
| glibc              | -                                 |
| libgcc             | -                                 |
| libmemcached       | Required when using Pgpool-II.    |
| libstdc++          | -                                 |
| libtool-ltdl       | -                                 |
| ncurses-libs       | -                                 |
| nss-softokn-freebl | -                                 |
| unixODBC           | Required when using ODBC drivers. |
| xz-libs            | -                                 |
| zlib               | -                                 |

## 2.1.2 Related Software

---

The following table lists the software required to use the Linux client.

Table 2.1 Related software

| No. | Software name   | Version            |
|-----|-----------------|--------------------|
| 1   | C compiler (*1) | -                  |
| 2   | JDK or JRE (*2) | Java SE 7 or later |

\*1: Only operations using the C compiler provided with the operating system are guaranteed.

\*2: OpenJDK and IBM Java are supported.

The following table lists servers that can be connected to the Linux client.

Table 2.2 Connectable servers

| OS    | Software name   |
|-------|---|
| Linux | FUJITSU Software Enterprise Postgres Advanced Edition 11 or later |

## 2.1.3 Excluded Software

---

There are no exclusive products.

## 2.1.4 Required Patches

---

There are no required patches.

## 2.1.5 Hardware Environment

---

The following hardware is required to use the Linux client.

### Memory

At least 160 MB of memory is required.

### Mandatory hardware

None.

## 2.1.6 Disk Space Required for Installation

---

The following table lists the disk space requirements of the corresponding directories for new installation of the Linux client. If necessary, increase the size of the file system.

Table 2.3 Disk space required for installation

| Directory                              | Required disk space<br>Unit: MB |
|--|---------------------------------|
| /etc                                   | 1                               |
| Installation destination of the client | 109                             |

## 2.1.7 Supported System Environment

---

This section describes the supported system environment.

### TCP/IP protocol

FUJITSU Enterprise Postgres supports version 4 and 6 (IPv4 and IPv6) of TCP/IP protocols.

## Note

Do not use link-local addresses if TCP/IP protocol version 6 addresses are used.

## 2.1.8 Versions of Open-Source Software Used as the Base for FUJITSU Enterprise Postgres Drivers

The following table lists the versions of open-source software used as the base for the various FUJITSU Enterprise Postgres drivers.

| Driver | Open-source software version |
|--------|------------------------------|
| JDBC   | pgjdbc 42.2.18               |
| ODBC   | psqlodbc 13.00.0000          |
| libpq  | PostgreSQL 13.1              |

## 2.2 Installation

This section explains how to install the Linux client.

### 2.2.1 Pre-installation Tasks

Check the system environment for the following before the Linux client is installed.

#### Check the disk capacity

Check if sufficient free disk space is available for installing the Linux client.

Refer to "[Table 2.3 Disk space required for installation](#)" for information on disk space requirements.

If sufficient free disk space is unavailable, reconfigure disk partitions.

### 2.2.2 Run Installation

The installation procedure is described below.

## Note

The following characters can be used as input values:

Alphanumeric characters, hyphens, commas and forward slashes

#### 1. Stop applications and programs

If the installation method is the following, all applications and programs that use the product must be stopped:

- Reinstallation

Before starting the installation, stop the following:

- Applications that use the product
- pgBadger
- Pgpool-II

#### 2. Change to the superuser

Run the following command to switch to the superuser on the system.



```
$ su -
Password:*****
```

### 3. Mount the DVD drive

Insert the client program DVD into the DVD drive, and then execute the following command:

Example

```
# mount -t iso9660 -r -o loop /dev/dvd /media/dvd
```

Here /dev/dvd is the device name for the DVD drive (which may vary depending on your environment), and /media/dvd is the mount point (which may need to be created before calling the command).



#### Note

If the DVD was mounted automatically using the automatic mount daemon (autofs), "noexec" is set as the mount option, so the installer may fail to start. In this case, use the mount command to remount the DVD correctly, and then run the installation. Note that the mount options of a mounted DVD can be checked by executing the mount command without any arguments.

### 4. Run the installation

Install the following packages (rpm) with the rpm command.

| Feature Name | Operating System | Package (Path)  |
|--------------|------------------|---|
| Client       | RHEL8            | CLIENT64/Linux/packages/r80s390x/FJSVfsep-CL-*.rpm      |
|              | SLES 12          | CLIENT64/Linux/packages/SUSE12s390x/FJSVfsep-CL-*.rpm   |
| Pgpool-II    | RHEL8            | PGPOOL2/Linux/packages/r80s390x/FJSVfsep-POOL2-*.rpm    |
|              | SLES 12          | PGPOOL2/Linux/packages/SUSE12s390x/FJSVfsep-POOL2-*.rpm |

\*is the version, OS, etc.

Example

In the following example, /media/dvd is the name of the mount point where the DVD is mounted.

Below is an example of new installation on RHEL8.

```
# cd /media/dvd/CLIENT64/Linux/packages/r80s390x
# rpm -ivh FJSVfsep-CL-13-1300-0.e18.s390x.rpm
```

Below is an example of new installation on SLES 12.

```
# cd /media/dvd/CLIENT64/Linux/packages/SUSE12s390x
# rpm -ivh FJSVfsep-CL-13-1300-0.s390x.rpm
```

Below is an example of reinstallation on RHEL8.

```
# cd /media/dvd/CLIENT64/Linux/packages/r80s390x
# rpm -ivh --replacepkgs FJSVfsep-CL-13-1300-0.e18.s390x.rpm
```

Below is an example of reinstallation on SLES 12.

```
# cd /media/dvd/CLIENT64/Linux/packages/SUSE12s390x
# rpm -ivh --replacepkgs FJSVfsep-CL-13-1300-0.s390x.rpm
```



## Note

If you perform reinstallation, and an installation prefix (in the `--prefix` option of the `rpm` command) was used for the new installation, you must use the same prefix.

## 2.3 Uninstallation

This section describes the procedure for uninstalling the Linux client.



## Note

- Before uninstalling the product, close the product program and all applications that are using it.

### 2.3.1 Run Uninstallation

The uninstallation procedure is described below.

#### 1. Stop applications and programs

Before starting the uninstallation, stop the following:

- Applications that use the product
- pgBadger
- Pgpool-II

#### 2. Change to the superuser

Run the following command to switch to the superuser on the system.

```
$ su -  
Password:*****
```

#### 3. Verifying Installation Features

Verify that the feature to be removed is installed by executing the following command.

| Feature Name | Package Name    |
|--------------|-----------------|
| Client       | FJSVfsep-CL-<x> |

\* Where *x* is a number indicating the version.

Example

```
# rpm -qi FJSVfsep-CL-13
```

#### 4. Run the uninstallation

Run the following command.

Example

```
# rpm -e FJSVfsep-CL-13
```

The installation directory may remain after uninstallation. If it is not required, delete it.

## Chapter 3 Setup

This chapter describes the setup procedures to be performed after installation completes.

### 3.1 Configuring Environment Variables

Configure the following environment variables when using client commands.

PATH environment variable

Add "*installationDirectory/bin*".

MANPATH environment variable

Add "*installationDirectory/share/man*".

PGLOCALEDIR environment variable

Add "*installationDirectory/share/locale*".

LD\_LIBRARY\_PATH environment variable

Add "*installationDirectory/lib*".

Examples of environment variable configurations are shown below.

Example

This example is specific to 64-bit Linux.

Note that "<x>" indicates the product version.

```
$ PATH=/opt/fsepv<x>client64/bin:$PATH ; export PATH
$ MANPATH=/opt/fsepv<x>client64/share/man:$MANPATH ; export MANPATH
$ PGLOCALEDIR=/opt/fsepv<x>client64/share/locale ; export PGLOCALEDIR
$ LD_LIBRARY_PATH=/opt/fsepv<x>client64/lib:$LD_LIBRARY_PATH ; export LD_LIBRARY_PATH
```

# Index

---

|  |     |
|--|-----|
| [C]  |     |
| Check the disk capacity.....                             | 4   |
| Configuring Environment Variables.....                   | 7   |
| [D]  |     |
| Disk Space Required for Installation.....                | 3   |
| [E]  |     |
| Excluded Software.....                                   | 3   |
| [F]  |     |
| Features that can be Installed.....                      | 1   |
| [H]  |     |
| Hardware Environment.....                                | 3   |
| [I]  |     |
| Installation and Uninstallation of the Linux Client..... | 2   |
| Installation Types.....                                  | 1   |
| [L]  |     |
| LD_LIBRARY_PATH environment variable.....                | 7   |
| [M]  |     |
| MANPATH environment variable.....                        | 7   |
| Multi-Version Installation.....                          | 1   |
| [N]  |     |
| New Installation.....                                    | 1   |
| [O]  |     |
| Operating Environment.....                               | 2   |
| [P]  |     |
| PATH environment variable.....                           | 7   |
| PGLOCALEDIR environment variable.....                    | 7   |
| Pre-installation Tasks.....                              | 4   |
| [R]  |     |
| Reinstallation.....                                      | 1   |
| Related Software.....                                    | 3   |
| Required Operating System.....                           | 2   |
| Required Patches.....                                    | 3   |
| [S]  |     |
| Setup.....   | 7   |
| Supported System Environment.....                        | 3   |
| [T]  |     |
| TCP/IP protocol.....                                     | 3   |
| [U]  |     |
| Uninstallation.....                                      | 1,6 |
| Uninstallation in Interactive Mode.....                  | 6   |

# FUJITSU Enterprise Postgres 13 on IBM LinuxONE™



## Installation and Setup Guide for Server Assistant

# Preface

---

## Purpose of this document

This document describes how to install and uninstall the FUJITSU Enterprise Postgres Server Assistant.

## Intended readers

This document is intended for those who install and operate FUJITSU Enterprise Postgres.

Readers of this document are assumed to have general knowledge of:

- PostgreSQL
- SQL
- Linux

## Structure of this document

This document is structured as follows:

### [Chapter 1 Overview of Installation](#)

Describes the features that can be installed, and provides an overview of installation methods

### [Chapter 2 Installation and Uninstallation of the Linux Server Assistant](#)

Describes how to install and uninstall the Linux Server Assistant

### [Chapter 3 Setup of the Server Assistant](#)

Describes the setup to be performed after installation

### [Appendix A Estimating Memory Requirements](#)

Describes the formulas for estimating memory requirements

### [Appendix B Procedure when Modifying the JRE Installation](#)

Describes the procedure to follow when modifying the JRE installation.

## Export restrictions

Exportation/release of this document may require necessary procedures in accordance with the regulations of your resident country and/or US export control laws.

## Issue date and version

|                         |
|-------------------------|
| Edition 1.0: April 2021 |
|-------------------------|

## Copyright

Copyright 2019-2021 FUJITSU LIMITED

# Contents

---

|  |    |
|--|----|
| Chapter 1 Overview of Installation.....                                      | 1  |
| 1.1 Features that can be Installed.....                                      | 1  |
| 1.2 Installation Types.....  | 1  |
| 1.2.1 New Installation.....  | 1  |
| 1.2.2 Reinstallation.....  | 1  |
| 1.2.3 Multi-Version Installation.....  | 1  |
| 1.3 Uninstallation.....  | 1  |
| Chapter 2 Installation and Uninstallation of the Linux Server Assistant..... | 2  |
| 2.1 Operating Environment.....   | 2  |
| 2.1.1 Required Operating System.....   | 2  |
| 2.1.2 Related Software.....  | 2  |
| 2.1.3 Excluded Software.....   | 3  |
| 2.1.4 Required Patches.....  | 3  |
| 2.1.5 Hardware Environment.....  | 3  |
| 2.1.6 Disk Space Required for Installation.....                              | 3  |
| 2.1.7 Supported System Environment.....                                      | 3  |
| 2.2 Installation.....  | 3  |
| 2.2.1 Pre-installation Tasks.....  | 3  |
| 2.2.2 Run Installation.....  | 4  |
| 2.3 Uninstallation.....  | 6  |
| 2.3.1 Run Uninstallation.....  | 6  |
| Chapter 3 Setup of the Server Assistant.....                                 | 7  |
| Appendix A Estimating Memory Requirements.....                               | 8  |
| A.1 Server Assistant Memory Requirements.....                                | 8  |
| Appendix B Procedure when Modifying the JRE Installation.....                | 9  |
| Index.....   | 10 |

# Chapter 1 Overview of Installation

This chapter provides an overview of FUJITSU Enterprise Postgres Server Assistant installation and uninstallation.

## 1.1 Features that can be Installed

---

The Server Assistant can be installed.

The Server Assistant is provided as a Server Assistant package, which is installed on a different server (referred to as the arbitration server) to that of the database server.

## 1.2 Installation Types

---

The following installation types are available for FUJITSU Enterprise Postgres:

- New installation
- Reinstallation
- Multi-version installation

### 1.2.1 New Installation

---

In initial installation, the FUJITSU Enterprise Postgres Server Assistant is installed for the first time.

### 1.2.2 Reinstallation

---

Perform reinstallation to repair installed program files that have become unusable for any reason.

### 1.2.3 Multi-Version Installation

---

FUJITSU Enterprise Postgres products can be installed on the same server if the product version (indicated by "x" in "x SPz") is different from that of any version of the product that is already installed.

## 1.3 Uninstallation

---

Uninstallation removes the system files of the installed FUJITSU Enterprise Postgres Server Assistant.



# Chapter 2 Installation and Uninstallation of the Linux Server Assistant

This chapter explains how to install and uninstall the Linux Server Assistant.

## 2.1 Operating Environment

This section describes the operating environment required in order to use the Linux Server Assistant.

### 2.1.1 Required Operating System

One of the following operating systems is required in order to use the Linux Server Assistant. Check and use minor version, which is certified and currently supported by Red Hat or SUSE for the target IBM z / Linux One hardware.

- RHEL8.2 or later minor version
- SLES 12 SP5

#### Information

- The following packages are required for operations on RHEL8.

| Package name       | Remarks  |
|--------------------|--|
| glibc              | -  |
| libgcc             | -  |
| libstdc++          | -  |
| ncurses-libs       | -  |
| nss-softokn-freebl | -  |
| xz-libs            | -  |
| zlib               | -  |
| java-1.8.0-openjdk | Use build 1.8.0_222-b10 or later for s390x architecture. |

- The following packages are required for operations on SLES 12.

| Package name       | Remarks  |
|--------------------|--|
| glibc              | -  |
| libgcc             | -  |
| libstdc++          | -  |
| ncurses-libs       | -  |
| nss-softokn-freebl | -  |
| xz-libs            | -  |
| zlib               | -  |
| java-1.8.0-openjdk | Use build 1.8.0_181-b13 or later for s390x architecture. |

### 2.1.2 Related Software

No other software is required in order to use FUJITSU Enterprise Postgres.

The following table lists servers that can be connected to the Linux Server Assistant.

Table 2.1 Connectable servers

| OS    | Software name  |
|-------|--|
| Linux | FUJITSU Software Enterprise Postgres Advanced Edition 13 |

### 2.1.3 Excluded Software

---

There is no excluded software.

### 2.1.4 Required Patches

---

There are no required patches.

### 2.1.5 Hardware Environment

---

The following hardware is required in order to use the Linux Server Assistant:

#### Memory

At least 150 MB of memory is required.

#### Mandatory hardware

None.

### 2.1.6 Disk Space Required for Installation

---

The following table lists the disk space requirements of the corresponding directories for new installation of the Linux Server Assistant. If necessary, increase the size of the file system.

Table 2.2 Disk space required for installation

| Directory                        | Required disk space<br>Unit: MB |
|----------------------------------|---------------------------------|
| /etc                             | 1                               |
| <i>serverAssistantInstallDir</i> | 2                               |

### 2.1.7 Supported System Environment

---

This section describes the supported system environment.

#### TCP/IP Protocol

FUJITSU Enterprise Postgres supports version 4 and 6 (IPv4 and IPv6) of TCP/IP protocols.



#### Note

Do not use link-local addresses if TCP/IP protocol version 6 addresses are used.

## 2.2 Installation

---

This section describes how to install the Linux Server Assistant.

### 2.2.1 Pre-installation Tasks

---

Check the following system environment before installing the Linux Server Assistant.

## Check the disk space

Ensure that there is sufficient disk space to install the Linux Server Assistant.

Refer to "[2.1.6 Disk Space Required for Installation](#)" for information on disk space requirements.

If sufficient free disk space is unavailable, reconfigure disk partitions.

## Set JAVA\_HOME

Ensure that Open JRE 8 is installed, and export the JAVA\_HOME environment variable.

```
#export JAVA_HOME="OpenJre8InstallDir"
```

Refer to "[Appendix B Procedure when Modifying the JRE Installation](#)" for information on modifying JRE after installation.

## 2.2.2 Run Installation

---

The installation procedure is described below.



The following characters can be used as input values:

Alphanumeric characters, hyphens and forward slashes

### 1. Stop the program

If the installation method is the following, the program must be stopped:

- Reinstallation

Before starting the installation, stop the following:

- Mirroring Controller arbitration process

Execute the mc\_arb command in stop mode to stop the Mirroring Controller arbitration process.

Example

```
$ mc_arb stop -M /mcarb_dir/arbitr1
```

### 2. Change to the superuser

Run the following command to switch to the superuser on the system.

```
$ su -  
Password:*****
```

### 3. Mount the DVD drive

Insert the Server Assistant program DVD into the DVD drive, and then execute the following command:

Example

```
# mount -t iso9660 -r -o loop /dev/dvd /media/dvd
```

Here /dev/dvd is the device name for the DVD drive (which may vary depending on your environment), and /media/dvd is the mount point (which may need to be created before calling the command).

## Note

If the DVD was mounted automatically using the automatic mount daemon (autofs), "noexec" is set as the mount option, so the installer may fail to start. In this case, use the mount command to remount the DVD correctly, and then run the installation. Note that the mount options of a mounted DVD can be checked by executing the mount command without any arguments.

## 4. Run the installation

Install the following packages (rpm) with the rpm command.

| Feature Name     | Operating System | Package (Path)                                       |
|------------------|------------------|--|
| Server Assistant | RHEL8            | ARBITER/Linux/packages/r80s390x/FJSVfsep-ARB-*rpm    |
|                  | SLES 12          | ARBITER/Linux/packages/SUSE12s390x/FJSVfsep-ARB-*rpm |

\*is the version, OS, etc.

### Example

In the following example, /media/dvd is the name of the mount point where the DVD is mounted.

Below is an example of new installation on RHEL8.

```
# cd /media/dvd/ARBITER/Linux/packages/r80s390x
# rpm -ivh FJSVfsep-ARB-13-1300-0.e18.s390x.rpm
```

Below is an example of new installation on SLES 12.

```
# cd /media/dvd/ARBITER/Linux/packages/SUSE12s390x
# rpm -ivh FJSVfsep-ARB-13-1300-0.s390x.rpm
```

Below is an example of reinstallation on RHEL8.

```
# cd /media/dvd/ARBITER/Linux/packages/r80s390x
# rpm -ivh --replacepks FJSVfsep-ARB-13-1300-0.e18.s390x.rpm
```

Below is an example of reinstallation on SLES12.

```
# cd /media/dvd/ARBITER/Linux/packages/SUSE12s390x
# rpm -ivh --replacepks FJSVfsep-ARB-13-1300-0.s390x.rpm
```

## Note

If you perform reinstallation, and an installation prefix (in the --prefix option of the rpm command) was used for the new installation, you must use the same prefix.

## 5. Set the installation environment

Use the mc\_update\_jre\_env command to set the installation environment to be used by the Server Assistant.

### Example

```
# /opt/fsep<x>assistant/bin/mc_update_jre_env
```

## 2.3 Uninstallation

---

This section describes how to uninstall the Linux Server Assistant.



Before uninstalling the product, close the product program.

### 2.3.1 Run Uninstallation

---

The uninstallation procedure is described below.

#### 1. Stop the program

Before starting the uninstallation, stop the following:

- Mirroring Controller arbitration process

Execute the `mc_arb` command in stop mode to stop the Mirroring Controller arbitration process.

Example

```
$ mc_arb stop -M /mcarb_dir/arbiter1
```

#### 2. Change to the superuser

Run the following command to switch to the superuser on the system.

```
$ su -  
Password:*****
```

#### 3. Verifying Installation Features

Verify that the feature to be removed is installed by executing the following command.

| Feature Name     | Package Name     |
|------------------|------------------|
| Server Assistant | FJSVfsep-ARB-<x> |

\* Where *x* is a number indicating the version.

Example

```
# rpm -qi FJSVfsep-ARB-13
```

#### 4. Run the uninstallation

Run the following command.

```
# rpm -e FJSVfsep-ARB-13
```

The installation directory may remain after uninstallation. If it is not required, delete it.

## Chapter 3 Setup of the Server Assistant

The Server Assistant is a feature that is installed and used on the arbitration server, so its setup is performed as the arbitration server setup.



See

.....  
Refer to "Setting Up Database Multiplexing Mode" in the Cluster Operation Guide (Database Multiplexing) for information on setting up and operating the Mirroring Controller arbitration server.  
.....

# Appendix A Estimating Memory Requirements

This appendix explains how to estimate the memory.

## A.1 Server Assistant Memory Requirements

This section describes the formula for estimating memory requirements for the Server Assistant.

Use the following formula to obtain a rough estimate of memory requirements:

```
Memory usage of the Server Assistant
      = Peak memory usage of the Mirroring Controller arbitration processes
      + Peak memory usage of the Mirroring Controller commands

Peak memory usage of the Mirroring Controller arbitration processes=100 MB

Peak memory usage of the Mirroring Controller commands=50 MB * Number of commands executed
simultaneously
```

## Appendix B Procedure when Modifying the JRE Installation

This appendix describes the procedure to follow when modifying the JRE installation.

Therefore, when updating or reinstalling JRE, it is necessary to restart the Mirroring Controller arbitration process, therefore follow the procedure below to modify the JRE installation:

1. Stop the Mirroring Controller arbitration process.

Refer to the Cluster Operation Guide (Database Multiplexing) for details.

2. Modify the JRE installation.

3. Change the installation environment to be used by Mirroring Controller.

Set the JAVA\_HOME environment variable to the installation destination of new JRE 8, and use the mc\_update\_jre\_env command to change the installation environment to be used by the Server Assistant.

This procedure must be executed by the superuser.

### Example

/opt/fsepv<x>assistant/bin is the installation directory where the Server Assistant is installed.

```
$ su -  
Password:*****  
# export JAVA_HOME="OpenJre8InstallDir "  
# /opt/fsepv<x>assistant/bin/mc_update_jre_env
```

4. Start the Mirroring Controller arbitration process.

Refer to the Cluster Operation Guide (Database Multiplexing) for details.



# Index

---

|   |     |
|---|-----|
| [C]   |     |
| Check the disk space.....   | 4   |
| [D]   |     |
| Disk Space Required for Installation.....                         | 3   |
| [E]   |     |
| Estimating Memory Requirements.....                               | 8   |
| Excluded Software.....  | 3   |
| [F]   |     |
| Features that can be Installed.....                               | 1   |
| [H]   |     |
| Hardware Environment.....   | 3   |
| [I]   |     |
| Installation and Uninstallation of the Linux Server Assistant.... | 2   |
| Installation in Interactive Mode.....                             | 4   |
| Installation Types.....   | 1   |
| [M]   |     |
| Multi-Version Installation.....                                   | 1   |
| [N]   |     |
| New Installation.....   | 1   |
| [O]   |     |
| Operating Environment.....  | 2   |
| [P]   |     |
| Pre-installation Tasks.....                                       | 3   |
| Procedure when Modifying the JRE Installation.....                | 9   |
| [R]   |     |
| Reinstallation.....   | 1   |
| Related Software.....   | 2   |
| Required Operating System.....                                    | 2   |
| Required Patches.....   | 3   |
| [S]   |     |
| Server Assistant Memory Requirements.....                         | 8   |
| Setup of the Server Assistant.....                                | 7   |
| Supported System Environment.....                                 | 3   |
| [T]   |     |
| TCP/IP Protocol.....  | 3   |
| [U]   |     |
| Uninstallation.....   | 1,6 |
| Uninstallation in Interactive Mode.....                           | 6   |

# FUJITSU Enterprise Postgres 13 on IBM LinuxONE™



## DevSecOps

[Application Development Guide >](#)

[Operation Guide >](#)

[Security Operation Guide >](#)

[Cluster Operation Guide >](#)

[Connection Manager User's Guide >](#)

# FUJITSU Enterprise Postgres 13 on IBM LinuxONE™



## Application Development Guide

# Preface

---

## Purpose of this document

This is a guide for the developers of FUJITSU Enterprise Postgres applications.

## Intended readers

This document is intended for developers of applications that use FUJITSU Enterprise Postgres. Of the interfaces provided by FUJITSU Enterprise Postgres, this guide describes the PostgreSQL extended interface.

Readers of this document are also assumed to have general knowledge of:

- PostgreSQL
- SQL
- Linux

## Structure of this document

This document is structured as follows:

### [Chapter 1 Overview of the Application Development Function](#)

Provides an overview of FUJITSU Enterprise Postgres application development.

### [Chapter 2 JDBC Driver](#)

Explains how to use JDBC drivers.

### [Chapter 3 ODBC Driver](#)

Explains how to use ODBC drivers.

### [Chapter 4 C Library \(libpq\)](#)

Explains how to use C applications.

### [Chapter 5 Embedded SQL in C](#)

Explains how to use embedded SQL in C.

### [Chapter 6 SQL References](#)

Explains the SQL statements which were extended in FUJITSU Enterprise Postgres development.

### [Chapter 7 Compatibility with Oracle Databases](#)

Explains features that are compatible with Oracle databases.

### [Chapter 8 Application Connection Switch Feature](#)

Explains the application connection switch feature.

### [Chapter 9 Performance Tuning](#)

Explains how to tune application performance.

### [Chapter 10 Scan Using a Vertical Clustered Index \(VCI\)](#)

Explains how to perform scan using a Vertical Clustered Index (VCI).

### [Appendix A Precautions when Developing Applications](#)

Provides some points to note about application development.

### [Appendix B Conversion Procedures Required due to Differences from Oracle Database](#)

Explains how to convert from an Oracle database to FUJITSU Enterprise Postgres, within the scope noted in "Compatibility with Oracle Databases" from the following perspectives.

### [Appendix C Tables Used by the Features Compatible with Oracle Databases](#)

Explains the tables used by the features compatible with Oracle databases.

### [Appendix D Quantitative Limits](#)

This appendix explains limitations.

### [Appendix E Reference](#)

Provides a reference for each interface.

## **Export restrictions**

Exportation/release of this document may require necessary procedures in accordance with the regulations of your resident country and/or US export control laws.

## **Issue date and version**

|                         |
|-------------------------|
| Edition 1.0: April 2021 |
|-------------------------|

## **Copyright**

Copyright 2019-2021 FUJITSU LIMITED

# Contents

---

|  |    |
|--|----|
| Chapter 1 Overview of the Application Development Function.....                            | 1  |
| 1.1 Support for National Characters.....   | 2  |
| 1.1.1 Literal.....   | 2  |
| 1.1.2 Data Type.....   | 2  |
| 1.1.3 Functions and Operator.....  | 3  |
| 1.2 Compatibility with Oracle Database.....  | 3  |
| 1.3 Application Connection Switch Feature.....   | 3  |
| 1.3.1 Integration with Database Multiplexing.....  | 3  |
| 1.4 Notes on Application Compatibility.....  | 4  |
| 1.4.1 Checking Execution Results.....  | 4  |
| 1.4.2 Referencing System Catalogs.....   | 4  |
| 1.4.3 Using Functions.....   | 5  |
| Chapter 2 JDBC Driver.....   | 6  |
| 2.1 Development Environment.....   | 6  |
| 2.1.1 Combining with JDK or JRE.....   | 6  |
| 2.2 Setup.....   | 6  |
| 2.2.1 Environment Settings.....  | 6  |
| 2.2.2 Message Language and Encoding System Used by Applications Settings.....              | 6  |
| 2.2.3 Settings for Encrypting Communication Data.....                                      | 7  |
| 2.3 Connecting to the Database.....  | 7  |
| 2.3.1 Using the DriverManager Class.....   | 8  |
| 2.3.2 Using the PGConnectionPoolDataSource Class.....                                      | 9  |
| 2.3.3 Using the PGXADataSource Class.....  | 9  |
| 2.4 Application Development.....   | 10 |
| 2.4.1 Relationship between the Application Data Types and Database Data Types.....         | 10 |
| 2.4.2 Statement Caching Feature.....   | 12 |
| 2.4.3 Creating Applications while in Database Multiplexing Mode.....                       | 12 |
| 2.4.3.1 Errors when an Application Connection Switch Occurs and Corresponding Actions..... | 12 |
| Chapter 3 ODBC Driver.....   | 13 |
| 3.1 Development Environment.....   | 13 |
| 3.2 Setup.....   | 13 |
| 3.2.1 Registering ODBC Drivers.....  | 13 |
| 3.2.2 Registering ODBC Data Sources.....   | 15 |
| 3.2.3 Message Language and Encoding System Used by Applications Settings.....              | 17 |
| 3.3 Connecting to the Database.....  | 18 |
| 3.4 Application Development.....   | 18 |
| 3.4.1 Compiling Applications.....  | 18 |
| 3.4.2 Creating Applications While in Database Multiplexing Mode.....                       | 18 |
| 3.4.2.1 Errors when an Application Connection Switch Occurs and Corresponding Actions..... | 19 |
| Chapter 4 C Library (libpq).....   | 20 |
| 4.1 Development Environment.....   | 20 |
| 4.2 Setup.....   | 20 |
| 4.2.1 Environment Settings.....  | 20 |
| 4.2.2 Message Language and Encoding System Used by Applications Settings.....              | 20 |
| 4.2.3 Settings for Encrypting Communication Data.....                                      | 21 |
| 4.3 Connecting with the Database.....  | 22 |
| 4.4 Application Development.....   | 22 |
| 4.4.1 Compiling Applications.....  | 22 |
| 4.4.2 Creating Applications while in Database Multiplexing Mode.....                       | 22 |
| 4.4.2.1 Errors when an Application Connection Switch Occurs and Corresponding Actions..... | 23 |
| Chapter 5 Embedded SQL in C.....   | 24 |
| 5.1 Development Environment.....   | 24 |

|  |    |
|--|----|
| 5.2 Setup.....   | 24 |
| 5.2.1 Environment Settings.....  | 24 |
| 5.2.2 Message Language and Encoding System Used by Applications Settings.....              | 24 |
| 5.2.3 Settings for Encrypting Communication Data.....                                      | 24 |
| 5.3 Connecting with the Database.....  | 24 |
| 5.4 Application Development.....   | 26 |
| 5.4.1 Support for National Character Data Types.....                                       | 27 |
| 5.4.2 Compiling Applications.....  | 27 |
| 5.4.3 Bulk INSERT.....   | 28 |
| 5.4.4 DECLARE STATEMENT.....   | 32 |
| 5.4.5 Creating Applications while in Database Multiplexing Mode.....                       | 33 |
| 5.4.5.1 Errors when an Application Connection Switch Occurs and Corresponding Actions..... | 33 |
| 5.4.6 Notes.....   | 34 |
| Chapter 6 SQL References.....  | 35 |
| 6.1 Expanded Trigger Definition Feature.....   | 35 |
| 6.1.1 CREATE TRIGGER.....  | 35 |
| Chapter 7 Compatibility with Oracle Databases.....   | 37 |
| 7.1 Overview.....  | 37 |
| 7.2 Precautions when Using the Features Compatible with Oracle Databases.....              | 37 |
| 7.2.1 Notes on SUBSTR.....   | 37 |
| 7.2.2 Notes when Integrating with the Interface for Application Development.....           | 38 |
| 7.3 Queries.....   | 38 |
| 7.3.1 Outer Join Operator (+).....   | 38 |
| 7.3.2 DUAL Table.....  | 40 |
| 7.4 SQL Function Reference.....  | 40 |
| 7.4.1 DECODE.....  | 41 |
| 7.4.2 SUBSTR.....  | 42 |
| 7.4.3 NVL.....   | 44 |
| 7.5 Package Reference.....   | 44 |
| 7.5.1 DBMS_SQL.....  | 45 |
| 7.5.1.1 Description.....   | 47 |
| 7.5.1.2 Example.....   | 50 |
| Chapter 8 Application Connection Switch Feature.....                                       | 53 |
| 8.1 Connection Information for the Application Connection Switch Feature.....              | 53 |
| 8.2 Using the Application Connection Switch Feature.....                                   | 54 |
| 8.2.1 Using the JDBC Driver.....   | 54 |
| 8.2.2 Using the ODBC Driver.....   | 55 |
| 8.2.3 Using a Connection Service File.....   | 57 |
| 8.2.4 Using the C Library (libpq).....   | 58 |
| 8.2.5 Using Embedded SQL.....  | 59 |
| 8.2.6 Using the psql Command.....  | 61 |
| Chapter 9 Performance Tuning.....  | 63 |
| 9.1 Enhanced Query Plan Stability.....   | 63 |
| 9.1.1 Optimizer Hints.....   | 63 |
| 9.1.2 Locked Statistics.....   | 65 |
| Chapter 10 Scan Using a Vertical Clustered Index (VCI).....                                | 69 |
| 10.1 Operating Conditions.....   | 69 |
| 10.2 Usage.....  | 70 |
| 10.2.1 Designing.....  | 70 |
| 10.2.2 Checking.....   | 71 |
| 10.2.3 Evaluating.....   | 72 |
| 10.3 Usage Notes.....  | 72 |
| Appendix A Precautions when Developing Applications.....                                   | 75 |



|   |            |
|---|------------|
| A.1 Precautions when Using Functions and Operators.....   | 75         |
| A.1.1 General rules of Functions and Operators.....   | 75         |
| A.1.2 Errors when Developing Applications that Use Functions and/or Operators.....  | 75         |
| A.2 Notes when Using Temporary Tables.....  | 76         |
| A.3 Implicit Data Type Conversions.....   | 76         |
| A.3.1 Function Argument.....  | 78         |
| A.3.2 Operators.....  | 78         |
| A.3.3 Storing Values.....   | 79         |
| A.4 Notes on Using Index.....   | 79         |
| A.4.1 SP-GiST Index.....  | 79         |
| A.5 Notes on Using Multibyte Characters in Definition Names.....  | 79         |
| <b>Appendix B Conversion Procedures Required due to Differences from Oracle Database.....</b>                                 | <b>81</b>  |
| B.1 Outer Join Operator (Perform Outer Join).....   | 81         |
| B.1.1 Comparing with the ^= Comparison Operator.....  | 81         |
| B.2 DECODE (Compare Values and Return Corresponding Results).....   | 82         |
| B.2.1 Comparing Numeric Data of Character String Types and Numeric Characters.....  | 82         |
| B.2.2 Obtaining Comparison Result from more than 50 Conditional Expressions.....  | 82         |
| B.2.3 Obtaining Comparison Result from Values with Different Data Types.....  | 83         |
| B.3 SUBSTR (Extract a String of the Specified Length from Another String).....  | 84         |
| B.3.1 Specifying a Value Expression with a Data Type Different from the One that can be Specified for Function Arguments..... | 84         |
| B.3.2 Extracting a String with the Specified Format from a Datetime Type Value.....   | 85         |
| B.3.3 Concatenating a String Value with a NULL value.....   | 85         |
| B.4 NVL (Replace NULL).....   | 86         |
| B.4.1 Obtaining Result from Arguments with Different Data Types.....  | 86         |
| B.4.2 Operating on Datetime/Numeric, Including Adding Number of Days to a Particular Day.....                                 | 87         |
| B.4.3 Calculating INTERVAL Values, Including Adding Periods to a Date.....  | 87         |
| B.5 DBMS_OUTPUT (Output Messages).....  | 88         |
| B.5.1 Outputting Messages Such As Process Progress Status.....  | 88         |
| B.5.2 Receiving a Return Value from a Procedure (PL/SQL) Block (For GET_LINES).....   | 90         |
| B.5.3 Receiving a Return Value from a Procedure (PL/SQL) Block (For GET_LINE).....  | 92         |
| B.6 UTL_FILE (Perform File Operation).....  | 93         |
| B.6.1 Registering a Directory to Load and Write Text Files.....   | 93         |
| B.6.2 Checking File Information.....  | 94         |
| B.6.3 Copying Files.....  | 98         |
| B.6.4 Moving/Renaming Files.....  | 99         |
| B.7 DBMS_SQL (Execute Dynamic SQL).....   | 100        |
| B.7.1 Searching Using a Cursor.....   | 100        |
| <b>Appendix C Tables Used by the Features Compatible with Oracle Databases.....</b>   | <b>105</b> |
| C.1 UTL_FILE.UTL_FILE_DIR.....  | 105        |
| <b>Appendix D Quantitative Limits.....</b>  | <b>106</b> |
| <b>Appendix E Reference.....</b>  | <b>111</b> |
| E.1 JDBC Driver.....  | 111        |
| E.2 ODBC Driver.....  | 111        |
| E.2.1 List of Supported APIs.....   | 111        |
| E.3 C Library (libpq).....  | 114        |
| E.4 Embedded SQL in C.....  | 114        |
| <b>Index.....</b>   | <b>115</b> |



# Chapter 1 Overview of the Application Development Function

The interface for application development provided by FUJITSU Enterprise Postgres is perfectly compatible with PostgreSQL.

Along with the PostgreSQL interface, FUJITSU Enterprise Postgres also provides the following extended interfaces:

- Support for National Characters

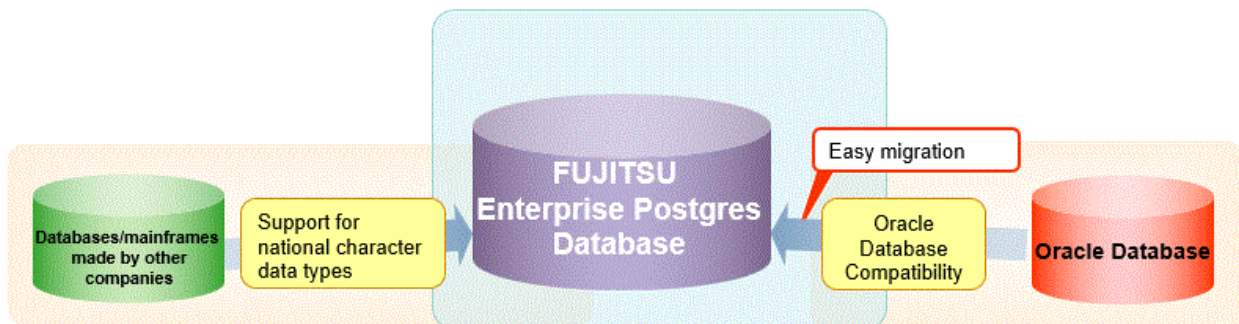
In order to secure portability from mainframes and databases of other companies, FUJITSU Enterprise Postgres provides data types that support national characters. The national characters are usable from the client application languages.

Refer to "[1.1 Support for National Characters](#)" for details.

- Compatibility with Oracle Databases

Compatibility with Oracle databases is offered. Use of the compatible features means that the revisions to existing applications can be isolated, and migration to open interfaces is made simpler.

Refer to "[1.2 Compatibility with Oracle Database](#)" for details.



- Application connection switch feature

The application connection switch feature is provided to enable automatic connection to the target server when there are multiple servers with redundant configurations.

Refer to "[1.3 Application Connection Switch Feature](#)" for details.

- Performance tuning

The following features are provided to control SQL statement query plans:

- Optimizer hints
- Locked statistics

Refer to "[9.1 Enhanced Query Plan Stability](#)" for details.

- Scanning using a Vertical Clustered Index (VCI)

Scans becomes faster during aggregation of many rows by providing the features below:

- Vertical clustered index (VCI)
- In-memory data

Refer to "[Chapter 10 Scan Using a Vertical Clustered Index \(VCI\)](#)" for details.

# 1.1 Support for National Characters

---

NCHAR type is provided as the data type to deal with national characters.

## Point

---

- NCHAR can only be used when the character set of the database is UTF-8.
  - NCHAR can be used in the places where CHAR can be used (function arguments, etc.).
  - For applications handling NCHAR type data in the database, the data format is the same as CHAR type. Therefore, applications handling data in NCHAR type columns can also be used to handle data stored in CHAR type columns.
- 

## Note

---

Note the following in order to cast NCHAR type data as CHAR type.

- When comparing NCHAR type data where the length differs, ASCII spaces are used to fill in the length of the shorter NCHAR type data so that it can be processed as CHAR type data.
  - Depending on the character set, the data size may increase by between 1.5 and 2 times.
- 

## 1.1.1 Literal

---

Syntax

```
{ N | n } '[national character [ ... ] ]'
```

General rules

National character string literals consist of an 'N' or 'n', and the national character is enclosed in single quotation marks ('). Example:  
N'ABCDEF'

The data type is national character string type.

## 1.1.2 Data Type

---

Syntax

```
{ NATIONAL CHARACTER | NATIONAL CHAR | NCHAR } [ VARYING ] [(length) ]
```

The data type of the NCHAR type column is as follows:

| Data type specification format         | Explanation  |
|--|--|
| NATIONAL CHARACTER( <i>n</i> )         | National character string with a fixed length of <i>n</i> characters                   |
| NATIONAL CHAR( <i>n</i> )              | This will be the same as (1) if ( <i>n</i> ) is omitted.                               |
| NCHAR( <i>n</i> )                      | <i>n</i> is a whole number larger than 0.  |
| NATIONAL CHARACTER VARYING( <i>n</i> ) | National character string with a variable length with a maximum of <i>n</i> characters |
| NATIONAL CHAR VARYING( <i>n</i> )      | Any length of national character string can be accepted when this is omitted.          |
| NCHAR VARYING( <i>n</i> )              |  |

| Data type specification format | Explanation                               |
|--------------------------------|---|
|                                | <i>n</i> is a whole number larger than 0. |

### General rules

NCHAR is the national character string type data type. The length is the number of characters.

The length of the national character string type is as follows:

- When VARYING is not specified, the length of national character strings is fixed and will be the specified length.
- When VARYING is specified, the length of national character strings will be variable.  
In this case, the lower limit will be 0 and the upper limit will be the value specified for length.
- NATIONAL CHARACTER, NATIONAL CHAR, and NCHAR each have the same meaning.

When the national character string to be stored is shorter than the declared upper limit, the NCHAR value is filled with spaces, whereas NCHAR VARYING is stored as is.

The upper limit for character storage is approximately 1GB.

## 1.1.3 Functions and Operator

---

### Comparison operator

When a NCHAR type or NCHAR VARYING type is specified in a comparison operator, comparison is only possible between NCHAR types or NCHAR VARYING types.

### String functions and operators

All of the string functions and operators that can be specified by a CHAR type can also be specified by a NCHAR type. The behavior of these string functions and operators is also the same as with CHAR type.

### Pattern matching (LIKE, SIMILAR TO regular expression, POSIX regular expression)

The patterns specified when pattern matching with NCHAR types and NCHAR VARYING types specify the percent sign (%) and the underline (\_).

The underline (\_) means a match with one national character. The percent sign (%) means a match with any number of national characters 0 or over.

## 1.2 Compatibility with Oracle Database

---

The following features have been extended in order to enhance compatibility with Oracle databases:

- Query (external join operator (+), DUAL table)
- Function (DECODE, SUBSTR, NVL)
- Built-in package (DBMS\_OUTPUT, UTL\_FILE, DBMS\_SQL)

Refer to "[Chapter 7 Compatibility with Oracle Databases](#)" for information on the features compatible with Oracle databases.

## 1.3 Application Connection Switch Feature

---

The application connection switch feature enables automatic connection to the target server when there are multiple servers with redundant configurations.

Refer to "[Chapter 8 Application Connection Switch Feature](#)" for information on the application connection switch feature.

### 1.3.1 Integration with Database Multiplexing

---

The application connection switch feature is provided to enable automatic connection to the appropriate server when there are multiple servers with redundant configurations.



See

Refer to the Cluster Operation Guide (Database Multiplexing) for information on database multiplexing.

## 1.4 Notes on Application Compatibility

FUJITSU Enterprise Postgres upgrades contain feature improvements and enhancements that may affect the applications.

Accordingly, note the points below when developing applications, to ensure compatibility after upgrade.

- Checking execution results
- Referencing system catalogs
- Using functions

### 1.4.1 Checking Execution Results

Refer to SQLSTATE output in messages to check the SQL statements used in applications and the execution results of commands used during development.



See

Refer to Messages for information on the message content and number.

Refer to "PostgreSQL Error Codes" under "Appendixes" in the PostgreSQL Documentation for information on SQLSTATE.

### 1.4.2 Referencing System Catalogs

System catalogs can be used to obtain information about the FUJITSU Enterprise Postgres system and database objects.

However, system catalogs may change when the FUJITSU Enterprise Postgres version is upgraded. Also, there are many system catalogs that return information that is inherent to FUJITSU Enterprise Postgres.

Accordingly, reference the information schema defined in standard SQL (`information_schema`) wherever possible. Note also that queries specifying "\*" in the selection list must be avoided to prevent columns being added.



See

Refer to "The Information Schema" under "Client Interfaces" in the PostgreSQL Documentation for details.

The system catalog must be referenced to obtain information not found in the information schema. Instead of directly referencing the system catalog in the application, define a view for that purpose. Note, however, that when defining the view, the column name must be clearly specified after the view name.

An example of defining and using a view is shown below.



Example

```
CREATE VIEW my_tablespace_view(spcname) AS SELECT spcname FROM pg_tablespace;  
SELECT * FROM my_tablespace_view V1, pg_tables T1 WHERE V1.spcname = T1.tablespace;
```

If changes are made to a system catalog, the user will be able to take action by simply making changes to the view, without the need to make changes to the application.

The following shows an example of taking action by redefining a view as if no changes were made.

The `pg_tablespace` system catalog is redefined in response to the column name being changed from `spcname` to `spacename`.

 **Example**

```
DROP VIEW my_tablespace_view;  
CREATE VIEW my_tablespace_view(spcname) AS SELECT spcename FROM pg_tablespace;
```

### 1.4.3 Using Functions

The default functions provided with FUJITSU Enterprise Postgres enable a variety of operations and manipulations to be performed, and information to be obtained, using SQL statements.

However, it is possible that internal FUJITSU Enterprise Postgres functions, such as those relating to statistical information or for obtaining system-related information, may change as FUJITSU Enterprise Postgres versions are upgraded.

Accordingly, when using these functions, define them as new functions and then use the newly-defined functions in the applications.

An example of defining and using a function is shown below.

 **Example**

```
CREATE FUNCTION my_func(releid regclass) RETURNS bigint LANGUAGE SQL AS 'SELECT  
pg_relation_size(releid)';  
SELECT my_func(2619);
```

If changes are made to a function, the user will be able to take action by simply redefining the function, without the need to make changes to the application.

The following shows an example of taking action by redefining a function as if no changes were made.

The `pg_relation_size` function is redefined after arguments are added.

 **Example**

```
DROP FUNCTION my_func(regclass);  
CREATE FUNCTION my_func(releid regclass) RETURNS bigint LANGUAGE SQL AS 'SELECT pg_relation_size(releid,  
$$main$$)';
```

# Chapter 2 JDBC Driver

This section describes how to use JDBC drivers.

## 2.1 Development Environment

This section describes application development using JDBC drivers and the runtime environment.

### 2.1.1 Combining with JDK or JRE

Refer to Installation and Setup Guide for Client for information on combining with JDK or JRE where JDBC drivers can operate.

## 2.2 Setup

This section describes the environment settings required to use JDBC drivers and how to encrypt communication data.

### 2.2.1 Environment Settings

Configuration of the CLASSPATH environment variable is required as part of the runtime environment for JDBC drivers.

The name of the JDBC driver file is as follows:

- If using JDK 7 or JRE 7

```
postgresql-jdbc41.jar
```

- If using JDK 8, JRE 8, JDK 11 or JRE 11

```
postgresql-jdbc42.jar
```

The examples below show how to set the CLASSPATH environment variable if JDK 7 or JRE 7 is used.

If JDK 8, JRE 8, JDK 11 or JRE 11 is used, only the name of the JDBC driver file will be different. The method for configuring the CLASSPATH environment variable is the same.

Note that "<x>" indicates the product version.

- Setting example (TC shell)

```
setenv CLASSPATH /opt/fsepv<x>client64/jdbc/lib/postgresql-jdbc41.jar:${CLASSPATH}
```

- Setting example (bash)

```
CLASSPATH=/opt/fsepv<x>client64/jdbc/lib/postgresql-jdbc41.jar:${CLASSPATH};export CLASSPATH
```

### 2.2.2 Message Language and Encoding System Used by Applications Settings

If the JDBC driver is used, it will automatically set the encoding system on the client to UTF-8, so there is no need to configure this.



See

Refer to "Automatic Character Set Conversion Between Server and Client" in "Server Administration" in the PostgreSQL Documentation for information on encoding systems.

#### Language settings

You must match the language settings for the application runtime environment with the message locale settings of the database server.

Set language in the "user.language" system property.



## Example

Example of running a Java command with system property specified

```
java -Duser.language=en TestClass1
```

## 2.2.3 Settings for Encrypting Communication Data

When using the communication data encryption feature to connect to the database server, set as follows:

Settings for encrypting communication data for connection to the server

This section describes how to create applications for encrypting communication data.

Set the property of the SSL parameter to "true" to encrypt. The default for the SSL parameter is "false".

If ssl is set to "true", sslmode is internally treated as "verify-full".



## Example

- Setting example 1

```
String url = "jdbc:postgresql://sv1/test";
Properties props = new Properties();
props.setProperty("user", "fsepuser");
props.setProperty("password", "secret");
props.setProperty("ssl", "true");
props.setProperty("sslfactory", "org.postgresql.ssl.DefaultJavaSSLFactory");
Connection conn = DriverManager.getConnection(url, props);
```

- Setting example 2

```
String url = "jdbc:postgresql://sv1/test?
user=fsepuser&password=secret&ssl=true&sslfactory=org.postgresql.ssl.DefaultJavaSSLFactory";
Connection conn = DriverManager.getConnection(url);
```

To prevent spoofing of the database server, you need to use the keytool command included with Java to import the CA certificate to the Java keystore. In addition, specify "org.postgresql.ssl.DefaultJavaSSLFactory" for the sslfactory parameter.

Refer to JDK documentation for details.



## Note

There is no need to set the ssl parameter if the connection string of the DriverManager class is specified, or if the sslmode parameter is specified in the data source, such as when the application connection switch feature is used. If the ssl parameter is set, the value in the sslmode parameter will be enabled.



## See

Refer to "Secure TCP/IP Connections with SSL" in "Server Administration" in the PostgreSQL Documentation for information on encrypting communication data.

## 2.3 Connecting to the Database

This section explains how to connect to a database.

- Using the DriverManager Class
- Using the PGConnectionPoolDataSource Class
- Using the PGXADatasource Class

### Note

Do not specify "V2" for the "protocolVersion" of the connection string.

## 2.3.1 Using the DriverManager Class

To connect to the database using the DriverManager class, first load the JDBC driver, then specify the connection string as a URI in the API of the DriverManager class.

Load the JDBC driver

Specify org.postgresql.Driver.

Connection string

URI connection is performed as follows:

```
jdbc:postgresql://host:port/database?
user=user&password=password1&loginTimeout=loginTimeout&socketTimeout=socketTimeout
```

| Argument      | Description   |
|---------------|---|
| host          | Specify the host name for the connection destination.   |
| port          | Specify the port number for the database server.<br>The default is "27500".   |
| database      | Specify the database name.  |
| user          | Specify the username that will connect with the database.<br>If this is omitted, the username logged into the operating system that is executing the application will be used.  |
| password      | Specify a password when authentication is required.   |
| loginTimeout  | Specify the timeout for connections (in units of seconds).<br>Specify a value between 0 and 2147483647. There is no limit set if you set 0 or an invalid value.<br>An error occurs when a connection cannot be established within the specified time.                     |
| socketTimeout | Specify the timeout for communication with the server (in units of seconds).<br>Specify a value between 0 and 2147483647. There is no limit set if you set 0 or an invalid value.<br>An error occurs when data is not received from the server within the specified time. |

### Example

Code examples for applications

```
import java.sql.*;
...
Class.forName("org.postgresql.Driver");
String url = "jdbc:postgresql://sv1:27500/mydb?
user=myuser&password=myuser01&loginTimeout=20&socketTimeout=20";
Connection con = DriverManager.getConnection(url);
```



## 2.3.2 Using the PGConnectionPoolDataSource Class

---

To connect to databases using data sources, specify the connection information in the properties of the data source.

Method description

| Argument         | Description   |
|------------------|---|
| setServerName    | Specify the host name for the connection destination.   |
| setPortNumber    | Specify the port number for the database server.<br>The default is "27500".   |
| setDatabaseName  | Specify the database name.  |
| setUser          | Specify the username of the database.<br>By default, the name used will be that of the user on the operating system that is executing the application.  |
| setPassword      | Specify a password for server authentication.   |
| setLoginTimeout  | Specify the timeout for connections (in units of seconds).<br>Specify a value between 0 and 2147483647. There is no limit set if you set 0 or an invalid value.<br>An error occurs when a connection cannot be established within the specified time.                     |
| setSocketTimeout | Specify the timeout for communication with the server (in units of seconds).<br>Specify a value between 0 and 2147483647. There is no limit set if you set 0 or an invalid value.<br>An error occurs when data is not received from the server within the specified time. |

### Example

---

Code examples for applications

```
import java.sql.*;
import org.postgresql.ds.PGConnectionPoolDataSource;
...
PGConnectionPoolDataSource source = new PGConnectionPoolDataSource();
source.setServerName("sv1");
source.setPortNumber(27500);
source.setDatabaseName("mydb");
source.setUser("myuser");
source.setPassword("myuser01");
source.setLoginTimeout(20);
source.setSocketTimeout(20);
...
Connection con = source.getConnection();
```

---

## 2.3.3 Using the PGXADataSource Class

---

To connect to databases using data sources, specify the connection information in the properties of the data source.

Method description

| Argument        | Description   |
|-----------------|---|
| setServerName   | Specify the host name for the connection destination.                       |
| setPortNumber   | Specify the port number for the database server.<br>The default is "27500". |
| setDatabaseName | Specify the database name.  |

| Argument         | Description  |
|------------------|--|
| setUser          | Specify the username that will connect with the database.<br>If this is omitted, the name used will be that of the user on the operating system that is executing the application.   |
| setPassword      | Specify a password when authentication by a password is required.  |
| setLoginTimeout  | Specify the timeout for connections.<br>The units are seconds. Specify a value between 0 and 2147483647. There is no limit set if you set 0 or an invalid value.<br>An error occurs when a connection cannot be established within the specified time.                     |
| setSocketTimeout | Specify the timeout for communication with the server.<br>The units are seconds. Specify a value between 0 and 2147483647. There is no limit set if you set 0 or an invalid value.<br>An error occurs when data is not received from the server within the specified time. |



## Example

Code examples for applications

```
import java.sql.*;
import org.postgresql.xa.PGXADDataSource;
...
PGXADDataSource source = new PGXADDataSource();
source.setServerName("sv1");
source.setPortNumber(27500);
source.setDatabaseName("mydb");
source.setUser("myuser");
source.setPassword("myuser01");
source.setLoginTimeout(20);
source.setSocketTimeout(20);...
Connection con = source.getConnection();
```

## 2.4 Application Development

This section describes the data types required when developing applications that will be connected with FUJITSU Enterprise Postgres.

### 2.4.1 Relationship between the Application Data Types and Database Data Types

The following table shows the correspondence between data types in applications and data types in databases.

| Data type on the server    | Java data type | Data types prescribed by java.sql.Types |
|----------------------------|----------------|---|
| character                  | String         | java.sql.Types.CHAR                     |
| national character         | String         | java.sql.Types.NCHAR                    |
| character varying          | String         | java.sql.Types.VARCHAR                  |
| national character varying | String         | java.sql.Types.NVARCHAR                 |
| text                       | String         | java.sql.Types.VARCHAR                  |
| bytea                      | byte[]         | java.sql.Types.BINARY                   |
| smallint                   | short          | java.sql.Types.SMALLINT                 |

| Data type on the server                               | Java data type                     | Data types prescribed by java.sql.Types |
|---|------------------------------------|---|
| integer   | int                                | java.sql.Types.INTEGER                  |
| bigint  | long                               | java.sql.Types.BIGINT                   |
| smallserial   | short                              | java.sql.Types.SMALLINT                 |
| serial  | int                                | java.sql.Types.INTEGER                  |
| bigserial   | long                               | java.sql.Types.BIGINT                   |
| real  | float                              | java.sql.Types.REAL                     |
| double precision                                      | double                             | java.sql.Types.DOUBLE                   |
| numeric   | java.math.BigDecimal               | java.sql.Types.NUMERIC                  |
| decimal   | java.math.BigDecimal               | java.sql.Types.DECIMAL                  |
| money   | String                             | java.sql.Types.OTHER                    |
| date  | java.sql.Date                      | java.sql.Types.DATE                     |
| time with time zone                                   | java.sql.Time                      | java.sql.Types.TIME                     |
| time without time zone                                | java.sql.Time                      | java.sql.Types.TIME                     |
| timestamp without time zone                           | java.sql.Timestamp                 | java.sql.Types.TIMESTAMP                |
| timestamp with time zone                              | java.sql.Timestamp                 | java.sql.Types.TIMESTAMP                |
| interval  | org.postgresql.util.PGInterval     | java.sql.Types.OTHER                    |
| boolean   | boolean                            | java.sql.Types.BIT                      |
| bit   | boolean                            | java.sql.Types.BIT                      |
| bit varying   | org.postgresql.util.Pgobject       | java.sql.Types.OTHER                    |
| oid   | long                               | java.sql.Types.BIGINT                   |
| xml   | java.sql.SQLXML                    | java.sql.Types.SQLXML                   |
| array   | java.sql.Array                     | java.sql.Types.ARRAY                    |
| uuid  | java.util.UUID                     | java.sql.Types.OTHER                    |
| point   | org.postgresql.geometric.Pgpoint   | java.sql.Types.OTHER                    |
| box   | org.postgresql.geometric.Pgbox     | java.sql.Types.OTHER                    |
| lseg  | org.postgresql.geometric.Pglseg    | java.sql.Types.OTHER                    |
| path  | org.postgresql.geometric.Pgpath    | java.sql.Types.OTHER                    |
| polygon   | org.postgresql.geometric.PGpolygon | java.sql.Types.OTHER                    |
| circle  | org.postgresql.geometric.PGcircle  | java.sql.Types.OTHER                    |
| json  | org.postgresql.util.PGobject       | java.sql.Types.OTHER                    |
| Network address type<br>(inet,cidr,macaddr, macaddr8) | org.postgresql.util.PGobject       | java.sql.Types.OTHER                    |
| Types related to text searches<br>(svector, tsquery)  | org.postgresql.util.PGobject       | java.sql.Types.OTHER                    |
| Enumerated type                                       | org.postgresql.util.PGobject       | java.sql.Types.OTHER                    |
| Composite type  | org.postgresql.util.PGobject       | java.sql.Types.OTHER                    |
| Range type  | org.postgresql.util.PGobject       | java.sql.Types.OTHER                    |

Although the getString() method of the ResultSet object can be used for all server data types, it is not guaranteed that it will always return a string in the same format for the same data type.

Strings in a format compatible with the JDBC specifications can be obtained using the Java toString() method of the appropriate data type (for example, getInt(), getTimestamp()) to conform to the data type on the server.

## 2.4.2 Statement Caching Feature

The statement caching feature caches SQL statements for each individual connection. This means that when an SQL statement with an identical string is next executed, the analysis and creation of the statement can be skipped. This improves performance in cases such as when an SQL statement with an identical string is executed within a loop or method that is executed repeatedly. Furthermore, the statement caching feature can be combined with the connection pooling feature to further enhance performance.

### Cache registration controls

You can configure whether to cache SQL statements using the setPoolable(boolean) method of the PreparedStatement class when the statement caching feature is enabled.

Values that can be configured are shown below:

false

SQL statements will not be cached, even when the statement caching feature is enabled.

true

SQL statements will be cached if the statement caching feature is enabled.

## 2.4.3 Creating Applications while in Database Multiplexing Mode

This section explains points to consider when creating applications while in database multiplexing mode.



See

- Refer to the Cluster Operation Guide (Database Multiplexing) for information on database multiplexing mode.

### 2.4.3.1 Errors when an Application Connection Switch Occurs and Corresponding Actions

If an application connection switch occurs while in database multiplexing mode, explicitly close the connection and then reestablish the connection or reexecute the application.

The table below shows errors that may occur during a switch, and the corresponding action to take.

| State  |                                | Error information (*1)  | Action  |
|--|--------------------------------|-------------------------|---|
| Server failure<br>or<br>FUJITSU Enterprise Postgres system failure | Failure occurs during access   | 57P01<br>08006<br>08007 | After the switch is complete, reestablish the connection, or reexecute the application. |
|  | Accessed during system failure | 08001                   |   |
| Switch to the standby server                                       | Switched during access         | 57P01<br>08006<br>08007 |   |
|  | Accessed during switch         | 08001                   |   |

\*1: Return value of the getSQLState() method of SQLException.

# Chapter 3 ODBC Driver

This section describes application development using ODBC drivers.

## 3.1 Development Environment

Applications using ODBC drivers can be developed using ODBC interface compatible applications.

Refer to the manuals for the programming languages corresponding to the ODBC interface for information about the environment for development.

FUJITSU Enterprise Postgres supports ODBC 3.5.

## 3.2 Setup

You need to set up PsqLODBC, which is an ODBC driver, in order to use applications that use ODBC drivers with FUJITSU Enterprise Postgres. PsqLODBC is included in the FUJITSU Enterprise Postgres client package.

The following describes how to register the ODBC drivers and the ODBC data source.

### 3.2.1 Registering ODBC Drivers

When using the ODBC driver on Linux platforms, register the ODBC driver using the following procedure:

1. Install the ODBC driver manager (unixODBC)

#### Information

- FUJITSU Enterprise Postgres supports unixODBC Version 2.3 or later.

You can download unixODBC from the following site:

<http://www.unixodbc.org/>

- To execute unixODBC, you must first install libtool 2.2.6 or later.

You can download libtool from the following website:

<http://www.gnu.org/software/libtool/>

#### [Note]

- ODBC driver operation is supported.
- unixODBC operation is not supported.

2. Register the ODBC drivers


Edit the ODBC driver manager (unixODBC) `odbcinst.ini` file.

#### Information

[location of the `odbcinst.ini` file]

```
unixOdbcInstallDir/etc/odbcinst.ini
```

Set the following content:

| Definition name | Description                                       | Setting value   |
|-----------------|---|---|
| [Driver name]   | ODBC driver name                                  | <p>Set the name of the ODBC driver.</p> <p>Select the two strings below that correspond to the application type. Concatenate the strings with no spaces, enclose in "[ ]", and then specify this as the driver name.</p> <p> <b>Note</b></p> <p>The placeholders shown below are enclosed in angle brackets '&lt;&gt;' to avoid confusion with literal text. Do not include the angle brackets in the string.</p> <ul style="list-style-type: none"> <li>- Application architecture <ul style="list-style-type: none"> <li>"FUJITSUEnterprisePostgres&lt;<i>fujitsuEnterprisePostgresClientVers</i>&gt;s390x"</li> </ul> </li> <li>- Encoding system used by the application <ul style="list-style-type: none"> <li>- In Unicode (only UTF-8 can be used) <ul style="list-style-type: none"> <li>"unicode"</li> </ul> </li> <li>- Other than Unicode <ul style="list-style-type: none"> <li>"ansi"</li> </ul> </li> </ul> </li> </ul> <p>Example: The encoding system used by the application is Unicode:<br/> "[FUJITSUEnterprisePostgres&lt;<i>fujitsuEnterprisePostgresClientVers</i>&gt;s390xunicode]"</p> |
| Description     | Description of the ODBC driver                    | Specify a supplementary description for the current data source. Any description may be set.  |
| Driver64        | Path of the ODBC driver (64-bit)                  | <p>Set the path of the ODBC driver (64-bit).</p> <ul style="list-style-type: none"> <li>- If the encoding system is Unicode: <div style="border: 1px solid black; padding: 5px; margin: 5px 0;"> <i>fujitsuEnterprisePostgresClientInstallDir/odbc/lib/psqlodbcw.so</i> </div> </li> <li>- If the encoding system is other than Unicode: <div style="border: 1px solid black; padding: 5px; margin: 5px 0;"> <i>fujitsuEnterprisePostgresClientInstallDir/odbc/lib/psqlodbca.so</i> </div> </li> </ul>  |
| FileUsage       | Use of the data source file                       | Specify 1.  |
| Threading       | Level of atomicity secured for connection pooling | Specify 2.  |

### Example

Note that "<x>" indicates the product version.

```
[FUJITSU Enterprise Postgres13s390xunicode]
Description = FUJITSU Enterprise Postgres 13 s390x unicode driver
Driver64    = /opt/fsepv<x>client64/odbc/lib/psqlodbcw.so
FileUsage   = 1
Threading   = 2
```

## 3.2.2 Registering ODBC Data Sources

This section describes how to register ODBC data sources on Linux.

### 1. Register the data sources

Edit the `odbc.ini` definition file for the data source.

#### Information

Edit the file in the installation directory for the ODBC driver manager (unixODBC)

```
unixOdbcInstallDir/etc/odbc.ini
```

Or


Create a new file in the HOME directory

```
~/odbc.ini
```

#### Point

If `unixOdbcInstallDir` is edited, these will be used as the shared settings for all users that log into the system. If created in the HOME directory (`~/`), the settings are used only by the single user.

Set the following content:

| Definition name    | Setting value   |
|--------------------|---|
| [Data source name] | Set the name for the ODBC data source.  |
| Description        | Set a description for the ODBC data source. Any description may be set.   |
| Driver             | <p>Set the following as the name of the ODBC driver. Do not change this value.</p> <p>Select the two strings below that correspond to the application type. Concatenate the strings with no spaces and then specify this as the driver name.</p> <p> <b>Note</b></p> <p>The placeholders shown below are enclosed in angle brackets '&lt;&gt;' to avoid confusion with literal text. Do not include the angle brackets in the string.</p> <ul style="list-style-type: none"> <li>- Application architecture <ul style="list-style-type: none"> <li>"FUJITSU Enterprise Postgres&lt;fujitsuEnterprisePostgresClientVers&gt;s390x"</li> </ul> </li> <li>- Encoding system used by the application <ul style="list-style-type: none"> <li>- In Unicode (only UTF-8 can be used) <ul style="list-style-type: none"> <li>"unicode"</li> </ul> </li> <li>- Other than Unicode</li> </ul> </li> </ul> |

| Definition name | Setting value   |
|-----------------|---|
|                 | "ansi"<br>Example: The encoding system used by the application is Unicode:<br>"FUJITSU Enterprise Postgres<fujitsuEnterprisePostgresClient Vers>s390xunicode"   |
| Database        | Specify the database name to be connected.  |
| Servename       | Specify the host name for the database server.  |
| Username        | Specify the user ID that will connect with the database.  |
| Password        | Specify the password for the user that will connect to the database.  |
| Port            | Specify the port number for the database server.<br>The default is "27500".   |
| SSLMode         | Specify the communication encryption method. The setting values for SSLMode are as follows:<br><br><ul style="list-style-type: none"> <li>- disable: Connect without SSL</li> <li>- allow: Connect without SSL, and if it fails, connect using SSL</li> <li>- prefer: Connect using SSL, and if it fails, connect without SSL</li> <li>- require: Connect always using SSL</li> <li>- verify-ca: Connect using SSL, and use a certificate issued by a trusted CA (*1)</li> <li>- verify-full: Connect using SSL, and use a certificate issued by a trusted CA to verify if the server host name matches the certificate (*1)</li> </ul> |
| ReadOnly        | Specify whether to set the database as read-only.<br><br><ul style="list-style-type: none"> <li>- 1: Set read-only</li> <li>- 0: Do not set read-only</li> </ul>  |

\*1: If specifying either "verify-ca" or "verify-full", use the environment variable PGSSLROOTCERT to specify the CA certificate file as shown below.

Example

```
export PGSSLROOTCERT=cACertificateFileStorageDir/root.crt
```

### Example

```
[MyDataSource]
Description      = FUJITSU Enterprise Postgres
Driver          = FUJITSU Enterprise Postgres13s390xansi
Database        = db01
Servename       = sv1
Port            = 27500
ReadOnly        = 0
```

### Note

In consideration of security, specify the UserName and the Password by the application.

## 2. Configure the environment variable settings

To execute applications that use ODBC drivers, all of the following settings must be configured in the LD\_LIBRARY\_PATH environment variable:



- *fujitsuEnterprisePostgresClientInstallDir/lib*
- *unixOdbcInstallDir(\*1)/lib*
- *libtoolInstallDir(\*1)/lib*

\*1: If the installation directory is not specified when unixODBC and libtool are installed, they will be installed in /usr/local.

### 3.2.3 Message Language and Encoding System Used by Applications Settings

---

This section explains the language settings for the application runtime environment and the encoding settings for the application.

#### Language settings

You must match the language settings for the application runtime environment with the message locale settings of the database server.

Messages output by an application may include text from messages sent from the database server. In the resulting text, the text of the application message will use the message locale of the application, and the text of the message sent by the database server will use the message locale of the database server. If the message locales do not match, more than one language or encoding system will be used. Moreover, if the encoding systems do not match, characters in the resulting text can be garbled.

Set the locale for messages (LC\_MESSAGES category) to match the message locale of the database server. This can be done in a few different ways, such as using environment variables. Refer to the relevant manual of the operating system for information on the setlocale function.



#### Example

Example of specifying "en\_US.UTF-8" with the setlocale function

```
setlocale(LC_ALL, "en_US.UTF-8");
```

Specifying the locale of the LC\_ALL category propagates the setting to LC\_MESSAGE.

#### Encoding System Settings

Ensure that the encoding system that is embedded in the application and passed to the database, and the encoding system setting of the runtime environment, are the same. The encoding system cannot be converted correctly on the database server.

Use one of the following methods to set the encoding system for the application:

- Set the PGCLIENTENCODING environment variable in the runtime environment.
- Set the client\_encoding keyword in the connection string.
- Use the PQsetClientEncoding function.



#### See

Refer to "Supported Character Sets" in "Server Administration" in the PostgreSQL Documentation for information on the strings that represent the encoding system that can be set.

For example, when using "Unicode" and "8 bit", set the string "UTF8".



#### Example

##### Setting the "PGCLIENTENCODING" environment variable

An example of setting when the encoding of the client is "UTF8" (Bash)

```
> PGCLIENTENCODING=UTF8; export PGCLIENTENCODING
```

### Note

Text may be garbled when outputting results to the command prompt. Review the font settings for the command prompt if this occurs.

## 3.3 Connecting to the Database

Refer to the manual for the programming language corresponding to the ODBC interface.

## 3.4 Application Development

This section describes how to develop applications using ODBC drivers.

### 3.4.1 Compiling Applications

Specify the following options when compiling applications.

Table 3.1 Include file and library path

| Option                   | How to specify the option                          |
|--------------------------|--|
| Path of the include file | <code>-I <i>unixOdbc64bitIncludeFileDir</i></code> |
| Path of the library      | <code>-L <i>unixOdbc64bitLibraryDir</i></code>     |

Table 3.2 ODBC library

| Type of library | Library name |
|-----------------|--------------|
| Dynamic library | libodbc.so   |

### Note

Specify `-m64` when creating a 64-bit application.

### Example

The following are examples of compiling ODBC applications:

```
gcc -m64 -I/usr/local/include(*1) -L/usr/local/lib(*1) -lodbc testproc.c -o testproc
```

\*1: This is an example of building and installing from the source without specifying an installation directory for unixODBC. If you wish to specify a location, set the installation directory.

### 3.4.2 Creating Applications While in Database Multiplexing Mode

This section explains points to consider when creating applications while in database multiplexing mode.



See

- Refer to the Cluster Operation Guide (Database Multiplexing) for information on database multiplexing mode.

### 3.4.2.1 Errors when an Application Connection Switch Occurs and Corresponding Actions

If an application connection switch occurs while in database multiplexing mode, explicitly close the connection and then reestablish the connection or reexecute the application.

The table below shows errors that may occur during a switch, and the corresponding action to take.

| State   |   | Error information (*1) | Action  |
|---|---|------------------------|---|
| Server failure<br>or<br>FUJITSU Enterprise Postgres system<br>failure | Failure<br>occurs during<br>access      | 57P01<br>08S01         | After the switch is complete,<br>reestablish the connection, or<br>reexecute the application. |
|   | Accessed<br>during<br>system<br>failure | 08001                  |   |
| Switch to the standby server  | Switched<br>during access               | 57P01<br>08S01         |   |
|   | Accessed<br>during switch               | 08001                  |   |

\*1: Return value of SQLSTATE.

# Chapter 4 C Library (libpq)

This chapter describes how to use C libraries.

## 4.1 Development Environment

Install FUJITSU Enterprise Postgres Client Package for the architecture to be developed and executed.



See

Refer to Installation and Setup Guide for Client for information on the C compiler required for C application development.

## 4.2 Setup

This section describes the environment settings required to use C libraries and how to encrypt data for communication.

### 4.2.1 Environment Settings

To execute an application that uses libpq, set the environment variable as shown below.

- Required for compile/link
  - LD\_LIBRARY\_PATH  
*fujitsuEnterprisePostgresClientInstallDir/lib*
- Required for execution of the application
  - PGLOCALEDIR  
*fujitsuEnterprisePostgresClientInstallDir/share/locale*



Example

Note that "<x>" indicates the product version.

```
> LD_LIBRARY_PATH=/opt/fsepv<x>client64/lib:$LD_LIBRARY_PATH;export LD_LIBRARY_PATH
> PGLOCALEDIR=/opt/fsepv<x>client64/share/locale;export PGLOCALEDIR
```

### 4.2.2 Message Language and Encoding System Used by Applications Settings

This section explains the language settings for the application runtime environment and the encoding settings for the application.

#### Language settings

You must match the language settings for the application runtime environment with the message locale settings of the database server.

Messages output by an application may include text from messages sent from the database server. In the resulting text, the text of the application message will use the message locale of the application, and the text of the message sent by the database server will use the message locale of the database server. If the message locales do not match, more than one language or encoding system will be used. Moreover, if the encoding systems do not match, characters in the resulting text can be garbled.

Set the locale for messages (LC\_MESSAGES category) to match the message locale of the database server. This can be done in a few different ways, such as using environment variables. Refer to the relevant manual of the operating system for information on the setlocale function.

## Example

Example of specifying "en\_US.UTF-8" with the setlocale function

```
setlocale(LC_ALL, "en_US.UTF-8");
```

Specifying the locale of the LC\_ALL category propagates the setting to LC\_MESSAGE.

## Encoding System Settings

Ensure that the encoding system that is embedded in the application and passed to the database, and the encoding system setting of the runtime environment, are the same. The encoding system cannot be converted correctly on the database server.

Use one of the following methods to set the encoding system for the application:

- Set the PGCLIENTENCODING environment variable in the runtime environment.
- Set the client\_encoding keyword in the connection string.
- Use the PQsetClientEncoding function.

## See

Refer to "Supported Character Sets" in "Server Administration" in the PostgreSQL Documentation for information on the strings that represent the encoding system that can be set.

For example, when using "Unicode" and "8 bit", set the string "UTF8".

## Note

Text may be garbled when outputting results to the command prompt. Review the font settings for the command prompt if this occurs.

## 4.2.3 Settings for Encrypting Communication Data

Set in one of the following ways when performing remote access using communication data encryption:

When setting from outside with environment variables

Specify "require", "verify-ca", or "verify-full" in the PGSSLMODE environment variable.

In addition, the parameters for the PGSSLROOTCERT and PGSSLCRL environment variables need to be set to prevent spoofing of the database server.

## See

Refer to "Environment Variables" in "Client Interfaces" in the PostgreSQL Documentation for information on environment variables.

When specifying in the connection URI

Specify "require", "verify-ca", or "verify-full" in the "sslmode" parameter of the connection URI.

In addition, the parameters for the sslcert, sslkey, sslrootcert, and sslcrl need to be set to prevent spoofing of the database server.

## See

Refer to "Secure TCP/IP Connections with SSL" in "Server Administration" in the PostgreSQL Documentation for information on encrypting communication data.

## 4.3 Connecting with the Database

---

### Point

Use the connection service file to specify the connection destination. In the connection service file, a name (service name) is defined as a set, comprising information such as connection destination information and various types of tuning information set for connections. By using the service name defined in the connection service file when connecting to databases, it is no longer necessary to modify applications when the connection information changes.

Refer to "Client Interfaces", "The Connection Service File" in the PostgreSQL Documentation for details.

### See

Refer to "Database Connection Control Functions" in "Client Interfaces" in the PostgreSQL Documentation.

In addition, refer to "5.3 Connecting with the Database" in "Embedded SQL in C " for information on connection string.

## 4.4 Application Development

---

### See

Refer to "libpq - C Library" in "Client Interfaces" in the PostgreSQL Documentation for information on developing applications.

However, if you are using the C library, there are the following differences to the PostgreSQL C library (libpq).

### 4.4.1 Compiling Applications

---

Specify the following paths when compiling applications.

Refer to your compiler documentation for information on how to specify the path.

Table 4.1 Include file and library path

| Type of path             | Path name  |
|--------------------------|--|
| Path of the include file | <i>fujitsuEnterprisePostgresClientInstallDir/include</i> |
| Path of the library      | <i>fujitsuEnterprisePostgresClientInstallDir/lib</i>     |

Table 4.2 C Library (libpq library)

| Type of library | Library name |
|-----------------|--------------|
| Dynamic library | libpq.so     |
| Static library  | libpq.a      |

### 4.4.2 Creating Applications while in Database Multiplexing Mode

---

This section explains points to consider when creating applications while in database multiplexing mode.

### See

- Refer to the Cluster Operation Guide (Database Multiplexing) for information on database multiplexing mode.

#### 4.4.2.1 Errors when an Application Connection Switch Occurs and Corresponding Actions

If an application connection switch occurs while in database multiplexing mode, explicitly close the connection and then reestablish the connection or reexecute the application.

The table below shows errors that may occur during a switch, and the corresponding action to take.

| State  |                                | Error information                              | Action  |
|--|--------------------------------|--|---|
| Server failure<br>or<br>FUJITSU Enterprise Postgres system failure | Failure occurs during access   | PGRES_FATAL_ERROR(*1)<br>57P01(*2)<br>NULL(*2) | After the switch is complete, reestablish the connection, or reexecute the application. |
|  | Accessed during system failure | CONNECTION_BAD(*3)                             |   |
| Switch to the standby server                                       | Switched during access         | PGRES_FATAL_ERROR(*1)<br>57P01(*2)<br>NULL(*2) |   |
|  | Accessed during switch         | CONNECTION_BAD(*3)                             |   |

\*1: Return value of PQresultStatus().

\*2: Return value of PQresultErrorField() PG\_DIAG\_SQLSTATE.

\*3: Return value of PQstatus().

# Chapter 5 Embedded SQL in C

This chapter describes application development using embedded SQL in C.

## 5.1 Development Environment

Install FUJITSU Enterprise Postgres Client Package for the architecture to be developed and executed.



See

Refer to Installation and Setup Guide for Client for information on the C compiler required for C application development.



Note

C++ is not supported. Create a library by implementing embedded SQL in C, and call it from C++.

## 5.2 Setup

### 5.2.1 Environment Settings

When using embedded SQL in C, the same environment settings as when using the C library (libpq) are required.

Refer to "4.2.1 Environment Settings" in "C Library (libpq)" for information on the environment settings for the library for C.

Additionally, set the following path for the precompiler ecpg in the PATH environment variable:

```
fujitsuEnterprisePostgresClientInstallDir/bin
```

### 5.2.2 Message Language and Encoding System Used by Applications Settings

The message language and the encoding System Settings Used by Applications settings are the same as when using the library for C.

However, in embedded SQL, the PQsetClientEncoding function cannot be used in the encoding system settings. In embedded SQL, use the SET command to specify the encoding system in client\_encoding.

Refer to "4.2.2 Message Language and Encoding System Used by Applications Settings" in "C Library (libpq)" for information on the settings for the library for C.

### 5.2.3 Settings for Encrypting Communication Data

When encrypting the communication data, the same environment settings as when using the C library (libpq) are required.

Refer to "4.2.3 Settings for Encrypting Communication Data" in "C Library (libpq)" for information on the environment settings for the C library.

## 5.3 Connecting with the Database



Point

- It is recommended to use a connection service file to specify connection destinations. In the connection service file, a name (service name) is defined as a set, comprising information such as connection destination information and various types of tuning information set for connections. By using the service name defined in the connection service file when connecting to databases, it is no longer



necessary to modify applications when the connection information changes.  
 Refer to "The Connection Service File" in "Client Interfaces" in the PostgreSQL Documentation for information.

- If using a connection service file, perform either of the procedures below:

- Set the service name as a string literal or host variable, as follows:

```
tcp:postgresql://?service=my_service
```

- Set the service name in the environment variable PGSERVICE, and use CONNECT TO DEFAULT



Use the CONNECT statement shown below to create a connection to the database server.

## Format

```
EXEC SQL CONNECT TO target [AS connection-name] [USER user-name];
```

### target

Write in one of the following formats:

- dbname@host:port
- tcp:postgresql://host:port/dbname[?options]
- unix:postgresql://host[:port][/dbname][?options]  
(Definition method when using the UNIX domain socket)
- SQL string literal containing one of the above formats
- Reference to a character variable containing one of the above formats
- DEFAULT

### user-name

Write in one of the following formats:

- username
- username/password
- username IDENTIFIED BY password
- username USING password

## Description of the arguments

| Argument        | Description  |
|-----------------|--|
| dbname          | Specify the database name.   |
| host            | Specify the host name for the connection destination.  |
| port            | Specify the port number for the database server.<br>The default is "27500".  |
| connection-name | Specify connection names to identify connections when multiple connections are to be processed within a single program.  |
| username        | Specify the user that will connect with the database.<br>If this is omitted, the name used will be that of the user on the operating system that is executing the application.                                 |
| password        | Specify a password when authentication is required.  |
| options         | Specify the following parameter when specifying a time for timeout. Connect parameters with & when specifying more than one. The following shows the values specified for each parameter.<br>- connect_timeout |

| Argument | Description  |
|----------|--|
|          | <p>Specify the timeout for connections.</p> <p>Specify a value between 0 and 2147483647 (in seconds). There is no limit set if you set 0 or an invalid value. If "1" is specified, the behavior will be the same as when "2" was specified. An error occurs when a connection cannot be established within the specified time.</p> <ul style="list-style-type: none"> <li>- keepalives</li> </ul> <p>This enables keepalive.</p> <p>Keepalive is disabled if 0 is specified. Keepalive is enabling when any other value is specified. The default is keepalive enabled. Keepalive causes an error to occur when it is determined that the connection with the database is disabled.</p> <ul style="list-style-type: none"> <li>- keepalives_idle</li> </ul> <p>Specify the time until the system starts sending keepalive messages when communication with the database is not being performed.</p> <p>Specify a value between 1 and 32767 (in seconds). The default value of the system is used if this is not specified.</p> <ul style="list-style-type: none"> <li>- keepalives_interval</li> </ul> <p>Specify the interval between resends when there is no response to keepalive messages.</p> <p>Specify a value between 1 and 32767 (in seconds). The default value of the system is used if this is not specified.</p> <ul style="list-style-type: none"> <li>- keepalives_count</li> </ul> <p>Specify the number of resends for keepalive messages.</p> <p>Specify a value between 1 and 127. The default value of the system is used if this is not specified.</p> <ul style="list-style-type: none"> <li>- tcp_user_timeout</li> </ul> <p>After establishing the connection, when sending from the client to the server, if the TCP resend process operates, specify the time until it is considered to be disconnected.</p> <p>Specify a value between 0 and 2147483647 (in milliseconds). The default value of the system is used if 0. 0 will be set as default if nothing is specified.</p> |

### Note

If a value other than 0 is specified for the tcp\_user\_timeout parameter, the waiting time set by the tcp\_keepalives\_idle parameter and tcp\_keepalives\_interval parameter will be invalid and the waiting time specified by the tcp\_user\_timeout parameter will be used.

### Code examples for applications

```
EXEC SQL CONNECT TO tcp:postgresql://sv1:27500/mydb?
connect_timeout=20&keepalives_idle=20&keepalives_interval=5&keepalives_count=2&keepalives=1 USER
myuser/myuser01;
```

## 5.4 Application Development

Refer to "ECPG - Embedded SQL in C" in "Client Interfaces" in the PostgreSQL Documentation for information on developing applications.

However, when using embedded SQL in C, there are the following differences to the embedded SQL (ECPG) in PostgreSQL C.

## 5.4.1 Support for National Character Data Types

This section describes how to use the national character data types using the SQL embedded C preprocessor.

The following explains the C language variable types corresponding to the NCHAR type:

Specify the number of characters specified for the NCHAR type multiple by 4, plus 1 for the length of the host variable.

| Data Type                              | Host variable type             |
|--|--------------------------------|
| NATIONAL CHARACTER( <i>n</i> )         | NCHAR variable name [nx4+1]    |
| NATIONAL CHARACTER VARYING( <i>n</i> ) | NVARCHAR variable name [nx4+1] |



See

Refer to "Handling Character Strings" in "Client Interfaces" in the PostgreSQL documentation for information on using character string types.

## 5.4.2 Compiling Applications

Append the extension "pgc" to the name of the source file for the embedded SQL in C.

When the pgc file is precompiled using the ecpg command, C source files will be created, so use the C compiler for the compile.

### Precompiling example

```
ecpg testproc.pgc
```

If an optimizer hint block comment is specified for the SQL statement, specify the following option in the ecpg command:

--enable-hint

Enables the optimizer hint block comment (hereafter, referred to as the "hint clause"). If this option is not specified, the hint clause will be removed as a result of the ecpg precompile and be disabled.

The SQL statements that can be specified in the hint clause are SELECT, INSERT, UPDATE, and DELETE.

The locations in which the hint clause can be specified are immediately after one of the SELECT, INSERT, UPDATE, DELETE, or WITH keywords. A syntax error will occur if any other location is specified.

Example of specifying the hint clause

```
EXEC SQL SELECT /*+ IndexScan(prod ix01) */ name_id INTO :name_id FROM prod WHERE id = 1;
```

Refer to "9.1.1 Optimizer Hints" for information on optimizer hints.



Note

Take the following points into account when using embedded SQL source files:

- Multibyte codes expressed in SJIS or UTF-16 cannot be included in statements or host variable declarations specified in EXEC SQL.
- Do not use UTF-8 with a byte order mark (BOM), because an error may occur during compilation if the BOM character is incorrectly recognized as the source code.
- Multibyte characters cannot be used in host variable names.
- It is not possible to use a TYPE name that contains multibyte characters, even though it can be defined.

Specify the following paths when compiling a C application output with precompiling.

Refer to your compiler documentation for information on how to specify the path.

Table 5.1 Include file and library path

| Type of path             | Path name  |
|--------------------------|--|
| Path of the include file | <i>fujitsuEnterprisePostgresClientInstallDir/include</i> |
| Path of the library      | <i>fujitsuEnterprisePostgresClientInstallDir/lib</i>     |

Table 5.2 C Library

| Type of library | Library name  | Note                           |
|-----------------|---------------|--------------------------------|
| Dynamic library | libecpg.so    |                                |
|                 | libpgtypes.so | When using the pgtypes library |
| Static library  | libecpg.a     |                                |
|                 | libpgtypes.a  | When using the pgtypes library |

### 5.4.3 Bulk INSERT

This section describes the bulk INSERT.

#### Synopsis

```
EXEC SQL [ AT conn ] [ FOR { numOfRows | ARRAY_SIZE } ]
INSERT INTO tableName [ ( colName [, ...] ) ]
{ VALUES ( { expr | DEFAULT } [, ...] ) [, ...] | query }
[ RETURNING * | outputExpr [ [ AS ] outputName ] [, ...] ]
INTO outputHostVar [ [ INDICATOR ] indicatorVar ] [, ...] ;
```

#### Description

Bulk INSERT is a feature that inserts multiple rows of data in bulk.

By specifying the array host variable that stored the data in the VALUES clause of the INSERT statement, the data for each element in the array can be inserted in bulk. This feature is used by specifying the insertion count in the FOR clause immediately before the INSERT statement.

#### FOR Clause

Specify the insertion count using *numOfRows* or *ARRAY\_SIZE* in the FOR clause. The FOR clause can be specified only in the INSERT statement, not in other update statements.

#### *numOfRows* and *ARRAY\_SIZE*

Insertion processing will be executed only for the specified count. However, if the count is 1, it will be assumed that the FOR clause was omitted when the application is executed. In this case, proceed according to the INSERT specification in the PostgreSQL Documentation.

Specify the FOR clause as an integer host variable or as a literal.

Specify *ARRAY\_SIZE* to insert all elements of the array in the table. When specifying *ARRAY\_SIZE*, specify at least one array in *expr*.

If two or more arrays were specified in *expr*, it will be assumed that *ARRAY\_SIZE* is the minimum number of elements in the array.

*numOfRows* or *ARRAY\_SIZE* must exceed the minimum number of elements in all arrays specified in *expr*, *outputHostVar*, and *indicatorVal*.

The following example shows how to specify the FOR clause.

```
int number_of_rows = 10;
int id[25];
char name[25][10];

EXEC SQL FOR :number_of_rows      /* will process 10 rows */
INSERT INTO prod (name, id) VALUES (:name, :id);

EXEC SQL FOR ARRAY_SIZE           /* will process 25 rows */
INSERT INTO prod (name, id) VALUES (:name, :id);
```

#### expr

Specify the value to be inserted in the table. Array host variables, host variable literals, strings, and pointer variables can be specified. Structure type arrays and pointer variable arrays cannot be specified.

Do not use pointer variables and ARRAY\_SIZE at the same time. The reason for this is that the number of elements in the area represented by the pointer variable cannot be determined.

#### query

A query (SELECT statement) that supplies the rows to be inserted. The number of rows returned by *query* must be 1. If two or more rows are returned, an error will occur. This cannot be used at the same time as ARRAY\_SIZE.

#### outputHostVar, indicatorVal

These must be array host variables or pointer variables.

## Error Messages

Given below are the error messages that are output when bulk INSERT functionality is not used correctly.

### Message

---

#### invalid statement name "FOR value should be positive integer"

##### Cause

The value given for *numOfRows* is less than or equal to 0.

##### Solution

Specify a value that is more than or equal to 1 for *numOfRows*.

### Message

---

#### invalid statement name "Host array variable is needed when using FOR ARRAY\_SIZE"

##### Cause

A host array is not specified in the values clause when using the ARRAY\_SIZE keyword.

##### Solution

At least one host array variable should be included in the values clause

### Message

---

#### SELECT...INTO returns too many rows

##### Cause

The number of rows returned by the 'SELECT ... INTO' query in the INSERT statement is more than one.

##### Solution

When the value of *numOfRows* is more than one, the maximum number of rows that can be returned by the 'SELECT ... INTO' query in the INSERT statement is one.

## Limitations

The limitations when using bulk INSERT are given below.

- Array of structures should not be used as an input in the 'VALUES' clause. Attempted use will result in junk data being inserted into the table.
- Array of pointers should not be used as an input in the 'VALUES' clause. Attempted use will result in junk data being inserted into the table.
- ECPG supports the use of 'WITH' clause in single INSERT statements. 'WITH' clause cannot be used in bulk INSERT statements.
- ECPG does not calculate the size of the pointer variable. So when a pointer variable is used that includes multiple elements, *numOfRows* should be less than or equal to the number of elements in the pointer. Otherwise, junk data will be inserted into the table.
- If an error occurs, all bulk INSERT actions will be rolled back, therefore, no rows are inserted. However, if the RETURNING clause was used, and the error occurred while obtaining the rows after the insertion was successful, the insertion processing will not be rolled back.

## Samples

Given below are some sample usages of the bulk INSERT functionality.

### Basic Bulk INSERT

```
int in_f1[4] = {1,2,3,4};
...
EXEC SQL FOR 3 INSERT INTO target (f1) VALUES (:in_f1);
```

The number of rows to insert indicated by the FOR clause is 3, so the data in the first 3 elements of the host array variable are inserted into the table. The contents of the target table will be:

```
f1
----
 1
 2
 3
(3 rows)
```

Also a host integer variable can be used to indicate the number of rows that will be inserted in FOR clause, which will produce the same result as above:

```
int num = 3;
int in_f1[4] = {1,2,3,4};
...
EXEC SQL FOR :num INSERT INTO target (f1) VALUES (:in_f1);
```

### Inserting constant values

Constant values can also be bulk INSERTed into the table as follows:

```
EXEC SQL FOR 3 INSERT INTO target (f1,f2) VALUES (DEFAULT,'hello');
```

Assuming the 'DEFAULT' value for the 'f1' column is '0', the contents of the target table will be:

```
f1 | f2
---+-----
 0 | hello
 0 | hello
 0 | hello
(3 rows)
```

### Using ARRAY\_SIZE

'FOR ARRAY\_SIZE' can be used to insert the entire contents of a host array variable, without explicitly specifying the size, into the table.

```

int in_f1[4] = {1,2,3,4};
...
EXEC SQL FOR ARRAY_SIZE INSERT INTO target (f1) VALUES (:in_f1);

```

In the above example, four rows are inserted into the table.

### Note

If there are multiple host array variables specified as input values, then the number of rows inserted is same as the smallest array size. The example given below demonstrates this usage.

```

int in_f1[4] = {1,2,3,4};
char in_f3[3][10] = {"one", "two", "three"};
...
EXEC SQL FOR ARRAY_SIZE INSERT INTO target (f1,f3) VALUES (:in_f1,:in_f3);

```

In the above example, the array sizes are 3 and 4. Given that the smallest array size is 3, only three rows are inserted into the table. The table contents are given below.

```

f1 | f3
---+-----
 1 | one
 2 | two
 3 | three
(3 rows)

```

### Using Pointers as Input

Pointers that contain multiple elements can be used in bulk INSERT.

```

int *in_pfl = NULL;
in_pfl = (int*)malloc(4*sizeof(int));
in_pfl[0]=1;
in_pfl[1]=2;
in_pfl[2]=3;
in_pfl[3]=4;
...
EXEC SQL FOR 4 INSERT INTO target (f1) values (:in_pfl);

```

The above example will insert four rows into the target table.

### Using SELECT query

When using bulk INSERT, the input values can be got from the results of a SELECT statement. For example,

```

EXEC SQL FOR 4 INSERT INTO target(f1) SELECT age FROM source WHERE name LIKE 'foo';

```

Assuming that the 'SELECT' query returns one row, the same row will be inserted into the target table four times.

### Note

If the 'SELECT' query returns more than one row, the INSERT statement will throw an error.

```

EXEC SQL FOR 1 INSERT INTO target(f1) SELECT age FROM source;

```

In the above example, all the rows returned by the 'SELECT' statement will be inserted into the table. In this context '1' has the meaning of 'returned row equivalent'.

## Using RETURNING clause

Bulk INSERT supports the same RETURNING clause syntax as normal INSERT. An example is given below.

```
int out_f1[4];
int in_f1[4] = {1,2,3,4};
...
EXEC SQL FOR 3 INSERT INTO target (f1) VALUES (:in_f1) RETURNING f1 INTO :out_f1;
```

After the execution of the above INSERT statement, the 'out\_f1' array will have 3 elements with the values of '1','2' and '3'.

## 5.4.4 DECLARE STATEMENT

---

This section describes the DECLARE STATEMENT.

### Synopsis

```
EXEC SQL [ AT connName ] DECLARE statementName STATEMENT;
```

### Description

DECLARE STATEMENT is an embedded SQL command that declares an identifier for a prepared statement. The declared identifier can be used as an identifier in a prepared statement for the following SQL commands:

- EXECUTE
- DECLARE
- DESCRIBE
- PREPARE (Embedded SQL commands)
- PREPARE (SQL commands)

You can associate an identifier in a prepared statement with a connection by executing a DECLARE STATEMENT that specifies the connection. If you specify an identifier associated with the connection in a later SQL command, the SQL command is executed using the connection associated with the identifier. The association between the connection and the identifier in the prepared statement is shared throughout the process.

Only one connection can be associated with a prepared statement of the same name. If you make multiple associations across files, subsequent DECLARE STATEMENT are ignored. If you associate the same file more than once, precompiling the file fails.

If you use the identifier associated with a connection in a SQL command, do not use the AT clause. If a connection different from the connection linked to the identifier using the AT clause is selected, a runtime error will occur.

### Parameters

**connName**

A database connection name established by the CONNECT command.

If AT clause is omitted, no association is made between the connection and the identifier. DECLARE STATEMENT is executed, but has no effect.

**statementName**

Specify the identifier of the prepared statement. You can specify either a SQL identifier or a host variable.

### Examples

Dynamic SQL statement

DECLARE STATEMENT is primarily used to execute dynamic SQL statements.

```
EXEC SQL BEGIN DECLARE SECTION;
char dbname[128];
EXEC SQL END DECLARE SECTION;
...
```



```
EXEC SQL CONNECT TO postgres AS con1;
EXEC SQL CONNECT TO another_database AS con2;
EXEC SQL AT con1 DECLARE sql_stmt STATEMENT;
EXEC SQL DECLARE cursor_name CURSOR FOR sql_stmt;
EXEC SQL PREPARE sql_stmt FROM "SELECT current_database()";
EXEC SQL OPEN cursor_name;
EXEC SQL FETCH cursor_name INTO :dbname;
EXEC SQL CLOSE cursor_name;
```

In the example above, the connection 'con1' is associated with the prepared statement identifier 'sql\_stmt'. So the current connection is 'con2', but the embedded SQL commands that follow are executed on 'con1'.

### PREPARE AS statement

The following is an example using a PREPARE statement in the SQL command:

```
EXEC SQL AT db1 DECLARE stmt STATEMENT;
EXEC SQL PREPARE stmt (int) AS
    SELECT * FROM employee WHERE id = $1;
EXEC SQL EXECUTE stmt USING 1;
```

The above SELECT statement is executed on the connection 'db1'.

### Compatibility

DECLARE STATEMENT is not specified in the SQL standard.

### See Also

EXECUTE, DECLARE, DESCRIBE, PREPARE (Embedded SQL commands), PREPARE (SQL commands)



See

- Refer to "Embedded SQL Commands" in "Client Interfaces" in the PostgreSQL documentation for information on the embedded SQL commands.
- Refer to "SQL Commands" in "Reference" in the PostgreSQL documentation for information on the SQL commands.

## 5.4.5 Creating Applications while in Database Multiplexing Mode

This section explains points to consider when creating applications while in database multiplexing mode.



See

- Refer to the Cluster Operation Guide (Database Multiplexing) for information on database multiplexing mode.

### 5.4.5.1 Errors when an Application Connection Switch Occurs and Corresponding Actions

If an application connection switch occurs while in database multiplexing mode, explicitly close the connection and then reestablish the connection or reexecute the application.

The table below shows errors that may occur during a switch, and the corresponding action to take.

| State                |                | Error information (*1) | Action  |
|----------------------|----------------|------------------------|---|
| Server failure<br>or | Failure occurs | 57P01                  | After the switch is complete, reestablish the |
|                      | during access  | 57P02                  |   |

| State                                      |                                     | Error information (*1)                    | Action                                    |
|--|-------------------------------------|---|---|
| FUJITSU Enterprise Postgres system failure |                                     | YE000<br>26000<br>40001                   | connection, or reexecute the application. |
|  | Accessed during node/system failure | 08001                                     |   |
| Switch to the standby server               | Switched during access              | 57P01<br>57P02<br>YE000<br>26000<br>40001 |   |
|  | Accessed during switch              | 08001                                     |   |

\*1: Return value of SQLSTATE.

## 5.4.6 Notes

---

### Notes on creating multithreaded applications

In embedded SQL in C, DISCONNECT ALL disconnects all connections within a process, and therefore it is not thread-safe in all operations that use connections. Do not use it in multithreaded applications.

# Chapter 6 SQL References

This chapter explains the SQL statement features expanded by FUJITSU Enterprise Postgres.

## 6.1 Expanded Trigger Definition Feature

This section explains the expanded trigger definition feature.

### 6.1.1 CREATE TRIGGER

In addition to features of PostgreSQL, triggers can be created with OR REPLACE option and DO option.

#### Synopsis

```
CREATE [ OR REPLACE ] [ CONSTRAINT ] TRIGGER name { BEFORE | AFTER | INSTEAD OF } { event [ OR ... ] }
ON table_name
[ FROM referenced_table_name ]
[ NOT DEFERRABLE | [ DEFERRABLE ] [ INITIALLY IMMEDIATE | INITIALLY DEFERRED ] ]
[ REFERENCING { { OLD | NEW } TABLE [ AS ] transition_relation_name } [ ... ] ]
[ FOR [ EACH ] { ROW | STATEMENT } ]
[ WHEN ( condition ) ]
{ EXECUTE { FUNCTION | PROCEDURE } function_name ( arguments )
  | DO [ LANGUAGE lang_name ] code }
```

#### Description

Refer to the PostgreSQL Documentation for information about CREATE TRIGGER. This section describes OR REPLACE option and DO option.

A trigger which is created with OR REPLACE option and DO option will be associated with the specified table or view and will execute the specified code by the specified procedural language of DO (unnamed code block) when certain events occur.

#### Parameters

##### OR REPLACE

If the specified trigger is not defined in the table, it defines a new trigger.

If the specified trigger is already defined in the table, the named trigger replaces existing trigger.

##### code

When the certain events occur, it executes the code in a specified procedural language. The unnamed code block does not require a prior definition like a function. Syntax is same as procedural language.

##### lang\_name

The name of the language that the function is implemented in. Can be SQL, C, internal, or the name of a user-defined procedural language. The default is 'plpgsql'.

plpgsql is supported in CREATE TRIGGER.



#### Note

- A normal trigger cannot be replaced by a constraint trigger.
- A constraint trigger cannot be replaced by a normal trigger.
- A trigger defined with DO option cannot be replaced by a trigger defined with EXECUTE PROCEDURE option.
- A trigger defined with EXECUTE PROCEDURE option cannot be replaced by a trigger defined with DO option.

## Examples

It executes the code block that is specified by DO before the table is updated.  
(Example that LANGUAGE is plpgsql)

```
CREATE TRIGGER check_update
  BEFORE UPDATE ON accounts
  FOR EACH ROW
  DO $$BEGIN RETURN NEW; END;$$ ;
```



### Information

When a trigger created with DO option, a new function is created internally. The name of function is "schema name"."on table name"\_"trigger name"\_TRIGPROC(serial number).

# Chapter 7 Compatibility with Oracle Databases

This chapter describes the environment settings and functionality offered for features that are compatible with Oracle databases.

## 7.1 Overview

Features compatible with Oracle databases are provided. These features enable you to easily migrate to FUJITSU Enterprise Postgres and reduce the costs of reconfiguring applications.

The table below lists features compatible with Oracle databases.

Table 7.1 Features compatible with Oracle databases

| Category |              | Feature   |   |
|----------|--------------|---|---|
|          |              | Item  | Overview  |
| SQL      | Queries      | Outer join operator (+)                         | Operator for outer joins  |
|          |              | DUAL table                                      | Table provided by the system  |
|          | Functions    | DECODE  | Compares values, and if they match, returns a corresponding value         |
|          |              | SUBSTR  | Extracts part of a string using characters to specify position and length |
| NVL      |              | Returns a substitute value when a value is NULL |   |
| Package  | DBMS_ALERT   | Sends alerts                                    |   |
|          | DBMS_ASSERT  | Perform assertions on input values              |   |
|          | DBMS_OUTPUT  | Sends messages to clients                       |   |
|          | DBMS_PIPE    | Execution of inter-session communication        |   |
|          | DBMS_RANDOM  | Random number generation                        |   |
|          | DBMS_UTILITY | Addition of various functions                   |   |
|          | UTL_FILE     | Enables text file operations                    |   |
|          | DBMS_SQL     | Enables dynamic SQL execution                   |   |

 See

In addition to the above, refer to the file below for information on the features compatible with Oracle databases.

*fujitsuEnterprisePostgresInstallDir/share/doc/extension/README.asciidoc*

## 7.2 Precautions when Using the Features Compatible with Oracle Databases

This section provides notes on using the features compatible with oracle databases.

### 7.2.1 Notes on SUBSTR

SUBSTR is implemented in FUJITSU Enterprise Postgres and Oracle databases using different external specifications.

For this reason, when using SUBSTR, define which specification is to take precedence. In the default configuration of FUJITSU Enterprise Postgres, the specifications of FUJITSU Enterprise Postgres take precedence.

When using the SUBSTR function compatible with Oracle databases, set "oracle" and "pg\_catalog" in the "search\_path" parameter of postgresql.conf. You must specify "oracle" before "pg\_catalog" when doing this.

```
search_path = '$user', public, oracle, pg_catalog'
```

## Information

- The `search_path` parameter specifies the order in which schemas are searched. The `SUBSTR` function in Oracle databases is defined in the `oracle` schema.
- Refer to "Statement Behavior" in "Client Connection Defaults" in "Server Administration" in the PostgreSQL Documentation for information on `search_path`.

## 7.2.2 Notes when Integrating with the Interface for Application Development

The SQL noted in "Table 7.1 Features compatible with Oracle databases" can be used in the interface for application development.

Note that both "public" and the schema name in the SQL statement must be specified as the `SearchPath` parameter before "oracle" and "pg\_catalog" when using the Oracle database-compatible feature `SUBSTR`.

## 7.3 Queries

The following queries are supported:

- [Outer Join Operator \(+\)](#)
- [DUAL Table](#)

### 7.3.1 Outer Join Operator (+)

In the `WHERE` clause conditional expression, by adding the plus sign (+), which is the outer join operator, to the column of the table you want to add as a table join, it is possible to achieve an outer join that is the same as a joined table (`OUTER JOIN`).

Syntax

SELECT statement

```
SELECT ... [WHERE [NOT] joinCond ...] ...  
SELECT ... [WHERE srchCond ]... ] ...
```

Join condition

```
{ colSpec(+) = colSpec | colSpec = colSpec(+) }
```

## Note

Here we are dealing only with the `WHERE` clause of the `SELECT` statement. Refer to "SQL Commands" in "Reference" in the PostgreSQL Documentation for information on the overall syntax of the `SELECT` statement.

General rules

`WHERE` clause

- The `WHERE` clause specifies search condition or join conditions for the tables that are derived.
- Search conditions are any expressions that return `BOOLEAN` types as the results of evaluation. Any rows that do not meet these conditions are excluded from the output. When the values of the actual rows are assigned to variables and if the expression returns `TRUE`, those rows are considered to have met the conditions.
- Join conditions are comparison conditions that specify outer join operators. Join conditions in a `WHERE` clause return a table that includes all the rows that meet the join conditions, including rows that do not meet all the join conditions.
- Join conditions take precedence over search conditions. For this reason, all rows returned by the join conditions are subject to the search conditions.

- The following rules and restrictions apply to queries that use outer join operators. It is therefore recommended to use FROM clause joined tables (OUTER JOIN) rather than outer join operators:
  - Outer join operators can only be specified in the WHERE clause.
  - Outer join operators can only be specified for base tables or views.
  - To perform outer joins using multiple join conditions, it is necessary to specify outer join operators for all join conditions.
  - When combining join conditions with constants, specify outer join operators in the corresponding column specification. When not specified, they will be treated as search conditions.
  - The results column of the outer join of table t1 is not returned if table t1 is joined with table t2 by specifying an outer join operator in the column of t1, then table t1 is joined with table t3 by using search conditions.
  - It is not possible to specify columns in the same table as the left/right column specification of a join condition.
  - It is not possible to specify an expression other than a column specification for outer join operators, but they may be specified for the columns that compose the expression.

There are the following limitations on the functionality of outer join operators when compared with joined tables (OUTER JOIN). To use functionality that is not available with outer join operators, use joined tables (OUTER JOIN).

Table 7.2 Range of functionality with outer join operators

| Functionality available with joined tables (OUTER JOIN) | Outer join operator |
|---|---------------------|
| Outer joins of two tables                               | Y                   |
| Outer joins of three or more tables                     | Y (*1)              |
| Used together with joined tables within the same query  | N                   |
| Use of the OR logical operator to a join condition      | N                   |
| Use of an IN predicate to a join condition              | N                   |
| Use of subqueries to a join condition                   | N                   |

Y: Available

N: Not available

\*1: The outer joins by outer join operators can return outer join results only for one other table. For this reason, to combine outer joins of table t1 and table t2 or table t2 and table t3, it is not possible to specify outer join operators simultaneously for table t2.

### Example

Table configuration

t1

| col1 | col2  | col3 |
|------|-------|------|
| 1001 | AAAAA | 1000 |
| 1002 | BBBBB | 2000 |
| 1003 | CCCCC | 3000 |

t2

| col1 | col2   |
|------|--------|
| 1001 | aaaaa  |
| 1002 | bbbbbb |
| 1004 | dddddd |

Example 1: Return all rows in table t2, including those that do not exist in table t1.

```
SELECT *
  FROM t1, t2
  WHERE t1.col1(+) = t2.col1;
col1 |   col2   | col3 | col1 |   col2
-----+-----+-----+-----+-----
1001 | AAAAA   | 1000 | 1001 | aaaaa
1002 | BBBB    | 2000 | 1002 | bbbbb
      |         |      | 1004 | ddddd
(3 rows)
```

This is the same syntax as the joined table (OUTER JOIN) of the FROM clause shown next.

```
SELECT *
  FROM t1 RIGHT OUTER JOIN t2
  ON t1.col1 = t2.col1;
```

Example 2: In the following example, the results are filtered to records above 2000 in t1.col3 by search conditions, and the records are those in table t2 that include ones that do not exist in table t1. After filtering with the join conditions, there is further filtering with the search conditions, so there will only be one record returned.

```
SELECT *
  FROM t1, t2
  WHERE t1.col1(+) = t2.col1
  AND t1.col3 >= 2000;
col1 |   col2   | col3 | col1 |   col2
-----+-----+-----+-----+-----
1002 | BBBB    | 2000 | 1002 | bbbbb
(1 row)
```

This is the same syntax as the joined table (OUTER JOIN) of the FROM clause shown next.

```
SELECT *
  FROM t1 RIGHT OUTER JOIN t2
  ON t1.col1 = t2.col1
  WHERE t1.col3 >= 2000;
```

---

## 7.3.2 DUAL Table

DUAL table is a virtual table provided by the system. Use when executing SQL where access to a base table is not required, such as when performing tests to get result expressions such as functions and operators.



### Example

In the following example, the current system date is returned.

```
SELECT CURRENT_DATE "date" FROM DUAL;
   date
-----
2013-05-14
(1 row)
```

---

## 7.4 SQL Function Reference

The following SQL functions are supported:



- [DECODE](#)
- [SUBSTR](#)
- [NVL](#)

## 7.4.1 DECODE

---

### Description

Compares values and if they match, returns a corresponding value.

### Syntax

```
DECODE(expr, srch, result [, srch, result ]... [, default ])
```

### General rules

- DECODE compares values of the value expression to be converted and the search values one by one. If the values match, a corresponding result value is returned. If no values match, the default value is returned if it has been specified. A NULL value is returned if a default value has not been specified.
- If the same search value is specified more than once, then the result value returned is the one listed for the first occurrence of the search value.
- The following data types can be used in result values and in the default value:
  - CHAR
  - VARCHAR
  - NCHAR
  - NCHAR VARYING
  - TEXT
  - INTEGER
  - BIGINT
  - NUMERIC
  - DATE
  - TIME WITHOUT TIME ZONE
  - TIMESTAMP WITHOUT TIME ZONE
  - TIMESTAMP WITH TIME ZONE
- The same data type must be specified for the values to be converted and the search values. However, note that different data types may also be specified if a literal is specified in the search value, and the value expression to be converted contains data types that can be converted. When specifying literals, refer to "[Table A.1 Data type combinations that contain literals and can be converted implicitly](#)" in "[A.3 Implicit Data Type Conversions](#)" for information on the data types that can be specified.
- If the result values and default value are all literals, the data types for these values will be as shown below:
  - If all values are string literals, all will become character types.
  - If there is one or more numeric literal, all will become numeric types.
  - If there is one or more literal cast to the datetime/time types, all will become datetime/time types.
- If the result values and default value contain a mixture of literals and non-literals, the literals will be converted to the data types of the non-literals. When specifying literals, refer to "[Table A.1 Data type combinations that contain literals and can be converted implicitly](#)" in "[A.3 Implicit Data Type Conversions](#)" for information on the data types that can be converted.
- The same data type must be specified for all result values and for the default value. However, different data types can be specified if the data type of any of the result values or default value can be converted - these data types are listed below:

Table 7.3 Data type combinations that can be converted by DECODE (summary)

|                    |                | Other result values or default value |                |                |
|--------------------|----------------|--------------------------------------|----------------|----------------|
|                    |                | Numeric type                         | Character type | Date/time type |
| Result value (any) | Numeric type   | Y                                    | N              | N              |
|                    | Character type | N                                    | Y              | N              |
|                    | Date/time type | N                                    | N              | S (*1)         |

Y: Can be converted

S: Some data types can be converted

N: Cannot be converted

\*1: The data types that can be converted for date/time types are listed below:

Table 7.4 Result value and default value date/time data types that can be converted by DECODE

|                    |                             | Other result values or default value |                        |                             |                          |
|--------------------|-----------------------------|--------------------------------------|------------------------|-----------------------------|--------------------------|
|                    |                             | DATE                                 | TIME WITHOUT TIME ZONE | TIMESTAMP WITHOUT TIME ZONE | TIMESTAMP WITH TIME ZONE |
| Result value (any) | DATE                        | Y                                    | N                      | Y                           | Y                        |
|                    | TIME WITHOUT TIME ZONE      | N                                    | Y                      | N                           | N                        |
|                    | TIMESTAMP WITHOUT TIME ZONE | Y                                    | N                      | Y                           | Y                        |
|                    | TIMESTAMP WITH TIME ZONE    | Y                                    | N                      | Y                           | Y                        |

Y: Can be converted

N: Cannot be converted

- The data type of the return value will be the data type within the result or default value that is longest and has the highest precision.



### Example

In the following example, the value of col3 in table t1 is compared and converted to a different value. If the col3 value matches search value 1, the result value returned is "one". If the col3 value does not match any of search values 1, 2, or 3, the default value "other number" is returned.

```

SELECT col1, DECODE(col3, 1000, 'one',
                    2000, 'two',
                    3000, 'three',
                    'other number') "num-word"
      FROM t1;
col1 | num-word
-----+-----
1001 | one
1002 | two
1003 | three
(3 rows)
    
```

## 7.4.2 SUBSTR

### Description

Extracts part of a string using characters to specify position and length.

## Syntax

```
SUBSTR(str, startPos [, len ])
```

## General rules

- SUBSTR extracts and returns a substring of string *str*, beginning at position *startPos*, for number of characters *len*.
- When *startPos* is positive, it will be the number of characters from the beginning of the string.
- When *startPos* is 0, it will be treated as 1.
- When *startPos* is negative, it will be the number of characters from the end of the string.
- When *len* is not specified, all characters to the end of the string are returned. NULL is returned when *len* is less than 1.
- For *startPos* and *len*, specify a SMALLINT or INTEGER type. When specifying literals, refer to "[Table A.1 Data type combinations that contain literals and can be converted implicitly](#)" in "[A.3 Implicit Data Type Conversions](#)" for information on the data types that can be specified.
- The data type of the return value is TEXT.

## Note

- There are two types of SUBSTR. One that behaves as described above, and one that behaves the same as SUBSTRING. The *search\_path* parameter must be modified for it to behave the same as the specification described above.
- It is recommended to set *search\_path* in *postgresql.conf*. In this case, it will be effective for each instance. Refer to "[7.2.1 Notes on SUBSTR](#)" for information on how to configure *postgresql.conf*.
- The configuration of *search\_path* can be done at the user level or at the database level. Setting examples are shown below.
  - Example of setting at the user level

This can be set by executing an SQL command. In this example, *user1* is used as the username.

```
ALTER USER user1 SET search_path = "$user",public,oracle,pg_catalog;
```

- Example of setting at the database level

This can be set by executing an SQL command. In this example, *db1* will be used as the database name.

```
ALTER DATABASE db1 SET search_path = "$user",public,oracle,pg_catalog;
```

You must specify "oracle" before "pg\_catalog".

- If the change has not been implemented, SUBSTR is the same as SUBSTRING.

## See

Refer to "SQL Commands" in "Reference" in the PostgreSQL Documentation for information on ALTER USER and ALTER DATABASE.

## Information

The general rules for SUBSTRING are as follows:

- The start position will be from the beginning of the string, whether positive, 0, or negative.
- When *len* is not specified, all characters to the end of the string are returned.
- An empty string is returned if no string is extracted or *len* is less than 1.



See

Refer to "String Functions and Operators" under "The SQL Language" in the PostgreSQL Documentation for information on SUBSTRING.



Example

In the following example, part of the string "ABCDEFGH" is extracted:

```
SELECT SUBSTR('ABCDEFGH',3,4) "Substring" FROM DUAL;
```

```
Substring
-----
CDEF
(1 row)
```

```
SELECT SUBSTR('ABCDEFGH',-5,4) "Substring" FROM DUAL;
```

```
Substring
-----
(1 row)
```

### 7.4.3 NVL

Description

Returns a substitute value when a value is NULL.

Syntax

```
NVL(expr1, expr2)
```

General rules

- NVL returns a substitute value when the specified value is NULL. When *expr1* is NULL, *expr2* is returned. When *expr1* is not NULL, *expr1* is returned.
- Specify the same data types for *expr1* and *expr2*. However, if a constant is specified in *expr2*, and the data type can also be converted by *expr1*, different data types can be specified. When this happens, the conversion by *expr2* is done to suit the data type in *expr1*, so the value of *expr2* returned when *expr1* is a NULL value will be the value converted in the data type of *expr1*.
- When specifying literals, refer to "[Table A.1 Data type combinations that contain literals and can be converted implicitly](#)" in "[A.3 Implicit Data Type Conversions](#)" for information on the data types that can be converted.



Example

In the following example, "IS NULL" is returned if the value of col1 in table t1 is a NULL value.

```
SELECT col2, NVL(col1, 'IS NULL') "nvl" FROM t1;
```

```
col2 | nvl
-----+-----
aaa  | IS NULL
(1 row)
```

## 7.5 Package Reference

A "package" is a group of features, brought together by schemas, that have a single functionality, and are used by calling from PL/pgSQL.

The following packages are supported:

- DBMS\_ALERT
- DBMS\_ASSERTION
- DBMS\_OUTPUT
- DBMS\_PIPE
- DBMS\_RANDOM
- DBMS\_UTILITUY
- UTL\_FILE
- [DBMS\\_SQL](#)

To call each feature from PL/pgSQL, use the PERFORM or SELECT statement and qualify the feature name with the package name. For more information on the calling format, refer to the feature-specific description for each package.

In the following, explain DBMS\_SQL among the supported packages. For other packages, refer to the README stored in the installation location.



See

For packages other than DBMS\_SQL, refer to the following file.

*fujitsuEnterprisePostgresInstallDir/share/doc/extension/README.asciidoc*

## 7.5.1 DBMS\_SQL

---

### Overview

Dynamic SQL can be executed from PL/pgSQL.

### Features

| Feature       | Description  |
|---------------|--|
| BIND_VARIABLE | Sets values in the host variable within the SQL statement.                       |
| CLOSE_CURSOR  | Closes the cursor.   |
| COLUMN_VALUE  | Retrieves the value of the column in the select list extracted with FETCH_ROWS.  |
| DEFINE_COLUMN | Defines the column from which values are extracted and the storage destination.  |
| EXECUTE       | Executes SQL statements.   |
| FETCH_ROWS    | Positions the specified cursor at the next row and extracts values from the row. |
| OPEN_CURSOR   | Opens a new cursor.  |
| PARSE         | Parses SQL statements.   |



Note

- In DBMS\_SQL, the data types supported in dynamic SQL are limited, and therefore the user must consider this. The supported data types are:
  - INTEGER
  - DECIMAL
  - NUMERIC
  - REAL

- DOUBLE PRECISION
- CHAR(\*1)
- VARCHAR(\*1)
- NCHAR(\*1)
- NCHAR VARYING(\*1)
- TEXT
- DATE
- TIMESTAMP WITHOUT TIME ZONE
- TIMESTAMP WITH TIME ZONE
- INTERVAL(\*2)
- SMALLINT
- BIGINT

\*1:

The host variables with CHAR, VARCHAR, NCHAR, and NCHAR VARYING data types are treated as TEXT, to match the string function arguments and return values. Refer to "String Functions and Operators" in "Functions and Operators" in "The SQL Language" in the PostgreSQL Documentation for information on string functions.

When specifying the arguments of the features compatible with Oracle databases NVL and/or DECODE, use CAST to convert the data types of the host variables to ensure that data types between arguments are the same.

\*2:

When using COLUMN\_VALUE to obtain an INTERVAL type value specified in the select list, use an INTERVAL type variable with a wide range such as when no interval qualifier is specified, or with a range that matches that of the variable in the select list. If an interval qualifier variable with a narrow range is specified, then the value within the interval qualifier range will be obtained, but an error that the values outside the range have been truncated will not occur.



## Example

This example illustrates where a value expression that returns an INTERVAL value is set in the select list and the result is received with COLUMN\_VALUE. Note that the SQL statement operation result returns a value within the INTERVAL DAY TO SECOND range.

### [Bad example]

Values of MINUTE, and those after MINUTE, are truncated, because the variable(v\_interval) is INTERVAL DAY TO HOUR.

```

v_interval      INTERVAL DAY TO HOUR;
...
PERFORM DBMS_SQL.PARSE(cursor, 'SELECT CURRENT_TIMESTAMP - ''2010-01-01'' FROM DUAL', 1);
...
SELECT value INTO v_interval FROM DBMS_SQL.COLUMN_VALUE(cursor, 1, v_interval);
result:1324 days 09:00:00

```

### [Good example]

By ensuring that the variable(v\_interval) is INTERVAL, the values are received correctly.

```

v_interval      INTERVAL;
...
PERFORM DBMS_SQL.PARSE(cursor, 'SELECT CURRENT_TIMESTAMP - ''2010-01-01'' FROM DUAL', 1);
...
SELECT value INTO v_interval FROM DBMS_SQL.COLUMN_VALUE(cursor, 1, v_interval);
result:1324 days 09:04:37.530623

```

## Syntax

```
{ BIND_VARIABLE(cursor, varName, val [, len ])
| CLOSE_CURSOR(cursor)
| COLUMN_VALUE(cursor, colPos, varName)
| DEFINE_COLUMN(cursor, colPos, varName [, len ])
| EXECUTE(cursor)
| FETCH_ROWS(cursor)
| OPEN_CURSOR([parm1 ])
| PARSE(cursor, sqlStmt, parm1 [, parm2, parm3, parm4 ])
}
```

### 7.5.1.1 Description

This section explains each feature of DBMS\_SQL.

#### BIND\_VARIABLE

- BIND\_VARIABLE sets values in the host variable within the SQL statement.
- Specify the cursor number to be processed.
- Specify the name of the host variable within the SQL statement using a string for the host variable name.
- Specify the value set in the host variable. The data type of the host variable is the same as that of the value expression - it is implicitly converted in accordance with its position within the SQL statement. Refer to "[A.3 Implicit Data Type Conversions](#)" for information on implicit conversions.
- If the value is a character type, the string length is the number of characters. If the string length is not specified, the size is the total length of the string.
- It is necessary to place a colon at the beginning of the host variable in SQL statements to identify the host variable. The colon does not have to be added to the host variable names specified at BIND\_VARIABLE. The following shows examples of host variable names specified with SQL statements and host variable names specified with BIND\_VARIABLE:

```
PERFORM DBMS_SQL.PARSE(cursor, 'SELECT emp_name FROM emp WHERE sal > :x', 1);
```

In this example, BIND\_VARIABLE will be as follows:

```
PERFORM DBMS_SQL.BIND_VARIABLE(cursor, ':x', 3500);
```

Or,

```
PERFORM DBMS_SQL.BIND_VARIABLE(cursor, 'x', 3500);
```

- The length of the host variable name can be up to 30 bytes (excluding colons).
- If the data type of the set value is string, specify the effective size of the column value as the fourth argument.



#### Example

If the data type of the value to be set is not a string:

```
PERFORM DBMS_SQL.BIND_VARIABLE(cursor, ':NO', 1);
```

If the data type of the value to be set is a string:

```
PERFORM DBMS_SQL.BIND_VARIABLE(cursor, ':NAME', h_memid, 5);
```

#### CLOSE\_CURSOR

- CLOSE\_CURSOR closes the cursor.

- Specify the cursor number to be processed.
- The value returned is a NULL value.



## Example

```
cursor := DBMS_SQL.CLOSE_CURSOR(cursor);
```

## COLUMN\_VALUE

- COLUMN\_VALUE retrieves the value of the column in the select list extracted with FETCH\_ROWS.
- Specify the cursor number to be processed.
- Specify the position of the column of the select list in the SELECT statement. The position of the first column is 1.
- Specify the destination variable name.
- Use a SELECT statement to obtain the values of the value, column\_error, and actual\_length columns.
- The value column returns the value of the column specified at the column position. The data type of the variable name must match that of the column. If the data type of the column in the SELECT statement specified in PARSE is not compatible with DBMS\_SQL, use CAST to convert to a compatible data type.
- The data type of the column\_error column is NUMERIC. If the column value could not be set correctly in the value column, a value other than 0 will be returned:  
22001: The extracted string has been truncated  
22002: The extracted value contains a NULL value
- The data type of the actual\_length column is INTEGER. If the extracted value is a character type, the number of characters will be returned (if the value was truncated, the number of characters prior to the truncation will be returned), otherwise, the number of bytes will be returned.



## Example

When retrieving the value of the column, the error code, and the actual length of the column value:

```
SELECT value, column_error, actual_length INTO v_memid, v_col_err, v_act_len FROM
DBMS_SQL.COLUMN_VALUE(cursor, 1, v_memid);
```

When retrieving just the value of the column:

```
SELECT value INTO v_memid FROM DBMS_SQL.COLUMN_VALUE(cursor, 1, v_memid);
```

## DEFINE\_COLUMN

- DEFINE\_COLUMN defines the column from which values are extracted and the storage destination.
- Specify the cursor number to be processed.
- Specify the position of the column in the select list in the SELECT statement. The position of the first column is 1.
- Specify the destination variable name. The data type should be match with the data type of the column from which the value is to be extracted. If the data type of the column in the SELECT statement specified in PARSE is not compatible with DBMS\_SQL, use CAST to convert to a compatible data type.
- Specify the maximum number of characters of character type column values.
- If the data type of the column value is string, specify the effective size of the column value as the fourth argument.



## Example

When the data type of the column value is not a string:

```
PERFORM DBMS_SQL.DEFINE_COLUMN(cursor, 1, v_memid);
```

When the data type of the column value is a string:

```
PERFORM DBMS_SQL.DEFINE_COLUMN(cursor, 1, v_memid, 10);
```

## EXECUTE

- EXECUTE executes SQL statements.
- Specify the cursor number to be processed.
- The return value is an INTEGER type, is valid only with INSERT statement, UPDATE statement, and DELETE statement, and is the number of rows processed. Anything else is invalid.

## Example

```
ret := DBMS_SQL.EXECUTE(cursor);
```

## FETCH\_ROWS

- FETCH\_ROWS positions at the next row and extracts values from the row.
- Specify the cursor number to be processed.
- The return value is an INTEGER type and is the number of rows extracted. 0 is returned if all are extracted.
- The extracted information is retrieved with COLUMN\_VALUE.

## Example

```
LOOP
  IF DBMS_SQL.FETCH_ROWS(cursor) = 0 THEN
    EXIT;
  END IF;
  ...
END LOOP;
```

## OPEN\_CURSOR

- OPEN\_CURSOR opens a new cursor.
- The parameter is used for compatibility with Oracle databases only, and is ignored by FUJITSU Enterprise Postgres. An INTEGER type can be specified, but it will be ignored. If migrating from an Oracle database, specify 1.
- Close unnecessary cursors by executing CLOSE\_CURSOR.
- The return value is an INTEGER type and is the cursor number.



## Example

```
cursor := DBMS_SQL.OPEN_CURSOR();
```

### PARSE

- PARSE analyzes dynamic SQL statements.
- Specify the cursor number to be processed.
- Specify the SQL statement to be parsed.
- Parameters 1, 2, 3, and 4 are used for compatibility with Oracle databases only, and are ignored by FUJITSU Enterprise Postgres. If you are specifying values anyway, specify the following:
  - Parameter 1 is an INTEGER type. Specify 1.
  - Parameters 2 and 3 are TEXT types. Specify NULL.
  - Parameter 4 is a BOOLEAN type. Specify TRUE.If migrating from an Oracle database, the specified values for parameters 2, 3, and 4 do not need to be changed.
- Add a colon to the beginning of host variables in SQL statements.
- The DDL statement is executed when PARSE is issued. EXECUTE is not required for the DDL statement.
- If PARSE is called again for opened cursors, the content in the data regions within the cursors is reset, and the SQL statement is parsed anew.



## Example

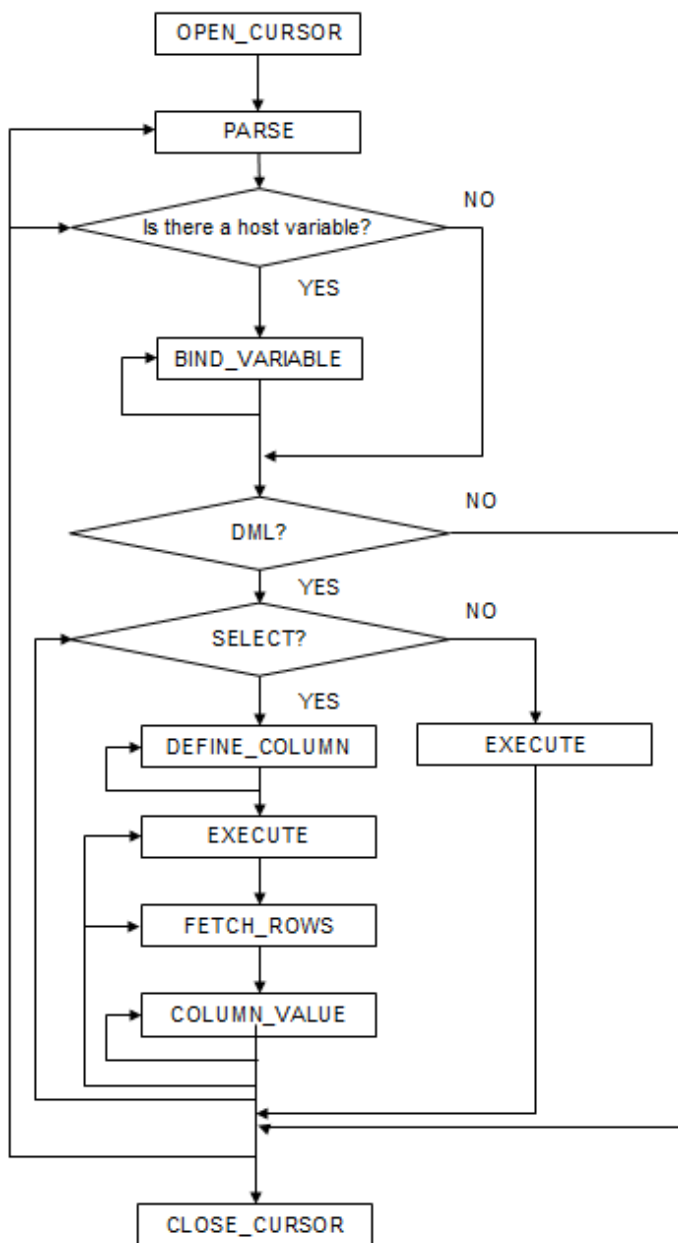
```
PERFORM DBMS_SQL.PARSE(cursor, 'SELECT memid, memnm FROM member WHERE memid = :NO', 1);
```

### 7.5.1.2 Example

This section explains the flow of DBMS\_SQL and provides an example.

## Flow of DBMS\_SQL

Flow of DBMS\_SQL



## Example

```
CREATE FUNCTION smp_00()  
RETURNS INTEGER  
AS $$  
DECLARE  
    str_sql    VARCHAR(255);  
    cursor     INTEGER;  
    h_smpid   INTEGER;  
    v_smpid   INTEGER;  
    v_smpnm   VARCHAR(20);  
    v_smpage  INTEGER;  
    errcd     INTEGER;
```

```

length      INTEGER;
ret         INTEGER;
BEGIN
str_sql     := 'SELECT smpid, smpnm, smpage FROM smp_tbl WHERE smpid < :H_SMPID ORDER BY smpid';
h_smpid    := 3;
v_smpid    := 0;
v_smpnm    := '';
v_smpage   := 0;

cursor := DBMS_SQL.OPEN_CURSOR();

PERFORM DBMS_SQL.PARSE(cursor, str_sql, 1);

PERFORM DBMS_SQL.BIND_VARIABLE(cursor, ':H_SMPID', h_smpid);

PERFORM DBMS_SQL.DEFINE_COLUMN(cursor, 1, v_smpid);
PERFORM DBMS_SQL.DEFINE_COLUMN(cursor, 2, v_smpnm, 10);
PERFORM DBMS_SQL.DEFINE_COLUMN(cursor, 3, v_smpage);

ret := DBMS_SQL.EXECUTE(cursor);
loop
  if DBMS_SQL.FETCH_ROWS(cursor) = 0 then
    EXIT;
  end if;

  SELECT value,column_error,actual_length INTO v_smpid,errcd,length FROM
DBMS_SQL.COLUMN_VALUE(cursor, 1, v_smpid);
  RAISE NOTICE '-----';
  RAISE NOTICE '-----';
  RAISE NOTICE 'smpid      = %', v_smpid;
  RAISE NOTICE 'errcd       = %', errcd;
  RAISE NOTICE 'length      = %', length;

  SELECT value,column_error,actual_length INTO v_smpnm,errcd,length FROM
DBMS_SQL.COLUMN_VALUE(cursor, 2, v_smpnm);
  RAISE NOTICE '-----';
  RAISE NOTICE 'smpnm       = %', v_smpnm;
  RAISE NOTICE 'errcd       = %', errcd;
  RAISE NOTICE 'length      = %', length;

  select value,column_error,actual_length INTO v_smpage,errcd,length FROM
DBMS_SQL.COLUMN_VALUE(cursor, 3, v_smpage);
  RAISE NOTICE '-----';
  RAISE NOTICE 'smpage      = %', v_smpage;
  RAISE NOTICE 'errcd       = %', errcd;
  RAISE NOTICE 'length      = %', length;
  RAISE NOTICE '';
end loop;

cursor := DBMS_SQL.CLOSE_CURSOR(cursor);
RETURN 0;
END;
$$ LANGUAGE plpgsql;

```

# Chapter 8 Application Connection Switch Feature

The application connection switch feature enables automatic connection to the target server when there are multiple servers with redundant configurations.

When using this feature, specify the primary server and secondary server as the connected servers in the application connection information. A standby server can optionally be prioritized over the primary server as the target server.

If an application connection switch occurs, explicitly close the connection and then reestablish the connection or reexecute the application. Refer to "Errors when an Application Connection Switch Occurs and Corresponding Actions" of the relevant client interface for information on how to confirm the switch.

## 8.1 Connection Information for the Application Connection Switch Feature

To use the application connection switch feature, set the information shown below when connecting the database.

### IP address or host name

Specify the IP address or host name that will be used to configure the database multiplexing system.

### Port number

A port number used by each database server to listen for connections from applications.

In each client interface, multiple port numbers can be specified, however in the format shown below, for example:

host1,host2:port2

### JDBC

If only one port number is specified, it will be assumed that host1: 27500 (the default value) and host2:port2 were specified. Omit all port numbers, or specify only one per server.

### Others

If only one port number is specified, it will be assumed that the same port is used for all the hosts.

### Target server

From the specified connection destination server information, specify the selection sequence of the servers to which the application will connect. The values specified for the target server have the meanings shown below. If a value is omitted, "any" will be assumed.

#### Primary server

The primary server is selected as the connection target from the specified "IP addresses or host names". Specify this to perform tasks that can be performed only on the primary server, such as applications in line with updates, or management tasks such as REINDEX and VACUUM.

#### Standby server (this value can be used only when the JDBC driver is used)

The standby server is selected as the connection target from the specified "IP addresses or host names". On standby server, the update will always fail. If the target server is not standby, the JDBC driver will throw an error stating that it is unable to find a server with the specified targetServerType.

#### Priority given to a standby server

The standby server is selected preferentially as the connection target from the specified "IP addresses or host names". If there is no standby server, the application will connect to the primary server.

#### Any

This method is not recommended in database multiplexing systems. This is because, although the connection destination server is selected in the specified sequence from the specified "IP addresses or host names", if the server that was successfully connected to first is the standby server, the write operations will always fail.

The table below shows the server selection order values to set for each driver:

| Server selection order             | JDBC drivers      | Other drivers |
|------------------------------------|-------------------|---------------|
| Primary server                     | "primary"         | "read-write"  |
| Standby server                     | "secondary"       | -             |
| Priority given to a standby server | "preferSecondary" | "prefer-read" |
| Any                                | "any"             | "any"         |

### SSL server certificate Common Name (CN)

To perform SSL authentication by creating the same server certificate for each server in a multiplexing system, specify the SSL server certificate Common Name (CN) in this parameter. Accordingly, SSL authentication using the CN can be performed without having to consider the names of the multiple servers contained in the multiplexing system.

## 8.2 Using the Application Connection Switch Feature

This section explains how to set the connection destination server using the application connection switch feature.

Of the parameters used as connection information for each client interface, only the parameters specific to the application connection switch feature are explained here. Refer to "Setup" and "Connecting to the Database" for information on the other parameters of each client interface.

### 8.2.1 Using the JDBC Driver

Set the following information in the connection string of the DriverManager class, or in the data source.

Table 8.1 Information to be set

| Argument         | Explanation  |
|------------------|--|
| host1<br>host2   | Specify the IP address or host name.   |
| port1<br>port2   | Specify the port number for the connection.<br>The port number can be omitted. If omitted, the default is 27500.   |
| database_name    | Specify the database name.   |
| targetServerType | Specify the selection sequence of the servers to which the application will connect.<br>Refer to " <a href="#">Target server</a> " for details.  |
| sslmode          | Specify this to encrypt communications. By default, this is disabled. The setting values for sslmode are as follows:<br><br>disable: Connect without SSL<br><br>require: Connect always with SSL<br><br>verify-ca: Connect with SSL, using a certificate issued by a trusted CA (*1)<br><br>verify-full: Connect with SSL, using a certificate issued by a trusted CA to verify if the server host name matches the certificate (*1) |
| sslservercertcn  | This parameter is enabled only to perform SSL authentication (sslmode=verify-full).<br><br>Specify the server certificate CN. If this is omitted, the value will be null, and the server certificate CN will be authenticated using the host name specified in host.   |

\*1: If specifying either "verify-ca" or "verify-full", the CA certificate file can be specified using connection string sslrootcert.

#### When using Driver Manager

Specify the following URL in the API of the DriverManager class:

```
jdbc:postgresql://host1[:port1],host2[:port2]/dbName[?targetServerType={primary | secondary|
preferSecondary | any}][&sslmode=verify-
full&sslrootcert=cACertificateFile&sslservercertcn=targetServerCertificateCN]
```

- If the target server is omitted, the default value "any" is used.
- When using IPV6, specify the host in the "[host]" (with square brackets) format.

**[Example]**

```
jdbc:postgresql://[2001:Db8::1234]:27500,192.168.1.1:27500/dbName
```

**When using the data source**

Specify the properties of the data source in the following format:

```
source.setServerName("host1[:port1],host2[:port2]");
source.setTargetServerType("primary");
source.setSslmode("verify-full");
source.setSslrootcert("cACertificateFile");
source.setSslservercertcn("targetServerCertificateCN");
```

- If the port number is omitted, the value specified in the portNumber property will be used. Also, if the portNumber property is omitted, the default is 27500.
- If the target server is omitted, the value will be "any".
- When using IPV6, specify the host in the "[host]" (with square brackets) format.

**[Example]**

```
source.setServerName("[2001:Db8::1234]:27500,192.168.1.1:27500");
```



**Note**

If using the connection parameter loginTimeout, the value will be applied for the time taken attempting to connect to all of the specified hosts.

## 8.2.2 Using the ODBC Driver

Set the following information in the connection string or data source.

Table 8.2 Information to be set

| Parameter  | Explanation   |
|------------|---|
| Servername | Specify IP address 1 and IP address 2, or the host name, using a comma as the delimiter. Based on ODBC rules, it is recommended to enclose the whole string containing comma delimiters with {}.<br>Format: {host1,host2}   |
| Port       | Specify the connection destination port numbers, using a comma as the delimiter. Based on ODBC rules, it is recommended to enclose the whole string containing comma delimiters with {}.<br>Format: {port1,port2}<br><br>Specify the port number corresponding to the IP address or host specified for the nth Servername as the nth Port.<br><br>The port number can be omitted. If omitted, the default is 27500. |

| Parameter            | Explanation   |
|----------------------|---|
|                      | If <i>n</i> server names are specified, and <i>m</i> ports are specified then there will be error reported. The only exceptions are where <i>m</i> = <i>n</i> or <i>m</i> =1. In case only one port is specified, then the same is applied for all the hosts.   |
| target_session_attrs | Specify the selection sequence of the servers to which the application will connect. Refer to " <a href="#">Target server</a> " for details.  |
| SSLMode              | Specify this to encrypt communications. By default, this is disabled. The setting values for SSLMode are as follows:<br><br>disable: Connect without SSL<br>allow: Connect without SSL, and if it fails, connect with SSL<br>prefer: Connect with SSL, and if it fails, connect without SSL<br>require: Connect always with SSL<br>verify-ca: Connect with SSL, using a certificate issued by a trusted CA (*1)<br>verify-full: Connect with SSL, using a certificate issued by a trusted CA to verify if the server host name matches the certificate (*1) |
| SSLServerCertCN      | This parameter is enabled only to perform SSL authentication (SSLMode=verify-full).<br><br>Specify the server certificate CN. If this is omitted, the value will be null, and the server certificate CN will be authenticated using the host name specified in Servername.  |

\*1: If specifying either "verify-ca" or "verify-full", use the system environment variable PGSSLROOTCERT of your operating system to specify the CA certificate file as shown below.

Example)

Variable name: PGSSLROOTCERT

Variable value: *cACertificateFile*

#### When specifying a connection string

Specify the following connection string:

```
...;Servername={host1,host2};Port={port1,port2};[target_session_attrs={read-write | prefer-read | any}];[ SSLMode=verify-full;SSLServerCertCN=targetServerCertificateCN]...
```

- When using IPV6, specify the host in the "*host*" format.

#### [Example]

```
Servername={2001:Db8::1234,192.168.1.1};Port={27500,27500};
```

#### When using the data source

Specify the properties of the data source in the following format:

```
Servername={host1,host2}
Port={port1,port2}
target_session_attrs={read-write | prefer-read | any }
SSLMode=verify-full
SSLServerCertCN=targetServerCertificateCN
```

- When using IPV6, specify the host in the "*host*" format.

#### [Example]

```
Servername={2001:Db8::1234,192.168.1.1}
```



## Note

If using the connection parameter `login_timeout`, this value is applied for connections to each of the specified hosts. If both multiplexed database servers have failed, the connection will time out when a time equal to double the `login_timeout` value elapses.

## 8.2.3 Using a Connection Service File

Set the connection parameters as follows.

Table 8.3 Information to be set

| Parameter                         | Explanation   |
|-----------------------------------|---|
| <code>host</code>                 | Specify the host names, using a comma as the delimiter.   |
| <code>hostaddr</code>             | Specify IP address 1 and IP address 2, using a comma as the delimiter.  |
| <code>port</code>                 | Specify the connection destination port numbers, using a comma as the delimiter.<br>Specify the port number for the server specified for the <i>n</i> th host or <code>hostaddr</code> as the <i>n</i> th port.<br><br>The port number can be omitted. If omitted, the default is 27500.<br><br>If <i>n</i> server names are specified, and <i>m</i> ports are specified then there will be error reported. The only exceptions are where <i>m</i> = <i>n</i> or <i>m</i> =1. In case only one port is specified, then the same is applied for all the hosts.                                   |
| <code>target_session_attrs</code> | Specify the selection sequence of the servers to which the application will connect.<br>Refer to " <a href="#">Target server</a> " for details.   |
| <code>sslmode</code>              | Specify this to encrypt communications. By default, this is disabled.<br>The setting values for <code>sslmode</code> are as follows:<br><br>disable: Connect without SSL<br><br>allow: Connect without SSL, and if it fails, connect with SSL<br><br>prefer: Connect with SSL, and if it fails, connect without SSL<br><br>require: Connect always with SSL<br><br>verify-ca: Connect with SSL, using a certificate issued by a trusted CA (*1)<br><br>verify-full: Connect with SSL, using a certificate issued by a trusted CA to verify if the server host name matches the certificate (*1) |
| <code>sslservercertcn</code>      | This parameter is enabled only to perform SSL authentication ( <code>sslmode=verify-full</code> ).<br><br>Specify the server certificate CN. If this is omitted, the value will be null, and the server certificate CN will be authenticated using the host name specified in <code>host</code> .   |

\*1: If specifying either "verify-ca" or "verify-full", use the system environment variable `PGSSLROOTCERT` (connection parameter `sslrootcert`) of your operating system to specify the CA certificate file as shown below.

Example)

Variable name: `PGSSLROOTCERT`

Variable value: `cACertificateFile`

## Note

If using the connection parameter `connect_timeout`, this value is applied for connections to each of the specified hosts. If both multiplexed database servers have failed, the connection will time out when a time equal to double the `connect_timeout` value elapses.

If using the C Library, embedded SQL or psql commands (including other client commands that specify connection destinations), it is recommended to use a connection service file to specify connection destinations.

In the connection service file, a name (service name) is defined as a set, comprising information such as connection destination information and various types of tuning information set for connections. By using the service name defined in the connection service file when connecting to databases, it is no longer necessary to modify applications when the connection information changes.

## 8.2.4 Using the C Library (libpq)

It is recommended that you use a connection service file. Refer to "8.2.3 Using a Connection Service File" for details.

If a connection service file will not be used, set the following information for the database connection control functions (PQconnectdbParams, PQconnectdb, and so on) or environment variables.

Table 8.4 Information to be set

| Parameter (environment variable name)      | Explanation   |
|--|---|
| host(PGHOST)                               | Specify the host names, using a comma as the delimiter.   |
| hostaddr(PGHOSTADDR)                       | Specify IP address 1 and IP address 2, using a comma as the delimiter.  |
| port(PGPORT)                               | Specify the connection destination port numbers, using a comma as the delimiter. Specify the port number for the server specified for the nth host or hostaddr as the nth port.<br><br>The port number can be omitted. If omitted, the default is 27500.<br><br>If <i>n</i> server names are specified, and <i>m</i> ports are specified then there will be error reported. The only exceptions are where <i>m=n</i> or <i>m=1</i> . In case only one port is specified, then the same is applied for all the hosts.  |
| target_session_attrs(PGTARGETSESSIONATTRS) | Specify the selection sequence of the servers to which the application will connect. Refer to "Target server" for details.  |
| sslmode(PGSSLMODE)                         | Specify this to encrypt communications. By default, this is disabled. The setting values for sslmode are as follows:<br><br>disable: Connect without SSL<br><br>allow: Connect without SSL, and if it fails, connect with SSL<br><br>prefer: Connect with SSL, and if it fails, connect without SSL<br><br>require: Connect always with SSL<br><br>verify-ca: Connect with SSL, using a certificate issued by a trusted CA (*1)<br><br>verify-full: Connect with SSL, using a certificate issued by a trusted CA to verify if the server host name matches the certificate (*1) |
| sslservercertcn(PGXSSLSERVERCERTCN)        | This parameter is enabled only to perform SSL authentication (sslmode=verify-full).<br><br>Specify the server certificate CN. If this is omitted, the value will be null, and the server certificate CN will be authenticated using the host name specified in host.  |

\*1: If specifying either "verify-ca" or "verify-full", use the system environment variable PGSSLROOTCERT (connection parameter sslrootcert) of your operating system to specify the CA certificate file as shown below.

Example)

Variable name: PGSSLROOTCERT

Variable value: *cACertificateFile*

## When using URI

```
postgresql://host1[:port1],host2[:port2][,...]/database_name  
[?target_session_attrs={read-write | prefer-read | any }]
```

- When using IPV6, specify the host in the "[*host*]" (with square brackets) format.

### [Example]

```
postgresql://postgres@[2001:Db8::1234]:27500,192.168.1.1:27500/database_name
```

## When using key-value

```
host=host1[,host2] port=port1[,port2] user=user1 password=pwd1 dbname=mydb  
[target_session_attrs={read-write| prefer-read | any }]
```

- When using IPV6, specify the host in the "*host*" format.

### [Example]

```
host=2001:Db8::1234,192.168.1.1 port=27500,27500
```



## Note

If using the connection parameter `connect_timeout`, this value is applied for connections to each of the specified hosts. If both multiplexed database servers have failed, the connection will time out when a time equal to double the `connect_timeout` value elapses.



## Information

If using a password file (`.pgpass`), describe the entries matching each server.

- Example 1:

```
host1:port1:dbname:user:password  
host2:port2:dbname:user:password
```

- Example 2:

```
*:port:dbname:user:password
```

## 8.2.5 Using Embedded SQL

It is recommended that you use a connection service file. Refer to "[8.2.3 Using a Connection Service File](#)" for details.



## Point

If using a connection service file, either of the following methods is available:

- Set the service name as a string literal or host variable, as follows:

```
tcp:postgresql://?service=my_service
```

- Set the service name in the environment variable `PGSERVICE`, and use `CONNECT TO DEFAULT`

If a connection service file will not be used, use a literal or variable to specify the connection destination server information for target in the SQL statement below:

```
EXEC SQL CONNECT TO target [AS connection-name] [USER user-name];
```

#### Method used

```
dbname@host1,host2[:[port1][,port2]]
tcp:postgresql://host1,host2[:[port1][,port2]] [/dbname] [?target_session_attrs={read-write |
prefer-read | any}][&sslmode=verify-full&sslservercertcn=targetServerCertificateCN]
```

- The above format cannot be specified directly without using a literal or variable.

Table 8.5 Information to be set

| Argument             | Explanation   |
|----------------------|---|
| host1<br>host2       | Specify the IP address or host name. IPv6 format addresses cannot be specified.   |
| port1<br>port2       | Specify the connection destination port numbers, using a comma as the delimiter. The port number can be omitted. If omitted, the default is 27500.  |
| dbname               | Specify the database name.  |
| target_session_attrs | Specify the selection sequence of the servers to which the application will connect. Refer to "Target server" for details.  |
| sslmode              | Specify this to encrypt communications. By default, this is disabled. The setting values for sslmode are as follows:<br><br>disable: Connect without SSL<br><br>allow: Connect without SSL, and if it fails, connect with SSL<br><br>prefer: Connect with SSL, and if it fails, connect without SSL<br><br>require: Connect always with SSL<br><br>verify-ca: Connect with SSL, using a certificate issued by a trusted CA (*1)<br><br>verify-full: Connect with SSL, using a certificate issued by a trusted CA to verify if the server host name matches the certificate (*1) |
| sslservercertcn      | This parameter is enabled only to perform SSL authentication (sslmode=verify-full).<br><br>Specify the server certificate CN. If this is omitted, the value will be null, and the server certificate CN will be authenticated using the host name specified in host.  |

\*1: If specifying either "verify-ca" or "verify-full", use the system environment variable PGSSLROOTCERT (connection parameter sslrootcert) of your operating system to specify the CA certificate file as shown below.

Example)

Variable name: PGSSLROOTCERT

Variable value: *cACertificateFile*



Point

Environment variables can also be used. Refer to "8.2.4 Using the C Library (libpq)" for information on environment variables.



If using the connection parameter `connect_timeout`, this value is applied for connections to each of the specified hosts. If both multiplexed database servers have failed, the connection will time out when a time equal to double the `connect_timeout` value elapses.

## 8.2.6 Using the psql Command

It is recommended that you use a connection service file. Refer to "8.2.3 Using a Connection Service File" for details.

If a connection service file will not be used, specify the following information in the psql command option/environment variable.

Table 8.6 Information to be set

| Option (environment variable)    | Explanation  |
|----------------------------------|--|
| -h/--host(PGHOST/<br>PGHOSTADDR) | Specify IP address 1 and IP address 2, or the host name, using a comma as the delimiter. This can also be specified for the environment variable PGHOST or PGHOSTADDR.   |
| -p/--port(PGPORT)                | Specify the connection destination port numbers, using a comma as the delimiter. This can also be specified for the environment variable PGPORT.<br><br>Specify the port number corresponding to the IP address specified for the nth -h option as the nth -p option.<br><br>The port number can be omitted. If omitted, the default is 27500.<br><br>If <i>n</i> -h options are specified, and <i>m</i> -p options are specified then there will be error reported. The only exception is where <i>m</i> = <i>n</i> or <i>m</i> =1. In case only one port is specified, then the same is applied for all the hosts. |
| (PGTARGETSESSIONATTR<br>S)       | Specify the selection sequence of the servers to which the application will connect. Refer to "Target server" for details.   |
| (PGSSLMODE)                      | Specify this to encrypt communications. By default, this is disabled. The setting values for PGSSLMODE are as follows:<br><br>disable: Connect without SSL<br><br>allow: Connect without SSL, and if it fails, connect with SSL<br><br>prefer: Connect with SSL, and if it fails, connect without SSL<br><br>require: Connect always with SSL<br><br>verify-ca: Connect with SSL, using a certificate issued by a trusted CA (*1)<br><br>verify-full: Connect with SSL, using a certificate issued by a trusted CA to verify if the server host name matches the certificate (*1)                                    |
| (PGXSSLSERVERCERTCN)             | This environment variable is enabled only to perform SSL authentication (PGSSLMODE=verify-full).<br><br>Specify the server certificate CN. If this is omitted, the value will be null, and the server certificate CN will be authenticated using the host name specified in host.  |

\*1: If specifying either "verify-ca" or "verify-full", use the system environment variable PGSSLROOTCERT (connection parameter `sslrootcert`) of your operating system to specify the CA certificate file as shown below.

Example)

Variable name: PGSSLROOTCERT

Variable value: *cACertificateFile*

## Note

.....  
If using the connection parameter `connect_timeout`, this value is applied for connections to each of the specified hosts. If both multiplexed database servers have failed, the connection will time out when a time equal to double the `connect_timeout` value elapses.  
.....

## Information

.....  
Use the same method as for `psql` commands to specify connection destination server information for other client commands used to specify connection destinations.  
.....

# Chapter 9 Performance Tuning

This chapter explains how to tune application performance.

## 9.1 Enhanced Query Plan Stability

FUJITSU Enterprise Postgres estimates the cost of query plans based on SQL statements and database statistical information, and selects the least expensive query plan. However, like other databases, FUJITSU Enterprise Postgres does not necessarily select the most suitable query plan. For example, it may suddenly select unsuitable query plan due to changes in the data conditions.

In mission-critical systems, stable performance is more important than improved performance, and changes in query plans case to be avoided. In this situation, by stabilizing the SQL statement query plan so that it does not change, deterioration of the application performance is suppressed.

### 9.1.1 Optimizer Hints

This section explains the basic feature content of the optimizer hint (`pg_hint_plan`).

Refer to the open-source software webpage for information on `pg_hint_plan`.

In FUJITSU Enterprise Postgres, the optimizer hints can be specified in all application interfaces.

#### Description

You can specify a query plan in each SQL statement.

#### List of Features

The main query plans that can be specified using this feature are as follows:

- Query methods
- Join methods
- Join sequences

#### Query methods

Specify which method to use to query the specified table.

The main features are as follows:

- SeqScan (*tableName*)
- BitMapScan (*tableName* [*indexName* ... ])
- IndexScan (*tableName* [*indexName* ... ])
- IndexOnlyScan (*tableName* [*indexName* ... ])

#### Note

- If the specified index does not exist, or is not related to the search condition column specified in the WHERE clause, for example, SeqScan will be used.
- Even if IndexOnlyScan is specified, IndexScan may be used if it is necessary to access the table because a row was updated, for example.
- If multiple query methods were specified for the same table, the method specified last will be used.

## Join methods

Specify the join method.

The main features are as follows:

- NestLoop (*tableName tableName [tableName ... ]*)
- MergeJoin (*tableName tableName [tableName ... ]*)
- HashJoin (*tableName tableName [tableName ... ]*)

### Note

- These cannot be specified for view tables and subqueries.
- If multiple methods were specified for the same table combination, the method specified last will be used.

## Join sequences

The tables will be joined in the specified table sequence.

Specify the information using the following method:

- Leading (*((table table))*)

The method used to specify [*table*] is as follows:

*table* = *tableName* or ( *table table* )

### Note

If multiple sequences were specified for the same table combination, the sequence specified last will be used.

## Usage method

The use of this feature is explained below.

### Method used to define this feature

Define this feature by specifying the format (block comment) "*/\*+ ... \*/*".

- To specify hint clauses in each SELECT statement, for example when there are multiple SELECT statements in the SQL statement, define all hint clauses in the first block comment.

### Example

#### Specifying hint clauses for the emp table and the dept table

```
WITH /*+ IndexScan(emp emp_age_index) IndexScan(dept dept_deptno_index) */ age30
AS (SELECT * FROM emp WHERE age BETWEEN 30 AND 39)
SELECT * FROM age30, dept WHERE age30.deptno = dept.deptno;
```

- To specify separate hint clauses for the same object in the SQL statement, define aliases in each object, and then specify hint clauses for those aliases.

### Example

#### Specifying separate hint clauses for the emp table



```
WITH /*+ SeqScan(ta) IndexScan(tb) */ over100
AS (SELECT empno FROM emp ta WHERE salary > 1000000)
SELECT * FROM emp tb, over100 WHERE tb.empno = over100.empno AND tb.age < 30
```

- When using embedded SQL in C, the locations in which the hint clause block comment is specified are restricted. Refer to "5.4.2 Compiling Applications" for details.

### Usage notes

- If a hint clause was specified in multiple block comments in the SQL statement, the hint clause specified in the second block comment and thereafter will be ignored.
- If characters other than those listed below appear before the hint clause in the SQL statement, they will be invalid even for hint clause block comments.
  - Space, tab, line feed
  - Letter (uppercase and lowercase), number
  - Underscore, comma
  - Brackets ()

## 9.1.2 Locked Statistics

This section explains the basic feature content for locked statistics (pg\_dbms\_stats).

Refer to the open-source software webpage for information on pg\_dbms\_stats.

### Description

Locks the statistics.

By using this feature to lock the statistics for performance obtained in job load testing in an environment that simulates a production environment, performance degradation caused by changes to the query plan after go-live can be suppressed.

Additionally, by using the export and import features, statistics that were checked in the test environment can also be reproduced in the production environment.

### List of Features

The main features that can be specified using this feature are as follows.

#### [Features]

| Feature                             | Details | Description  |
|-------------------------------------|---------|--|
| Lock/unlock of the statistics       | Lock    | Locks the statistics so that the currently selected query plan remains selected.               |
|                                     | Unlock  | Unlocks the statistics.  |
| Backup/restore of the statistics    | Backup  | Backs up the current statistics.   |
|                                     | Restore | Restores the statistics to the point when they were backed up, and then locks them.            |
|                                     | Purge   | Deletes backups that are no longer necessary.  |
| Backup/restore using external files | Export  | Outputs the current statistics to an external file (binary format).                            |
|                                     | Import  | Reads the statistics from an external file created by the export feature, and then locks them. |

#### [Target object]

| Target resource | Range of feature |
|-----------------|------------------|
| Database        | In the database  |
| Schema          | In the schema    |
| Table           | In the table     |
| Column          | ID column        |

## Usage method

The use of this feature is explained below.

Method used to specify this feature

Specify this feature as an SQL function.

The methods used to specify the main features are shown in the table below.

| Feature | Object   | Function specified  |
|---------|----------|---|
| Lock    | Database | dbms_stats.lock_database_stats()  |
|         | Schema   | dbms_stats.lock_schema_stats('schemaName')  |
|         | Table    | dbms_stats.lock_table_stats('schemaName.tableName')   |
| Unlock  | Database | dbms_stats.unlock_database_stats()  |
|         | Schema   | dbms_stats.unlock_schema_stats('schemaName')  |
|         | Table    | dbms_stats.unlock_table_stats('schemaName.tableName')   |
| Import  | Database | dbms_stats.import_database_stats('fullPathOfExportedFile')  |
| Backup  | Database | dbms_stats.backup_database_stats('commentUsedForIdentification')  |
| Restore | Database | [Format 1]<br>dbms_stats.restore_database_stats('timestamp')  |
|         |          | [Timestamp]<br>Specify in the same format as the time column of the backup_history table.<br>Backups earlier than the specified time will be restored.                    |
| Purge   | Backup   | [Format 2]<br>dbms_stats.restore_stats(backupId)  |
|         |          | [Backup ID]<br>Specify a value in the id column of the backup_history table. The specified backup will be restored.   |
| Purge   | Backup   | dbms_stats.purge_stats(backupId,flagUsedForDeletion)  |
|         |          | [Backup ID]<br>Specify a value in the id column of the backup_history table.  |
|         |          | [Flag used for deletion]<br>true: The target backup is forcibly deleted.<br>false: The target backup is deleted only when there are also backups for the entire database. |

Remark 1: The export feature is executed using the COPY statement, not the SQL function.



## Example

**Example 1: Locking the statistics of the entire database**

```

userdb=# SELECT dbms_stats.lock_database_stats();
lock_database_stats
-----
tbl1
tbl1_pkey

```

Note that the locked information can be referenced as follows:

```

userdb=# select relname from dbms_stats.relation_stats_locked;
relname
-----
tbl1
tbl1_pkey

```

### Example 2: Unlocking the statistics of the entire database

```

userdb=# SELECT dbms_stats.unlock_database_stats();
unlock_database_stats
-----
tbl1
tbl1_pkey

```

### Example 3: Backing up the statistics of the entire database

```

userdb=# SELECT dbms_stats.backup_database_stats('backup1');
backup_database_stats
-----
1

```

Note that the backed up statistics can be referenced as follows:

```

userdb=# select id,comment,time,unit from dbms_stats.backup_history;
 id | comment | time | unit
-----+-----+-----+-----
  1 | backup1 | 2014-03-04 11:08:40.315948+09 | d

```

The ID:1 backup "backup1" is obtained for each database at "2014-03-04 11:08:40.315948+09".  
[Meaning of unit] d: database s: schema t: table c: column

### Example 4: Exporting the statistics of the entire database

```

$ psql -d userdb -f export.sql
BEGIN
COMMIT

```

export.sql is the file in which the COPY statement is defined.

Refer to "export\_effective\_stats-<x>.sql\_sample" for information on the content of the COPY statement. "<x>" indicates the product version.

"export\_effective\_stats-<x>.sql\_sample" is stored as follows:  
*fujitsuEnterprisePostgresInstallDir*/share/doc/extension

### Example 5: Importing the statistics of the entire database

```

$ psql -d userdb -c "SELECT dbms_stats.import_database_stats ('$PWD/export_stats.dmp')"
import_database_stats
-----

```

(1 row)

### Usage notes

- You must run the ANALYZE command once for the target tables of this feature. If the ANALYZE command is not run, the statistics cannot be locked.  
Refer to "SQL Commands" in "Reference" in the PostgreSQL Documentation for information on the ANALYZE command.
- To use this feature to delete an object that has locked the statistics, use the unlock feature to delete the object lock information first.
- This feature does not specify the statistics value directly. It reproduces the status that has actually occurred. For this reason, if the text format is specified in the COPY statement when the export occurs, restore will not be possible. Always use the binary format when performing the export.

# Chapter 10 Scan Using a Vertical Clustered Index (VCI)

This chapter describes scanning using a VCI.

## 10.1 Operating Conditions

Faster aggregation can be achieved by using a VCI defined for all columns to be referenced.

This section describes the conditions under which a scan can use a VCI.

Whether to use VCI is determined based on cost estimation in the same way as normal indexes. Therefore, another execution plan will be selected if it is cheaper than a VCI even if a VCI is available.

### SQL statements that can use VCIs

In addition to general SELECT statements, VCIs can be used for the SQL statements below (as long as they do not specify any of the elements listed in "SQL statements that cannot use VCIs" below):

- SELECT INTO
- CREATE TABLE AS SELECT
- CREATE MATERIALIZED VIEW ... AS SELECT
- CREATE VIEW ... AS SELECT
- COPY (SELECT ...) TO

### SQL statements that cannot use VCIs

VCIs cannot be used for SQL statements that specify any of the following:

- Subquery to reference the column in which the parent query is referencing is specified
- Lock clause (such as FOR UPDATE)
- Cursor declared with WITH HOLD or scrollable
- SERIALIZABLE transaction isolation level
- Function or operator listed in "Functions and operators that do not use a VCI"
- User-defined function

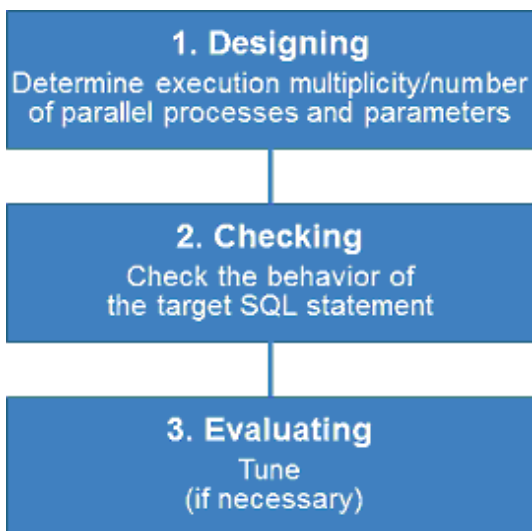
Table 10.1 Functions and operators that cannot use VCIs

| Classification                          |                              | Function/operator   |
|---|------------------------------|---|
| Mathematical functions and operators    | Random functions             | random and setseed  |
| String functions and operators          | String functions             | format (if the <i>format</i> argument is specified), regexp_matches, regexp_split_to_array and regexp_split_to_table                    |
| Date/time functions and operators       | Date/time functions          | age(timestamp), current_date, current_time, current_timestamp, localtime, localtimestamp, statement_timestamp and transaction_timestamp |
|   | Delaying execution functions | pg_sleep, pg_sleep_for, and pg_sleep_until  |
| Enum support functions                  |                              | All functions and operators   |
| Geometric functions and operators       |                              | All functions and operators   |
| Network address functions and operators |                              | All functions and operators   |
| Text search functions and operators     |                              | All functions and operators   |
| XML functions                           |                              | All functions   |

| Classification                  |                                      | Function/operator   |
|---------------------------------|--------------------------------------|---|
| JSON functions and operators    |                                      | All functions and operators   |
| Sequence manipulation functions |                                      | All functions   |
| Array functions and operators   |                                      | All functions and operators   |
| Range functions and operators   |                                      | All functions and operators   |
| Aggregate functions             | General-purpose aggregate functions  | array_agg, json_agg, json_object_agg, string_agg and xmlagg   |
|                                 | Aggregate functions for statistics   | corr, covar_pop, covar_samp, regr_avgx, regr_avgy, regr_count, regr_intercept, regr_r2, regr_slope, regr_sxx, regr_sxy and regr_syy |
|                                 | Ordered-set aggregate functions      | All functions   |
|                                 | Hypothetical-set aggregate functions | All functions   |
| Window functions                |                                      | All functions   |
| Subquery expressions            |                                      | Subquery expressions with its row constructor specified on the left side  |
| Row and array comparisons       |                                      | Row constructor and composite type comparisons  |
| Set returning functions         |                                      | All functions   |
| System information functions    |                                      | All functions   |
| System administration functions |                                      | All functions   |
| Trigger functions               |                                      | All functions   |
| Session information functions   |                                      | current_role and current_user   |

## 10.2 Usage

This section describes how to use a VCI in line with the following steps:



### 10.2.1 Designing

Design as follows before using a VCI.

- Execution multiplicity and number of parallel processes

- Parameters

### Execution multiplicity and number of parallel processes

Determine the maximum number of SQL statements that can be executed simultaneously and the number of parallel processes based on the number of CPU cores that can be allocated for scans that use VCI to perform aggregate processing. Design in advance the multiplicity of SQL statements for executing scans that use VCI and the number of parallel processes for scans that use VCI.

For example, if the number of CPUs that can be allocated is 32 cores, then the maximum number of SQL statements that can be executed simultaneously is 8 and the number of parallel processes is 4.

### Note

A temporary file is created in /dev/shm or in a directory specified for the vci.smc\_directory parameter as the dynamic shared memory for each SQL statement during a scan using a VCI.

Ensure that this directory has sufficient space to meet the memory requirements estimated for the execution multiplicity and number of parallel processes of SQL statements (refer to "Memory used per scanning" in "VCI Memory Requirements" in the Installation and Setup Guide for Server for details). If it does not have sufficient space when a scan is performed, SQL statements will return errors due to the insufficient memory.

### Parameters

The VCI parallel scan feature cannot be used for setting parameters immediately after creating an instance.

Therefore, set the parameters below based on the values determined in "Execution multiplicity and number of parallel processes of SQL statements" above.

| Parameter name          | Description   | Default  | Value index   |
|-------------------------|---|----------|---|
| vci.max_parallel_degree | Maximum number of VCI parallel processes (background processes) to be used per SQL statement.               | 0        | Specify the number of parallel processes.   |
| vci.smc_directory       | Directory name in which a temporary file is created as the dynamic shared memory during a scan using a VCI. | /dev/shm | Specify a directory that has enough free space for the memory used for each query during the scan.  |
| max_worker_processes    | Maximum number of background processes that the system supports.  | 8        | Add the value of the maximum number of SQL statements that can be executed simultaneously for scans that use VCI multiplied by vci.max_parallel_degree. |

### See

Refer to "Parameters" in the Operation Guide for information on the details of and how to set the parameters.

## 10.2.2 Checking

Execute the SQL statement with "EXPLAIN ANALYZE" to check the following:

- If a VCI was used  
"Custom Scan (VCI...)" is displayed in the plan if a VCI was used.
- Number of parallel processes  
The number of parallel processes when the SQL statement is executed is displayed in "Allocated Workers". Check that it is running the designed number of parallel processes.

- Response  
Check if the execution time displayed in "Execution time" is as estimated.

The following shows an example of the output result of EXPLAIN ANALYZE:

```
EXPLAIN ANALYZE SELECT COUNT(*) FROM test WHERE x > 10000;
                                QUERY PLAN
-----
Custom Scan (VCI Aggregate) (cost=19403.15..19403.16 rows=1 width=0) (actual time=58.505..58.506
rows=1 loops=1)
    Allocated Workers: 4
    -> Custom Scan (VCI Scan) using test_x_idx on test (cost=0.00..16925.00 rows=991261 width=0)
    (never executed)
        Filter: (x > 10000)
Planning time: 0.151 ms
Execution time: 86.910 ms
(6 rows)
```



### Note

A cost output by the execution plan that uses a VCI may be inaccurate. A VCI works if all or part of the best execution plan when the SQL statement was executed is replaced with an execution plan that uses a VCI. If the cost of the execution plan to be replaced is lower than a certain value (vci.cost\_threshold parameter), it will not be replaced or recalculated. Therefore, the cost of the original execution plan is output as is.

## 10.2.3 Evaluating

If the results in "10.2.2 Checking" is any of the following, tune accordingly:

If a VCI is not used

- Check if the "10.1 Operating Conditions" are met.
- Check if vci.enable is set to "on".
- A VCI may not be appropriately used when statistics are outdated, such as immediately after inserting a large amount of data. In such cases, execute the VACUUM ANALYZE statement or the ANALYZE statement.
- A VCI is not used if there is insufficient memory for VCI scan. This may occur during time-consuming transactions involving tables for which VCIs were defined. Set vci.log\_query to "on", and check if either "could not use VCI: local ROS size (%zu) exceeds limit (%zu)" or "out of memory during local ROS generation" is output. If it is, then increase the value of the vci.max\_local\_ros.

Response is not as expected

Tuning may improve response. Check the following:

- If vci.max\_parallel\_degree is not set or is set to 0, set an appropriate value according to "10.2.1 Designing".
- If there is a margin in the CPU usage, increase the value of vci.max\_parallel\_degree and check again. In addition, if the value that of max\_worker\_processes is lower than the maximum number of SQL statements that can be executed simultaneously for parallel scan multiplied by vci.max\_parallel\_degree, increase it and check again.

## 10.3 Usage Notes

This section provides notes on using VCI.

- Regardless of whether VCI is used, the content of the result does not change. However, records may be returned in a different order if the ORDER BY clause is not specified.
- To reduce resource consumption, edit postgresql.conf or use the SET statement to enable/disable vci.enable when you use this feature only for specific times or jobs (SQL applications).



- The optimizer hint (`pg_hint_plan`) cannot be specified for a VCI. The hint clause is ignored if it is specified.
- If a plan other than VCI is specified for the optimizer hint (`pg_hint_plan`), a VCI may be used. Therefore, if you specify a query plan with the hint clause, use the SET statement to set `vci.enable` to "off".
- The message below may be output when a scan that uses VCI is performed on the streaming replication standby server:

```
"LOG: recovery has paused"
"HINT: Execute pg_wal_replay_resume() to continue."
```

This message is output because application of the WAL to the VCI temporarily pauses due to the scan being performed.

- Even if a scan is performed using a VCI, information in the `idx_scan`, `idx_tup_read`, and `idx_tup_fetch` columns of the collected statistics views, `pg_stat_all_indexes` and `pg_stat_user_indexes`, will not be updated.
- Currently, it is not possible to replace the query plan for parallel aggregation with the query plan using VCI. Therefore, if you create a VCI on a column of a partition table and aggregate (`sum ()` etc.) on that column, one of the following plans will be selected. Use different setting parameters according to the situation of the target table.
  - Plan of the parallel aggregations using scan methods other than VCI scan

It is selected when `max_parallel_workers_per_gather` is 1 or more.

```
explain select sum(value) from test;
                                QUERY PLAN
-----
Finalize Aggregate (cost=99906.30..99906.31 rows=1 width=8)
-> Gather (cost=99906.08..99906.29 rows=2 width=8)
    Workers Planned: 2
    -> Partial Aggregate (cost=98906.08..98906.09 rows=1 width=8)
        -> Parallel Append (cost=0.00..94739.83 rows=1666500 width=4)
            -> Parallel Seq Scan on test_1 (cost=0.00..43203.67 rows=833250 width=4)
            -> Parallel Seq Scan on test_2 (cost=0.00..43203.67 rows=833250 width=4)
```

This plan is fast when the number of records to be aggregated (number of records that hit the search conditions) is very large. This is because the benefit of parallelizing aggregation is important, not the performance of scanning. For example, each parallel worker will perform a sequential scan and aggregate most of the scanned records.

- Plan that aggregates VCI scan results by a single aggregator node

It is selected by setting `max_parallel_workers_per_gather` to 0 and not creating a query plan of parallel aggregate.

```
explain select sum(value) from test;
                                QUERY PLAN
-----
Aggregate (cost=145571.00..145571.01 rows=1 width=8)
-> Append (cost=0.00..135572.00 rows=3999600 width=4)
    -> Custom Scan (VCI Scan) using test_1_id_value_idx on test_1 (cost=0.00..57787.00
rows=1999800 width=4)
        Allocated Workers: 2
    -> Custom Scan (VCI Scan) using test_2_id_value_idx on test_2 (cost=0.00..57787.00
rows=1999800 width=4)
        Allocated Workers: 2
```

This plan is fast when the number of aggregated items is not large or when the size of the aggregated column is smaller than the record size. This is because the scan performance is more important, so it is faster to aggregate the results of VCI scans of each partition.

- Originally, if there is only one partition to be accessed, the following VCI aggregation plan can be used. Below is an example of scanning only one partition with partition pruning.

```
explain select sum(value) from test where id < 1000001;
                                QUERY PLAN
-----
Custom Scan (VCI Aggregate) (cost=62786.50..62786.51 rows=1 width=8)
  Allocated Workers: 2
```

```
-> Custom Scan (VCI Scan) using test_1_id_value_idx on test_1 (cost=0.00..57787.00
rows=1999800 width=4)
  Filter: (id < 1000001)
```

However, the current planner does not try to choose VCI aggregation because it creates a plan for parallel aggregation if the table is partitioned. So in this case, set `max_parallel_workers_per_gather` to 0 to force the planner to choose VCI aggregation.

# Appendix A Precautions when Developing Applications

This appendix describes precautions when developing applications with FUJITSU Enterprise Postgres.

## A.1 Precautions when Using Functions and Operators

This section describes notes for using functions and operators.

### A.1.1 General rules of Functions and Operators

This section describes general rules for using functions and operators. Ensure the general rules are followed when using functions and operators to develop applications.

General rules

- Specify the stated numbers for arguments when specifying numbers for arguments in functions.
- Specify the stated data types when specifying data types for functions. If you use a data type other than the stated data types, use CAST to explicitly convert the data type.
- Specify data types that can be compared when specifying data types for operators. If you use a data type that cannot be compared, use CAST to explicitly convert the data type.



See

Refer to "Functions and Operators" under "The SQL Language" in the PostgreSQL Documentation for information on the functions and operators available with FUJITSU Enterprise Postgres.

### A.1.2 Errors when Developing Applications that Use Functions and/or Operators

This section provides examples of problems that may occur when developing applications that use functions and/or operators, and describes how to deal with them.

The error "Function \*\*\*\*\* does not exist" occurs when executing SQL

The following error will occur when executing an SQL statement that does not abide by the general rules for functions:

```
ERROR: Function ***** does not exist
```

Note: "\*\*\*\*\*" denotes the function for which the error occurred, and the data type of its arguments.

The cause of the error will be one of the following:

- The specified function does not exist.
- The wrong number of arguments or wrong argument data type was specified

Corrective action

Check the following points and correct any errors:

- Check if there are any errors in the specified function name, number of arguments, or argument data type, and revise accordingly.
- Check the argument data type of the function displayed in the message. If an unintended data type is displayed, use a function such as CAST to convert it.

The error "Operator does not exist" occurs when executing SQL

The following error will occur when executing an SQL statement that specifies a data type in the operator that cannot be compared:

```
ERROR: Operator does not exist: *****
```

Note: "\*\*\*\*\*" denotes the operator for which the error occurred, and the data type of the specified value.

#### Corrective action

Ensure the data type of the expressions specified on the left and right sides of the operator can be compared. If required, revise to ensure these data types can be compared by using a function such as CAST to explicitly convert them.

## A.2 Notes when Using Temporary Tables

---

In standard SQL, a temporary table can be defined in advance to enable an empty temporary table to be created automatically when the application connects to the database. However, in FUJITSU Enterprise Postgres, a temporary table must be created when the application connects to the database by explicitly using the CREATE TABLE statement.

If the same temporary table is repeatedly created and deleted during the same session, the system table might expand, and memory usage might increase. To prevent this, specify the CREATE TABLE statement to ensure the temporary table is reused.

For example, in cases where a temporary table would be created and deleted for repeatedly executed transactions, specify the CREATE TABLE statement as shown below:

- Specify "IF NOT EXISTS" to create a temporary table only if none exists when the transaction starts.
- Specify "ON COMMIT DELETE ROWS" to ensure all rows are deleted when the transaction ends.



See

Refer to "SQL Commands" under "Reference" in the PostgreSQL Documentation for information on the CREATE TABLE statement.

Examples of SQL using a temporary table are shown below:

#### Example of bad use (creating and deleting a temporary table)

```
BEGIN;
CREATE TEMPORARY TABLE mytable(col1 CHAR(4), col2 INTEGER) ON COMMIT DROP;
    (mytable processes)
COMMIT;
```

#### Example of good use (reusing a temporary table)

```
BEGIN;
CREATE TEMPORARY TABLE IF NOT EXISTS mytable(col1 CHAR(4), col2 INTEGER) ON COMMIT DELETE ROWS;
    (mytable processes)
COMMIT;
```

## A.3 Implicit Data Type Conversions

---

An implicit data type conversion refers to a data type conversion performed automatically by FUJITSU Enterprise Postgres, without the need to explicitly specify the data type to convert to.

The combination of possible data type conversions differs, depending on whether the expression in the conversion source is a literal.

For non-literals, data types can only be converted to other types within the same range.

For literals, character string literal types can be converted to the target data type. Numeric literals are implicitly converted to specific numeric types. These implicitly converted numeric literals can then have their types converted to match the conversion target data type within the numeric type range. For bit character string literals, only the bit column data type can be specified. The following shows the range of type conversions for literals.

Table A.1 Data type combinations that contain literals and can be converted implicitly

| Conversion target    |                             | Conversion source      |                     |                              |
|----------------------|-----------------------------|------------------------|---------------------|------------------------------|
|                      |                             | Character literal (*1) | Numeric literal(*2) | Bit character string literal |
| Numeric type         | SMALLINT                    | Y                      | N                   | N                            |
|                      | INTEGER                     | Y                      | Y (*3)              | N                            |
|                      | BIGINT                      | Y                      | Y (*4)              | N                            |
|                      | DECIMAL                     | Y                      | Y (*5)              | N                            |
|                      | NUMERIC                     | Y                      | Y (*5)              | N                            |
|                      | REAL                        | Y                      | N                   | N                            |
|                      | DOUBLE PRECISION            | Y                      | N                   | N                            |
|                      | SMALLSERIAL                 | Y                      | N                   | N                            |
|                      | SERIAL                      | Y                      | Y (*3)              | N                            |
|                      | BIGSERIAL                   | Y                      | Y (*4)              | N                            |
| Currency type        | MONEY                       | Y                      | N                   | N                            |
| Character type       | CHAR                        | Y                      | N                   | N                            |
|                      | VARCHAR                     | Y                      | N                   | N                            |
|                      | NCHAR                       | Y                      | N                   | N                            |
|                      | NCHAR VARYING               | Y                      | N                   | N                            |
|                      | TEXT                        | Y                      | N                   | N                            |
| Binary data type     | BYTEA                       | Y                      | N                   | N                            |
| Date/time type       | TIMESTAMP WITHOUT TIME ZONE | Y                      | N                   | N                            |
|                      | TIMESTAMP WITH TIME ZONE    | Y                      | N                   | N                            |
|                      | DATE                        | Y                      | N                   | N                            |
|                      | TIME WITHOUT TIME ZONE      | Y                      | N                   | N                            |
|                      | TIME WITH TIME ZONE         | Y                      | N                   | N                            |
|                      | INTERVAL                    | Y                      | N                   | N                            |
| Boolean type         | BOOLEAN                     | Y                      | N                   | N                            |
| Geometric type       | POINT                       | Y                      | N                   | N                            |
|                      | LSEG                        | Y                      | N                   | N                            |
|                      | BOX                         | Y                      | N                   | N                            |
|                      | PATH                        | Y                      | N                   | N                            |
|                      | POLYGON                     | Y                      | N                   | N                            |
|                      | CIRCLE                      | Y                      | N                   | N                            |
| Network address type | CIDR                        | Y                      | N                   | N                            |
|                      | INET                        | Y                      | N                   | N                            |
|                      | MACADDR                     | Y                      | N                   | N                            |
|                      | MACADDR8                    | Y                      | N                   | N                            |
| Bit string type      | BIT                         | Y                      | N                   | Y                            |

| Conversion target |             | Conversion source      |                     |                              |
|-------------------|-------------|------------------------|---------------------|------------------------------|
|                   |             | Character literal (*1) | Numeric literal(*2) | Bit character string literal |
|                   | BIT VARYING | Y                      | N                   | Y                            |
| Text search type  | TSVECTOR    | Y                      | N                   | N                            |
|                   | TSQUERY     | Y                      | N                   | N                            |
| UUID type         | UUID        | Y                      | N                   | N                            |
| XML type          | XML         | Y                      | N                   | N                            |
| JSON type         | JSON        | Y                      | N                   | N                            |

Y: Can be converted

N: Cannot be converted

\*1: Only strings that can be converted to the data type of the conversion target can be specified (such as "1" if the conversion target is a numeric type)

\*2: "Y" indicates specific numeric types that are converted first.

\*3: Integers that can be expressed as INTEGER types can be specified

\*4: Integers that cannot be expressed as INTEGER types, but can be expressed as BIGINT types, can be specified

\*5: Integers that cannot be expressed as INTEGER or BIGINT types, but that can be expressed as NUMERIC types, or numeric literals that contain a decimal point or the exponent symbol (e), can be specified

Implicit data type conversions can be used when comparing or storing data.

The conversion rules differ, depending on the reason for converting. Purpose-specific explanations are provided below.

### A.3.1 Function Argument

Value expressions specified in a function argument will be converted to the data type of that function argument.



See

Refer to "Functions and Operators" under "The SQL Language" in the PostgreSQL Documentation for information on data types that can be specified in function arguments.

### A.3.2 Operators

Comparison operators, BETWEEN, IN

Combinations of data types that can be compared using comparison operators, BETWEEN, or IN are shown below.

Table A.2 Combinations of comparable data type

| Left side      | Right side   |                       |                |
|----------------|--------------|-----------------------|----------------|
|                | Numeric type | Character string type | Date/time type |
| Numeric type   | Y            | N                     | N              |
| Character type | N            | Y                     | N              |
| Date/time type | N            | N                     | Y              |

Y: Can be compared  
N: Cannot be compared

When strings with different lengths are compared, the shorter one is padded with spaces to make the lengths match.

When numeric values with different precisions are compared, data will be converted to the type with the higher precision.

Set operation and CASE also follow the same rules.

#### Other operators

Value expressions specified in operators will be converted to data types that are valid for that operator.



.....  
Refer to "Functions and Operators" under "The SQL Language" in the PostgreSQL Documentation for information on data types that can be specified in operators.  
.....

### A.3.3 Storing Values

---

Value expressions specified in the VALUES clause of the INSERT statement or the SET clause of the UPDATE statement will be converted to the data type of the column in which they will be stored.

## A.4 Notes on Using Index

---

This section explains the notes on using the following indexes:

- SP-GiST index

### A.4.1 SP-GiST Index

---

If more than 2 concurrent updates are performed on a table in which the SP-GiST index is defined, applications may stop responding. When this occur, all system processes including the Check Pointer process will also be in the state of no response. For these reasons, use of the SP-GiST index is not recommended.

## A.5 Notes on Using Multibyte Characters in Definition Names

---

Multibyte characters must not be used in database names or user names, because certain conditions may apply or it may not be possible to connect to some clients.

Related notes and constraints are described below.

### 1) Configuring the client encoding system

The client encoding system must be configured when the names are created.



.....  
Refer to "Character Set Support" in "Server Administration" in the PostgreSQL Documentation for information on how to configure the client encoding system.  
.....

### 2) Encoding system of names used for connection

Ensure that the encoding system of names used for connection is the same as that of the database that was connected when these names were created.

The reasons for this are as follows:

- Storage system for names in FUJITSU Enterprise Postgres

The system catalog saves encoded names by using the encoding system of the database at the time the names were created.

- Encoding conversion policy when connected

When connected, names sent from the client are matched with names in the system catalog without performing encoding conversion.

Accordingly, if the database that was connected when the names were defined uses the EUC\_JP encoding system, but the database name is specified using UTF-8 encoding, then the database will be considered to be non-existent.

### 3) Connection constraints

The table below shows the connection constraints for each client type, based on the following assumptions:

- The conditions described in 1) and 2) above are satisfied.
- The database name and user names use the same encoding system.

| Client type          | Client operating system   |
|----------------------|---------------------------|
| JDBC driver          | Cannot be connected       |
| ODBC driver          | No connection constraints |
| SQLEmbedded SQL in C | No connection constraints |
| psql command         | No connection constraints |



# Appendix B Conversion Procedures Required due to Differences from Oracle Database

This appendix explains how to convert from an Oracle database to FUJITSU Enterprise Postgres, within the scope noted in "[Chapter 7 Compatibility with Oracle Databases](#)" from the following perspectives:

- Feature differences
- Specification differences

This document assumes that the version of the Oracle database to be converted is 7-10.2g.

## B.1 Outer Join Operator (Perform Outer Join)

### Features

In the WHERE clause conditional expression, by adding the plus sign (+), which is the outer join operator, to the column of the table you want to add as a table join, it is possible to achieve an outer join that is the same as a joined table (OUTER JOIN).

### B.1.1 Comparing with the ^= Comparison Operator

#### Oracle database

```
SELECT *
FROM t1, t2
WHERE t1.col1(+) ^= t2.col1;
```

\* col1 is assumed to be CHAR(4) type

#### FUJITSU Enterprise Postgres

```
SELECT *
FROM t1, t2
WHERE t1.col1(+) != t2.col1;
```

\* col1 is assumed to be CHAR(4) type

#### Feature differences

##### Oracle database

The ^= comparison operator can be specified.

##### FUJITSU Enterprise Postgres

The ^= comparison operator cannot be specified.

#### Conversion procedure

Convert using the following procedure:

1. Locate the places where the keyword "^=" is used.
2. Ensure that the keyword, "(+)", is either on the right or left-hand side.
3. Change "^=" to "!=".

## B.2 DECODE (Compare Values and Return Corresponding Results)

---

### Features

DECODE compares values of the conversion target value expression and the search values one by one, and if the values of the conversion target value expression and the search values match, a corresponding result value is returned.

### B.2.1 Comparing Numeric Data of Character String Types and Numeric Characters

---

#### Oracle database

```
SELECT DECODE( col1,
              1000, 'ITEM-A',
              2000, 'ITEM-B',
              'ITEM-C' )
FROM t1;
```

\* col1 is assumed to be CHAR(4) type

#### FUJITSU Enterprise Postgres

```
SELECT DECODE( CAST(col1 AS INTEGER),
              1000, 'ITEM-A',
              2000, 'ITEM-B',
              'ITEM-C' )
FROM t1;
```

\* col1 is assumed to be CHAR(4) type

### Feature differences

#### Oracle database

When the value expression is a string and the search value is a numeric, the string value will be converted to the data type of the comparison target numeric, so that they can be compared.

#### FUJITSU Enterprise Postgres

If the conversion target value expression is a string value, then no search value can be specified with numbers.

### Conversion procedure

Since the data type that can be specified for the conversion target value expression is unknown, use CAST to explicitly convert the conversion target value expression (col1 in the example) to a numeric (INTEGER type in the example).

## B.2.2 Obtaining Comparison Result from more than 50 Conditional Expressions

---

#### Oracle database

```
SELECT DECODE(col1,
              1, 'A',
              2, 'B',
              ...
              78, 'BZ',
              NULL, 'UNKNOWN',
              'OTHER' )
FROM t1;
```

\* col1 is assumed to be INTEGER type

## FUJITSU Enterprise Postgres

```
SELECT CASE
    WHEN col1 = 1 THEN 'A'
    WHEN col1 = 2 THEN 'B'
    ...
    WHEN col1 = 78 THEN 'BZ'
    WHEN col1 IS NULL THEN 'UNKNOWN'
    ELSE 'OTHER'
END
FROM t1;
```

\* col1 is assumed to be INTEGER type

### Feature differences

#### Oracle database

Search value with a maximum of 127 items (up to 255 arguments in total) can be specified.

#### FUJITSU Enterprise Postgres

Search value with a maximum of 49 items (up to 100 arguments in total) only can be specified.

### Conversion procedure

Convert to the CASE expression using the following procedure:

1. Specify the DECODE conversion target value expression (col1 in the first argument, in the example) and the search value (1 in the second argument, in the example) for the CASE expression search condition. Specify the DECODE result value ('A' in the third argument, in the example) for the CASE expression THEN (WHEN col1 = 1 THEN 'A', in the example). Note that if the search value is NULL, specify "IS NULL" for the search condition for the CASE expression.
2. If the DECODE default value ('OTHER' in the last argument, in the example) is specified, specify the default value for the CASE expression ELSE (ELSE 'OTHER', in the example).

## B.2.3 Obtaining Comparison Result from Values with Different Data Types

### Oracle database

```
SELECT DECODE( col1,
    '1000', 'A',
    '2000', '1',
    'OTHER')
FROM t1;
```

\* col1 is assumed to be CHAR(4) type

### FUJITSU Enterprise Postgres

```
SELECT DECODE( col1,
    '1000', 'A',
    '2000', '1',
    'OTHER')
FROM t1;
```

\* col1 is assumed to be CHAR(4) type

## Feature differences

### Oracle database

The data types of all result values are converted to the data type of the first result value.

### FUJITSU Enterprise Postgres

Results in an error.

## Conversion procedure

Convert using the following procedure:

1. Check the literal data type for the first result value specified.
2. Change the literals specified for each result value to the literal data type checked in the step 1.

## B.3 SUBSTR (Extract a String of the Specified Length from Another String)

---

### Features

SUBSTR returns the number of characters specified in the third argument (starting from the position specified in the second argument) from the string specified in the first argument.

Refer to "[7.2.1 Notes on SUBSTR](#)" for details on precautions when using SUBSTR.

### B.3.1 Specifying a Value Expression with a Data Type Different from the One that can be Specified for Function Arguments

---

#### Oracle database

```
SELECT SUBSTR( col1,  
              1,  
              col2)  
FROM DUAL;
```

\* col1 and col2 are assumed to be CHAR type

#### FUJITSU Enterprise Postgres

```
CREATE CAST (CHAR AS INTEGER) WITH INOUT AS IMPLICIT;  
  
SELECT SUBSTR( col1,  
              1,  
              col2)  
FROM DUAL;  
# No changes to SELECT statement;
```

\* col1 and col2 are assumed to be CHAR type

## Feature differences

### Oracle database

If the type can be converted to a data type that can be specified for function arguments, conversion is performed implicitly.

### FUJITSU Enterprise Postgres

If the data types are different from each other, or if loss of significance occurs, implicit conversion is not performed.

### Conversion procedure

Since the data type of the string length is clear, first execute the following CREATE CAST only once so that the CHAR type value (col2 in the example) specified for the string length is implicitly converted to INTEGER type.

```
CREATE CAST (CHAR AS INTEGER) WITH INOUT AS IMPLICIT;
```

## B.3.2 Extracting a String with the Specified Format from a Datetime Type Value

### Oracle database

```
SELECT SUBSTR( CURRENT_TIMESTAMP ,
              1,
              8)
FROM DUAL;
```

### FUJITSU Enterprise Postgres

```
SELECT SUBSTR( TO_CHAR(CURRENT_TIMESTAMP ,
                      'DD-MON-YY HH.MI.SS.US PM' )
              1,
              8)
FROM DUAL;
```

### Feature differences

#### Oracle database

A datetime value such as CURRENT\_TIMESTAMP can be specified for character value expressions.

#### FUJITSU Enterprise Postgres

A datetime value such as CURRENT\_TIMESTAMP cannot be specified for character value expressions.

### Conversion procedure

First, specify TO\_CHAR for the SUBSTR character value expression.

Specify datetime type (CURRENT\_TIMESTAMP, in the example) in firstArg of TO\_CHAR, and specify the format template pattern ('DD-MON-YY HH.MI.SS.US PM', in the example) for secondArg to match with the result of SUBSTR before conversion.

TO\_CHAR specification format: TO\_CHAR(*firstArg*, *secondArg*)



### Information

Refer to "Data Type Formatting Functions" in the PostgreSQL Documentation for information on format template patterns that can be specified for TO\_CHAR in FUJITSU Enterprise Postgres.

## B.3.3 Concatenating a String Value with a NULL value

### Oracle database

```
SELECT SUBSTR( col1 || col2 ,
              2,
              5)
FROM t1;
```

\* col1 and col2 are assumed to be character string type, and col2 may contain NULL

## FUJITSU Enterprise Postgres

```
SELECT SUBSTR( col1 || NVL(col2, '')
              2,
              5)
FROM t1;
```

\* col1 and col2 are assumed to be character string type, and col2 may contain NULL

### Feature differences

#### Oracle database

NULL is handled as an empty string, and strings are joined.

#### FUJITSU Enterprise Postgres

NULL is not handled as an empty string, and the result of joining the strings becomes NULL.

### Conversion procedure

Convert using the following procedure:

1. Locate the places where the keyword "||" is used.
2. Check if any of the value expressions can contain NULL - if they can, then execute step 3.
3. Modify to NVL(*valExpr*,").

## B.4 NVL (Replace NULL)

---

### Features

NVL converts NULL values.

### B.4.1 Obtaining Result from Arguments with Different Data Types

---

#### Oracle database

```
SELECT NVL( col1,
           col2)
FROM t1;
```

\* col1 is assumed to be VARCHAR(100) type, and col2 is assumed to be CHAR(100) type

#### FUJITSU Enterprise Postgres

```
SELECT NVL( col1,
           CAST(col2 AS VARCHAR(100)))
FROM t1;
```

\* col1 is assumed to be VARCHAR(100) type, and col2 is assumed to be CHAR(100) type

### Feature differences

#### Oracle database

Value expressions with different data types can be specified. If the first argument is a string value, then VARCHAR2 is returned, and if it is a numeric, then a numeric type with greater range is returned.

#### FUJITSU Enterprise Postgres

Value expressions with different data types cannot be specified.

## Conversion procedure

Since the data types that can be specified for the expressions in the two arguments are unknown, use the following steps to convert:

1. Check the data types specified for each of the two expressions.
2. Using the data type that is to be received as a result, explicitly convert the other argument with CAST.

## B.4.2 Operating on Datetime/Numeric, Including Adding Number of Days to a Particular Day

---

### Oracle database

```
SELECT NVL( col1 + 10, CURRENT_DATE )
FROM t1;
```

\* col1 is assumed to be TIMESTAMP WITHOUT TIME ZONE type or TIMESTAMP WITH TIME ZONE type

### FUJITSU Enterprise Postgres

```
SELECT NVL( CAST(col1 AS DATE) + 10, CURRENT_DATE )
FROM t1;
```

\* col1 is assumed to be TIMESTAMP WITHOUT TIME ZONE type or TIMESTAMP WITH TIME ZONE type

### Feature differences

#### Oracle database

Numbers can be operated (added to or subtracted from) with either TIMESTAMP WITHOUT TIME ZONE type or TIMESTAMP WITH TIME ZONE type. Operation result will be DATE type.

#### FUJITSU Enterprise Postgres

Numbers cannot be operated (added to or subtracted from) with neither TIMESTAMP WITHOUT TIME ZONE type nor TIMESTAMP WITH TIME ZONE type. However, numbers can be operated (added to or subtracted from) with DATE type.

### Conversion procedure

Convert using the following procedure:

1. Search locations where the keyword "+" or "-" is used in addition or subtraction, and check if these operations are between numbers and TIMESTAMP WITHOUT TIME ZONE type or TIMESTAMP WITH TIME ZONE type.
2. If they are, use CAST to explicitly convert TIMESTAMP WITHOUT TIME ZONE type or TIMESTAMP WITH TIME ZONE type to DATE type.

## B.4.3 Calculating INTERVAL Values, Including Adding Periods to a Date

---

### Oracle database

```
SELECT NVL( CURRENT_DATE + (col1 * 1.5), col2 )
FROM t1;
```

\* col1 and col2 are assumed to be INTERVAL YEAR TO MONTH types

### FUJITSU Enterprise Postgres

```
SELECT NVL( CURRENT_DATE +
          CAST(col1 * 1.5 AS
            INTERVAL YEAR TO MONTH), col2 )
FROM t1;
```

\* col1 and col2 are assumed to be INTERVAL YEAR TO MONTH types

## Feature differences

### Oracle database

INTERVAL YEAR TO MONTH type multiplication and division result in INTERVAL YEAR TO MONTH type and any fraction (number of days) will be truncated.

### FUJITSU Enterprise Postgres

INTERVAL YEAR TO MONTH type multiplication and division result in INTERVAL type and fractions (number of days) will not be truncated.

## Conversion procedure

Convert using the following procedure:

1. Search locations where the keywords "\*" or "/" are used in multiplication or division, and check if the specified value is INTERVAL YEAR TO MONTH type.
2. If the value is INTERVAL YEAR TO MONTH type, use CAST to explicitly convert the operation result to INTERVAL YEAR TO MONTH type.

## B.5 DBMS\_OUTPUT (Output Messages)

---

### Features

DBMS\_OUTPUT sends messages to clients such as psql from PL/pgSQL.

### B.5.1 Outputting Messages Such As Process Progress Status

---

#### Oracle database

```
set serveroutput on;...(1)

DECLARE
  v_col1      CHAR(20);
  v_col2      INTEGER;
  CURSOR c1 IS
    SELECT col1, col2 FROM t1;
BEGIN
  DBMS_OUTPUT.PUT_LINE('-- BATCH_001 Start --');
  OPEN c1;
  DBMS_OUTPUT.PUT_LINE('-- LOOP Start --');
  LOOP
    FETCH c1 INTO v_col1, v_col2;
    EXIT WHEN c1%NOTFOUND;
    DBMS_OUTPUT.PUT('.');
  END LOOP;
  DBMS_OUTPUT.NEW_LINE; ...(2)
  DBMS_OUTPUT.PUT_LINE('-- LOOP End --');
  CLOSE c1;

  DBMS_OUTPUT.PUT_LINE('-- BATCH_001 End --');

EXCEPTION
  WHEN OTHERS THEN
    DBMS_OUTPUT.PUT_LINE('-- SQL Error --');
    DBMS_OUTPUT.PUT_LINE('ERROR : ' || SQLERRM );
END;
/
```



## FUJITSU Enterprise Postgres

```
DO $$
DECLARE
    v_col1      CHAR(20);
    v_col2      INTEGER;
    c1 CURSOR FOR
        SELECT col1, col2 FROM t1;
BEGIN
    PERFORM DBMS_OUTPUT.SERVEROUTPUT(TRUE); ... (1)
    PERFORM DBMS_OUTPUT.ENABLE(NULL); ... (1)

    PERFORM DBMS_OUTPUT.PUT_LINE('-- BATCH_001 Start --');

    OPEN c1;
    PERFORM DBMS_OUTPUT.PUT_LINE('-- LOOP Start --');
    LOOP
        FETCH c1 INTO v_col1, v_col2;
        EXIT WHEN FOUND = false;
        PERFORM DBMS_OUTPUT.PUT('.');
    END LOOP;
    PERFORM DBMS_OUTPUT.NEW_LINE(); ... (2)

    PERFORM DBMS_OUTPUT.PUT_LINE('-- LOOP End --');
    CLOSE c1;

    PERFORM DBMS_OUTPUT.PUT_LINE('-- BATCH_001 End --');

EXCEPTION
    WHEN OTHERS THEN
        PERFORM DBMS_OUTPUT.PUT_LINE('-- SQL Error --');
        PERFORM DBMS_OUTPUT.PUT_LINE('ERROR : ' || SQLERRM );
END;
$$
;
```

### (1) SERVEROUTPUT/ENABLE

#### Specification differences

##### Oracle database

Use SET statement and specify SERVEROUTPUT ON.

##### FUJITSU Enterprise Postgres

Specify DBMS\_SQL.SERVEROUTPUT(TRUE).

#### Conversion procedure

Convert using the following procedure:

1. Check if a SET SERVEROUTPUT statement is specified before the PL/SQL block of a stored procedure.
2. If a SET SERVEROUTPUT statement is specified, specify DBMS\_SQL.SERVEROUTPUT straight after BEGIN of PL/pgSQL. If ON is specified to have messages output to a window, then specify TRUE. If OFF is specified, then specify FALSE.
3. Specify DBMS\_SQL.ENABLE only if SET SERVEROUTPUT is ON. The values to be specified for the argument are as follows:
  - If SIZE is specified for the SET SERVEROUTPUT statement, specify this size for the argument.
  - If SIZE is not specified for the SET SERVEROUTPUT statement, then specify 2000 for Oracle10.1g or earlier, NULL for Oracle10.2g or later.

If DBMS\_SQL.ENABLE is specified for the PL/SQL block of the stored procedure, specify the same value as that argument.

## (2) NEW\_LINE

### Specification differences

#### Oracle database

If there is no argument for *packageName.featureName*, parenthesis can be omitted.

#### FUJITSU Enterprise Postgres

Even if there is no argument for *packageName.featureName*, parenthesis cannot be omitted.

### Conversion procedure

Convert using the following procedure:

1. Locate the places where the keyword "DBMS\_OUTPUT.NEW\_LINE" is used in the stored procedure.
2. If there is no parenthesis after *packageName.featureName*, add the parenthesis.

## B.5.2 Receiving a Return Value from a Procedure (PL/SQL) Block (For GET\_LINES)

---

### Oracle database

```
set serveroutput off;

DECLARE
    v_num          INTEGER;
BEGIN

    DBMS_OUTPUT.DISABLE; ... (3)
    DBMS_OUTPUT.ENABLE(20000); ... (4)
    DBMS_OUTPUT.PUT_LINE('-- ITEM CHECK --');

    SELECT count(*) INTO v_num FROM t1;

    IF v_num = 0 THEN
        DBMS_OUTPUT.PUT_LINE('-- NO ITEM --');

    ELSE
        DBMS_OUTPUT.PUT_LINE('-- IN ITEM(' || v_num || ') --');
    END IF;
END;
/

set serveroutput on;

DECLARE
    v_buffs        DBMSOUTPUT_LINESARRAY; ... (5)
    v_num          INTEGER := 10;
BEGIN

    DBMS_OUTPUT.GET_LINES(v_buffs, v_num); ... (5)

    FOR i IN 1..v_num LOOP
        DBMS_OUTPUT.PUT_LINE('LOG : ' || v_buffs(i)); ... (5)
    END LOOP;
END;
/
```

## FUJITSU Enterprise Postgres

```
DO $$
DECLARE
    v_num          INTEGER;
BEGIN
    PERFORM DBMS_OUTPUT.SERVEROUTPUT(FALSE);
    PERFORM DBMS_OUTPUT.DISABLE(); ... (3)
    PERFORM DBMS_OUTPUT.ENABLE(20000); ... (4)
    PERFORM DBMS_OUTPUT.PUT_LINE('-- ITEM CHECK --');

    SELECT count(*) INTO v_num FROM t1;

    IF v_num = 0 THEN
        PERFORM DBMS_OUTPUT.PUT_LINE('-- NO ITEM --');
    ELSE
        PERFORM DBMS_OUTPUT.PUT_LINE('-- IN ITEM(' || v_num || ') --');
    END IF;
END;
$$
;

DO $$
DECLARE
    v_buffs        VARCHAR[]; ... (5)
    v_num          INTEGER := 10;
BEGIN
    PERFORM DBMS_OUTPUT.SERVEROUTPUT(TRUE);
    SELECT lines, numlines INTO v_buffs, v_num FROM DBMS_OUTPUT.GET_LINES(v_num); ... (5)

    FOR i IN 1..v_num LOOP
        PERFORM DBMS_OUTPUT.PUT_LINE('LOG : ' || v_buffs[i]); ... (5)
    END LOOP;
END;
$$
;
```

### (3) DISABLE

Same as the NEW\_LINE in the DBMS\_OUTPUT package. Refer to NEW\_LINE for information on specification differences and conversion procedures associated with specification differences.

### (4) ENABLE

Same as NEW\_LINE in the DBMS\_OUTPUT package. Refer to NEW\_LINE for information on specification differences and conversion procedures associated with specification differences.

### (5) GET\_LINES

Specification format for Oracle database

```
DBMS_OUTPUT.GET_LINES(firstArg, secondArg)
```

Specification differences

Oracle database

Obtained values are received with variables specified for arguments.

FUJITSU Enterprise Postgres

Since obtained values are the search results for DBMS\_OUTPUT.GET\_LINES, they are received with variables specified for the INTO clause of the SELECT statement.

## Conversion procedure

Convert using the following procedure:

1. Locate the places where the keyword "DBMS\_OUTPUT.GET\_LINES" is used in the stored procedure.
2. Change the data type (DBMSOUTPUT\_LINESARRAY in the example) of the variable (v\_buffs in the example) specified as *firstArg* of DBMS\_OUTPUT.GET\_LINES into a VARCHAR type array (VARCHAR[] in the example).
3. Replace the DBMS\_OUTPUT.GET\_LINES location called with a SELECT INTO statement.
  - Use the literal "lines, numlines" in the select list.
  - Specify *firstArg* (v\_buffs in the example) and *secondArg* (v\_num in the example) configured in DBMS\_OUTPUT.GET\_LINES, in the INTO clause.
  - Use DBMS\_OUTPUT.GET\_LINES in the FROM clause. Specify only *secondArg* (v\_num in the example) before modification.
4. Identify the location that references *firstArg* (v\_buffs in the example), and change it to the PL/pgSQL array reference format (v\_buffs[i] in the example).

## B.5.3 Receiving a Return Value from a Procedure (PL/SQL) Block (For GET\_LINE)

---

### Oracle database

```
set serveroutput on;

DECLARE
    v_buff1      VARCHAR2(100);
    v_buff2      VARCHAR2(1000);
    v_num        INTEGER;
BEGIN

    v_buff2 := '';
    LOOP
        DBMS_OUTPUT.GET_LINE(v_buff1, v_num); ... (6)
        EXIT WHEN v_num = 1;
        v_buff2 := v_buff2 || v_buff1;
    END LOOP;

    DBMS_OUTPUT.PUT_LINE(v_buff2);
END;
/
```

\* Only the process to obtain a value is stated

### FUJITSU Enterprise Postgres

```
DO $$
DECLARE
    v_buff1      VARCHAR(100);
    v_buff2      VARCHAR(1000);
    v_num        INTEGER;
BEGIN
    PERFORM DBMS_OUTPUT.SERVEROUTPUT(TRUE);
    v_buff2 := '';
    LOOP
        SELECT line, status INTO v_buff1, v_num FROM DBMS_OUTPUT.GET_LINE(); ... (6)
        EXIT WHEN v_num = 1;
        v_buff2 := v_buff2 || v_buff1;
    END LOOP;
END;
```

```
PERFORM DBMS_OUTPUT.PUT_LINE(v_buff2);
END;
$$
;
```

\* Only the process to obtain a value is stated

## (6) GET\_LINE

Specification format for Oracle database

```
DBMS_OUTPUT.GET_LINE(firstArg, secondArg)
```

Specification differences

Oracle database

Obtained values are received with variables specified for arguments.

FUJITSU Enterprise Postgres

Since obtained values are the search results for DBMS\_OUTPUT.GET\_LINES, they are received with variables specified for the INTO clause of the SELECT statement.

Conversion procedure

Convert using the following procedure:

1. Locate the places where the keyword "DBMS\_OUTPUT.GET\_LINE" is used in the stored procedure.
2. Replace the DBMS\_OUTPUT.GET\_LINE location called with a SELECT INTO statement.
  - Use the literal "line, status" in the select list.
  - Specify *firstArg* (v\_buff1 in the example) and *secondArg* (v\_num in the example) configured in DBMS\_OUTPUT.GET\_LINE, in the INTO clause.
  - Use DBMS\_OUTPUT.GET\_LINE in the FROM clause. Although arguments are not specified, parenthesis must be specified.

## B.6 UTL\_FILE (Perform File Operation)

---

Features

UTL\_FILE reads and writes text files from PL/pgSQL.

### B.6.1 Registering a Directory to Load and Write Text Files

---

Oracle database

```
[Oracle9i or earlier]
Configure the following with initialization parameter
  UTL_FILE_DIR='/home/fsep' ... (1)

[Oracle9.2i or later]
Configure the following with CREATE DIRECTORY statement
  CREATE DIRECTORY DIR AS '/home/fsep'; ... (1)
```

FUJITSU Enterprise Postgres

```
INSERT INTO UTL_FILE.UTL_FILE_DIR(dir)
VALUES ('/home/fsep'); ... (1)
```

(1) UTL\_FILE\_DIR/CREATE DIRECTORY

## Feature differences

### Oracle database

Configure the directory to be operated, using the CREATE DIRECTORY statement or the initialization parameter UTL\_FILE\_DIR.

### FUJITSU Enterprise Postgres

The directory to be operated cannot be configured using the CREATE DIRECTORY statement or the initialization parameter UTL\_FILE\_DIR.

## Conversion procedure

Configure the target directory information in the UTL\_FILE.UTL\_FILE\_DIR table using the INSERT statement. Note that this conversion procedure should be performed only once before executing the PL/pgSQL function.

- When using the initialization parameter UTL\_FILE\_DIR:
  1. Check the initialization parameter UTL\_FILE\_DIR value ('/home/fsep' in the example).
  2. Using the INSERT statement, specify and execute the directory name checked in step 1.
    - Specify UTL\_FILE.UTL\_FILE\_DIR(dir) for the INTO clause.
    - Using the character string literal ('/home/fsep' in the example), specify the target directory name for the VALUES clause.
    - If multiple directories are specified, execute the INSERT statement for each directory.
- When using the CREATE DIRECTORY statement:
  1. Check the directory name ('/home/fsep' in the example) registered with the CREATE DIRECTORY statement. To check, log in SQL\*Plus as a user with DBA privileges, and execute "show ALL\_DIRECTORIES;".
  2. Using the INSERT statement, specify and execute the directory name checked in step 1. Same steps are used to specify the INSERT statement as when using the initialization parameter UTL\_FILE\_DIR.

## B.6.2 Checking File Information

---

### Oracle database

```
CREATE PROCEDURE read_file(fname VARCHAR2) AS

    v_file      UTL_FILE.FILE_TYPE;
    v_exists    BOOLEAN;
    v_length    NUMBER;
    v_bsize     INTEGER;
    v_rbuff     VARCHAR2(1024);
BEGIN

    UTL_FILE.FGETATTR('DIR', fname, v_exists, v_length, v_bsize); ...(2)

    IF v_exists <> true THEN
        DBMS_OUTPUT.PUT_LINE('-- FILE NOT FOUND --');
        RETURN;
    END IF;

    DBMS_OUTPUT.PUT_LINE('-- FILE DATA --');

    v_file := UTL_FILE.FOPEN('DIR', fname, 'r', 1024); ...(3)
    FOR i IN 1..3 LOOP
        UTL_FILE.GET_LINE(v_file, v_rbuff, 1024); ...(4)
        DBMS_OUTPUT.PUT_LINE(v_rbuff);
    END LOOP;
    DBMS_OUTPUT.PUT_LINE('... more');
    DBMS_OUTPUT.PUT_LINE('-- READ END --');
```

```

    UTL_FILE.FCLOSE(v_file); ...(5)
    RETURN;

EXCEPTION
    WHEN NO_DATA_FOUND THEN
        DBMS_OUTPUT.PUT_LINE('-- FILE END --');

        UTL_FILE.FCLOSE(v_file);
        RETURN;
    WHEN OTHERS THEN
        DBMS_OUTPUT.PUT_LINE('-- SQL Error --');

        DBMS_OUTPUT.PUT_LINE('ERROR : ' || SQLERRM );
        UTL_FILE.FCLOSE_ALL; ...(6)
        RETURN;

END;
/

set serveroutput on

call read_file('file01.txt');

```

## FUJITSU Enterprise Postgres

```

CREATE FUNCTION read_file(fname VARCHAR) RETURNS void AS $$
DECLARE
    v_file      UTL_FILE.FILE_TYPE;
    v_exists    BOOLEAN;
    v_length    NUMERIC;
    v_bsize     INTEGER;
    v_rbuff     VARCHAR(1024);
BEGIN
    PERFORM DBMS_OUTPUT.SERVEROUTPUT(TRUE);

    SELECT fexists, file_length, blocksize
    INTO v_exists, v_length, v_bsize
    FROM UTL_FILE.FGETATTR('/home/fsep', fname); ...(2)
    IF v_exists <> true THEN
        PERFORM DBMS_OUTPUT.PUT_LINE('-- FILE NOT FOUND --');
        RETURN;
    END IF;

    PERFORM DBMS_OUTPUT.PUT_LINE('-- FILE DATA --');
    v_file := UTL_FILE.FOPEN('/home/fsep', fname, 'w', 1024); ...(3)
    FOR i IN 1..3 LOOP
        v_rbuff := UTL_FILE.GET_LINE(v_file, 1024); ...(4)
        PERFORM DBMS_OUTPUT.PUT_LINE(v_rbuff);
    END LOOP;
    PERFORM DBMS_OUTPUT.PUT_LINE('... more');
    PERFORM DBMS_OUTPUT.PUT_LINE('-- READ END --');

    v_file := UTL_FILE.FCLOSE(v_file); ...(5)
    RETURN;

EXCEPTION
    WHEN NO_DATA_FOUND THEN
        PERFORM DBMS_OUTPUT.PUT_LINE('-- FILE END --');
        v_file := UTL_FILE.FCLOSE(v_file);
        RETURN;
    WHEN OTHERS THEN
        PERFORM DBMS_OUTPUT.PUT_LINE('-- SQL Error --');
        PERFORM DBMS_OUTPUT.PUT_LINE('ERROR : ' || SQLERRM );

```

```

        PERFORM UTL_FILE.FCLOSE_ALL(); ... (6)
        RETURN;
END;
$$
LANGUAGE plpgsql;

SELECT read_file('file01.txt');

```

## (2) FGETATTR

Specification format for Oracle database

UTL\_FILE.FGETATTR(*firstArg*, *secondArg*, *thirdArg*, *fourthArg*, *fifthArg*)

Feature differences

Oracle database

If using a CREATE DIRECTORY statement (Oracle9.2i or later), specify a directory object name for the directory name.

FUJITSU Enterprise Postgres

A directory object name cannot be specified for the directory name.

Specification differences

Oracle database

Obtained values are received with variables specified for arguments.

FUJITSU Enterprise Postgres

Since obtained values are the search results for UTL\_FILE.FGETATTR, they are received with variables specified for the INTO clause of the SELECT statement.

Conversion procedure

Convert using the following procedure. Refer to UTL\_FILE\_DIR/CREATE DIRECTORY for information on how to check if the directory object name corresponds to the actual directory name.

1. Locate the places where the keyword "UTL\_FILE.FOPEN" is used in the stored procedure.
2. Check the actual directory name ('/home/fsep' in the example) that corresponds to the directory object name ('DIR' in the example).
3. Replace the directory object name ('DIR' in the example) in *firstArg* with the actual directory name ('/home/fsep' in the example) verified in step 2.
4. Replace the UTL\_FILE.FGETATTR location called with a SELECT INTO statement.
  - Use the literal "fexists, file\_length, blocksize" in the select list.
  - Specify *thirdArg*, *fourthArg*, and *fifthArg* (v\_exists, v\_length, v\_bsize, in the example) specified for UTL\_FILE.FGETATTR to the INTO clause in the same order as that of the arguments.
  - Use UTL\_FILE.FGETATTR in the FROM clause. Specify only the actual directory name for *firstArg* ('/home/fsep' in the example) and *secondArg* (fname in the example) before modification for the arguments.

## (3) FOPEN

Specification format for Oracle

UTL\_FILE.FOPEN(*firstArg*, *secondArg*, *thirdArg*, *fourthArg*, *fifthArg*)

Feature differences

Oracle database

If using a CREATE DIRECTORY statement (Oracle9.2i or later), specify a directory object name for the directory name.



## FUJITSU Enterprise Postgres

A directory object name cannot be specified for the directory name.

### Conversion procedure

Convert using the following procedure. Refer to UTL\_FILE\_DIR/CREATE DIRECTORY for information on how to check if the directory object name corresponds to the actual directory name.

1. Locate the places where the keyword "UTL\_FILE.FOPEN" is used in the stored procedure.
2. Check the actual directory name ('/home/fsep' in the example) that corresponds to the directory object name ('DIR' in the example).
3. Replace the directory object name ('DIR' in the example) in *firstArg* with the actual directory name ('/home/fsep' in the example) checked in step 1.

## (4) GET\_LINE

### Specification format for Oracle database

UTL\_FILE.GET\_LINE(*firstArg*, *secondArg*, *thirdArg*, *fourthArg*)

### Specification differences

#### Oracle database

Obtained values are received with variables specified for arguments.

#### FUJITSU Enterprise Postgres

Since obtained values are the returned value of UTL\_FILE.GET\_LINE, they are received with variables specified for substitution statement.

### Conversion procedure

Convert using the following procedure:

1. Locate the places where the keyword "UTL\_FILE.GET\_LINE" is used in the stored procedure.
2. Replace the UTL\_FILE.GET\_LINE location called with a value assignment (:=).
  - On the left-hand side, specify *secondArg* (v\_rbuff in the example) specified for UTL\_FILE.GET\_LINE.
  - Use UTL\_FILE.GET\_LINE in the right-hand side. Specify only *firstArg* (v\_file in the example) and *thirdArg* (1024 in the example) before modification.

## (5) FCLOSE

### Specification format for Oracle database

UTL\_FILE.FCLOSE(*firstArg*)

### Specification differences

#### Oracle database

After closing, the file handler specified for the argument becomes NULL.

#### FUJITSU Enterprise Postgres

After closing, set the file handler to NULL by assigning the return value of UTL\_FILE.FCLOSE to it.

### Conversion procedure

Convert using the following procedure:

1. Locate the places where the keyword "UTL\_FILE.FCLOSE" is used in the stored procedure.

2. Replace the UTL\_FILE.FCLOSE location called with a value assignment (:=) so that the file handler (v\_file in the example) becomes NULL.

- On the left-hand side, specify the argument (v\_file in the example) specified for UTL\_FILE.FCLOSE.
- Use UTL\_FILE.FCLOSE in the right-hand side. For the argument, specify the same value (v\_file in the example) as before modification.

#### (6) FCLOSE\_ALL

Same as NEW\_LINE in the DBMS\_OUTPUT package. Refer to NEW\_LINE in the DBMS\_OUTPUT for information on specification differences and conversion procedures associated with specification differences.

## B.6.3 Copying Files

---

### Oracle database

```
CREATE PROCEDURE copy_file(fromname VARCHAR2, toname VARCHAR2) AS
BEGIN

    UTL_FILE.FCOPY('DIR1', fromname, 'DIR2', toname, 1, NULL); ...(7)

    RETURN;

EXCEPTION
    WHEN OTHERS THEN
        DBMS_OUTPUT.PUT_LINE('-- SQL Error --');

        DBMS_OUTPUT.PUT_LINE('ERROR : ' || SQLERRM );
        RETURN;

END;
/

set serveroutput on

call copy_file('file01.txt','file01_bk.txt');
```

### FUJITSU Enterprise Postgres

```
CREATE FUNCTION copy_file(fromname VARCHAR, toname VARCHAR) RETURNS void AS $$
BEGIN
    PERFORM DBMS_OUTPUT.SERVEROUTPUT(TRUE);

    PERFORM UTL_FILE.FCOPY('/home/fsep', fromname, '/home/backup', toname, 1, NULL); ...(7)
    RETURN;

EXCEPTION
    WHEN OTHERS THEN
        PERFORM DBMS_OUTPUT.PUT_LINE('-- SQL Error --');
        PERFORM DBMS_OUTPUT.PUT_LINE('ERROR : ' || SQLERRM );
        RETURN;

END;
$$
LANGUAGE plpgsql;

SELECT copy_file('file01.txt','file01_bk.txt');
```

#### (7) FCOPY

## Specification format for Oracle database

UTL\_FILE.FCOPY(*firstArg*, *secondArg*, *thirdArg*, *fourthArg*, *fifthArg*, *sixthArg*)

## Feature differences

### Oracle database

If using a CREATE DIRECTORY statement (Oracle9.2i or later), specify a directory object name for the directory name.

### FUJITSU Enterprise Postgres

A directory object name cannot be specified for the directory name.

## Conversion procedure

Convert using the following procedure. Refer to UTL\_FILE\_DIR/CREATE DIRECTORY for information on how to check if the directory object name corresponds to the actual directory name.

1. Locate the places where the keyword "UTL\_FILE.FCOPY" is used in the stored procedure.
2. Check the actual directory names ('/home/fsep' and '/home/backup', in the example) that correspond to the directory object names ('DIR1' and 'DIR2', in the example) of *firstArg* and *thirdArg* argument.
3. Replace the directory object name ('DIR1' and 'DIR2', in the example) with the actual directory names ('/home/fsep' in the example) checked in step 1.

## B.6.4 Moving/Renaming Files

---

### Oracle database

```
CREATE PROCEDURE move_file(fromname VARCHAR2, toname VARCHAR2) AS
BEGIN

    UTL_FILE.FRENAME('DIR1', fromname, 'DIR2', toname, FALSE); ...(8)
    RETURN;

EXCEPTION
    WHEN OTHERS THEN
        DBMS_OUTPUT.PUT_LINE('-- SQL Error --');

        DBMS_OUTPUT.PUT_LINE('ERROR : ' || SQLERRM );
        RETURN;
END;
/

set serveroutput on

call move_file('file01.txt','file02.txt');
```

### FUJITSU Enterprise Postgres

```
CREATE FUNCTION move_file(fromname VARCHAR, toname VARCHAR) RETURNS void AS $$
BEGIN
    PERFORM DBMS_OUTPUT.SERVEROUTPUT(TRUE);

    PERFORM UTL_FILE.FRENAME('/home/fsep', fromname, '/home/backup', toname, FALSE); ...(8)
    RETURN;

EXCEPTION
    WHEN OTHERS THEN
        PERFORM DBMS_OUTPUT.PUT_LINE('-- SQL Error --');
        PERFORM DBMS_OUTPUT.PUT_LINE('ERROR : ' || SQLERRM );
        RETURN;
END;
```

```

$$
LANGUAGE plpgsql;

SELECT move_file('file01.txt','file02.txt');

```

## (8) RENAME

Same as FCOPY for the UTL\_FILE package. Refer to FCOPY in the UTL\_FILE package for information on specification differences and conversion procedures associated with specification differences.

## B.7 DBMS\_SQL (Execute Dynamic SQL)

### Features

For DBMS\_SQL, dynamic SQL can be executed from PL/pgSQL.

### B.7.1 Searching Using a Cursor

#### Oracle database

```

CREATE PROCEDURE search_test(h_where CLOB) AS

    str_sql      CLOB;
    v_cnt        INTEGER;
    v_array      DBMS_SQL.VARCHAR2A;
    v_cur        INTEGER;
    v_smpid      INTEGER;
    v_smpnm      VARCHAR2(20);
    v_addbuff    VARCHAR2(20);
    v_smpage     INTEGER;
    errcd       INTEGER;
    length       INTEGER;
    ret          INTEGER;
BEGIN

    str_sql      := 'SELECT smpid, smpnm FROM smp_tbl WHERE ' || h_where || ' ORDER BY smpid';
    v_smpid     := 0;
    v_smpnm     := '';
    v_smpage    := 0;

    v_cur := DBMS_SQL.OPEN_CURSOR; ... (1)

    v_cnt :=
        CEIL(DBMS_LOB.GETLENGTH(str_sql)/1000);
    FOR idx IN 1 .. v_cnt LOOP
        v_array(idx) :=
            DBMS_LOB.SUBSTR(str_sql,
                            1000,
                            (idx-1)*1000+1);
    END LOOP;
    DBMS_SQL.PARSE(v_cur, v_array, 1, v_cnt, FALSE, DBMS_SQL.NATIVE); ... (2)

    DBMS_SQL.DEFINE_COLUMN(v_cur, 1, v_smpid);

    DBMS_SQL.DEFINE_COLUMN(v_cur, 2, v_smpnm, 10);

    ret := DBMS_SQL.EXECUTE(v_cur);
    LOOP

```

```

v_addbuff := '';

IF DBMS_SQL.FETCH_ROWS(v_cur) = 0 THEN
    EXIT;
END IF;

DBMS_OUTPUT.PUT_LINE('-----');
DBMS_SQL.COLUMN_VALUE(v_cur, 1, v_smpid, errcd, length); ... (3)

IF errcd = 1405 THEN ... (3)

    DBMS_OUTPUT.PUT_LINE('smpid          = (NULL)');
ELSE
    DBMS_OUTPUT.PUT_LINE('smpid          = ' || v_smpid);
END IF;

DBMS_SQL.COLUMN_VALUE(v_cur, 2, v_smpnm, errcd, length);

IF errcd = 1406 THEN
    v_addbuff := '... [len=' || length || ']';
END IF;
IF errcd = 1405 THEN
    DBMS_OUTPUT.PUT_LINE('v_smpnm          = (NULL)');
ELSE
    DBMS_OUTPUT.PUT_LINE('v_smpnm          = ' || v_smpnm || v_addbuff );
END IF;

DBMS_OUTPUT.PUT_LINE('-----');

    DBMS_OUTPUT.NEW_LINE;
END LOOP;

DBMS_SQL.CLOSE_CURSOR(v_cur); ... (4)

RETURN;
END;
/

Set serveroutput on

call search_test('smpid < 100');

```

## FUJITSU Enterprise Postgres

```

CREATE FUNCTION search_test(h_where text) RETURNS void AS $$
DECLARE
    str_sql    text;

    v_cur      INTEGER;
    v_smpid    INTEGER;
    v_smpnm    VARCHAR(20);
    v_addbuff  VARCHAR(20);
    v_smpage   INTEGER;
    errcd     INTEGER;
    length     INTEGER;
    ret        INTEGER;
BEGIN
    PERFORM DBMS_OUTPUT.SERVEROUTPUT(TRUE);
    str_sql    := 'SELECT smpid, smpnm FROM smp_tbl WHERE ' || h_where || ' ORDER BY smpid';

```

```

v_smpid      := 0;
v_smpnm     := '';
v_smpage    := 0;

v_cur := DBMS_SQL.OPEN_CURSOR(); ...(1)

PERFORM DBMS_SQL.PARSE(v_cur, str_sql, 1); ...(2)
PERFORM DBMS_SQL.DEFINE_COLUMN(v_cur, 1, v_smpid);
PERFORM DBMS_SQL.DEFINE_COLUMN(v_cur, 2, v_smpnm, 10);

ret := DBMS_SQL.EXECUTE(v_cur);
LOOP
  v_addbuff := '';

  IF DBMS_SQL.FETCH_ROWS(v_cur) = 0 THEN
    EXIT;
  END IF;

  PERFORM DBMS_OUTPUT.PUT_LINE('-----');
  SELECT value,column_error,actual_length
  INTO v_smpid, errcd, length
  FROM DBMS_SQL.COLUMN_VALUE(v_cur,
                             1,
                             v_smpid); ...(3)
  IF errcd = 22002 THEN ...(3)
    PERFORM DBMS_OUTPUT.PUT_LINE('smpid      = (NULL)');
  ELSE
    PERFORM DBMS_OUTPUT.PUT_LINE('smpid      = ' || v_smpid);
  END IF;

  SELECT value,column_error,actual_length INTO v_smpnm, errcd, length FROM
DBMS_SQL.COLUMN_VALUE(v_cur, 2, v_smpnm);
  IF errcd = 22001 THEN
    v_addbuff := '... [len=' || length || ']';
  END IF;
  IF errcd = 22002 THEN
    PERFORM DBMS_OUTPUT.PUT_LINE('v_smpnm     = (NULL)');
  ELSE
    PERFORM DBMS_OUTPUT.PUT_LINE('v_smpnm     = ' || v_smpnm || v_addbuff );
  END IF;

  PERFORM DBMS_OUTPUT.PUT_LINE('-----');
  PERFORM DBMS_OUTPUT.NEW_LINE();
END LOOP;

v_cur := DBMS_SQL.CLOSE_CURSOR(v_cur); ...(4)
RETURN;
END;
$$
LANGUAGE plpgsql;

SELECT search_test('smpid < 100');

```

## (1) OPEN\_CURSOR

Same as NEW\_LINE in the DBMS\_OUTPUT package. Refer to NEW\_LINE in the DBMS\_OUTPUT package for information on specification differences and conversion procedures associated with specification differences.

## (2) PARSE

## Specification format for Oracle database

DBMS\_SQL.PARSE(*firstArg, secondArg, thirdArg, fourthArg, fifthArg*)

### Feature differences

#### Oracle database

SQL statements can be specified with string table types (VARCHAR2A type, VARCHAR2S type). Specify this for *secondArg*.

DBMS\_SQL.NATIVE, DBMS\_SQL.V6, DBMS\_SQL.V7 can be specified for processing SQL statements.

#### FUJITSU Enterprise Postgres

SQL statements cannot be specified with string table types.

DBMS\_SQL.NATIVE, DBMS\_SQL.V6, DBMS\_SQL.V7 cannot be specified for processing SQL statements.

### Conversion procedure

Convert using the following procedure:

1. Locate the places where the keyword "DBMS\_SQL.PARSE" is used in the stored procedure.
2. Check the data type of the SQL statement specified for *secondArg* (v\_array in the example).
  - If the data type is either DBMS\_SQL.VARCHAR2A type or DBMS\_SQL.VARCHAR2S type, then it is a table type specification. Execute step 3 and continue the conversion process.
  - If the data type is neither DBMS\_SQL.VARCHAR2A type nor DBMS\_SQL.VARCHAR2S type, then it is a string specification. Execute step 7 and continue the conversion process.
3. Check the SQL statement (str\_sql in the example) before it was divided into DBMS\_SQL.VARCHAR2A type and DBMS\_SQL.VARCHAR2S type.
4. Delete the sequence of the processes (processes near FOR idx in the example) where SQL is divided into DBMS\_SQL.VARCHAR2A type and DBMS\_SQL.VARCHAR2S type.
5. Replace *secondArg* with the SQL statement (str\_sql in the example) before it is divided, that was checked in step 2.
6. Delete *thirdArg, fourthArg, and fifthArg* (v\_cnt, FALSE, DBMS\_SQL.NATIVE, in the example).
7. If DBMS\_SQL.NATIVE, DBMS\_SQL.V6, and DBMS\_SQL.V7 are specified, then replace *thirdArg* with a numeric literal 1.
  - If either DBMS\_SQL.VARCHAR2A type or DBMS\_SQL.VARCHAR2S type is used, then *sixthArg* becomes relevant.
  - If neither DBMS\_SQL.VARCHAR2A type nor DBMS\_SQL.VARCHAR2S type is used, then *thirdArg* becomes relevant.

## (3) COLUMN\_VALUE

### Specification format for Oracle database

DBMS\_SQL.COLUMN\_VALUE(*firstArg, secondArg, thirdArg, fourthArg, fifthArg*)

### Feature differences

#### Oracle database

The following error codes are returned for column\_error.

- 1406: fetched column value was truncated
- 1405: fetched column value is NULL

#### FUJITSU Enterprise Postgres

The following error codes are returned for column\_error.

- 22001: string\_data\_right\_truncation
- 22002: null\_value\_no\_indicator\_parameter

## Specification differences

### Oracle database

Obtained values are received with variables specified for arguments.

### FUJITSU Enterprise Postgres

Since obtained values are the search results for `DBMS_SQL.COLUMN_VALUE`, they are received with variables specified for the `INTO` clause of the `SELECT` statement.

## Conversion procedure

Convert using the following procedure:

1. Locate the places where the keyword "DBMS\_SQL.COLUMN\_VALUE" is used in the stored procedure.
2. Replace the `DBMS_SQL.COLUMN_VALUE` location called with a `SELECT INTO` statement.
  - Check the number of arguments (`v_smpid`, `errcd`, and `length` in the example) specified after *secondArg* (1 in the example) of `DBMS_SQL.COLUMN_VALUE`.
  - Specify "value", "column\_error", and "actual\_length" in the select list, according to the number of arguments checked in the previous step (for example, if only *thirdArg* is specified, then specify "value" only.)
  - Specify *thirdArg*, *fourthArg*, and *fifthArg* (`v_smpid`, `errcd`, `length` in the example) configured for `DBMS_SQL.COLUMN_VALUE`, for the `INTO` clause.
  - Use `DBMS_SQL.COLUMN_VALUE` in the `FROM` clause. Specify *firstArg*, *secondArg*, and *thirdArg* (`v_cur`, 1, `v_smpid`, in the example) before modification.
3. If the *fourthArg* (`column_error` value in the example) is used, then check the location of the target variable (`errcd` in the example).
4. If a decision process is performed in the location checked, then modify the values used in the decision process as below:
  - 1406 to 22001
  - 1405 to 22002

## (4) CLOSE\_CURSOR

### Specification format for Oracle database

`DBMS_SQL.CLOSE_CURSOR(firstArg)`

### Specification differences

#### Oracle database

After closing, the cursor specified in *firstArg* becomes NULL.

#### FUJITSU Enterprise Postgres

After closing, set the cursor to NULL by assigning the return value of `DBMS_SQL.CLOSE_CURSOR` to it.

## Conversion procedure

Convert using the following procedure:

1. Locate the places where the keyword "DBMS\_SQL.CLOSE\_CURSOR" is used in the stored procedure.
2. Set the cursor to NULL by assigning (`:=`) the return value of `DBMS_SQL.CLOSE_CURSOR` to it.
  - On the left-hand side, specify the argument (`v_cur` in the example) specified for `DBMS_SQL.CLOSE_CURSOR`.
  - Use `DBMS_SQL.CLOSE_CURSOR` in the right-hand side. For the argument, specify the same value (`v_cur` in the example) as before modification.



# Appendix C Tables Used by the Features Compatible with Oracle Databases

This chapter describes the tables used by the features compatible with Oracle databases.

## C.1 UTL\_FILE.UTL\_FILE\_DIR

Register the directory handled by the UTL\_FILE package in the UTL\_FILE.UTL\_FILE\_DIR table.

| Name       | Type | Description   |
|------------|------|---|
| <i>dir</i> | text | Name of the directory handled by the UTL_FILE package |

## Appendix D Quantitative Limits

This appendix lists the quantitative limits of FUJITSU Enterprise Postgres.

Table D.1 Length of identifier

| Item                            | Limit                    |
|---------------------------------|--------------------------|
| Database name                   | Up to 63 bytes (*1) (*2) |
| Schema name                     | Up to 63 bytes (*1) (*2) |
| Table name                      | Up to 63 bytes (*1) (*2) |
| View name                       | Up to 63 bytes (*1) (*2) |
| Index name                      | Up to 63 bytes (*1) (*2) |
| Table space name                | Up to 63 bytes (*1) (*2) |
| Cursor name                     | Up to 63 bytes (*1) (*2) |
| Function name                   | Up to 63 bytes (*1) (*2) |
| Aggregate function name         | Up to 63 bytes (*1) (*2) |
| Trigger name                    | Up to 63 bytes (*1) (*2) |
| Constraint name                 | Up to 63 bytes (*1) (*2) |
| Conversion name                 | Up to 63 bytes (*1) (*2) |
| Role name                       | Up to 63 bytes (*1) (*2) |
| Cast name                       | Up to 63 bytes (*1) (*2) |
| Collation sequence name         | Up to 63 bytes (*1) (*2) |
| Encoding method conversion name | Up to 63 bytes (*1) (*2) |
| Domain name                     | Up to 63 bytes (*1) (*2) |
| Extension name                  | Up to 63 bytes (*1) (*2) |
| Operator name                   | Up to 63 bytes (*1) (*2) |
| Operator class name             | Up to 63 bytes (*1) (*2) |
| Operator family name            | Up to 63 bytes (*1) (*2) |
| Rewrite rule name               | Up to 63 bytes (*1) (*2) |
| Sequence name                   | Up to 63 bytes (*1) (*2) |
| Text search settings name       | Up to 63 bytes (*1) (*2) |
| Text search dictionary name     | Up to 63 bytes (*1) (*2) |
| Text search parser name         | Up to 63 bytes (*1) (*2) |
| Text search template name       | Up to 63 bytes (*1) (*2) |
| Data type name                  | Up to 63 bytes (*1) (*2) |
| Enumerator type label           | Up to 63 bytes (*1) (*2) |

\*1: This is the character string byte length when converted by the server character set character code.

\*2: If an identifier that exceeds 63 bytes in length is specified, the excess characters are truncated and it is processed.

Table D.2 Database object

| Item                | Limit                        |
|---------------------|------------------------------|
| Number of databases | Less than 4,294,967,296 (*1) |

| Item  | Limit                        |
|---|------------------------------|
| Number of schemas   | Less than 4,294,967,296 (*1) |
| Number of tables  | Less than 4,294,967,296 (*1) |
| Number of views   | Less than 4,294,967,296 (*1) |
| Number of indexes   | Less than 4,294,967,296 (*1) |
| Number of table spaces  | Less than 4,294,967,296 (*1) |
| Number of functions   | Less than 4,294,967,296 (*1) |
| Number of aggregate functions   | Less than 4,294,967,296 (*1) |
| Number of triggers  | Less than 4,294,967,296 (*1) |
| Number of constraints   | Less than 4,294,967,296 (*1) |
| Number of conversion  | Less than 4,294,967,296 (*1) |
| Number of roles   | Less than 4,294,967,296 (*1) |
| Number of casts   | Less than 4,294,967,296 (*1) |
| Number of collation sequences   | Less than 4,294,967,296 (*1) |
| Number of encoding method conversions   | Less than 4,294,967,296 (*1) |
| Number of domains   | Less than 4,294,967,296 (*1) |
| Number of extensions  | Less than 4,294,967,296 (*1) |
| Number of operators   | Less than 4,294,967,296 (*1) |
| Number of operator classes  | Less than 4,294,967,296 (*1) |
| Number of operator families   | Less than 4,294,967,296 (*1) |
| Number of rewrite rules   | Less than 4,294,967,296 (*1) |
| Number of sequences   | Less than 4,294,967,296 (*1) |
| Number of text search settings  | Less than 4,294,967,296 (*1) |
| Number of text search dictionaries  | Less than 4,294,967,296 (*1) |
| Number of text search parsers   | Less than 4,294,967,296 (*1) |
| Number of text search templates   | Less than 4,294,967,296 (*1) |
| Number of data types  | Less than 4,294,967,296 (*1) |
| Number of enumerator type labels  | Less than 4,294,967,296 (*1) |
| Number of default access privileges defined in the ALTER DEFAULT PRIVILEGES statement | Less than 4,294,967,296 (*1) |
| Number of large objects   | Less than 4,294,967,296 (*1) |
| Number of index access methods  | Less than 4,294,967,296 (*1) |

\*1: The total number of all database objects must be less than 4,294,967,296.

Table D.3 Schema element

| Item   | Limit   |
|--|---|
| Number of columns that can be defined in one table | From 250 to 1600 (according to the data type) |
| Table row length                                   | Up to 400 gigabytes                           |
| Number of columns comprising a unique constraint   | Up to 32 columns                              |
| Data length comprising a unique constraint         | Less than 2,000 bytes (*1) (*2)               |

| Item   | Limit                         |
|--|-------------------------------|
| Table size   | Up to one terabyte            |
| Search condition character string length in a trigger definition statement | Up to 800 megabytes (*1) (*2) |
| Item size  | Up to 1 gigabyte              |

\*1: Operation might proceed correctly even if operations are performed with a quantity outside the limits.

\*2: This is the character string byte length when converted by the server character set character code.

Table D.4 Index

| Item   | Limit                      |
|--|----------------------------|
| Number of columns comprising a key (including VCI) | Up to 32 columns           |
| Key length (other than VCI)                        | Less than 2,000 bytes (*1) |

\*1: This is the character string byte length when converted by the server character set character code.

Table D.5 Data types and attributes that can be handled

| Item         |                                   | Limit  |  |
|--------------|-----------------------------------|--|--|
| Character    | Data length                       | Data types and attributes that can be handled (*1)   |  |
|              | Specification length ( <i>n</i> ) | Up to 10,485,760 characters (*1)   |  |
| Numeric      | External decimal expression       | Up to 131,072 digits before the decimal point, and up to 16,383 digits after the decimal point |  |
|              | Internal binary expression        | 2 bytes  | From -32,768 to 32,767   |
|              |                                   | 4 bytes  | From -2,147,483,648 to 2,147,483,647   |
|              |                                   | 8 bytes  | From -9,223,372,036,854,775,808 to 9,223,372,036,854,775,807                                   |
|              | Internal decimal expression       |  | Up to 13,1072 digits before the decimal point, and up to 16,383 digits after the decimal point |
|              | Floating point expression         | 4 bytes  | From -3.4E+38 to -7.1E-46, 0, or from 7.1E-46 to 3.4E+38                                       |
|              |                                   | 8 bytes  | From -1.7E+308 to -2.5E-324, 0, or from 2.5E-324 to 1.7E+308                                   |
| bytea        |                                   | Up to one gigabyte minus 53 bytes  |  |
| Large object |                                   | Up to two gigabytes  |  |

\*1: This is the character string byte length when converted by the server character set character code.

Table D.6 Function definition

| Item   | Limit     |
|--|-----------|
| Number of arguments that can be specified  | Up to 100 |
| Number of variable names that can be specified in the declarations section                                   | No limit  |
| Number of SQL statements or control statements that can be specified in a function processing implementation | No limit  |

Table D.7 Data operation statement

| Item   | Limit                             |
|--|-----------------------------------|
| Maximum number of connections for one process in an application (remote access)  | 4,000 connections                 |
| Number of expressions that can be specified in a selection list  | Up to 1,664                       |
| Number of tables that can be specified in a FROM clause  | No limit                          |
| Number of unique expressions that can be specified in a selection list/DISTINCT clause/ORDER BY clause/GROUP BY clause within one SELECT statement | Up to 1,664                       |
| Number of expressions that can be specified in a GROUP BY clause   | No limit                          |
| Number of expressions that can be specified in an ORDER BY clause  | No limit                          |
| Number of SELECT statements that can be specified in a UNION clause/INTERSECT clause/EXCEPT clause   | Up to 4,000 (*1)                  |
| Number of nestings in joined tables that can be specified in one view  | Up to 4,000 (*1)                  |
| Number of functions or operator expressions that can be specified in one expression  | Up to 4,000 (*1)                  |
| Number of expressions that can be specified in one row constructor   | Up to 1,664                       |
| Number of expressions that can be specified in an UPDATE statement SET clause  | Up to 1,664                       |
| Number of expressions that can be specified in one row of a VALUES list  | Up to 1,664                       |
| Number of expressions that can be specified in a RETURNING clause  | Up to 1,664                       |
| Total expression length that can be specified in the argument list of one function specification   | Up to 800 megabytes (*2)          |
| Number of cursors that can be processed simultaneously by one session  | No limit                          |
| Character string length of one SQL statement   | Up to 800 megabytes (*1) (*3)     |
| Number of input parameter specifications that can be specified in one dynamic SQL statement  | No limit                          |
| Number of tokens that can be specified in one SQL statement  | Up to 10,000                      |
| Number of values that can be specified as a list in a WHERE clause IN syntax   | No limit                          |
| Number of expressions that can be specified in a USING clause  | No limit                          |
| Number of JOINS that can be specified in a joined table  | Up to 4,000 (*1)                  |
| Number of expressions that can be specified in COALESCE  | No limit                          |
| Number of WHEN clauses that can be specified for CASE in a simple format or a searched format  | No limit                          |
| Data size per record that can be updated or inserted by one SQL statement  | Up to one gigabyte minus 53 bytes |
| Number of objects that can share a lock simultaneously   | Up to 256,000 (*1)                |

\*1: Operation might proceed correctly even if operations are performed with a quantity outside the limits.

\*2: The total number of all database objects must be less than 4,294,967,296.

\*3: This is the character string byte length when converted by the server character set character code.

Table D.8 Data sizes

| Item   | Limit                    |
|--|--------------------------|
| Data size per record for input data files (COPY statement, psql command \copy meta command)  | Up to 800 megabytes (*1) |
| Data size per record for output data files (COPY statement, psql command \copy meta command) | Up to 800 megabytes (*1) |

\*1: Operation might proceed correctly even if operations are performed with a quantity outside the limits.

# Appendix E Reference

## E.1 JDBC Driver



See

Refer to the Java API Reference for information on PostgreSQL JDBC driver.

## E.2 ODBC Driver

### E.2.1 List of Supported APIs

The following table shows the support status of APIs:

| Function name        | Support status |
|----------------------|----------------|
| SQLAllocConnect      | Y              |
| SQLAllocEnv          | Y              |
| SQLAllocHandle       | Y              |
| SQLAllocStmt         | Y              |
| SQLBindCol           | Y              |
| SQLBindParameter     | Y              |
| SQLBindParam         | Y              |
| SQLBrowseConnect     | Y              |
| SQLBulkOperations    | Y              |
| SQLCancel            | Y              |
| SQLCancelHandle      | N              |
| SQLCloseCursor       | Y              |
| SQLColAttribute      | Y              |
| SQLColAttributeW     | Y              |
| SQLColAttributes     | Y              |
| SQLColAttributesW    | Y              |
| SQLColumnPrivileges  | Y              |
| SQLColumnPrivilegesW | Y              |
| SQLColumns           | Y              |
| SQLColumnsW          | Y              |
| SQLCompleteAsync     | N              |
| SQLConnect           | Y              |
| SQLConnectW          | Y              |
| SQLCopyDesc          | Y              |
| SQLDataSources       | Y              |
| SQLDataSourcesW      | Y              |
| SQLDescribeCol       | Y              |

| Function name        | Support status |
|----------------------|----------------|
| SQLDescribeColW      | Y              |
| SQLDescribeParam     | Y              |
| SQLDisconnect        | Y              |
| SQLDriverConnect     | Y              |
| SQLDriverConnectW    | Y              |
| SQLDrivers           | Y              |
| SQLEndTran           | Y              |
| SQLError             | Y              |
| SQLErrorW            | Y              |
| SQLExecDirect        | Y              |
| SQLExecDirectW       | Y              |
| SQLExecute           | Y              |
| SQLExtendedFetch     | Y              |
| SQLFetch             | Y              |
| SQLFetchScroll       | Y              |
| SQLForeignKeys       | Y              |
| SQLForeignKeysW      | Y              |
| SQLFreeConnect       | Y              |
| SQLFreeEnv           | Y              |
| SQLFreeHandle        | Y              |
| SQLFreeStmt          | Y              |
| SQLGetConnectAttr    | Y              |
| SQLGetConnectAttrW   | Y              |
| SQLGetConnectOption  | Y              |
| SQLGetConnectOptionW | Y              |
| SQLGetCursorName     | Y              |
| SQLGetCursorNameW    | Y              |
| SQLGetData           | Y              |
| SQLGetDescField      | Y              |
| SQLGetDescFieldW     | Y              |
| SQLGetDescRec        | Y              |
| SQLGetDescRecW       | Y              |
| SQLGetDiagField      | Y              |
| SQLGetDiagFieldW     | Y              |
| SQLGetDiagRec        | Y              |
| SQLGetDiagRecW       | Y              |
| SQLGetEnvAttr        | Y              |
| SQLGetFunctions      | Y              |
| SQLGetInfo           | Y              |



| Function name        | Support status |
|----------------------|----------------|
| SQLGetInfoW          | Y              |
| SQLGetStmtAttr       | Y              |
| SQLGetStmtAttrW      | Y              |
| SQLGetStmtOption     | Y              |
| SQLGetTypeInfo       | Y              |
| SQLGetTypeInfoW      | Y              |
| SQLMoreResults       | Y              |
| SQLNativeSql         | Y              |
| SQLNativeSqlW        | Y              |
| SQLNumParams         | Y              |
| SQLNumResultCols     | Y              |
| SQLParamData         | Y              |
| SQLParamOptions      | Y              |
| SQLPrepare           | Y              |
| SQLPrepareW          | Y              |
| SQLPrimaryKeys       | Y              |
| SQLPrimaryKeysW      | Y              |
| SQLProcedureColumns  | Y              |
| SQLProcedureColumnsW | Y              |
| SQLProcedures        | Y              |
| SQLProceduresW       | Y              |
| SQLPutData           | Y              |
| SQLRowCount          | Y              |
| SQLSetConnectAttr    | Y              |
| SQLSetConnectAttrW   | Y              |
| SQLSetConnectOption  | Y              |
| SQLSetConnectOptionW | Y              |
| SQLSetCursorName     | Y              |
| SQLSetCursorNameW    | Y              |
| SQLSetDescField      | Y              |
| SQLSetDescRec        | Y              |
| SQLSetEnvAttr        | Y              |
| SQLSetParam          | Y              |
| SQLSetPos            | Y              |
| SQLSetScrollOptions  | N              |
| SQLSetStmtAttr       | Y              |
| SQLSetStmtAttrW      | Y              |
| SQLSetStmtOption     | Y              |
| SQLSpecialColumns    | Y              |

| Function name       | Support status |
|---------------------|----------------|
| SQLSpecialColumnsW  | Y              |
| SQLStatistics       | Y              |
| SQLStatisticsW      | Y              |
| SQLTablePrivileges  | Y              |
| SQLTablePrivilegesW | Y              |
| SQLTables           | Y              |
| SQLTablesW          | Y              |
| SQLTransact         | Y              |

Y: Supported  
N: Not supported

### E.3 C Library (libpq)

---



See

.....  
Refer to "libpq - C Library" in "Client Interfaces" in the PostgreSQL Documentation.  
.....

### E.4 Embedded SQL in C

---



See

.....  
Refer to "ECPG - Embedded SQL in C" in "Client Interfaces" in the PostgreSQL Documentation.  
.....

# Index

---

|  |     |         |
|--|-----|---------|
|  | [B] |         |
| BIND_VARIABLE.....   |     | 47      |
|  | [C] |         |
| CLOSE_CURSOR.....  |     | 47      |
| Code examples for applications.....  |     | 26      |
| COLUMN_VALUE.....  |     | 48      |
| Comparison operator.....   |     | 3       |
|  | [D] |         |
| DBMS_SQL.....  |     | 45      |
| DECODE.....  |     | 41      |
| DEFINE_COLUMN.....   |     | 48      |
| DUAL Table.....  |     | 40      |
|  | [E] |         |
| Encoding System Settings.....  |     | 17,21   |
| Example of specifying the hint clause.....                                   |     | 27      |
| EXECUTE.....   |     | 49      |
|  | [F] |         |
| FETCH_ROWS.....  |     | 49      |
|  | [L] |         |
| Language settings.....   |     | 6,17,20 |
|  | [N] |         |
| NVL.....   |     | 44      |
|  | [O] |         |
| OPEN_CURSOR.....   |     | 49      |
| Outer Join Operator (+).....   |     | 38      |
|  | [P] |         |
| PARSE.....   |     | 50      |
| Pattern matching.....  |     | 3       |
| Precompiling example.....  |     | 27      |
|  | [S] |         |
| Scan Using a Vertical Clustered Index (VCI).....                             |     | 69      |
| Settings for encrypting communication data for connection to the server..... |     | 7       |
| String functions and operators.....  |     | 3       |
| SUBSTR.....  |     | 42      |
|  | [W] |         |
| When setting from outside with environment variables.....                    |     | 21      |
| When specifying in the connection URI.....                                   |     | 21      |

# FUJITSU Enterprise Postgres 13 on IBM LinuxONE™



## Operation Guide

# Preface

---

## Purpose of this document

The FUJITSU Enterprise Postgres database system extends the PostgreSQL features and runs on the Linux platform.

This document is the FUJITSU Enterprise Postgres Operation Guide.

## Intended readers

This document is intended for those who install and operate FUJITSU Enterprise Postgres.

Readers of this document are assumed to have general knowledge of:

- PostgreSQL
- SQL
- Linux

## Structure of this document

This document is structured as follows:

### [Chapter 1 Operating FUJITSU Enterprise Postgres](#)

Describes how to operate FUJITSU Enterprise Postgres.

### [Chapter 2 Starting an Instance and Creating a Database](#)

Describes how to start a FUJITSU Enterprise Postgres instance, and how to create a database.

### [Chapter 3 Backing Up the Database](#)

Describes how to back up the database.

### [Chapter 4 Configuring Secure Communication Using Secure Sockets Layer](#)

Describes communication data encryption between the client and the server.

### [Chapter 5 Protecting Storage Data Using Transparent Data Encryption](#)

Describes how to encrypt the data to be stored in the database.

### [Chapter 6 Data Masking](#)

Describes the data masking feature.

### [Chapter 7 Periodic Operations](#)

Describes the periodic database operations that must be performed on FUJITSU Enterprise Postgres.

### [Chapter 8 Streaming Replication Using WebAdmin](#)

Describes how to create a streaming replication cluster using WebAdmin.

### [Chapter 9 Installing and Operating the In-memory Feature](#)

Describes how to install and operate the in-memory feature.

### [Chapter 10 Parallel Query](#)

Describes the factors taken into consideration by FUJITSU Enterprise Postgres when performing parallel queries.

### [Chapter 11 High-Speed Data Load](#)

Describes how to install and operate high-speed data load.

### [Chapter 12 Global Meta Cache](#)

Describes how to use Global Meta Cache feature.

### [Chapter 13 Local Meta Cache Limit](#)

Describes how to use Local Meta Cache Limit feature.

## [Chapter 14 Backup/Recovery Using the Copy Command](#)

Describes backup and recovery using the copy command created by the user.

## [Chapter 15 WAL Compression for Streaming Replication](#)

Describes WAL compression for streaming replications.

## [Chapter 16 Actions when an Error Occurs](#)

Describes how to perform recovery when disk failure or data corruption occurs.

## [Appendix A Parameters](#)

Describes the FUJITSU Enterprise Postgres parameters.

## [Appendix B System Administration Functions](#)

Describes the system administration functions of FUJITSU Enterprise Postgres.

## [Appendix C System Views](#)

Describes how to use the system view in FUJITSU Enterprise Postgres.

## [Appendix D Tables Used by Data Masking](#)

Describes the tables used by the data masking feature.

## [Appendix E Tables Used by High-Speed Data Load](#)

Describes the tables used by high-speed data load.

## [Appendix F Starting and Stopping the Web Server Feature of WebAdmin](#)

Describes how to start and stop WebAdmin (Web server feature).

## [Appendix G WebAdmin Wallet](#)

Describes how to use the Wallet feature of WebAdmin.

## [Appendix H WebAdmin Disallow User Inputs Containing Hazardous Characters](#)

Describes characters not allowed in WebAdmin.

## [Appendix I Collecting Failure Investigation Data](#)

Describes how to collect information for initial investigation.

## [Appendix J Operation of Transparent data Encryption in File-based Keystores](#)

Describes operation of transparent data Encryption in file-based keystores.

## [Appendix K Utilize zEnterprise Data Compression \(zEDC\)](#)

Describes cooperation with zEDC.

## **Export restrictions**

Exportation/release of this document may require necessary procedures in accordance with the regulations of your resident country and/or US export control laws.

## **Issue date and version**

|                         |
|-------------------------|
| Edition 1.0: April 2021 |
|-------------------------|

## **Copyright**

Copyright 2019-2021 FUJITSU LIMITED

# Contents

---

|  |    |
|--|----|
| Chapter 1 Operating FUJITSU Enterprise Postgres.....   | 1  |
| 1.1 Operating Methods.....   | 1  |
| 1.2 Starting WebAdmin.....   | 2  |
| 1.2.1 Logging in to WebAdmin.....  | 2  |
| 1.3 Operations Using Commands.....   | 4  |
| 1.4 Operating Environment of FUJITSU Enterprise Postgres.....  | 4  |
| 1.4.1 Operating Environment.....   | 4  |
| 1.4.2 File Composition.....  | 6  |
| 1.5 Notes on Compatibility of Applications Used for Operations.....  | 7  |
| 1.6 Notes on Upgrading Database Instances.....   | 7  |
| 1.6.1 Additional Steps for upgrading to FUJITSU Enterprise Postgres with Vertical Clustered Index (VCI) Enabled..... | 8  |
| Chapter 2 Starting an Instance and Creating a Database.....  | 9  |
| 2.1 Starting and Stopping an Instance.....   | 9  |
| 2.1.1 Using WebAdmin.....  | 9  |
| 2.1.2 Using Server Commands.....   | 11 |
| 2.2 Creating a Database.....   | 12 |
| Chapter 3 Backing Up the Database.....   | 14 |
| 3.1 Periodic Backup.....   | 15 |
| 3.2 Backup Methods.....  | 15 |
| 3.2.1 Using WebAdmin.....  | 15 |
| 3.2.2 Using Server Commands.....   | 16 |
| Chapter 4 Configuring Secure Communication Using Secure Sockets Layer.....   | 20 |
| 4.1 Configuring Communication Data Encryption.....   | 20 |
| 4.1.1 Issuing a Certificate.....   | 21 |
| 4.1.2 Deploying a Server Certificate File and a Server Private Key File.....   | 21 |
| 4.1.3 Distributing a CA Certificate File to the Client.....  | 21 |
| 4.1.4 Configuring the Operating Environment for the Database Server.....   | 21 |
| 4.1.5 Configuring the Operating Environment for the Client.....  | 21 |
| 4.1.6 Performing Database Multiplexing.....  | 22 |
| Chapter 5 Protecting Storage Data Using Transparent Data Encryption.....   | 23 |
| 5.1 Protecting Data Using Encryption.....  | 23 |
| 5.2 Preparing for HSM Collaboration.....   | 24 |
| 5.3 Setting the Master Encryption Key.....   | 24 |
| 5.4 Opening the Keystore.....  | 25 |
| 5.5 Encrypting a Tablespace.....   | 26 |
| 5.6 Checking an Encrypted Tablespace.....  | 27 |
| 5.7 Managing the Keystore.....   | 27 |
| 5.7.1 Changing the Master Encryption Key.....  | 27 |
| 5.7.2 Changing the HSM master key .....  | 28 |
| 5.7.3 Changing User Pins.....  | 28 |
| 5.7.4 Enabling Automatic Opening of the Keystore.....  | 28 |
| 5.7.5 Backing Up and Recovering the Keystore.....  | 28 |
| 5.8 Backing Up and Restoring/Recovering the Database.....  | 29 |
| 5.9 Importing and Exporting the Database.....  | 32 |
| 5.10 Encrypting Existing Data.....   | 32 |
| 5.11 Operations in Cluster Systems.....  | 32 |
| 5.11.1 Database Multiplexing Mode.....   | 33 |
| 5.12 Security-Related Notes.....   | 34 |
| 5.13 Tips for Installing Built Applications.....   | 34 |
| Chapter 6 Data Masking.....  | 36 |
| 6.1 Masking Policy.....  | 36 |

|  |           |
|--|-----------|
| 6.1.1 Masking Target.....  | 37        |
| 6.1.2 Masking Type.....  | 37        |
| 6.1.3 Masking Condition.....   | 37        |
| 6.1.4 Masking Format.....  | 38        |
| 6.2 Usage Method.....  | 40        |
| 6.2.1 Creating a Masking Policy.....                                 | 41        |
| 6.2.2 Changing a Masking Policy.....                                 | 42        |
| 6.2.3 Confirming a Masking Policy.....                               | 42        |
| 6.2.4 Enabling and Disabling a Masking Policy.....                   | 43        |
| 6.2.5 Deleting a Masking Policy.....                                 | 44        |
| 6.3 Data Types for Masking.....                                      | 44        |
| 6.4 Security Notes.....  | 45        |
| <b>Chapter 7 Periodic Operations.....</b>                            | <b>46</b> |
| 7.1 Configuring and Monitoring the Log.....                          | 46        |
| 7.2 Monitoring Disk Usage and Securing Free Space.....               | 46        |
| 7.2.1 Monitoring Disk Usage.....                                     | 46        |
| 7.2.2 Securing Free Disk Space.....                                  | 46        |
| 7.3 Automatically Closing Connections.....                           | 47        |
| 7.4 Monitoring the Connection State of an Application.....           | 47        |
| 7.4.1 Using the View (pg_stat_activity).....                         | 48        |
| 7.5 Reorganizing Indexes.....  | 49        |
| 7.6 Monitoring Database Activity.....                                | 50        |
| 7.6.1 Information that can be Collected.....                         | 51        |
| 7.6.2 Collection Configuration.....                                  | 51        |
| 7.6.3 Information Reset.....   | 52        |
| <b>Chapter 8 Streaming Replication Using WebAdmin.....</b>           | <b>54</b> |
| 8.1 Creating a Standby Instance.....                                 | 54        |
| 8.2 Promoting a Standby Instance.....                                | 56        |
| 8.3 Converting an Asynchronous Replication to Synchronous.....       | 56        |
| 8.4 Converting a Synchronous Replication to Asynchronous.....        | 57        |
| 8.5 Joining a Replication Cluster.....                               | 57        |
| <b>Chapter 9 Installing and Operating the In-memory Feature.....</b> | <b>59</b> |
| 9.1 Installing Vertical Clustered Index (VCI).....                   | 59        |
| 9.1.1 Evaluating whether to Install VCI.....                         | 59        |
| 9.1.2 Estimating Resources.....                                      | 59        |
| 9.1.3 Setting up.....  | 60        |
| 9.1.3.1 Setting Parameters.....                                      | 60        |
| 9.1.3.2 Installing the Extensions.....                               | 61        |
| 9.1.3.3 Creating a VCI.....  | 61        |
| 9.1.3.4 Confirming that the VCI has been Created.....                | 62        |
| 9.1.4 Data that can Use VCI.....                                     | 62        |
| 9.1.4.1 Relation Types.....  | 62        |
| 9.1.4.2 Data Types.....  | 63        |
| 9.2 Operating VCI.....   | 64        |
| 9.2.1 Commands that cannot be Used for VCI.....                      | 64        |
| 9.2.2 Data Preload Feature.....                                      | 66        |
| <b>Chapter 10 Parallel Query.....</b>                                | <b>67</b> |
| 10.1 CPU Load Calculation.....                                       | 67        |
| 10.2 Increase of Workers during Runtime.....                         | 67        |
| <b>Chapter 11 High-Speed Data Load.....</b>                          | <b>68</b> |
| 11.1 Installing High-Speed Data Load.....                            | 68        |
| 11.1.1 Deciding whether to Install.....                              | 68        |
| 11.1.2 Estimating Resources.....                                     | 68        |



|  |           |
|--|-----------|
| 11.1.3 Setup.....  | 69        |
| 11.1.3.1 Setting Parameters.....   | 69        |
| 11.1.3.2 Installing the Extension.....   | 70        |
| 11.2 Using High-Speed Data Load.....   | 70        |
| 11.2.1 Loading Data.....   | 70        |
| 11.2.2 Recovering from a Data Load that Ended Abnormally.....                                | 71        |
| 11.3 Removing High-Speed Data Load.....  | 72        |
| 11.3.1 Removing the Extension.....   | 72        |
| <b>Chapter 12 Global Meta Cache.....</b>   | <b>74</b> |
| 12.1 Usage.....  | 74        |
| 12.1.1 Deciding Whether to Enable the Global Meta Cache Feature.....                         | 74        |
| 12.1.2 Estimating Memory for Global Meta Cache.....  | 74        |
| 12.1.3 How the GMC Memory Area Is Used.....  | 74        |
| 12.1.4 Enabling the Global Meta Cache Feature.....   | 74        |
| 12.1.5 Estimating Resources.....   | 75        |
| 12.2 Statistics.....   | 75        |
| 12.2.1 System View.....  | 75        |
| <b>Chapter 13 Local Meta Cache Limit.....</b>  | <b>76</b> |
| 13.1 Usage.....  | 76        |
| 13.1.1 Deciding Whether to Enable the Local Meta Cache Limit Feature.....                    | 76        |
| 13.1.2 How to Set Parameters for the Local Meta Cache Limit Feature.....                     | 76        |
| 13.1.3 Cache Removal when Local Meta Cache Limit is Enabled.....                             | 76        |
| 13.1.4 Performance Impact and Parameter Tuning of the Local Meta Cache Limit Feature.....    | 77        |
| <b>Chapter 14 Backup/Recovery Using the Copy Command.....</b>                                | <b>79</b> |
| 14.1 Configuration of the Copy Command.....  | 79        |
| 14.2 Backup Using the Copy Command.....  | 82        |
| 14.3 Recovery Using the Copy Command.....  | 83        |
| 14.4 Copy Command Interface.....   | 84        |
| 14.4.1 Copy Command for Backup.....  | 84        |
| 14.4.2 Copy Command for Recovery.....  | 86        |
| <b>Chapter 15 WAL Compression for Streaming Replication.....</b>                             | <b>88</b> |
| 15.1 Usage.....  | 88        |
| 15.1.1 Deciding Whether to Enable the WAL Compression for Streaming Replication Feature..... | 88        |
| 15.1.2 Enabling WAL Compression for Streaming Replication Fetature.....                      | 89        |
| <b>Chapter 16 Actions when an Error Occurs.....</b>  | <b>90</b> |
| 16.1 Recovering from Disk Failure (Hardware).....  | 91        |
| 16.1.1 Using WebAdmin.....   | 91        |
| 16.1.2 Using Server Command.....   | 93        |
| 16.2 Recovering from Data Corruption.....  | 97        |
| 16.2.1 Using WebAdmin.....   | 97        |
| 16.2.2 Using the pgx_rcvall Command.....   | 97        |
| 16.3 Recovering from an Incorrect User Operation.....  | 98        |
| 16.3.1 Using WebAdmin.....   | 99        |
| 16.3.2 Using the pgx_rcvall Command.....   | 100       |
| 16.4 Actions in Response to an Application Error.....  | 101       |
| 16.4.1 When using the view (pg_stat_activity).....   | 101       |
| 16.4.2 Using the ps Command.....   | 102       |
| 16.5 Actions in Response to an Access Error.....   | 103       |
| 16.6 Actions in Response to Insufficient Space on the Data Storage Destination.....          | 103       |
| 16.6.1 Using a Tablespace.....   | 103       |
| 16.6.2 Replacing the Disk with a Larger Capacity Disk.....                                   | 103       |
| 16.6.2.1 Using WebAdmin.....   | 104       |
| 16.6.2.2 Using Server Commands.....  | 104       |

|  |            |
|--|------------|
| 16.7 Actions in Response to Insufficient Space on the Backup Data Storage Destination.....     | 106        |
| 16.7.1 Temporarily Saving Backup Data.....   | 106        |
| 16.7.1.1 Using WebAdmin.....   | 106        |
| 16.7.1.2 Using Server Commands.....  | 107        |
| 16.7.2 Replacing the Disk with a Larger Capacity Disk.....                                     | 110        |
| 16.7.2.1 Using WebAdmin.....   | 110        |
| 16.7.2.2 Using Server Commands.....  | 110        |
| 16.8 Actions in Response to Insufficient Space on the Transaction Log Storage Destination..... | 114        |
| 16.8.1 Replacing the Disk with a Larger Capacity Disk.....                                     | 114        |
| 16.8.1.1 Using WebAdmin.....   | 115        |
| 16.8.1.2 Using Server Commands.....  | 115        |
| 16.9 Errors in More Than One Storage Disk.....   | 117        |
| 16.10 Actions in Response to Instance Startup Failure.....                                     | 117        |
| 16.10.1 Errors in the Configuration File.....  | 117        |
| 16.10.2 Errors Caused by Power Failure or Mounting Issues.....                                 | 118        |
| 16.10.3 Other Errors.....  | 118        |
| 16.10.3.1 Using WebAdmin.....  | 118        |
| 16.10.3.2 Using Server Commands.....   | 118        |
| 16.11 Actions in Response to Failure to Stop an Instance.....                                  | 118        |
| 16.11.1 Using WebAdmin.....  | 119        |
| 16.11.2 Using Server Commands.....   | 119        |
| 16.11.2.1 Stopping the Instance Using the Fast Mode.....                                       | 119        |
| 16.11.2.2 Stopping the Instance Using the Immediate Mode.....                                  | 119        |
| 16.11.2.3 Forcibly Stopping the Server Process.....  | 119        |
| 16.12 Actions in Response to Failure to Create a Streaming Replication Standby Instance.....   | 120        |
| 16.13 Actions in Response to Error in a Distributed Transaction.....                           | 120        |
| 16.14 I/O Errors Other than Disk Failure.....  | 121        |
| 16.14.1 Network Error with an External Disk.....   | 122        |
| 16.14.2 Errors Caused by Power Failure or Mounting Issues.....                                 | 122        |
| 16.15 Anomaly Detection and Resolution.....  | 122        |
| 16.15.1 Port Number and Backup Storage Path Anomalies.....                                     | 122        |
| 16.15.2 Mirroring Controller Anomalies.....  | 123        |
| <b>Appendix A Parameters.....</b>  | <b>124</b> |
| <b>Appendix B System Administration Functions.....</b>   | <b>131</b> |
| B.1 WAL Mirroring Control Functions.....   | 131        |
| B.2 Transparent Data Encryption Control Functions.....   | 131        |
| B.3 Data Masking Control Functions.....  | 132        |
| B.3.1 pgx_alter_confidential_policy.....   | 132        |
| B.3.2 pgx_create_confidential_policy.....  | 138        |
| B.3.3 pgx_drop_confidential_policy.....  | 141        |
| B.3.4 pgx_enable_confidential_policy.....  | 142        |
| B.3.5 pgx_update_confidential_values.....  | 143        |
| B.4 VCI Data Load Control Function.....  | 144        |
| B.5 High-Speed Data Load Control Functions.....  | 145        |
| <b>Appendix C System Views.....</b>  | <b>146</b> |
| C.1 pgx_tablespace.....  | 146        |
| C.2 pgx_stat_lwlock.....   | 146        |
| C.3 pgx_stat_latch.....  | 146        |
| C.4 pgx_stat_walwriter.....  | 146        |
| C.5 pgx_stat_sql.....  | 147        |
| C.6 pgx_stat_gmc.....  | 147        |
| <b>Appendix D Tables Used by Data Masking.....</b>   | <b>149</b> |
| D.1 pgx_confidential_columns.....  | 149        |
| D.2 pgx_confidential_policies.....   | 149        |

|  |     |
|--|-----|
| D.3 pgx_confidential_values.....   | 150 |
| Appendix E Tables Used by High-Speed Data Load.....                              | 151 |
| E.1 pgx_loader_state.....  | 151 |
| Appendix F Starting and Stopping the Web Server Feature of WebAdmin.....         | 152 |
| F.1 Starting the Web Server Feature of WebAdmin.....                             | 152 |
| F.2 Stopping the Web Server Feature of WebAdmin.....                             | 152 |
| Appendix G WebAdmin Wallet.....  | 154 |
| G.1 Creating a Credential.....   | 154 |
| G.2 Using a Credential.....  | 155 |
| Appendix H WebAdmin Disallow User Inputs Containing Hazardous Characters.....    | 156 |
| Appendix I Collecting Failure Investigation Data.....                            | 157 |
| Appendix J Operation of Transparent data Encryption in File-based Keystores..... | 158 |
| J.1 Setting the Master Encryption Key.....                                       | 158 |
| J.2 Opening the Keystore.....  | 158 |
| J.3 Encrypting a Tablespace.....   | 159 |
| J.4 Checking an Encrypted Tablespace.....  | 159 |
| J.5 Managing the Keystore.....   | 159 |
| J.5.1 Changing the Master Encryption Key.....                                    | 159 |
| J.5.2 Changing the Keystore Passphrase.....                                      | 159 |
| J.5.3 Enabling Automatic Opening of the Keystore.....                            | 160 |
| J.5.4 Backing Up and Recovering the Keystore.....                                | 161 |
| J.6 Backing Up and Restoring/Recovering the Database.....                        | 162 |
| J.7 Importing and Exporting the Database.....                                    | 162 |
| J.8 Encrypting Existing Data.....  | 162 |
| J.9 Operations in Cluster Systems.....   | 162 |
| J.9.1 HA Clusters that do not Use Database Multiplexing.....                     | 162 |
| J.9.2 Database Multiplexing Mode.....  | 163 |
| J.10 Security-Related Notes.....   | 164 |
| J.11 Tips for Installing Built Applications.....                                 | 164 |
| Appendix K Utilize zEnterprise Data Compression (zEDC) .....                     | 165 |
| Index.....   | 167 |

# Chapter 1 Operating FUJITSU Enterprise Postgres

This chapter describes how to operate FUJITSU Enterprise Postgres.

## 1.1 Operating Methods

There are two methods of managing FUJITSU Enterprise Postgres operations:

- Operation management using GUI tools
- Operation management using commands



See

Before performing database multiplexing using database multiplexing, refer to "Database Multiplexing Mode" in the Cluster Operation Guide (Database Multiplexing).

### Operation management using GUI tools

This involves managing operations using the WebAdmin.

- Management using WebAdmin

This removes the requirement for complex environment settings and operational design for backup and recovery that is usually required for running a database. It enables you to easily and reliably monitor the state of the database, create a streaming replication cluster, back up the database, and restore it even if you do not have expert knowledge of databases.

### Operation management using commands

You can use commands for configuring and operating the database and managing operations.



Note

- You cannot combine WebAdmin and server commands to perform the following operations:
  - Use commands to operate an instance created using WebAdmin.
  - Use WebAdmin to recover a database backed up using commands.

For instances created with WebAdmin, however, backup can be obtained with the `pgx_dmpall` command. Also, WebAdmin can perform recovery by using the backup obtained with the `pgx_dmpall` command.

To compress the backup files, use the `pgx_dmpall` command in WebAdmin operations as well.

- To operate an instance created using the `initdb` command in WebAdmin, the instance needs to be imported using WebAdmin.

### Features used in each phase

The following table lists the features used in each phase for GUI-based operations and command-based operations.

| Operation |                             | Operation with the GUI  | Operation with commands  |
|-----------|-----------------------------|---|--|
| Setup     | Creating an instance        | WebAdmin is used.<br>The server machine capacity, and the optimum parameter for operations using WebAdmin, are set automatically. | The configuration file is edited directly using the <code>initdb</code> command. |
|           | Creating a standby instance | WebAdmin is used.   | A standby instance is created using the <code>pg_basebackup</code> command.      |

| Operation                         |                                  | Operation with the GUI   | Operation with commands  |
|-----------------------------------|----------------------------------|--|--|
|                                   |                                  | WebAdmin performs a base backup of the source instance and creates a standby instance.                           |  |
|                                   | Changing the configuration files | WebAdmin is used.  | The configuration file is edited directly.   |
| Starting and stopping an instance |                                  | WebAdmin is used.  | The pg_ctl command is used.  |
| Creating a database               |                                  | None.  | This is defined using the psql command or the application after specifying the DDL statement.                  |
| Backing up the database           |                                  | WebAdmin, or the pgx_dmpall command, is used.  | It is recommended that the pgx_dmpall command be used. Recovery to the latest database can be performed.       |
| Database recovery                 |                                  | WebAdmin is used.  | To use the backup that was performed using the pgx_dmpall command, the pgx_rcvall command is used.             |
| Monitoring                        | Database errors                  | The status in the WebAdmin window can be checked.  | The messages that are output to the database server log are monitored.   |
|                                   | Disk space                       | The status in the WebAdmin window can be checked. A warning will be displayed if the free space falls below 20%. | This is monitored using the df command of the operating system, for example.                                   |
|                                   | Connection status                | None.  | This can be checked referencing pg_stat_activity of the standard statistics view from psql or the application. |

## 1.2 Starting WebAdmin

This section describes how to start and log in to WebAdmin.

### 1.2.1 Logging in to WebAdmin

This section describes how to log in to WebAdmin.

#### User environment

It is recommended to use the following browsers with WebAdmin:

- Internet Explorer 11
- Microsoft Edge (Build41 or later)

WebAdmin will work with other browsers, such as Firefox and Chrome, however, the look and feel may be slightly different.

#### Startup URL for WebAdmin

In the browser address bar, type the startup URL of the WebAdmin window in the following format:

```
http://hostNameOrIpAddress:portNumber/
```

- *hostNameOrIpAddress*: The host name or IP address of the server where WebAdmin is installed.
- *portNumber*: The port number of WebAdmin. The default port number is 27515.

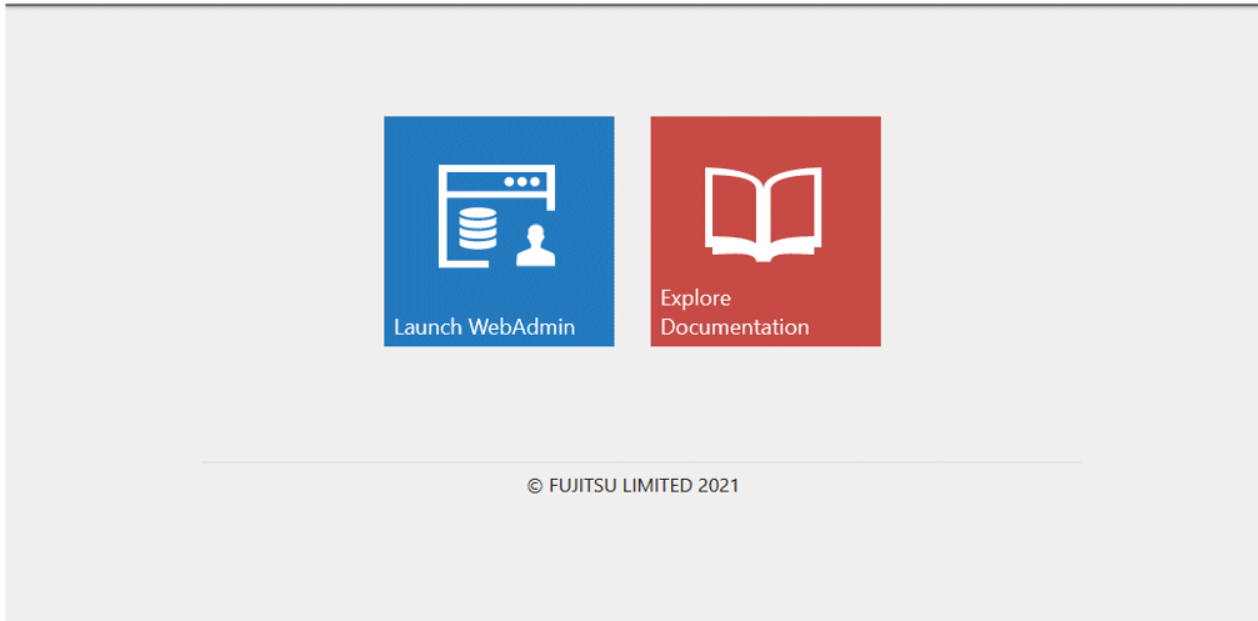
## Example

For a server with IP address "192.0.2.0" and port number "27515"

```
http://192.0.2.0:27515/
```

The startup URL window shown below is displayed. From this window you can log in to WebAdmin or access the product documentation.

## FUJITSU Enterprise Postgres



## Note

- You must start the Web server feature of WebAdmin before using WebAdmin.
- Refer to "[Appendix F Starting and Stopping the Web Server Feature of WebAdmin](#)" for information on how to start the Web server feature of WebAdmin.

## Log in to WebAdmin

Click [Launch WebAdmin] in the startup URL window to start WebAdmin and display the login window.

To log in, specify the following values:

- [User name]: User name (OS user account) of the instance administrator
- [Password]: Password corresponding to the user name

## Point

Use the OS user account as the user name of the instance administrator. Refer to "Creating an Instance Administrator" in the Installation and Setup Guide for Server for details.

## 1.3 Operations Using Commands

---

You can operate and manage the database using the following commands:

- Server commands

This group of commands includes commands for creating a database cluster and controlling the database. You can run these commands on the server where the database is operating.

To use these commands, you must configure the environment variables.



- Refer to "PostgreSQL Server Applications" under "Reference" in the PostgreSQL Documentation, or "Reference" for information on server commands.
- Refer to "Configure the environment variables" in the procedure to create instances in "Using the initdb Command" in the Installation and Setup Guide for Server for information on configuring the environment variables.

- Client commands

This group of commands includes the psql command and commands for extracting the database cluster to a script file. These commands can be executed on the client that can connect to the database, or on the server on which the database is running.

To use these commands, you must configure the environment variables.



- Refer to "PostgreSQL Client Applications" under "Reference" in the PostgreSQL Documentation, or "Reference" for information on client commands.
- Refer to "Configuring Environment Variables" in the Installation and Setup Guide for Client for information on the values to be set in the environment variables.

## 1.4 Operating Environment of FUJITSU Enterprise Postgres

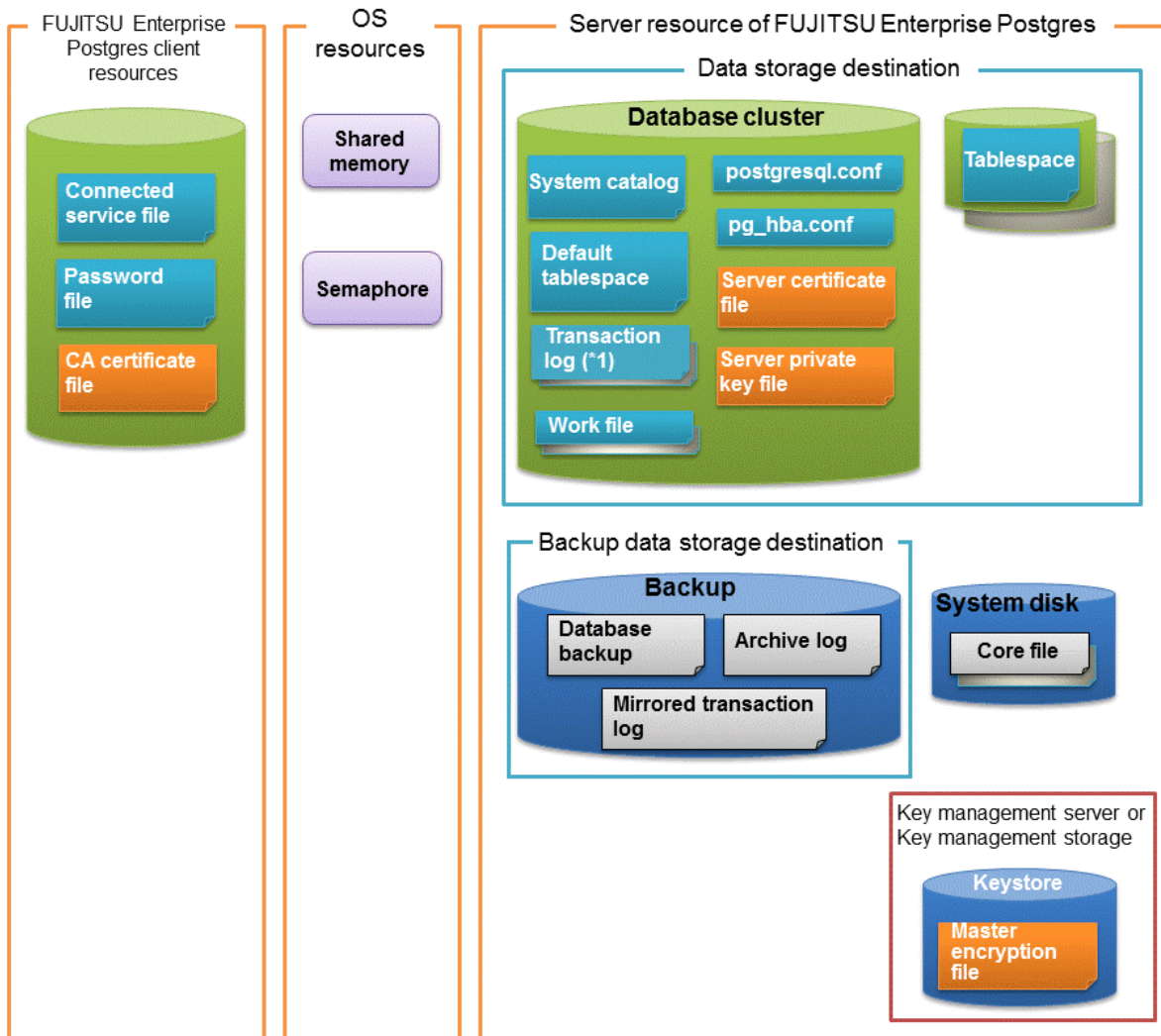
---

This section describes the operating environment and the file composition of FUJITSU Enterprise Postgres.

### 1.4.1 Operating Environment

---

The following figure shows the configuration of the FUJITSU Enterprise Postgres operating environment. The tables given below list the roles of the OS resources and FUJITSU Enterprise Postgres resources.



\*1: To distribute the I/O load, place the transaction log on a different disk from the data storage destination.

Table 1.1 OS resources

| Type          | Role   |
|---------------|--|
| Shared memory | Used when a database process exchanges information with an external process. |
| Semaphore     |  |

Table 1.2 FUJITSU Enterprise Postgres client resources

| Type                    | Role  |
|-------------------------|---|
| Connection service file | Specifies information, such as the host name, user name, and password, for connecting to FUJITSU Enterprise Postgres. |
| Password file           | Securely manages the password for connecting to FUJITSU Enterprise Postgres.  |
| CA certificate file     | CA (certificate authority) certificate used for server authentication when encrypting communication data.             |



Table 1.3 Server resources of FUJITSU Enterprise Postgres

| Type  | Role   |
|---|--|
| Database cluster                                | Database storage area on the database storage disk. It is a collection of databases managed by an instance.  |
| System catalog                                  | Contains information required for the system to run, including the database definition information and the operation information created by the user.  |
| Default tablespace                              | Contains table files and index files stored by default.  |
| Transaction log                                 | Contains log information in case of a crash recovery or rollback. This is the same as the WAL (Write Ahead Log).   |
| Work file                                       | Work file used when executing applications or commands.  |
| postgresql.conf                                 | Contains information that defines the operating environment of FUJITSU Enterprise Postgres.  |
| pg_hba.conf                                     | FUJITSU Enterprise Postgres uses this file to authenticate individual client hosts.  |
| Server certificate file                         | Contains information about the server certificate to be used when encrypting communication data and authenticating a server.   |
| Server private key file                         | Contains information about the server private key to be used when encrypting communication data and authenticating a server  |
| Tablespace                                      | Stores table files and index files in a separate area from the database cluster. Specify a space other than that under the database cluster.   |
| Backup  | Stores the data required for recovering the database when an error, such as disk failure, occurs.  |
| Database backup                                 | Contains the backup data for the database.   |
| Archive log                                     | Contains the log information for recovery.   |
| Mirrored transaction log (mirrored WAL)         | Enables a database cluster to be restored to the state immediately before an error even if both the database cluster and transaction log fail when performing backup/recovery operations using the pgx_dmpall command or WebAdmin. |
| Core file                                       | FUJITSU Enterprise Postgres process core file that is output when an error occurs during a FUJITSU Enterprise Postgres process.  |
| Key management server or key management storage | Server or storage where the master encryption key file is located.   |
| Master encryption key file                      | Contains the master encryption key to be used when encrypting storage data. The master encryption key file is managed on the key management server or key management storage.  |

## 1.4.2 File Composition

FUJITSU Enterprise Postgres consists of the following files for controlling and storing the database. The table below shows the relationship between the number of such files and their location within a single instance.

Table 1.4 Number of files within a single instance and how to specify their location

| File type        | Required | Quantity | How to specify the location  |
|------------------|----------|----------|--|
| Program files    | Y        | Multiple | Note that "<x>" indicates the product version.<br>/opt/fsepv<x>server64              |
| Database cluster | Y        | 1        | Specify using WebAdmin or server commands.   |
| Tablespace       | Y        | Multiple | Specify a space other than that under the database cluster, using the DDL statement. |

| File type                       | Required | Quantity | How to specify the location   |
|---------------------------------|----------|----------|---|
| Backup                          | Y        | Multiple | Specify using WebAdmin or server commands.                            |
| Core file                       | Y        | Multiple | Specify using WebAdmin, server commands, or postgresql.conf.          |
| Server certificate file (*1)    | N        | 1        | Specify using postgresql.conf.  |
| Server private key file (*1)    | N        | 1        | Specify using postgresql.conf.  |
| Master encryption key file (*1) | N        | 1        | Specify the directory created as the key store using postgresql.conf. |
| Connection service file (*1)    | N        | 1        | Specify using environment variables.                                  |
| Password file (*1)              | N        | 1        | Specify using environment variables.                                  |
| CA certificate file (*1)        | N        | 1        | Specify using environment variables.                                  |

Y: Mandatory

N: Optional

\*1: Set manually when using the applicable feature.



### Note

- Do not use an NFS for files used in FUJITSU Enterprise Postgres except when creating a database space in a storage device on a network.
- If anti-virus software is used, set scan exception settings for directories so that none of the files that comprise FUJITSU Enterprise Postgres are scanned for viruses. Alternatively, if the files that comprise FUJITSU Enterprise Postgres are to be scanned for viruses, stop FUJITSU Enterprise Postgres and perform the scan when tasks that use FUJITSU Enterprise Postgres are not operating.

## 1.5 Notes on Compatibility of Applications Used for Operations

When you upgrade FUJITSU Enterprise Postgres to a newer version, there may be some effect on applications due to improvements or enhancements in functionality.

Take this into account when creating applications so that you can maintain compatibility after upgrading to a newer version of FUJITSU Enterprise Postgres.



### See

Refer to "Notes on Application Compatibility" in the Application Development Guide for details.

## 1.6 Notes on Upgrading Database Instances

When upgrading FUJITSU Enterprise Postgres 11 or newer database instances using `pg_upgrade`, there are certain steps you need to follow.

Before using `pg_upgrade`, remove the following extensions from all databases in the instance, except "template0":

- `pg_stat_statements`
- `oracle_compatible`
- `pg_dbms_stats`
- `pg_hint_plan`

For all databases except "template0", execute the following command to remove these extensions:

```
DROP EXTENSION extensionName;
```

Once the `pg_upgrade` operation is complete, for all databases except "template0", execute the following command to re-create these extensions as required:

```
CREATE EXTENSION extensionName;
```



### Note

- It is strongly recommended to back up the database using `pg_dump` before performing `pg_upgrade` or using `DROP EXTENSION`.
- If there are any columns created in the user tables using a data type from these extensions, then `DROP EXTENSION` will also drop these columns. Therefore, it is essential that alternate upgrade mechanisms are considered instead of `pg_upgrade`, in such scenarios. These may include `pg_dump/pg_restore`.

## 1.6.1 Additional Steps for upgrading to FUJITSU Enterprise Postgres with Vertical Clustered Index (VCI) Enabled

When upgrading FUJITSU Enterprise Postgres 11 instances that are using the VCI extension to FUJITSU Enterprise Postgres 12 or later using `pg_upgrade`, additional steps must be performed because of the incompatibility of the VCI extension between FUJITSU Enterprise Postgres 12 or later and FUJITSU Enterprise Postgres 11.

Follow the procedure below in all databases in the FUJITSU Enterprise Postgres 11 instance, except "template0".

### Before upgrading

1. Obtain the CREATE INDEX Definitions

Run the query below to list all the VCI indexes created in the database. Ensure that these indexes are re-created in the FUJITSU Enterprise Postgres 12 or later instance after `pg_upgrade` has finished.

```
SELECT nspname || '.' || relname AS index_relname,* FROM pg_class, pg_namespace
WHERE relnamespace = pg_namespace.oid AND relam IN (SELECT oid FROM pg_am WHERE amname='vci');
```

For each `index_relname` listed above, execute the commands below to obtain the CREATE INDEX definition (to use the same SQL syntax while re-creating the indexes on the FUJITSU Enterprise Postgres 12 or later instance).

```
SELECT pg_get_indexdef('indexName'::regclass);
```

2. Drop the VCI indexes and VCI extension along with all its dependencies.

To remove all the VCI indexes and VCI internal objects that are created in FUJITSU Enterprise Postgres, execute the commands below. VCI internal objects will be created in FUJITSU Enterprise Postgres 12 or later automatically when `CREATE EXTENSION` for VCI is executed.

```
DROP EXTENSION VCI CASCADE;
```



### Note

To restore the VCI extension in the FUJITSU Enterprise Postgres 11 instance, execute `CREATE EXTENSION`.

### After upgrading

Once the `pg_upgrade` operation is complete, for all databases except "template0", execute `CREATE EXTENSION` to create the VCI extension, and then execute `CREATE INDEX` for all the VCI indexes as required.

# Chapter 2 Starting an Instance and Creating a Database

This chapter describes basic operations, from starting an instance to creating a database.

## 2.1 Starting and Stopping an Instance

This section describes how to start and stop an instance.

- [2.1.1 Using WebAdmin](#)
- [2.1.2 Using Server Commands](#)

### Point

To automatically start or stop an instance when the operating system on the database server is started or stopped, refer to "Configuring Automatic Start and Stop of an Instance" in the Installation and Setup Guide for Server and configure the settings.

### Note


The collected statistics are initialized if an instance is stopped in the "Immediate" mode or if it is abnormally terminated. To prepare for such initialization of statistics, consider regular collection of the statistics by using the SELECT statement. Refer to "The Statistics Collector" in "Server Administration" in the PostgreSQL Documentation for information on the statistics.


### 2.1.1 Using WebAdmin

WebAdmin enables you to start or stop an instance and check its operating status.

#### Starting an instance


Start an instance by using the [Instances] tab in WebAdmin.


 is displayed when an instance is stopped.

To start a stopped instance, click .

#### Stopping an instance

Stop an instance by using the [Instances] tab in WebAdmin.

 is displayed when an instance is active.

To stop an active instance, click .



#### Stop mode

Select the mode in which to stop the instance. The following describes the operations of the modes:

| Stop mode       | Connected clients  | Backup being executed using the command                       |
|-----------------|--|---|
| Smart mode (*1) | Waits for all connected clients to be disconnected.  | Waits for backups being executed using the command to finish. |
| Fast mode       | Rolls back all transactions being executed and forcibly disconnects clients.                                       | Terminates backups being executed using the command.          |
| Immediate mode  | All server processes are terminated immediately. Crash recovery is executed the next time the instance is started. |   |






| Stop mode         | Connected clients  | Backup being executed using the command |
|-------------------|--|---|
| Kill process mode | Send SIGKILL to the process and abort all active transactions. This will lead to a crash-recovery run at the next restart. |   |

\*1: When the processing to stop the instance in the Smart mode has started and you want to stop immediately, use the following procedure:

1. Restart the Web server feature of WebAdmin.
2. In the [Instances] tab, click .
3. In the [Instances] tab, click , and select the Immediate mode to stop the instance.

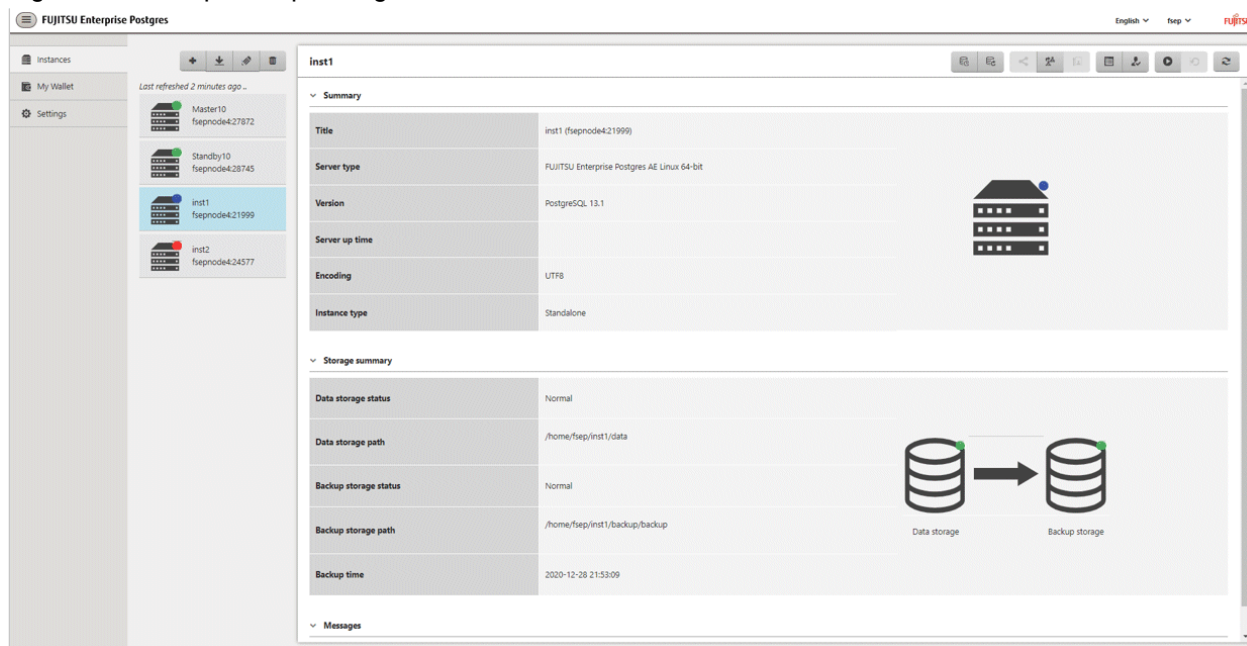
## Checking the operating status of an instance

You can check the operating status of an instance by using the [Instances] tab. The following indicators are used to show the status of a resource.

| Status indicator  | Explanation  |
|---|--|
|    | The resource is operating normally.  |
|    | The resource is stopped.   |
|    | There is an error in the resource.   |
|   | An operation is in progress on this resource or the status is being checked. |
|  | The resource is not operating optimally and needs intervention.              |


If an instance stops abnormally, remove the cause of the stoppage and start the instance by using WebAdmin.

Figure 2.1 Example of operating status indicators



The screenshot displays the WebAdmin interface for FUJITSU Enterprise Postgres. On the left, a sidebar shows a list of instances: Master10 (green), Standby10 (blue), inst1 (orange), and inst2 (red). The main panel shows the details for 'inst1' (fsepnode421999). The 'Summary' section includes: Title (inst1 (fsepnode421999)), Server type (FUJITSU Enterprise Postgres AE Linux 64-bit), Version (PostgreSQL 13.1), Server up time, Encoding (UTF8), and Instance type (Standalone). The 'Storage summary' section shows: Data storage status (Normal), Data storage path (/home/fsep/inst1/data), Backup storage status (Normal), Backup storage path (/home/fsep/inst1/backup/backup), and Backup time (2020-12-28 21:53:09). A diagram illustrates data storage and backup storage with arrows indicating the flow between them.

## Note

- When operating WebAdmin, click  to update the status. WebAdmin will reflect the latest status of the operation or the instance resources from the server.
- If an error occurs while communicating with the server, there may be no response from WebAdmin. When this happens, close the browser and then log in again. If this does not resolve the issue, check the system log of the server and confirm whether a communication error has occurred.
- The following message is output during startup of an instance when the startup process is operating normally, therefore, the user does not need to be aware of this message:

```
FATAL: the database system is starting up
```

## 2.1.2 Using Server Commands

Server commands enable you to start or stop an instance and check its operating status.

To use sever commands, configure the environment variables.

## See

Refer to "Configure the environment variables" in the procedure to create instances in "Using the initdb Command" in the Installation and Setup Guide for Server for information on configuring the environment variables.

### Starting an instance

Use the `pg_ctl` command to start an instance.

Specify the following values in the `pg_ctl` command:

- Specify "start" as the mode.
- Specify the data storage destination in the `-D` option. If the `-D` option is omitted, the value of the `PGDATA` environment variable is used by default.

If an application, command, or process tries to connect to the database while the instance is starting up, the message "FATAL:the database system is starting up(11189)" is output. However, this message may also be output if the instance is started without the `-W` option specified. This message is output by the `pg_ctl` command to check if the instance has started successfully. Therefore, ignore this message if there are no other applications, commands, or processes that connect to the database.

## Example

```
> pg_ctl start -D /database/inst1
```

## Note

If the `-W` option is specified, the command will return without waiting for the instance to start. Therefore, it may be unclear as to whether the instance startup was successful or failed.

### Stopping an instance

Use the `pg_ctl` command to stop an instance.

Specify the following values in the `pg_ctl` command:

- Specify "stop" as the mode.

- Specify the data storage destination in the -D option. If the -D option is omitted, the value of the PGDATA environment variable is used by default.

### Example

```
> pg_ctl stop -D /database/inst1
```

## Checking the operating status of an instance

Use the pg\_ctl command to check the operating status of an instance.

Specify the following values in the pg\_ctl command:

- Specify "status" as the mode.
- Specify the data storage destination in the -D option. If the -D option is omitted, the value of the PGDATA environment variable is used by default.

### Example

When the instance is active:

```
> pg_ctl status -D /database/inst1
pg_ctl: server is running (PID: 1234)
```

When the instance is inactive:

```
> pg_ctl status -D /database/inst1
pg_ctl: no server running.
```

### See

Refer to "pg\_ctl" under "Reference" in the PostgreSQL Documentation for information on pg\_ctl command.

## 2.2 Creating a Database

---

This section explains how to create a database.

Follow the procedure below to define a database using client commands.

An example of operations on the server is shown below.

1. Use psql command to connect to the postgres database.  
Execute psql postgres.

```
> psql postgres
psql (13.1)
Type "help" for help.
```

2. Create the database.

To create the database, execute the CREATE DATABASE databaseName; statement.

```
postgres=# CREATE DATABASE db01;
CREATE DATABASE
```

3. Confirm that the database is created.  
Execute \l+, and confirm that the name of the database created in step 2 is displayed.

```
postgres=# \l+
```

4. Disconnect from the postgres database.  
Execute \q to terminate the psql command.

```
postgres=# \q
```

You can create a database using the createdb command.



See

.....  
Refer to "Creating a Database" in "Tutorial" in the PostgreSQL Documentation for information on creating a database using the createdb command.  
.....



# Chapter 3 Backing Up the Database

This chapter describes how to back up the database.

## Backup methods

The following backup methods enable you to recover data to a backup point or to the state immediately preceding disk physical breakdown or data logical failure.

- Backup using WebAdmin

This method enables you to back up data through intuitive window operations using the GUI.

WebAdmin is used for recovery.

- Backup using the `pgx_dmpall` command

Execute the `pgx_dmpall` command with a script to perform automatic backup.

To back up data automatically, you must register the process in the automation software of the operating system. Follow the procedure given in the documentation for your operating system.

The `pgx_rcvall` command is used for recovery.



## Information

By using a copy command created by the user, the `pgx_dmpall` command and the `pgx_rcvall` command can back up database clusters and tablespaces to any destination and recover them from any destination using any copy method. Refer to "[Chapter 14 Backup/Recovery Using the Copy Command](#)" for details.

## Approximate backup time

The formula for deriving the approximate backup time when you use WebAdmin or the `pgx_dmpall` command is as follows:

$$\text{backupTime} = \text{dataStorageDestinationUsage} / \text{diskWritePerformance} \times 1.5 \times \text{EffectOfCompression}$$

- *dataStorageDestinationUsage*: Disk usage at the data storage destination
- *diskWritePerformance*: Maximum data volume (bytes/second) that can be written per second in the system environment where operation is performed
- 1.5: Coefficient to factor in tasks other than disk write (which is the most time-consuming step)
- *EffectOfCompression*: Specify 0.6 to use compression, or 1 to not use compression

If using the copy command with the `pgx_dmpall` command, the backup time will depend on the implementation of the copy command.



## Note

- Backup operation cannot be performed on an instance that is part of a streaming replication cluster in standby mode.
- Use the selected backup method continuously.

There are several differences, such as the data format, across the backup methods. For this reason, the following restrictions apply:

- It is not possible to use one method for backup and another for recovery.
- It is not possible to convert one type of backup data to a different type of backup data.
- Mirrored WALs can be used only for backup/recovery using the `pgx_dmpall` command or WebAdmin.
- There are several considerations for the backup of the keystore and backup of the database in case the data stored in the database is encrypted. Refer to the following for details:
  - [5.7.5 Backing Up and Recovering the Keystore](#)
  - [5.8 Backing Up and Restoring/Recovering the Database](#)

- If you have defined a tablespace, back it up. If you do not back it up, directories for the tablespace are not created during recovery, which may cause the recovery to fail. If the recovery fails, refer to the system log, create the tablespace, and then perform the recovery process again.

---

 **Information**

The following methods can also be used to perform backup. Performing a backup using these methods allows you to restore to the point when the backup was performed.

- Backup using an SQL-based dump  
Dump the data by using SQL. This backup method also enables data migration.
- File system level backup  
This backup method requires you to stop the instance and use OS commands to backup database resources as files.
- Backup by continuous archiving  
This is the standard backup method for PostgreSQL.

Refer to "Backup and Restore" in "Server Administration" in the PostgreSQL Documentation for information on these backup methods.

---

## 3.1 Periodic Backup

---

It is recommended that you perform backup periodically.

Backing up data periodically using WebAdmin or the `pgx_dmpall` command has the following advantages:

- This method reduces disk usage, because obsolete archive logs (transaction logs copied to the backup data storage destination) are deleted. It also minimizes the recovery time when an error occurs.

### Backup cycle

The time interval when backup is performed periodically is called the backup cycle. For example, if backup is performed every morning, the backup cycle is 1 day.

The backup cycle depends on the jobs being run, but on FUJITSU Enterprise Postgres it is recommended that operations are run with a backup cycle of at least once per day.

## 3.2 Backup Methods

---

This section describes the methods for backing up the database.

- [3.2.1 Using WebAdmin](#)
- [3.2.2 Using Server Commands](#)

### 3.2.1 Using WebAdmin

---

You can use WebAdmin to perform backup and check the backup status.

 **Note**

- If backup is disabled for an instance, you will not be able to back up or restore the instance. Refer to "[Backup]" in "Creating an Instance" in the Installation and Setup Guide for Server for details.
- If the data to be stored in the database is to be encrypted, it is necessary to enable the automatic opening of the keystore before doing so. Refer to "[5.7.4 Enabling Automatic Opening of the Keystore](#)" for details.

- WebAdmin uses the labels "Data storage path", "Backup storage path" and "Transaction log path" to indicate "data storage destination", "backup data storage destination" and "transaction log storage destination" respectively. In this manual these terms are used interchangeably.
- To compress the backup data, use the `pgx_dmpall` command with `-z` or `-Z` or `--compress` option specified. Add `-z` or `-Z` level to the end of the `archive_command` arguments that is set automatically by WebAdmin. `-z` option compresses by the default compression level. `-Z` option compresses by the level specified. The level can be set to a value from 0 to 9. (0 no compression, 9 high compression)

For example:

```
archive_command = 'installationDirectory/bin/pgx_walcopy.cmd "%p"
"backupDataStorageDestinationDirectory/archived_wal/%f" discard "DatabaseCulsterPath/
waldiscard.txt" -z
```

```
archive_command = 'installationDirectory/bin/pgx_walcopy.cmd "%p"
"backupDataStorageDestinationDirectory/archived_wal/%f" discard "DatabaseCulsterPath/
waldiscard.txt" -Z 1
```

## Backup operation

Follow the procedure below to back up the database.

1. Select the database to back up

In the [Instances] tab, select the instance to be backed up and click .

2. Back up the database

The [Backup] dialog box is displayed. To perform backup, click [Yes].  
An instance is automatically started when backup is performed.

## Backup status

If an error occurs and backup fails, [Error] is displayed adjacent to [Data storage status] or [Backup storage status] in the [Instances] tab. An error message is also displayed in the message list.

In this case, the backup data is not optimized. Ensure that you check the backup result whenever you perform backup. If backup fails, [Solution] appears to the right of the error message. Clicking this button displays information explaining how to resolve the cause of the error. Remove the cause of failure, and perform backup again.

## 3.2.2 Using Server Commands

Use the `pgx_dmpall` command and `pgx_rcvall` command to perform backup and check the backup result.

### Preparing for backup

You must prepare for backup before actually starting the backup process.

Follow the procedure below.



Refer to "Preparing Directories to Deploy Resources" in the Installation and Setup Guide for Server for information on the location of directories required for backup and for points to take into account.

1. Prepare the backup data storage disk

For backup, prepare a separate disk unit from the database storage disk and mount it using the operating system commands.

2. Create a directory where the backup data will be stored

Create an empty directory.

Set appropriate permissions so that only the instance administrator can access the directory.

**Example**

```
# mkdir /backup/inst1
# chown fsepuser:fsepuser /backup/inst1
# chmod 700 /backup/inst1
```

3. Specify the settings required for backup

Stop the instance, and set the following parameters in the postgresql.conf file.

Start the instance after editing the postgresql.conf file.

| Parameter name     | Setting   | Description   |
|--------------------|---|---|
| backup_destination | Name of the directory where the backup data will be stored  | Specify the name of the directory where the backup data will be stored.<br><br>Appropriate privileges that allow only the instance administrator to access the directory must already be set.<br><br>Place the backup data storage destination directory outside the data storage destination directory, the tablespace directory, and the transaction log storage destination directory.           |
| archive_mode       | on  | Specify the archive log mode.<br><br>Specify [on] (execute).  |
| archive_command    | <i>'installationDirectory/bin/pgx_walcopy.cmd "%p" "backupDataStorageDestinationDirectory/archived_wal/%f"' [-z   -Z level]</i> | Specify the path name of the command that will save the transaction log and the storage destination.<br><br>Use the -z or -Z option to compress the backup data. This allows archive logs to be compressed. -z option compresses by the default compression level. -Z option compresses by the level specified. The level can be set to a value from 0 to 9. (0 no compression, 9 high compression) |

Refer to "[Appendix A Parameters](#)" and "Write Ahead Log" under "Server Administration" in the PostgreSQL Documentation for information on the parameters.

**Backup operation (file backup)**

Use the pgx\_dmpall command to perform file backup. You can even embed the pgx\_dmpall command in OS automation software to perform backup.

The backup data is stored in the directory specified in the backup\_destination parameter of postgresql.conf.

Specify the data storage destination in the -D option. If the -D option is omitted, the value of the PGDATA environment variable is used by default.

 **Example**

```
> pgx_dmpall -D /database/inst1
```

## Note

Backup stores the data obtained during the backup and the backup data of the data obtained during previous backup.

If the data to be stored in the database is encrypted, refer to the following and back up the keystore:

- [5.7.5 Backing Up and Recovering the Keystore](#)

To compress the backup data, specify the `-z` option, etc. Refer to "pgx\_dmpall" in the Reference for information on the `pgx_dmpall` command.

## Backup status

Use the `pgx_rcvall` command to check the backup status.

Specify the following values in the `pgx_rcvall` command:

- The `-l` option indicates backup data information.
- Specify the data storage destination in the `-D` option. If the `-D` option is omitted, the value of the `PGDATA` environment variable is used by default.

```
> pgx_rcvall -l -D /database/inst1
Date                Status            Dir
2020-05-01 13:30:40 COMPLETE         /backup/inst1/2020-05-01_13-30-40
```

If an error occurs and backup fails, a message is output to the system log.

In this case, the backup data is not optimized. Ensure that you check the backup result whenever you perform backup. If backup fails, remove the cause of failure and perform backup again.

## See

Refer to "pgx\_dmpall" and "pgx\_rcvall" in the Reference for information on the `pgx_dmpall` command and `pgx_rcvall` command.

## Setting a restore point

In case you want to recover your database to a certain point in time, you can name this particular point in time, which is referred to as the restore point, by using the `psql` command.

By setting a restore point before executing an application, it becomes easy to identify up to which point in time the data will be reverted.

A restore point can be set to any point in time after a backup is executed. However, if a restore point is set before a backup is executed, the database cannot be recovered to that point in time. This is because restore points are recorded in the archive logs, and the archive logs are discarded when backups are executed.

## Example

The following example uses the `psql` command to connect to the database and execute the SQL statement to set a restore point.

However, when considering continued compatibility of applications, do not use functions directly in SQL statements. Refer to "Notes on Application Compatibility" in the Application Development Guide for details.

```
postgres=# SELECT pg_create_restore_point('batch_20200503_1');
LOG:  restore point "batch_20200503_1" created at 0/20000E8
STATEMENT:  select pg_create_restore_point('batch_20200503_1');
 pg_create_restore_point
-----
0/20000E8
(1 row)
```

Refer to "[16.3.2 Using the pgx\\_rcvall Command](#)" for information on using a restore point to recover the database.

### Note

---

- Name restore points so that they are unique within the database. Add the date and time of setting a restore point to distinguish it from other restore points, as shown below:
    - YYMMDD\_HHMMSS
      - YYMMDD: Indicates the date
      - HHMMSS: Indicates the time
  - There is no way to check restore points you have set. Keep a record in, for example, a file.
- 

### See

---

Refer to "System Administration Functions" under "Functions and Operators" in the PostgreSQL Documentation for information on `pg_create_restore_point`.

---

# Chapter 4 Configuring Secure Communication Using Secure Sockets Layer

If communication data transferred between a client and a server contains confidential information, encrypting the communication data can protect it against threats, such as eavesdropping on the network.

## 4.1 Configuring Communication Data Encryption

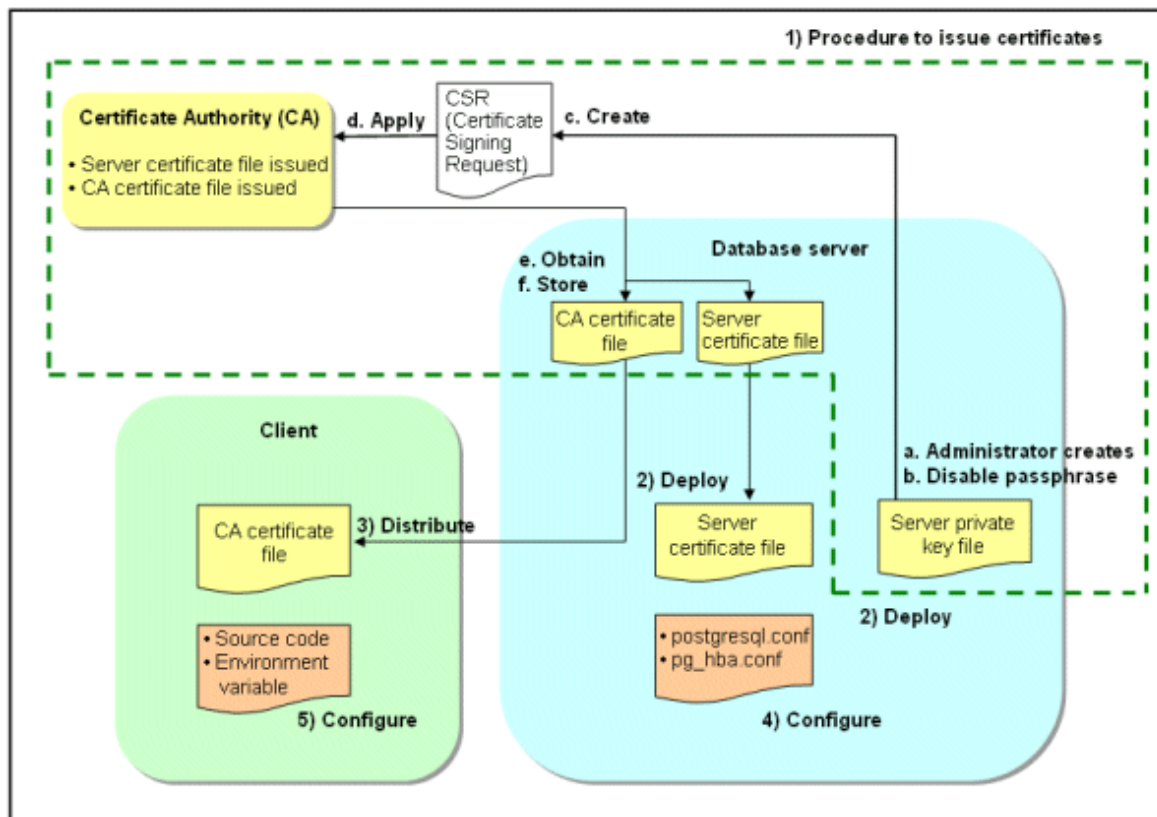
To encrypt communication data transferred between a client and a server, configure communication data encryption as described below. Communication data encryption not only protects the communication content, but it also guards against man-in-the-middle (MITM) attacks (for example, data and password theft through server impersonation).

Table 4.1 Configuration procedure

| Configuration procedure   |
|---|
| 1) Issue a certificate  |
| 2) Deploy a server certificate file and a server private key file |
| 3) Distribute a CA certificate file to the client                 |
| 4) Configure the operating environment for the database server    |
| 5) Configure the operating environment for the client             |

The following figure illustrates the environment for communication data encryption.

Figure 4.1 Environment for communication data encryption



## 4.1.1 Issuing a Certificate

---

For authenticating servers, you must acquire a certificate issued by the certificate authority (CA).

FUJITSU Enterprise Postgres supports X.509 standard PEM format files. If the certificate authority issues a file in DER format, use a tool such as the openssl command to convert the DER format file to PEM format.

The following provides an overview of the procedure. Refer to the procedure published by the public or independent certificate authority (CA) that provides the certificate file for details.

- a. Create a server private key file
- b. Disable the passphrase for the server private key file
- c. Create a CSR (signing request for obtaining a server certificate) from the server private key file
- d. Apply to the certificate authority (CA) for a server certificate
- e. Obtain a server certificate file and a CA certificate file from the certificate authority (CA)
- f. Store the server certificate file and the CA certificate file

Note: If you lose or destroy the certificates, you will need to have them re-issued.

The above procedure enables you to prepare the following files:

- Server private key file
- Server certificate file
- CA certificate file

## 4.1.2 Deploying a Server Certificate File and a Server Private Key File

---

Create a directory on the local disk of the database server and store the server certificate file and the server private key file in it.

Use the operating system features to set access privileges for the server certificate file and the server private key file so that only the database administrator has load privileges.

Back up the server certificate file and the server private key file in the event that data corruption occurs and store them securely.

## 4.1.3 Distributing a CA Certificate File to the Client

---

Create a directory on the local disk of the client and place the distributed CA certificate file there. Use the operating system features to set load privileges to protect the CA certificate file against accidental deletion.

## 4.1.4 Configuring the Operating Environment for the Database Server

---



See

.....  
Refer to "Secure TCP/IP Connections with SSL" under "Server Administration" in the PostgreSQL Documentation for details.  
.....

## 4.1.5 Configuring the Operating Environment for the Client

---



See

.....  
Refer to the following sections in the Application Development Guide for details, depending on your application development environment:

- "Settings for Encrypting Communication Data" under "Setup" in "JDBC Driver"
  - "Settings for Encrypting Communication Data" under "Setup" in "C Library (libpq)"
  - "Settings for Encrypting Communication Data" under "Setup" in "Embedded SQL in C"
- .....



## 4.1.6 Performing Database Multiplexing

---

When you perform communication that uses database multiplexing and a Secure Socket Layer server certificate, take one of the following actions:

- Create one server certificate, replicate it, and place a copy on each server used for database multiplexing.  
If sslmode is set to verify-full, add all domain names in subjectAltName.
- Create server certificate for each server used for database multiplexing.



See

.....  
Refer to "Using the Application Connection Switch Feature" in the Application Development Guide for information on how to specify applications on the client.  
.....

# Chapter 5 Protecting Storage Data Using Transparent Data Encryption

This chapter describes how to encrypt data to be stored in the database.

## 5.1 Protecting Data Using Encryption

With PostgreSQL, data in a database is protected from access by unauthorized database users through the use of authentication and access controls. However, the OS file is not protected from attackers who bypass the database server's authentication and access controls.

With FUJITSU Enterprise Postgres, data inside the OS file is encrypted, so valuable information is protected even if the file or disk is stolen.

Data to be stored in a database is encrypted when it is written to the data file, and decrypted when it is read.

This is performed automatically by the instance, so the user and the application need not be aware of key management and encryption or decryption. This process is called TDE (Transparent Data Encryption).

The characteristics of TDE are described below.

### Encryption mechanisms

#### Two-layer encryption key and the keystore

In each tablespace, there is a tablespace encryption key that encrypts and decrypts all the data within. The tablespace encryption key is encrypted by the master encryption key and saved.

There is only one master encryption key in the database cluster, which is encrypted and stored in the keystore.

Therefore, an attacker cannot read the master encryption key from the keystore.

#### Keystore management

FUJITSU Enterprise Postgres works in conjunction with the IBM Z Hardware Security Module (HSM) to provide hardware management of master encryption keys for robust security. The master encryption key is encrypted based on the master key in the HSM and is never leaked out over its lifetime. Use hardware-stored keystores to reduce deployment and operating costs for keystore management.

File-based keystores that do not work with the HSM are also possible. The master encryption key is then encrypted based on the passphrase that you specify and stored in the keystore. Refer to "[Appendix J Operation of Transparent data Encryption in File-based Keystores](#)" for information about the operation of transparent data encryption in file-based.

#### Strong encryption algorithms

TDE uses the Advanced Encryption Standard (AES) as its encryption algorithm. AES was adopted as a standard in 2002 by the United States Federal Government, and is used throughout the world.

#### Faster hardware-based encryption/decryption

Take advantage of the CPACF (CP Assist for Cryptographic Functions) in the IBM Z processor to minimize encryption and decryption overhead. This means that even in situations where previously the minimum encryption target was selected as a tradeoff between performance and security, it is now possible to encrypt all the data of an application.

#### Zero overhead storage areas

Encryption does not change the size of data stored in tables, indexes, or WAL. There is, therefore, no need for additional estimates or disks.

### Scope of encryption

#### All user data within the specified tablespace

The tablespace is the unit for specifying encryption. All tables, indexes, temporary tables, and temporary indexes created in the encrypted tablespace are encrypted. There is no need for the user to consider which tables and strings to encrypt.

Refer to "[5.5 Encrypting a Tablespace](#)" for details.

## Backup data

The `pgx_dmpall` command and `pg_basebackup` command create backup data by copying the OS file. Backups of the encrypted data are, therefore, also encrypted. Information is protected from leakage even if the backup medium is stolen.

## WAL and temporary files

WAL, which is created by updating encrypted tables and indexes, is encrypted with the same security strength as the update target. When large merges and sorts are performed, the encrypted data is written to a temporary file in encrypted format.

## Streaming replication support

You can combine streaming replication and transparent data encryption. The data and WAL encrypted on the primary server is transferred to the standby server in its encrypted format and stored.



The following are not encrypted:

- `pg_dump` and `pg_dumpall` output files
- Files output by the `COPY` command
- Notification event payloads that communicate using the `LISTEN` or `NOTIFY` command

## 5.2 Preparing for HSM Collaboration

---

FUJITSU Enterprise Postgres manages master encryption keys with the IBM Z Crypto Express Adapter Card. To work with the Crypto Express Adapter Card, use `openCryptoki`, a PKCS#11 compliant API implementation. Use the `openCryptoki` CCA token or the EP 11 token.

FUJITSU Enterprise Postgres uses the slot assigned to each instance to access the token through a user pin. You must configure `Crypto Express Adapter Card` and `openCryptoki` to access the token.

Refer to the IBM documentation for the IBM Z Crypto Express Adapter Card configuration.

Refer to the `openCryptoki` project documentation for `openCryptoki` configuration. Note that the `tokname` attribute must be specified because FUJITSU Enterprise Postgres requires a unique token directory.

## 5.3 Setting the Master Encryption Key

---

To use transparent data encryption, you must create a keystore and set the master encryption key.

1. Set `postgresql.conf` parameters.

Set the `keystore_location` parameter to the directory where you want to store the keystore.

Specify a different location for each database cluster.

The `shared_preload_libraries` parameter also sets the extension to be enabled.

The `tde_z.SLOT_ID` parameter specifies the slot ID that was set in ["5.2 Preparing for HSM Collaboration"](#).

```
keystore_location = '/key/store/location'
shared_preload_libraries = 'tde_z'
tde_z.SLOT_ID = 5
```

When the token model "CCA" is used, it is necessary to take care of multi-coprocessor and multi-domain selection. Specify the `postgresql.conf` parameter for CCA configuration so that FUJITSU Enterprise Postgres can use the specific coprocessor and domain.

- `tde_z.IBM_CCA_CSU_DEFAULT_ADAPTER`: this parameter enables to change a default CCA coprocessor.
- `tde_z.IBM_CCA_CSU_DEFAULT_DOMAIN`: this parameter enables to select a single domain.

The values of these parameters are taken over to CCA service via CCA environment variable `CSU_DEFAULT_ADAPTER` or `CSU_DEFAULT_DOMAIN`.

```
tde_z.IBM_CCA_CSU_DEFAULT_ADAPTER = 'CRP01'  
tde_z.IBM_CCA_CSU_DEFAULT_DOMAIN = '3'
```

Refer to "[Appendix A Parameters](#)" for information on postgresql.conf.

Refer to IBM documentaion for CCA environment variable CSU\_DEFAULT\_ADAPTER, CSU\_DEFAULT\_DOMAIN, the multi-processor selection capabilities and domain selection capabilities.

After editing the postgresql.conf file, either start or restart the instance.

- Using WebAdmin

Refer to "[2.1.1 Using WebAdmin](#)", and restart the instance.

- Using the pg\_ctl command

Specify the following in the pg\_ctl command:

- Specify "restart" as the mode.
- Specify the data storage destination directory in the -D option. If the -D option is omitted, the value of the PGDATA environment variable is used by default.
- Specify the -w option. This means that the command returns after waiting for the instance to start. If the -w option is not specified, it may not be possible to determine if the starting of the instance completed successfully or if it failed.

Example

```
> pg_ctl restart -w -D /database/inst1
```

2. Execute an SQL function, such as the one below, to set the master encryption key. This must be performed by the database superuser.

```
SELECT pgx_set_master_key('user pin');
```

The argument should be the user pin set in "[5.2 Preparing for HSM Collaboration](#)".

## 5.4 Opening the Keystore

To create encrypted tablespaces and access the encrypted data, you must first open the keystore. When you open the keystore, the master encryption key in the token becomes accessible and becomes usable for encryption and decryption.

You need to open the keystore each time you start the instance. To open the keystore, the database superuser must execute the following SQL function.

```
SELECT pgx_open_keystore('user pin');
```

user pin is the user pin configured in "[5.2 Preparing for HSM Collaboration](#)".

Refer to "[B.2 Transparent Data Encryption Control Functions](#)" for information on the pgx\_open\_keystore function.

Note that, in the following cases, the user pin must be entered when starting the instance, because the encrypted WAL must be decrypted for recovery. In this case, the above-mentioned pgx\_open\_keystore function cannot be executed.

- If performing crash recovery at the time of starting the instance
- If performing recovery using continuous archiving

For the above cases, specify the --user-pin option in the pg\_ctl command, and then start the instance. This will display the prompt for the user-pin to be entered, as shown below.

```
> pg_ctl --user-pin start  
Enter User PIN:  
The server is starting  
>
```

## Point

When using an automatically opening keystore, you do not need to enter the user pin and you can automatically open the keystore when the database server starts. Refer to "5.7.4 Enabling Automatic Opening of the Keystore" for details.

## 5.5 Encrypting a Tablespace

The keystore must be open before you can create an encrypted tablespace.

When creating a tablespace that will be encrypted, configure the encryption algorithm in the runtime parameters. For example, to create a tablespace with the name `secure_tablespace` using AES with a key length of 256 bits as the encryption algorithm, configure as shown below.

```
-- Specify the encryption algorithm for the tablespace to be created below
SET tablespace_encryption_algorithm = 'AES256';
CREATE TABLESPACE secure_tablespace LOCATION '/My/Data/Dir';
-- Specify that the tablespace to be created below is not to be encrypted
SET tablespace_encryption_algorithm = 'none';
```

Or

```
CREATE TABLESPACE secure_tablespace LOCATION '/My/Data/Dir' WITH (tablespace_encryption_algorithm =
'AES256' );
```

When the tablespace is empty and not set with encryption algorithm, the encryption algorithm can be set with the command below.

```
ALTER TABLESPACE db_tablespace SET (tablespace_encryption_algorithm=AES256);
```

Trying to set the encryption algorithm for a non-empty tablespace causes an error.

You can use AES with a key length of 128 bits or 256 bits as the encryption algorithm. It is recommended that you use 256-bit AES. Refer to "Appendix A Parameters" for information on how to specify the runtime parameters.

If user provides both GUC and command line options while creating the tablespace, the preference is given to the command line option.

The `pg_default` and `pg_global` tablespaces cannot be encrypted.

Create tables and indexes in the encrypted tablespace that you created. Relations created in the encrypted tablespace are automatically encrypted.

## Example

Example 1: Specifying an encrypted tablespace when creating it

```
CREATE TABLE my_table (... )
    TABLESPACE secure_tablespace;
```

Example 2: Not explicitly specifying a tablespace when creating it and instead using the default tablespace

```
SET default_tablespace = 'secure_tablespace';
CREATE TABLE my_table (... );
```

The process is the same for encrypting temporary tables and temporary indexes. In other words, either explicitly specify the `TABLESPACE` clause or list encrypted tablespaces in the `temp_tablespaces` parameter, and then execute `CREATE TEMPORARY TABLE` or `CREATE INDEX`.

## Point

If an encrypted tablespace is specified in the `TABLESPACE` clause of the `CREATE DATABASE` statement, relations created in the database without explicitly specifying a tablespace will be encrypted. Furthermore, the system catalog will also be encrypted, so the source code of user-defined functions is also protected.

Example: Specifying a tablespace in a database definition statement

```
CREATE DATABASE DB01 TABLESPACE=SP01 ... ;
```

Part of the data is also stored in the system catalog - to encrypt this data as well, specify an encrypted tablespace as above and create a database.

## 5.6 Checking an Encrypted Tablespace

The `pgx_tablespaces` system view displays information about whether each tablespace has been encrypted, and about the encryption algorithm. Refer to "[C.1 pgx\\_tablespaces](#)" for information on strings.

You can discover which tablespaces have been encrypted by executing the following SQL statements.

However, when considering continued compatibility of applications, do not reference system catalogs (`pg_tablespace`) directly in SQL statements.

```
SELECT spcname, spcencalgo
FROM pg_tablespace ts, pgx_tablespaces tsx
WHERE ts.oid = tsx.spctablespace;
```



### Example

```
postgres=# SELECT spcname, spcencalgo FROM pg_tablespace ts, pgx_tablespaces tsx WHERE ts.oid =
tsx.spctablespace;
 spcname | spcencalgo
-----+-----
 pg_default | none
 pg_global | none
 secure_tablespace | AES256
(3 rows)
```



### See

Refer to "Notes on Application Compatibility" in the Application Development Guide for information on how to maintain application compatibility.

## 5.7 Managing the Keystore

This section describes how to manage the keystore and the master encryption key to guard against the threat of theft.

### 5.7.1 Changing the Master Encryption Key

Using the same encryption key for an extended period gives attackers an opportunity to decipher the encrypted data. It is recommended that you change the key at regular intervals, or whenever the key is exposed to risk.

Adhere to the industry's best practices for encryption algorithms and key management when considering how often the key should be changed. For example, the NIST in the United States has published "NIST Special Publication 800-57". The PCI DSS also refers to this publication. This publication recommends changing the master encryption key once a year.

To change the master encryption key, execute the `pgx_set_master_key` function, which is the same function used for configuring the key. Refer to "[5.3 Setting the Master Encryption Key](#)" for details.

After changing the master encryption key, you must immediately back up the keystore and the entire `opencryptoki` token directory of the slot you assigned to FUJITSU Enterprise Postgres. (This token directory has same name as was set to the `tokname` attribute in "[5.2 Preparing for HSM Collaboration](#)").

## 5.7.2 Changing the HSM master key

---

The master encryption key is encrypted with the master key hidden by the HSM, and the master key is highly secure, but the HSM master key can be changed. Refer to the IBM documentation for instructions on how to do this. First, stop the database server. As soon as you have change the HSM master key, back up the entire opencryptoki token directory of the slot assigned to FUJITSU Enterprise Postgres.

## 5.7.3 Changing User Pins

---

You can change the user pin used for authentication when the keystore is opened.

Refer to the openCryptoki project documentation for instructions on how to do this.

You must then either reopen the keystore with the following SQL or restart the database server.

```
SELECT pgx_open_keystore('newUserpin');
```

As soon as you change the user pin, back up the entire opencryptoki token directory of the slot you assigned to FUJITSU Enterprise Postgres.

## 5.7.4 Enabling Automatic Opening of the Keystore

---

Auto-open keystores allow you to automatically open a keystore when you start an instance without entering user pins. To enable automatic keystore opening, specify the following postgresql.conf parameters:

Example

```
tde_z.USER_PIN = 'user pin'
```

Specify the user pin as set in "[5.2 Preparing for HSM Collaboration](#)".

## 5.7.5 Backing Up and Recovering the Keystore

---

Back up the keystore and the entire opencryptoki token directory of the slot allocated to FUJITSU Enterprise Postgres at the following times in case they are corrupted or lost.

- When the master encryption key is first configured
- When the master encryption key is changed
- When the database is backed up
- When the HSM master key is changed
- When a user pin is changed

### Point

---

Do not overwrite an old keystore when backing up a keystore. This is because during database recovery, you must restore the keystore to its state at the time of database backup. When the backup data of the database is no longer required, delete the corresponding keystore.

---

### Example

---

- Back up the database and the keystore on May 1, 2020.

```
> pgx_dmpall -D /database/inst1
> cp -p /key/store/location/keystore.ks /keybackup/keystore_20200501.ks
> tar -cf token_directory_fep_20200501.tar /var/lib/opencryptoki/fep
```

Specify the following in the pgx\_dmpall command:

- Specify the data storage destination in the -D option. If the -D option is omitted, the value of the PGDATA environment variable is used by default.

- Change the master encryption key, and back up the keystore on May 5, 2020.

```
> psql -c "SELECT pgx_set_master_key('user pin')" postgres
> cp -p /key/store/location/keystore.ks /keybackup/keystore_20200505.ks
> tar -cf token_directory_fep_20200505.tar /var/lib/opencryptoki/fep
```

Specify the following in the psql command:

- Specify the SQL function that sets the master encryption key in the -c option.
- Specify the name of the database to be connected to as the argument.

.....

If the keystore is corrupted or lost, restore the keystore (containing the latest master encryption key) and the entire opencryptoki token directory of the slot allocated to FUJITSU Enterprise Postgres. If there is no keystore containing the latest master encryption key, restore the keystore and the entire opencryptoki token directory of the slot assigned to FUJITSU Enterprise Postgres to their state at the time of database backup, and recover the database from the database backup. This action recovers the keystore to its latest state.

### Example

.....

- Restore the keystore containing the latest master encryption key as of May 5, 2020.

```
> cp -p /keybackup/keystore_20200505.ks /key/store/location/keystore.ks
> tar -xf token_directory_fep_20200505.tar
```

- If there is no backup of the keystore containing the latest master encryption key, recover the keystore by restoring the keystore that was backed up along with the database on 1 May 2020.

```
> cp -p /keybackup/keystore_20200501.ks /key/store/location/keystore.ks
> tar -xf token_directory_fep_20200501.tar
> pgx_rcvall -B /backup/inst1 -D /database/inst1 --user-pin
```

Specify the following in the pgx\_rcvall command:

- Specify the data storage directory in the -D option. If the -D option is omitted, the value of the PGDATA environment variable is used by default.
  - Specify the backup data storage directory in the -B option.
  - The --user-pin option prompts you to enter the user pin to open the keystore.
- .....

### See

.....

Refer to "pgx\_rcvall" and "pgx\_dmpall" in the Reference for information on the pgx\_rcvall and pgx\_dmpall commands.

Refer to "psql" under "Reference" in the PostgreSQL Documentation for information on the psql command.

Refer to "[B.2 Transparent Data Encryption Control Functions](#)" for information on the pgx\_set\_master\_key function.

Refer to "[5.7.4 Enabling Automatic Opening of the Keystore](#)" for information on how to enable automatic opening of the keystore.

.....

## 5.8 Backing Up and Restoring/Recovering the Database

---

FUJITSU Enterprise Postgres enables you to use the five backup and recovery methods described below. Regardless of the method you use, you must back up the keystore and the entire opencryptoki token directory of the slot allocated to FUJITSU Enterprise Postgres at the same time.

Note that you must store the database and the keystore on separate data storage media. Storing both on the same data storage medium risks the danger of the encrypted data being deciphered if the medium is stolen.





## Note

When recovering the database, it is necessary to restore the configuration of both Crypto Express Adapter Card and openCryptoki which contains the same key as was set at the time of taking backup so that the recovered database can cooperate with hardware security module.

### Backup and recovery using WebAdmin

#### - Backup

WebAdmin backs up encrypted data.

Back up the key store and the entire opencryptoki token directory of the slot allocated to FUJITSU Enterprise Postgres after backing up the database.

#### - Recovery

Restore the keystore and the entire opencryptoki token directory of the slot allocated to FUJITSU Enterprise Postgres to their state at the time of database backup. Refer to "[5.7.5 Backing Up and Recovering the Keystore](#)" for details.

Enable automatic opening of the keystore in accordance with the procedure described in "[5.7.4 Enabling Automatic Opening of the Keystore](#)". Then, use WebAdmin to recover the database.

### Backup and recovery using the `pgx_dmpall` and `pgx_rcvall` commands

#### - Backup

The `pgx_dmpall` command backs up the encrypted data.

Back up the key store and the entire opencryptoki token directory of the slot allocated to FUJITSU Enterprise Postgres after backing up the database.

#### - Recovery

Restore the keystore and the entire opencryptoki token directory of the slot allocated to FUJITSU Enterprise Postgres to their state at the time of the database backup.

Configure automatic opening of the key store as necessary.

If automatic opening of the keystore is not enabled, execute the `pgx_rcvall` command with the `--user-pin` option specified. This will display the prompt for the user pin to be entered.



## Example

#### - Back up the database and the keystore on May 1, 2020.

```
> pgx_dmpall -D /database/inst1
> cp -p /key/store/location/keystore.ks /keybackup/keystore_20200501.ks
> tar -cf token_directory_fep_20200501.tar /var/lib/opencryptoki/fep
```

Specify the following in the `pgx_dmpall` command:

- Specify the data storage destination in the `-D` option. If the `-D` option is omitted, the value of the `PGDATA` environment variable is used by default.

#### - Recover the database and the keystore from the backup taken on May 1, 2020.

```
> cp -p /keybackup/keystore_20200501.ks /key/store/location/keystore.ks
> pgx_rcvall -B /backup/inst1 -D /database/inst1 --user-pin
```

Specify the following in the `pgx_rcvall` command:

- Specify the data storage destination in the `-D` option. If the `-D` option is omitted, the value of the `PGDATA` environment variable is used by default.
- Specify the backup data storage directory in the `-B` option.

- The --user-pin option prompts you to enter the user pin to open the keystore.
- 

## Dump and restore using SQL

- Backup

The files output by the `pg_dump` and `pg_dumpall` commands are not encrypted. You should, therefore, encrypt the files using OpenSSL commands or other means before saving them, as described in "5.9 Importing and Exporting the Database" below.

Back up the key store and the entire `opencryptoki` token directory of the slot allocated to FUJITSU Enterprise Postgres after backing up the database.

- Restore

If the backup data has been encrypted using, for example Open SSL commands, decrypt that data.

The data generated by the `pg_dumpall` command includes a specification to encrypt tablespaces by default. For this reason, the `psql` command encrypts tablespaces during restoration.

## File system level backup and restore

- Backup

Stop the instance and backup the data directory and the tablespace directory using the file copy command of the operating system. The files of encrypted tablespaces are backed up in the encrypted state.

Back up the key store and the entire `opencryptoki` token directory of the slot allocated to FUJITSU Enterprise Postgres after performing the backup.

- Restore

Restore the keystore and the entire `opencryptoki` token directory of the slot allocated to FUJITSU Enterprise Postgres to their state at the time of the database backup.

Stop the instance and restore the data directory and the tablespace directory using the file copy command of the operating system.

## Continuous archiving and point-in-time recovery

- Backup

The `pg_basebackup` command backs up the encrypted data as is.

Back up the key store and the entire `opencryptoki` token directory of the slot allocated to FUJITSU Enterprise Postgres after performing the backup.

- Recovery

Restore the keystore and the entire `opencryptoki` token directory of the slot allocated to FUJITSU Enterprise Postgres to their state at the time of the database backup.

Configure automatic opening of the key store as necessary.

If automatic opening of the keystore is not enabled, execute the `pg_ctl` command to start the instance with the --user-pin option specified. This will display the prompt for the user pin to be entered.



- 
- Refer to "pg\_ctl" under "Reference" in the PostgreSQL Documentation for information on the `pg_ctl` command.
  - Refer to "Reference" in the PostgreSQL Documentation for information on the following commands:
    - `psql`
    - `pg_dump`
    - `pg_basebackup`

- Refer to the Reference for information on the following commands:
  - pgx\_rcvall
  - pgx\_dmpall
  - pg\_dumpall

---

## 5.9 Importing and Exporting the Database

---

The files output by the COPY TO command are not encrypted. Therefore, when transferring files to other systems, you should encrypt files using OpenSSL commands or other means and use scp or sftp to encrypt the data being transferred.

Use a safe method to delete obsolete plain text files.

You can use the following methods to safely delete files:

- shred command



### Example

```
# Export the contents of the table my_table to a CSV file.
> psql -c "COPY my_table TO '/tmp/my_table.csv' (FORMAT CSV)" postgres

# Encrypt the exported file.
> openssl enc -e -aes256 -in my_table.csv -out my_table.csv.enc
(The user is prompted to enter the passphrase to be used for encryption)

# Safely delete plain text files.
> shred -u -x my_table.csv
(Transfer encrypted files to other systems)

# Decrypt the encrypted files on other systems.
> openssl enc -d -aes256 -in my_table.csv.enc -out my_table.csv
(The user is prompted to enter the passphrase to be used for decryption)
```

If you use COPY FROM to import data to tables and indexes in an encrypted tablespace, the imported data is automatically encrypted before being stored.

---

## 5.10 Encrypting Existing Data

---

You cannot encrypt existing unencrypted tablespaces. In addition, you cannot change encrypted tablespaces so that they do not encrypt.

As an alternative, transfer the tables and indexes to other tablespaces. You can use the following SQL commands for this.

```
ALTER TABLE table_name SET TABLESPACE new_tablespace;
ALTER INDEX index_name SET TABLESPACE new_tablespace;
ALTER DATABASE database_name SET TABLESPACE new_tablespace;
```



### See

Refer to "SQL Commands" under "Reference" in the PostgreSQL Documentation for information on SQL commands.

---

## 5.11 Operations in Cluster Systems

---

This section describes how to use transparent data encryption on cluster systems such as streaming replication, and database multiplexing.

## 5.11.1 Database Multiplexing Mode

---

Note the following when using transparent data encryption in environments that use streaming replication, or database multiplexing with streaming replication.

### HSM Master Key Configuration

Because the master encryption key is encrypted with the HSM master key, you must load the same HSM master key on all servers that will be part of the database multiplexing operation.

For instructions on loading the primary server's HSM master key on the standby server, refer to the IBM documentation.

### Placing the keystore file

Place a copy of the primary server keystore file on the standby server.

This is required as the keystore file cannot be shared, and both servers may need to access it simultaneously.

### Copy procedure for the opencryptoki token directory

Execute the following operations as the system administrator (root).

1. On source machine
  - a. Backup the token directory of the source machine (retain file owners and groups) in the backup
2. On target machine
  - a. Update the opencryptoki.conf file  
Add new Slot/tokname to use on the target machine
  - b. Restart Slot Manager daemon (pkcsslotd)  
This will create the openCryptoki token folders including a new one for new slot
  - c. Copy all the backed-up token directory files into this new token directory (preserving the file owners and groups)
  - d. Be sure to remove any shared memory files in /dev/shm which are associated with the new tokname
  - e. Restart Slot Manager daemon (pkcsslotd)
  - f. New token should be ready to use.

(The SO PIN and User PIN are same as they were on the source machine)

### Automatically opening the keystore

You must enable automatic opening of the keystore.

To do this, enable automatic opening of the keystore in all servers that make up database multiplexing.

### Building and starting a standby server

Before using the `pg_basebackup` command or `pgx_rcvall` command to build a standby server, copy the keystore file and the entire opencryptoki token directory of the slot assigned to FUJITSU Enterprise Postgres from the primary server to the standby server.

Open the keystore each time you start the standby server. This step is necessary for decrypting and restoring encrypted WAL received from the primary server. To open the keystore, specify the `--user-pin` option in the `pg_ctl` command or `pgx_rcvall` command and enter the user pin, or use an automatically opening keystore.



- If you start a standby server without copying the openCryptoki token directory from the primary server to the standby server, an error occurs during the following operations.
  - Accessing tables defined in an encrypted tablespace on the standby server
  - Changing the master encryption key on the primary server

- If an error occurs, you can recover by copying the opencryptoki token directory from the primary server to the standby server and restarting the standby server.

---

## Changing the master encryption key

Change the master encryption key on the primary server. You need not copy the keystore from the primary server to the standby server. You need not even restart the standby server or reopen the keystore. Changes to the master encryption key are reflected in the keystore on the standby server.



Refer to "pgx\_rcvll" in the Reference for information on pgx\_rcvll command.

Refer to "pg\_ctl" under "Reference" in the PostgreSQL Documentation for information on pg\_ctl command.

Refer to "pg\_basebackup" under "Reference" in the PostgreSQL Documentation for information on pg\_basebackup command.

Refer to "High Availability, Load Balancing, and Replication" under "Server Administration" in the PostgreSQL Documentation for information on how to set up streaming replication.

---

## 5.12 Security-Related Notes

---

- Decrypted data is cached in the database server memory (shared buffer). As a result, unencrypted data is stored in a core file, which is a process memory dump. You should, therefore, safely delete the memory dump. You can safely delete files by using the following command:
  - shred command
- Unencrypted data may be written from the database server memory to the operating system's swap area. To prevent leakage of information from the swap area, consider either disabling the use of swap area or encrypting the swap area using a full-disk encryption product.
- The content of the server log file is not encrypted. Therefore, in some cases the value of a constant specified in a SQL statement is output to the server log file. To prevent this, consider setting a parameter such as log\_min\_error\_statement.
- When executing an SQL function that opens the keystore and modifies the master encryption key, ensure that the SQL statement containing the passphrase is not output to the server log file. To prevent this, consider setting a parameter such as log\_min\_error\_statement. If you are executing this type of SQL function on a different computer from the database server, encrypt the communication between the client and the database server with SSL.
- The logical replication is available which allows non-backed up clusters to subscribe to databases where transparent data encryption is enabled. Logical replication does not need to have the same encryption strategy between publisher and subscriber.

In this scenario, if the user wants to encrypt the subscribed copy of data as well, then it is the user's responsibility to create encryption policies to the subscribed databases. By default, published encrypted tablespace data will not be encrypted in the subscriber side.

## 5.13 Tips for Installing Built Applications

---

With transparent data encryption, you can easily encrypt all the data in an application without modifying the application. Database administrators install built applications in the following manner. However, this procedure stores data to the default tablespace, so take necessary action if processing differs from the original design.

1. (Normal procedure) Create an owner and a database for the built application.

```
CREATE USER crm_admin ...;
CREATE DATABASE crm_db ...;
```

2. (Procedure for encryption) Create an encrypted tablespace to store the data for the built application.

```
SET tablespace_encryption_algorithm = 'AES256';
CREATE TABLESPACE crm_tablespace LOCATION '/crm/data';
```

3. (Procedure for encryption) Configure an encrypted tablespace as the default tablespace for the owner of the built application.

```
ALTER USER crm_admin SET default_tablespace = 'crm_tablespace';  
ALTER USER crm_admin SET temp_tablespaces = 'crm_tablespace';
```

4. (Normal procedure) Install the built application. The application installer prompts you to enter the host name and the port number of the database server, the user name, and the database name. The installer uses the entered information to connect to the database server and execute the SQL script. For applications that do not have an installer, the database administrator must manually execute the SQL script.

Normally, the application's SQL script includes logic definition SQL statements, such as CREATE TABLE, CREATE INDEX, and GRANT or REVOKE, converted from the entity-relationship diagram. It does not include SQL statements that create databases, users, and tablespaces. Configuring the default tablespace of the users who will execute the SQL script deploys the objects generated by the SQL script to the tablespace.

# Chapter 6 Data Masking

Data masking is a feature that can change the returned data for queries generated by applications, so that it can be referenced by users. For example, for a query of employee data, digits except the last four digits of an eight-digit employee number can be changed to "\*" so that it can be used for reference.

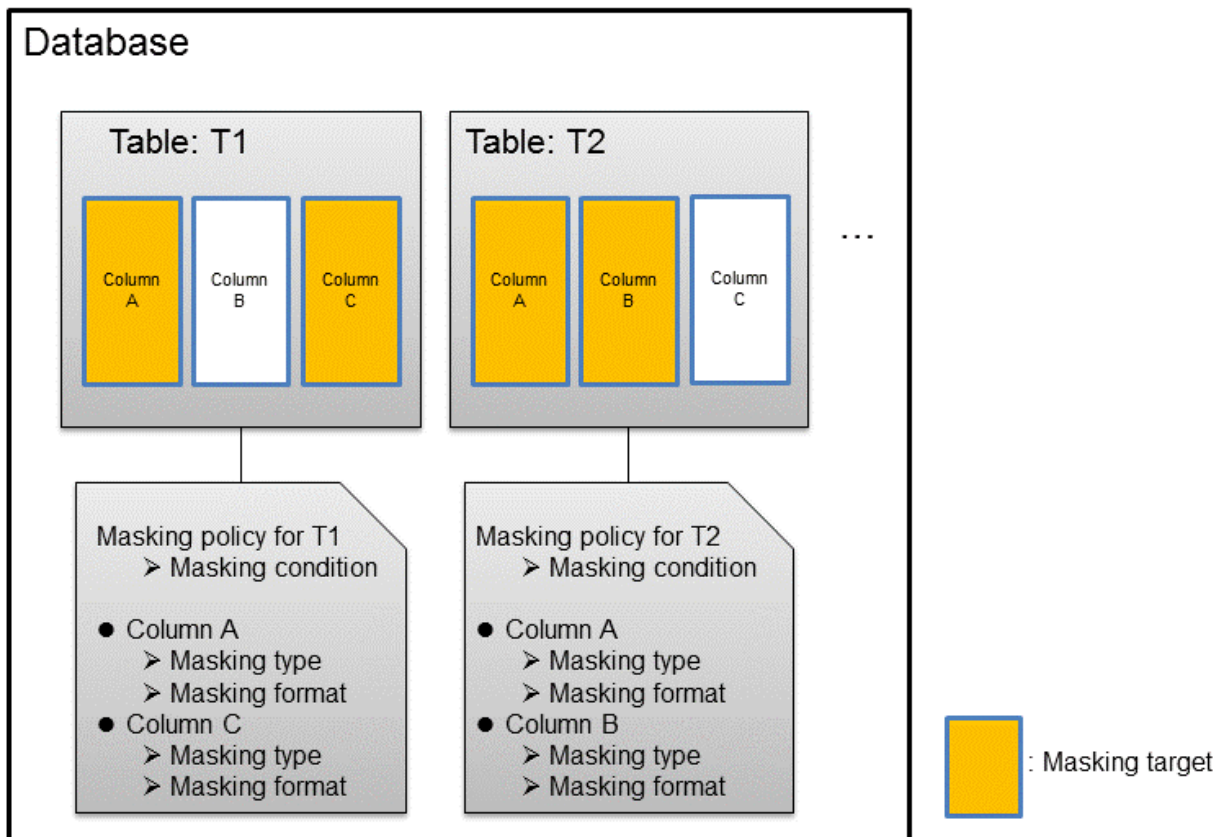
## Note

When using this feature, it is recommended that the changed data be transferred to another medium for users to reference. This is because, if users directly access the database to extract the masked data, there is a possibility that they can deduce the original data by analyzing the masking policy or query result to the masking target column.

## 6.1 Masking Policy

Masking policy is a method of changing data under specific conditions when it is returned for a query from an application. One masking policy can be created per table. You can configure masking target, masking type, masking condition and masking format in a masking policy.

Figure 6.1 Masking policy



## Note

When a masking policy is defined, the search performance for the corresponding table may deteriorate.

## 6.1.1 Masking Target

---

Masking target refers to a column to which a masking policy will be applied. When referring to a masking target or a function that includes a masking target, the execution result will be changed and obtained.

The following commands can change the execution result:

- SELECT
- COPY
- pg\_dump
- pg\_dumpall



- If a masking target is specified to INSERT...SELECT target columns, processing will be performed using data before change.
- If a masking target other than SELECT target columns is specified, processing will be performed using data before change.
- If a masking target is specified in a function where the data type will be converted, an error will occur.

## 6.1.2 Masking Type

---

Masking type is a method to change column data that is returned from queries. Specify the masking type in the function\_type parameter. The following masking types can be specified and selected depending on the masking target data type.

### Full masking

All the data in the specified column is changed. The changed value returned to the application that made the query varies depending on the column data type.

For example, 0 is used for a numeric type column and a space is used for a character type column.

### Partial masking

The data in the specified column is partially changed.

For example, digits except the last four digits of an employee number can be changed to "\*".

### Regular expression masking

The data in the specified column is changed via a search that uses a regular expression.

For example, for strings such as email address that can have variable length, "\*" can be used to change characters preceding "@" by using a regular expression. Regular expression masking can only be used for character type data.



- If multiple valid masking targets are specified for a function, the masking type for the left-most masking target will be applied. For example, if "SELECT GREATEST(c1, c2) FROM t1" is executed for numeric type masking target c1 and c2, the masking type for c1 will be applied.
- When masking the data that includes multibyte characters, do not specify partial masking for masking type. The result may not be as expected.

## 6.1.3 Masking Condition

---

Masking condition refers to the conditions configured to perform masking. Specify the masking condition in the expression parameter. Changed or actual data can be displayed for different users by defining masking condition. An expression that returns a boolean type result needs to be specified in masking condition and masking is performed only when TRUE is returned. Refer to "Value Expressions" in the PostgreSQL Documentation for information on the expressions that can be specified. Note that expressions that include a column cannot



be specified.

For example, when masking data only for "postgres" users, specify 'current\_user = "postgres"' in the masking condition.

 **Information**

Specify '1=1' so the masking condition is always evaluated to be TRUE and masking is performed all the time.

## 6.1.4 Masking Format

Masking format is a combination of change method and displayed characters when the masking condition is met. Masking format varies depending on the masking type. The following describes the masking format.

### Full masking


With full masking, all characters are changed to values as determined by the database. Changed characters can be referenced in the pgx\_confidential\_values table. Also, replacement characters can be changed using the pgx\_update\_confidential\_values system management function.



 **See**

Refer to "6.3 Data Types for Masking" for information on the data types for which data masking can be performed.

### Partial masking

With partial masking, data is changed according to the content in the function\_parameters parameter. The method of specifying function\_parameters varies depending on the data type.

| Category       | Method of specifying function_parameters   |
|----------------|--|
| Numeric type   | <p><i>'replacementCharacter, startPosition, endPosition'</i></p> <ul style="list-style-type: none"> <li>- <i>replacementCharacter</i>: Specify the number to display. Specify a value from 0 to 9.</li> <li>- <i>startPosition</i>: Specify the start position of masking. Specify a positive integer.</li> <li>- <i>endPosition</i>: Specify the end position of masking. Specify a positive integer that is greater than <i>startPosition</i>.</li> </ul> <p> <b>Example</b></p> <p>Specify as below to change the values from the 1st to 5th digits to 9.</p> <p>function_parameters := '9, 1, 5'</p> <p>In this example, if the original data is "123456789", it will be changed to "999996789".</p>  |
| Character type | <p><i>'inputFormat, outputFormat, replacementCharacter, startPosition, endPosition'</i></p> <ul style="list-style-type: none"> <li>- <i>inputFormat</i>: Specify the current format of the data. Specify "V" for characters that will potentially be masked, and specify "F" for values such as spaces or hyphens that will not be masked.</li> <li>- <i>outputFormat</i>: Define the method to format the displayed data. Specify "V" for characters that will potentially be masked. Any character to be output can be specified for each character "F" in <i>inputFormat</i>. If you want to output a single quotation mark, specify two of them consecutively.</li> <li>- <i>replacementCharacter</i>: Specify any single character. If you want to output a single quotation mark, specify two of them consecutively.</li> <li>- <i>startPosition</i>: Specify the position of "V" as the start position of masking. For example, to specify the position of the 4th "V" from the left, specify 4. Specify a positive integer.</li> </ul> |

| Category            | Method of specifying function_parameters  |
|---------------------|---|
|                     | <p>- <i>endPosition</i>: Specify the position of "V" as an end position of masking. When working out the end position, do not include positions of "F". For example, to specify the position of the 11th "V" from the left, specify 11. Specify a positive integer that is greater than <i>startPosition</i>.</p> <p> <b>Example</b></p> <p>.....</p> <p>Specify as below to mask a telephone number other than the first three digits using *.</p> <p>function_parameters := 'VVVFVVVVFVVVV, VVV-VVVV-VVVV, *, 4, 11'</p> <p>In this example, if the original data is "012-3156-7890", it will be changed to "012-****-*****".</p> <p>.....</p>   |
| Date/timestamp type | <p>'MDYHMS'</p> <ul style="list-style-type: none"> <li>- M: Masks month. To mask month, enter the month from 1 to 12 after a lowercase letter m. Specify an uppercase letter M to not mask month.</li> <li>- D: Masks date. To mask date, enter the date from 1 to 31 after a lowercase letter d. If a value bigger than the last day of the month is entered, the last day of the month will be displayed. Specify an uppercase letter D to not mask date.</li> <li>- Y: Masks year. To mask year, enter the year from 1 to 9999 after a lowercase letter y. Specify an uppercase letter Y to not mask year.</li> <li>- H: Masks hour. To mask hour, enter the hour from 0 to 23 after a lowercase letter h. Specify an uppercase letter H to not mask hour.</li> <li>- M: Masks minute. To mask minute, enter the minute from 0 to 59 after a lowercase letter m. Specify an uppercase letter M to not mask minute.</li> <li>- S: Masks second. To mask second, enter the second from 0 to 59 after a lowercase letter s. Specify an uppercase letter S to not mask second.</li> </ul> <p> <b>Example</b></p> <p>.....</p> <p>Specify as below to mask hour, minute, and second and display 00:00:00.</p> <p>function_parameters := 'MDYh0m0s0'</p> <p>In this example, if the original data is "2010-10-10 10:10:10", it will be changed to "2010-10-10 00:00:00".</p> <p>.....</p> |

 **See**

- Refer to "B.3.2 pgx\_create\_confidential\_policy" for information on function\_parameters.
- Refer to "6.3 Data Types for Masking" for information on the data types for which masking can be performed.

**Regular expression masking**

With regular expression masking, data is changed according to the content of the `regexp_pattern`, `regexp_replacement` and `regexp_flags` parameters. For `regexp_pattern`, specify the search pattern using a regular expression. For `regexp_replacement`, specify the replacement character to use when data matches the search pattern. For `regexp_flags`, specify the regular expression flags.

 **Example**

Specify as below to change all three characters starting from b to X.

`regexp_pattern := 'b..'`

regexp\_replacement:= 'X'

regexp\_flags := 'g'

In this example, if the original data is "foobarbaz", it will be changed to "fooXX".



### See



- Refer to "POSIX Regular Expressions" in the PostgreSQL Documentation and check pattern, replacement, and flags for information on the values that can be specified for regexp\_pattern, regexp\_replacement, and regexp\_flags.
- Refer to "6.3 Data Types for Masking" for information on the data types for which masking can be performed.



### Note



- When column data type is character(*n*) or char(*n*) and if the string length after change exceeds *n*, the extra characters will be truncated and only characters up to the *n*th character will be displayed.
- When column data type is character varying(*n*) or varchar(*n*) and if the string length after change exceeds the length before the change, the extra characters will be truncated and only characters up to the length before change will be displayed.



## 6.2 Usage Method

---

### Preparation

The following preparation is required to use this feature.

1. Set the postgresql.conf file parameters.  
Prepend "pgx\_datamasking" to the shared\_preload\_libraries parameter.
2. Restart the instance.
3. Execute CREATE EXTENSION for the database that will use this feature.

The target database is described as "postgres" here.

Use the psql command to connect to the "postgres" database.

### Example



```
postgres=# CREATE EXTENSION pgx_datamasking;  
CREATE EXTENSION
```



### Note



You must always prepend "pgx\_datamasking" to the "shared\_preload\_libraries" parameter.



### Information



- Specify "false" for pgx\_datamasking.enable to not use this feature. Data will not be masked even if a masking policy is configured. This feature becomes available again once "true" is specified for pgx\_datamasking.enable. This setting can be made

by specifying a SET statement or specifying a parameter in the postgresql.conf file.

Example

```
postgres=# SET pgx_datamasking.enable=false;
```

- Hereafter, also perform this preparatory task for the "template1" database, so that this feature can be used by default when creating a new database.

## Usage

To perform masking, a masking policy needs to be configured. The masking policy can be created, changed, confirmed, enabled, disabled or deleted during operation.

The procedures to perform these tasks are explained below with examples.

1. Creating a masking policy
2. Changing a masking policy
3. Confirming a masking policy
4. Enabling and disabling a masking policy
5. Deleting a masking policy



### Note

Only database superusers can configure masking policies.

## 6.2.1 Creating a Masking Policy

An example of the operation on the server is shown below.

1. Create a masking policy

Execute the `pgx_create_confidential_policy` system management function to create a masking policy.

The following values are configured in this example.

- Masking target: Numeric type c1
- Masking type: FULL
- Masking condition: 'l=1'

```
postgres=# select pgx_create_confidential_policy(table_name := 't1', policy_name := 'p1',
expression := 'l=1', column_name := 'c1', function_type := 'FULL');
pgx_create_confidential_policy
-----
t
(1 row)
```

2. Confirm the displayed data

Confirm that the masking target data (column c1) has been correctly changed.

```
postgres=# select * from t1;
 c1 |      c2
----+-----
  0 | 012-3456-7890
  0 | 012-3456-7891
  0 | 012-3456-7892
(3 row)
```



### See

- Refer to "[B.3.2 pgx\\_create\\_confidential\\_policy](#)" for information on the `pgx_create_confidential_policy` system management function.

## Note

- Only one masking policy can be created per table.
- All users can view the masking policy created, so do not grant the login privilege of the database where this feature is set to the users who refer to the changed data. Masking policies are defined in the "pgx\_confidential\_columns", "pgx\_confidential\_policies" and "pgx\_confidential\_values" tables.

## 6.2.2 Changing a Masking Policy

1. An example of the operation on the server is shown below.
2. Change a masking policy  
Execute the `pgx_alter_confidential_policy` system management function to change a masking policy.  
The following values are changed in this example.
  - Content of change: Add a masking target
  - Masking target: Character type c2
  - Masking type: PARTIAL
  - Masking condition: 'VVVFVVVFVVVV, VVV-VVVV-VVVV, \*, 4, 11'

```
postgres=# select pgx_alter_confidential_policy(table_name := 't1', policy_name := 'p1',
action := 'ADD_COLUMN', column_name := 'c2', function_type := 'PARTIAL', function_parameters :=
'VVVFVVVFVVVV, VVV-VVVV-VVVV, *, 4, 11');
 pgx_alter_confidential_policy
-----
 t
(1 row)
```

3. Confirm the displayed data  
Confirm that the masking target data has been correctly changed.

```
postgres=# select * from t1;
 c1 |      c2
-----+-----
  0 | 012-****-****
  0 | 012-****-****
  0 | 012-****-****
(3 row)
```

## See

- Refer to "B.3.1 `pgx_alter_confidential_policy`" for information on the `pgx_alter_confidential_policy` system management function.

## 6.2.3 Confirming a Masking Policy

An example of the operation on the server is shown below.

1. Confirm information about a masking target where a masking policy is set  
Refer to the `pgx_confidential_columns` table to confirm the masking target where the masking policy is set.

```
postgres=# select * from pgx_confidential_columns;
 schema_name | table_name | policy_name | column_name | function_type |
function_parameters          | regexp_pattern | regexp_replacement | regexp_flags |
column_description
-----+-----+-----+-----+-----+-----+-----+-----+-----+-----
 public      | t1         | p1          | c1          | FULL          |
|
```

```

public      | t1      | p1      | c2      | PARTIAL      | VVVFVVVVFVVVV, VVV-VVVV-
VVVV, *, 4, 11 |
(2 row)

```

2. Confirm information about the masking policy content  
Refer to `pgx_confidential_policies` to confirm the masking policy content.

```

postgres=# select * from pgx_confidential_policies;
 schema_name | table_name | policy_name | expression | enable | policy_description
-----+-----+-----+-----+-----+-----
public      | t1      | p1      | 1=1      | t      |
(1 row)

```



- Refer to "D.1 `pgx_confidential_columns`" for information on the `pgx_confidential_columns` table.
- Refer to "D.2 `pgx_confidential_policies`" for information on the `pgx_confidential_policies` table.

## 6.2.4 Enabling and Disabling a Masking Policy

An example of the operation on the server is shown below.

1. Disable a masking policy  
Execute the `pgx_enable_confidential_policy` system management function to disable a masking policy.

```

postgres=# select pgx_enable_confidential_policy(table_name := 't1', policy_name := 'p1',
enable := 'f');
 pgx_enable_confidential_policy
-----
t
(1 row)

```

2. Confirm the displayed data  
Confirm that the original data is displayed by disabling the masking policy.

```

postgres=# select * from t1;
 c1 |      c2
-----+-----
  1 | 012-3456-7890
  2 | 012-3456-7891
  3 | 012-3456-7892
(3 row)

```

3. Enable a masking policy  
Execute the `pgx_enable_confidential_policy` system management function to enable a masking policy.

```

postgres=# select pgx_enable_confidential_policy(table_name := 't1', policy_name := 'p1',
enable := 't');
 pgx_enable_confidential_policy
-----
t
(1 row)

```

4. Confirm the displayed data  
Confirm that the masking target data has been correctly changed.

```

postgres=# select * from t1;
 c1 |      c2
-----+-----
  0 | 012-****-****
  0 | 012-****-****

```

```

0 | 012-****-****
(3 row)

```



- Refer to "B.3.4 [pgx\\_enable\\_confidential\\_policy](#)" for information on the `pgx_enable_confidential_policy` system management function.

## 6.2.5 Deleting a Masking Policy

An example of the operation on the server is shown below.

1. Delete a masking policy

Execute the `pgx_drop_confidential_policy` system management function to delete a masking policy.

```

postgres=# select pgx_drop_confidential_policy(table_name := 't1', policy_name := 'p1');
pgx_drop_confidential_policy
-----
t
(1 row)

```

2. Confirm the displayed data

Confirm that the original data is displayed by deleting the masking policy.

```

postgres=# select * from t1;
 c1 |      c2
-----+-----
  1 | 012-3456-7890
  2 | 012-3456-7891
  3 | 012-3456-7892
(3 row)

```



- Refer to "B.3.3 [pgx\\_drop\\_confidential\\_policy](#)" for information on the `pgx_drop_confidential_policy` function.

## 6.3 Data Types for Masking

The data types for which data masking can be performed are shown below.

| Category     | Data type        | Masking type |                 |                            |
|--------------|------------------|--------------|-----------------|----------------------------|
|              |                  | Full masking | Partial masking | Regular expression masking |
| Numeric type | smallint         | Y            | Y               | N                          |
|              | integer          | Y            | Y               | N                          |
|              | bigint           | Y            | Y               | N                          |
|              | decimal          | Y            | Y               | N                          |
|              | numeric          | Y            | Y               | N                          |
|              | float            | Y            | Y               | N                          |
|              | real             | Y            | Y               | N                          |
|              | double precision | Y            | Y               | N                          |

| Category            | Data type                     | Masking type |                 |                            |
|---------------------|-------------------------------|--------------|-----------------|----------------------------|
|                     |                               | Full masking | Partial masking | Regular expression masking |
| Character type      | character varying( <i>n</i> ) | Y            | Y               | Y                          |
|                     | varchar( <i>n</i> )           | Y            | Y               | Y                          |
|                     | character( <i>n</i> )         | Y            | Y               | Y                          |
|                     | char( <i>n</i> )              | Y            | Y               | Y                          |
| Date/timestamp type | date                          | Y            | Y               | N                          |
|                     | timestamp                     | Y            | Y               | N                          |

## 6.4 Security Notes

---

- The logical replication is available, which allows non-backed up clusters to subscribe to databases where data masking policies are enabled. Logical replication allows publisher and subscriber databases to have their own or the same data masking policies.

In this scenario, the user must disable data masking on the publisher database whenever a subscription is created. This ensures that subscribers are able to obtain the original data (initial copy) instead of the masked version. Then, it is the user's responsibility to set masking policies to each subscribed database.

- Take strong caution in publishing data masking's confidential tables (pgx\_confidential\_policies, pgx\_confidential\_columns, etc.) unless the user is publishing all tables of the database and wants to apply the same data masking's policies on the subscribed database for all of them.

Otherwise, as these confidential tables contain the masking policies for all tables of the database, confidential policies of unpublished tables may be unintentionally published. Additionally, it is not possible to apply different data masking policies on the subscriber database.



# Chapter 7 Periodic Operations

This chapter describes the operations that must be performed periodically when running daily database jobs.

## 7.1 Configuring and Monitoring the Log

FUJITSU Enterprise Postgres enables you to output database errors and warnings to a log file.

This information is useful for identifying if errors have occurred and the causes of those errors.

By default, this information is output to the system log. It is recommended that you configure FUJITSU Enterprise Postgres to collect logs from its log files (for example, `log_destination`) before operating FUJITSU Enterprise Postgres.

Periodically monitor the log files to check if any errors have occurred.



See

- Refer to "Error Reporting and Logging" under "Server Administration" in the PostgreSQL Documentation for information on logs.
- Refer to "Configuring Parameters" in the Installation and Setup Guide for Server for information on log settings when operating with WebAdmin.

## 7.2 Monitoring Disk Usage and Securing Free Space

When a database is used for an extended period, free space on the disk is continuously consumed and in some cases the disk space runs out. When this happens, database jobs may stop and no longer run.

You should, therefore, periodically monitor the usage of disk space, and delete obsolete files located in the disk.

Monitor the disk usage of the disk where the following directories are located:

- Data storage destination directory
- Transaction log storage destination (if the transaction log is stored in a different directory from the data storage destination directory)
- Backup data storage destination directory
- Tablespace storage destination directory

### 7.2.1 Monitoring Disk Usage

To check the disk usage, use the following operating system commands:

- `df` command

You can even use SQL statements to check tables and indexes individually.

Refer to "Determining Disk Usage" under "Server Administration" in the PostgreSQL Documentation for information on this method.



Information

If you are using WebAdmin for operations, a warning is displayed when disk usage reaches 80%

### 7.2.2 Securing Free Disk Space

Secure free disk space by using the following operating system commands to delete unnecessary files, other than the database, from the same disk unit.

- `rm` command

You can also secure disk space by performing the following tasks periodically:

- To secure space on the data storage destination disk:

Execute the REINDEX statement. Refer to "7.5 Reorganizing Indexes" for details.

- To secure space on the backup data storage destination disk:

Execute backup using WebAdmin or the pgx\_dmpall command.

## 7.3 Automatically Closing Connections

If an application stops responding and abnormally terminates for any reason, the connection from the application may remain active on the database server. If this situation continues for an extended period, other applications attempting to connect to the database server may encounter an error, or an error indicating that the tables are unavailable may occur.

It is, therefore, recommended that idle connections be closed automatically at regular intervals.

Set the following parameters in the postgresql.conf file to indicate the time permitted to elapse before a connection is closed.

| Parameter name          | Setting  | Description  |
|-------------------------|--|--|
| tcp_keepalives_idle     | Time until keepalive is sent (seconds)<br>If 0, the default value of the system is used.   | Sends keepalive to an idle connection at the specified interval in seconds<br>It is recommended to specify 30 seconds.   |
| tcp_keepalives_interval | keepalive send interval (seconds)<br>If 0, the default value of the system is used.  | Sends keepalive at the specified interval<br>It is recommended to specify 10 seconds.  |
| tcp_user_timeout        | Time to wait for a response from the server (milliseconds)<br>If 0, the default value of the system is used.<br>If not set, the behavior is the same as if 0 were specified. | After establishing the connection, when sending from the client to the server, if the TCP resend process operates, specify the time until it is considered to be disconnected.<br><br>If a value other than 0 is specified in this parameter, the time until automatic disconnection is determined by the waiting time specified in this parameter. The actual wait time is until the timing of the first keepalive retransmission after the time specified by this parameter has elapsed. |

### Note

If a value other than 0 is specified for the tcp\_user\_timeout parameter, the waiting time set by the tcp\_keepalives\_idle parameter and tcp\_keepalives\_interval parameter will be invalid and the waiting time specified by the tcp\_user\_timeout parameter will be used.

### See

Refer to "Connection Settings" under "Server Administration" in the PostgreSQL Documentation for information on the parameters.

## 7.4 Monitoring the Connection State of an Application

FUJITSU Enterprise Postgres does not immediately delete the updated or deleted data. If the VACUUM determines there are no transactions that reference the database, FUJITSU Enterprise Postgres collects obsolete data.

However, obsolete data is not collected if there are connections that have remained active for an extended period or connections occupying resources. In this case the database may expand, causing performance degradation.



See

Refer to "Routine Vacuuming" under "Server Administration" in the PostgreSQL Documentation for information on the VACUUM command.

In such cases, you can minimize performance degradation of the database by monitoring problematic connections.

The following method is supported for monitoring connections that have been in the waiting status for an extended period:

- [7.4.1 Using the View \(pg\\_stat\\_activity\)](#)

## 7.4.1 Using the View (pg\_stat\_activity)

Use the view (pg\_stat\_activity) to identify and monitor connections where the client has been in the waiting status for an extended period.



Example

The example below shows connections where the client has been in the waiting status for at least 60 minutes.

However, when considering continued compatibility of applications, do not reference system catalogs directly in the following SQL statements.

```
postgres=# select * from pg_stat_activity where state='idle in transaction' and current_timestamp >
cast(query_start + interval '60 minutes' as timestamp);
-[ RECORD 1 ]-----+-----
datid          | 13003
datname        | db01
pid            | 4638
leader_pid     |
usesysid       | 10
username       | fsep
application_name | apl01
client_addr    | 192.33.44.15
client_hostname |
client_port    | 27500
backend_start  | 2020-02-24 09:09:21.730641+09
xact_start     | 2020-02-24 09:09:23.858727+09
query_start    | 2020-02-24 09:09:23.858727+09
state_change   | 2020-02-24 09:09:23.858834+09
wait_event_type | Client
wait_event     | ClientRead
state          | idle in transaction
backend_xid    |
backend_xmin   |
query         | begin;
backend_type   | client backend
```



See

- Refer to "Notes on Application Compatibility" in the Application Development Guide for information on maintaining application compatibility.
- Refer to "The Statistics Collector" under "Server Administration" in the PostgreSQL Documentation for information on pg\_stat\_activity.

## 7.5 Reorganizing Indexes

Normally, a database defines indexes in tables, but if data is frequently updated, indexes can no longer use free space in the disk efficiently. This situation can also cause a gradual decline in database access performance.

To rearrange used space on the disk and prevent the database access performance from declining, it is recommended that you periodically execute the REINDEX command to reorganize indexes.

Check the disk usage of the data storage destination using the method described in "[7.2 Monitoring Disk Usage and Securing Free Space](#)".

### Note

Because the REINDEX command retrieves the exclusive lock for an index being processed and locks writing of tables that are the source of the index, other processes that access these may stop while waiting to be locked.

Therefore, it is necessary to consider measures such as executing the command after the task is completed.

### See

Refer to "Routine Reindexing" under "Server Administration" in the PostgreSQL Documentation for information on reorganizing indexes by periodically executing the REINDEX command.

### Point

Typically, reorganize indexes once a month at a suitable time such as when conducting database maintenance. Use SQL statements to check index usage. If this usage is increasing on a daily basis, adjust the frequency of recreating the index as compared to the free disk space.

The following example shows the SQL statements and the output.

However, when considering continued compatibility of applications, do not reference system catalogs and functions directly in the following SQL statements. Refer to "Notes on Application Compatibility" in the Application Development Guide for details.

#### [SQL statements]

```
SELECT
  nspname AS schema_name,
  relname AS index_name,
  round(100 * pg_relation_size(indexrelid) / pg_relation_size(indrelid)) / 100 AS index_ratio,
  pg_size_pretty(pg_relation_size(indexrelid)) AS index_size,
  pg_size_pretty(pg_relation_size(indrelid)) AS table_size
FROM pg_index I
  LEFT JOIN pg_class C ON (C.oid = I.indexrelid)
  LEFT JOIN pg_namespace N ON (N.oid = C.relnamespace)
WHERE
  C.relkind = 'i' AND
  pg_relation_size(indrelid) > 0
ORDER BY pg_relation_size(indexrelid) DESC, index_ratio DESC;
```

#### [Output]

| schema_name | index_name                | index_ratio | index_size | table_size |
|-------------|---------------------------|-------------|------------|------------|
| public      | pgbench_accounts_pkey     | 0.16        | 2208 KB    | 13 MB      |
| pg_catalog  | pg_depend_depender_index  | 0.6         | 224 KB     | 368 KB     |
| pg_catalog  | pg_depend_reference_index | 0.58        | 216 KB     | 368 KB     |
| ...         |                           |             |            |            |



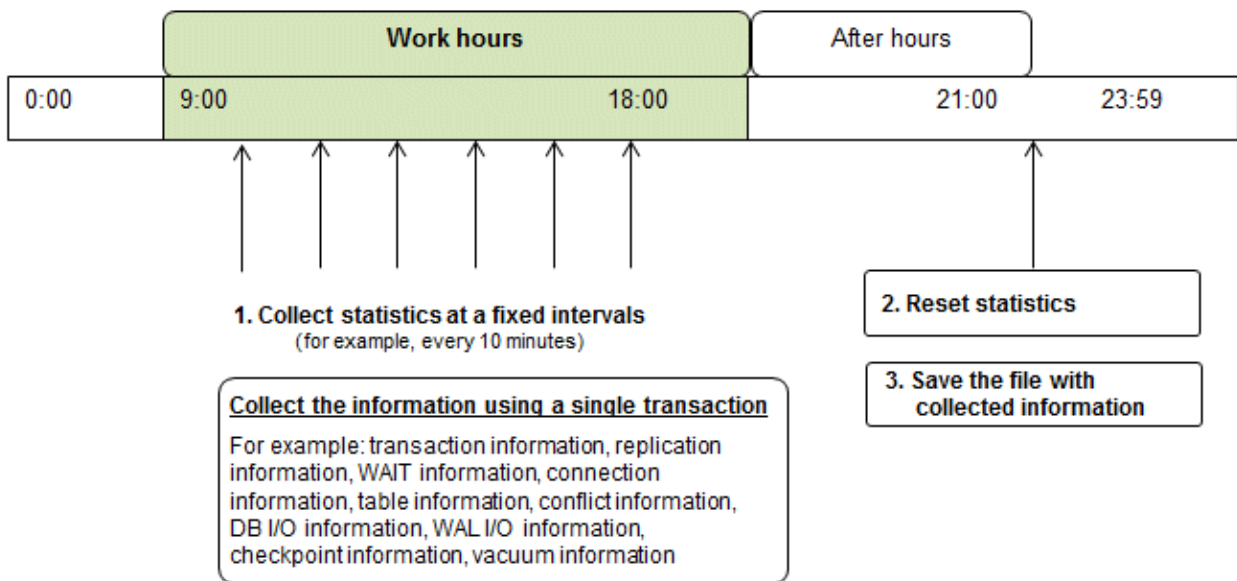
Refer to "Notes on Application Compatibility" in the Application Development Guide for information on maintaining application compatibility.

## 7.6 Monitoring Database Activity

FUJITSU Enterprise Postgres enables you to collect information related to database activity. By monitoring this information, you can check changes in the database status.

This information includes wait information for resources such as internal locks, and is useful for detecting performance bottlenecks. Furthermore, you should collect this information in case you need to request Fujitsu technical support for an investigation.

Figure 7.1 Overview of information collection



1. Collect statistics at fixed intervals during work hours.

Accumulate the collected information into a file.

Wherever possible, collect data from the various statistics views using a single transaction, because it enables you to take a snapshot of system performance at a given moment.

Refer to "[7.6.1 Information that can be Collected](#)" for information on the system views that can be collected.

2. Reset statistics after work hours, that is, after jobs have finished.

Refer to "[7.6.3 Information Reset](#)" for information on how to reset statistics.

3. Save the file with collected information.

Keep the file with collected information for at least two days, in order to check daily changes in performance and to ensure that the information is not deleted until you have sent a query to Fujitsu technical support.

Where jobs run 24 hours a day, reset statistics and save the file with collected information when the workload is low, for example, at night.



Statistics cumulatively add the daily database value, so if you do not reset them, the values will exceed the upper limit, and therefore will not provide accurate information.

The subsections below explain the following:

- Information that can be collected
- Collection configuration
- Information reset

## 7.6.1 Information that can be Collected

---

Information that can be collected is categorized into the following types:

- Information common to PostgreSQL
- Information added by FUJITSU Enterprise Postgres

### Information common to PostgreSQL



See

.....

Refer to "Monitoring Database Activity" under "Server Administration" in the PostgreSQL Documentation for information on information common to PostgreSQL.

.....

### Information added by FUJITSU Enterprise Postgres

You can collect the following information added by FUJITSU Enterprise Postgres.

Table 7.1 Information added by FUJITSU Enterprise Postgres

| View name          | Description  |
|--------------------|--|
| pgx_stat_lwlock    | Displays statistic related to lightweight lock, with each type of content displayed on a separate line. This information helps to detect bottlenecks.<br>Refer to " <a href="#">C.2 pgx_stat_lwlock</a> " for details.                                 |
| pgx_stat_latch     | Displays statistics related latches, with each type of wait information within FUJITSU Enterprise Postgres displayed on a separate line. This information helps to detect bottlenecks.<br>Refer to " <a href="#">C.3 pgx_stat_latch</a> " for details. |
| pgx_stat_walwriter | Displays statistics related to WAL writing, in a single line.<br>Refer to " <a href="#">C.4 pgx_stat_walwriter</a> " for details.  |
| pgx_stat_sql       | Displays statistics related to SQL statement executions, with each type of SQL statement displayed on a separate line.<br>Refer to " <a href="#">C.5 pgx_stat_sql</a> " for details.   |
| pgx_stat_gmc       | Displays statistics related to Global Meta Cache hit ration and used memory size.<br>Refer to " <a href="#">C.6 pgx_stat_gmc</a> " for detail. Also refer to <a href="#">Chapter 12 Global Meta Cache</a> for information on the Global Meta Cache.    |

## 7.6.2 Collection Configuration

---

The procedure for configuring collection depends on the information content.

- Information common to PostgreSQL
- Information added by FUJITSU Enterprise Postgres

### Information common to PostgreSQL



Refer to "The Statistics Collector" in "Monitoring Database Activity" under "Server Administration" in the PostgreSQL Documentation for information on information common to PostgreSQL.

### Information added by FUJITSU Enterprise Postgres

Information added by FUJITSU Enterprise Postgres is collected by default.

To enable or disable information collection, change the configuration parameters in postgresql.conf. The following table lists the views for which you can enable or disable information collection, and the configuration parameters.

| View name       | Parameter        |
|-----------------|------------------|
| pgx_stat_lwlock | track_waits (*1) |
| pgx_stat_latch  |                  |
| pgx_stat_sql    | track_sql        |
| pgx_stat_gmc    | track_gmc        |

Remarks: You cannot change the collection status for pgx\_stat\_walwriter.

\*1: When executing the SQL statement with EXPLAIN ANALYZE, processing time may increase because of this information collection. It is recommended to set this parameter to "off" when executing EXPLAIN ANALYZE to check the processing time.

Refer to "[Appendix A Parameters](#)" for information on the parameters.

## 7.6.3 Information Reset

This section describes how to reset information.

### Information added by FUJITSU Enterprise Postgres

You can reset information added by FUJITSU Enterprise Postgres by using the pg\_stat\_reset\_shared function in the same way as for information common to PostgreSQL.

Configure the following parameters in the pg\_stat\_reset\_shared function:

| Function                   | Type of return value | Description   |
|----------------------------|----------------------|---|
| pg_stat_reset_shared(text) | void                 | <p>Reset some cluster-wide statistics counters to zero, depending on the argument (requires superuser privileges).</p> <p>Calling pg_stat_reset_shared('lwlock') will zero all counters shown in pgx_stat_lwlock.</p> <p>Similarly, in the following cases, all values of the pertinent statistics counter are reset:</p> <ul style="list-style-type: none"> <li>- If pg_stat_reset_shared('latch') is called:<br/>All values displayed in pgx_stat_latch</li> <li>- If pg_stat_reset_shared('walwriter') is called:<br/>All values displayed in pgx_stat_walwriter</li> <li>- If pg_stat_reset_shared('sql') is called:<br/>All values displayed in pgx_stat_sql</li> <li>- If pg_stat_reset_shared('gmc') is called:</li> </ul> |

| Function | Type of return value | Description                                   |
|----------|----------------------|---|
|          |                      | All values except size column in pgx_stat_gmc |

 See

.....

Refer to "Statistics Functions" in "Monitoring Database Activity" under "Server Administration" in the PostgreSQL Documentation for information on other parameters of the pg\_stat\_reset\_shared function.

.....



# Chapter 8 Streaming Replication Using WebAdmin

This chapter describes how to create a streaming replication cluster using WebAdmin.

Streaming replication allows the creation of one or more standby instances, which connect to the master instances and replicate the data using WAL records. The standby instance can be used for read-only operations.

WebAdmin can be used to create a streaming replication cluster. WebAdmin allows the creation of a cluster in the following configurations:


- Master-Standby Configuration: This configuration creates a master and standby instance together.
- Standby Only Configuration: This configuration creates a standby instance from an already existing instance.

## Point

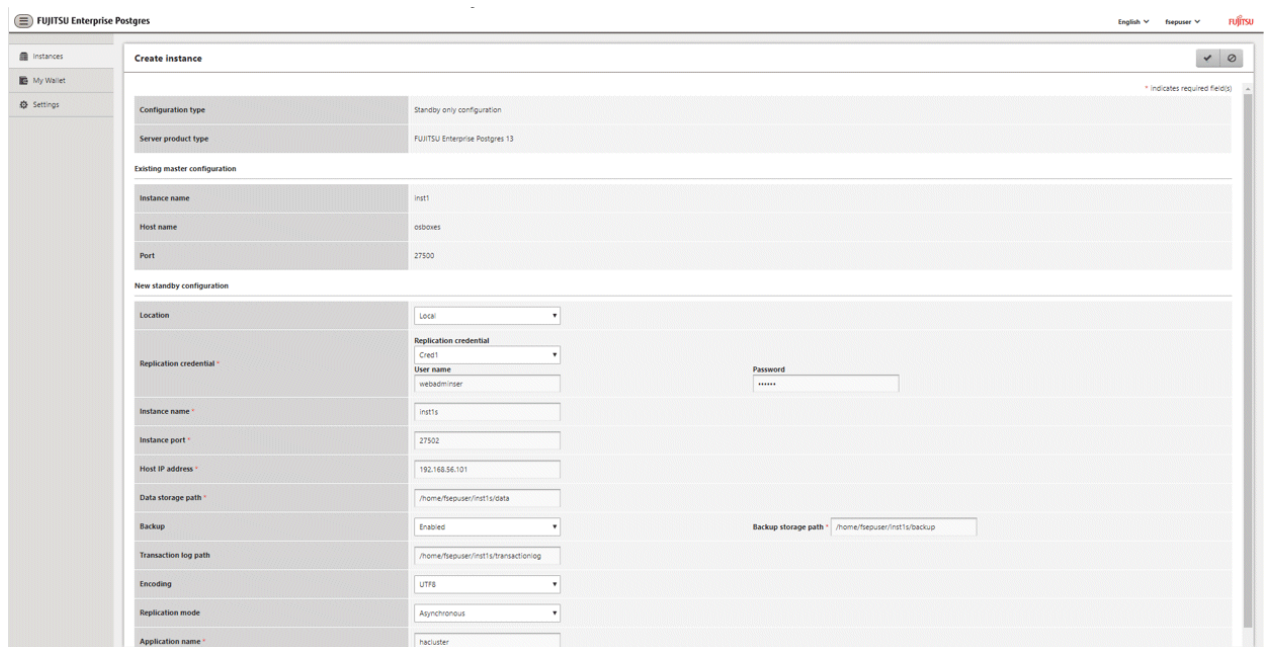
- A standby instance can be created from a standalone instance, a master instance, or even from another standby instance.
- If a streaming replication cluster is created using WebAdmin, the network with the host name (or IP address) specified in [Host name] will be used across sessions of WebAdmin, and also used as the log transfer network.
- To use a network other than the job network as the log transfer network, specify the host name other than the job network one in [Host name].

## 8.1 Creating a Standby Instance

Follow the procedure below to create a standby instance.

1. In the [Instances] tab, select the instance from which a standby instance is to be created.
2. Click .
3. Enter the information for the standby instance to be created. In the example below, a standby instance is created from instance "inst1".

The instance name, host address and port of the selected instance are already displayed for easy reference.



Enter the following items:

- [Location]: Whether to create the instance in the server that the current user is logged in to, or in a remote server. The default is "Local", which will create the instance in the server machine where WebAdmin is currently running.

- [Replication credential]: The user name and password required for the standby instance to connect to the master instance. The user name and password can be entered or selected from the Wallet. Refer to "[Appendix G WebAdmin Wallet](#)" for information on creating wallet entries.
- [Instance name]: Name of the standby database instance to create.  
The name must meet the conditions below:
  - Maximum of 16 characters
  - The first character must be an ASCII alphabetic character
  - The other characters must be ASCII alphanumeric characters
- [Instance port]: Port number of the standby database instance.
- [Host IP address]: The IP address of the server machine where the standby instance is to be created. This information is needed to configure the standby instance to be connected to the master.
- [Data storage path]: Directory where the database data will be stored
- [Backup storage path]: Directory where the database backup will be stored
- [Transaction log path]: Directory where the transaction log will be stored
- [Encoding]: Database encoding system
- [Replication mode]: Replication mode of the standby instance to be created ("Asynchronous" or "Synchronous")
- [Application name]: The reference name of the standby instance used to identify it to the master instance.

The name must meet the conditions below:

- Maximum of 16 characters
- The first character must be an ASCII alphabetic character
- The other characters must be ASCII alphanumeric characters

4. Click  to create the standby instance.

5. Once the standby instance is created successfully, select standby instance in the [Instances] tab. The following page will be displayed:

The screenshot displays the Fujitsu Enterprise Postgres WebAdmin interface. The main content area shows the configuration for a standby instance named 'inst1s'. The interface is divided into a left sidebar with navigation options (Instances, My Wallet, Settings) and a main panel with a summary and storage details.

**Summary**



|                       |   |
|-----------------------|---|
| Title                 | inst1s (osboxes:27502)                      |
| Server type           | FUJITSU Enterprise Postgres AE Linux 64-bit |
| Version               | PostgreSQL 13.1                             |
| Server up time        | 5 seconds                                   |
| Encoding              | UTF8  |
| Instance type         | Asynchronous Standby                        |
| Last WAL applied time |   |
| Application name      | hacluster                                   |

**Storage summary**

|                       |                                    |
|-----------------------|------------------------------------|
| Data storage status   | Normal                             |
| Data storage path     | /home/sepuser/inst1s/data          |
| Backup storage status | --                                 |
| Backup storage path   | /home/sepuser/inst1s/backup/backup |
| Backup time           | --                                 |

The storage summary section includes a diagram showing two database icons: 'Data storage' and 'Backup storage', with an arrow pointing from the data storage to the backup storage, indicating the flow of data during a backup operation.

## Note

- Backups are not possible for standby instances in WebAdmin. As a result,  and  are disabled and no value is shown for [Backup storage status] and [Backup time].
- If using WebAdmin to manage Mirroring Controller, the message below may be output to the server log or system log in the standby instance. No action is required, as the instance is running normally.


```
ERROR: pgx_rcvall failed (16491)
ERROR: pgx_rcvall: backup of the database has not yet been performed, or an incorrect backup
storage directory was specified
```

- Replication credential (user name and password) should not contain hazardous characters. Refer to “[Appendix H WebAdmin Disallow User Inputs Containing Hazardous Characters](#)”.


## 8.2 Promoting a Standby Instance

Streaming replication between a master and standby instance can be discontinued using WebAdmin.

Follow the procedure below to promote a standby instance to a standalone instance, thereby discontinuing the streaming replication.

1. In the [Instances] tab, select the standby instance that needs to be promoted.
2. Click .
3. Click [Yes] from the confirmation dialog box.




The standby instance will be promoted and will become a standalone instance, which is not part of a streaming replication cluster.

Once the standby instance is promoted to become a standalone instance, the backup storage status will be "Error". This is because no backups are available when the instance is newly promoted to a standalone instance. The status will be reset if a new backup is performed by clicking [Solution] or .

## 8.3 Converting an Asynchronous Replication to Synchronous

Streaming replication between a master and standby instance can be configured to be in Asynchronous or Synchronous mode. This mode can be changed even after the standby instance was successfully created.

Follow the procedure below to convert an Asynchronous standby instance to Synchronous.

1. In the [Instances] tab, select the master instance of the relevant cluster.
2. Click .
3. In the [Streaming replication] section, edit the value for [Synchronous standby names].
  - Add the "Application name" of the standby instance you want to be in Synchronous mode.
4. Click .
5. Select the master instance and click .
6. Select the standby instance. [Instance type] will now show the updated status.

## Note

- Converting an Asynchronous standby instance to Synchronous can cause the master instance to queue the incoming transactions until the standby instance is ready. For this reason, it is recommended that this operation be performed during a scheduled maintenance period.
- When adding a synchronous standby instance, FUJITSU Enterprise Postgres will only keep the first entry in [Synchronous standby names] in synchronous state.

- To learn more about the differences between synchronous and asynchronous standby modes and their behavior, refer to "Streaming Replication" in "High Availability, Load Balancing, and Replication" in the PostgreSQL Documentation.




---

## 8.4 Converting a Synchronous Replication to Asynchronous

---

Streaming replication between a master and standby instance can be configured to be in Asynchronous or Synchronous Mode. This mode can be changed even after the standby instance was successfully created.

Follow the procedure below to convert a Synchronous standby instance to Asynchronous.

1. In the [Instances] tab, select the master instance of the relevant cluster.
2. Click .
3. In the [Streaming replication] section, edit the value for [Synchronous standby names].
  - Remove the "Application name" of the standby instance you want to be in Asynchronous mode.
4. Click .
5. Select the master instance and click .
6. Select the standby instance. [Instance type] will now show the updated status.





To learn more about the differences between synchronous and asynchronous standby modes and their behavior, refer to "Streaming Replication" in "High Availability, Load Balancing, and Replication" in the PostgreSQL Documentation.

---

## 8.5 Joining a Replication Cluster


---

WebAdmin facilitates the joining of an old master of the cluster as a standby node.

1. In the [Instances] tab, select the remote instance (from where the new cluster node will stream WAL entries), and then click .
2. Configure the node to accept streaming requests from the new node.
3. In the [Instances] tab, select the new standby instance (which needs to be connected to the cluster), and then click .
4. Set [Replication host name] to the remote instance.
5. Enter [Replication credential].

Specify the user name and password required for the standby instance to connect to the remote instance. The user name and password can be entered or selected from the Wallet. Refer to "[Appendix G WebAdmin Wallet](#)" for information on creating wallet entries. Replication credential (user name and password) should not contain hazardous characters. Refer to "[Appendix H WebAdmin Disallow User Inputs Containing Hazardous Characters](#)".

6. Enter [Host IP address].

Specify the IP address of the node where the standby instance was created.
7. Click  to open the [Join replication cluster] dialog box.

For FUJITSU Enterprise Postgres 12 and earlier instances, select [Restart later] or [Restart now], and then click [Yes] to set up the standby instance.  
For FUJITSU Enterprise Postgres 13, click [Yes] or [Restart now], and then click [Yes] to set up the standby instance.
8. Upon successful completion, the confirmation dialog box will be displayed.
9. Click [Close] to return to the instance details window.

The instance will become a standby instance, and will be part of the streaming replication cluster. The replication diagram will display the relationship between the standby instance and the remote instance. The user can change the replication relationship of the remote instance from asynchronous to synchronous (and vice versa) using the [Configuration] window.

# Chapter 9 Installing and Operating the In-memory Feature

The in-memory feature enables fast aggregation using Vertical Clustered Index (VCI) and memory-resident feature.

VCI has a data structure suitable for aggregation, and features parallel scan and disk compression, which enable faster aggregation through reduced disk I/O.

The memory-resident feature reduces disk I/O that occurs during aggregation. It consists of the preload feature that reads VCI data to memory in advance, and the stable buffer feature that suppresses VCI data eviction from memory. The stable buffer feature secures the proportion specified by parameter in the shared memory for VCI.

This chapter describes how to install and operate the in-memory feature.

## 9.1 Installing Vertical Clustered Index (VCI)

This section describes the installation of VCI.

1. [Evaluating whether to Install VCI](#)
2. [Estimating Resources](#)
3. [Setting up](#)

### 9.1.1 Evaluating whether to Install VCI

VCI uses available resources within the server to increase scan performance.

It speeds up processing in many situations, and can be more effective in the following situations:

- Single table processing
- Processing that handles many rows in the table
- Processing that handles some columns in the table
- Processing that performs very heavy aggregation such as simultaneous sum and average aggregation

VCI will not be used in the following cases, so it is necessary to determine its effectiveness in advance:

- The data type of the target table or column contains VCI restrictions.
- The SQL statement does not meet the VCI operating conditions
- VCI is determined to be slower based on cost estimation



#### Note

If performing operations that use VCI, the `full_page_writes` parameter setting in `postgresql.conf` must be enabled (on). For this reason, if this parameter is disabled (off), operations that use VCI return an error. In addition, to perform operations for tables that do not create a VCI when the `full_page_writes` parameter setting is temporarily disabled (off), do not create a VCI or perform operations to tables that created a VCI during that time.



#### See

- Refer to "9.1.4 Data that can Use VCI" for information on VCI restrictions.
- Refer to "Scan Using a Vertical Clustered Index (VCI)" - "Operating Conditions" in the Application Development Guide for information on VCI operating conditions.

### 9.1.2 Estimating Resources

Estimate resources before setting up VCI.

Select the aggregation that you want to speed up and identify the required column data. The additional resources below are required according to the number of columns.

- Memory

Secure additional capacity required for the disk space for the column for which VCI is to be created.

- Disk

Secure additional disks based on the disk space required for the column for which VCI is to be created, as VCI stores column data as well as existing table data on the disk. It is recommended to provide a separate disk in addition to the existing one, and specify it as the tablespace to avoid impact on any other jobs caused by I/O.

 **Information**

The operations on VCI can continue even if the memory configured for VCI is insufficient by using VCI data on the disk.

 **See**

Refer to "Estimating Memory Requirements" and "Estimating Database Disk Space Requirements" in the Installation and Setup Guide for Server for information on how to estimate required memory and disk space.

### 9.1.3 Setting up

This section describes how to set up VCI.

#### Setup flow

1. [Setting Parameters](#)
2. [Installing the Extensions](#)
3. [Creating VCI](#)
4. [Confirming that VCI has been Created](#)

#### 9.1.3.1 Setting Parameters

Edit postgresql.conf to set the required parameters for VCI. After that, start or restart the instance.

The following table lists the parameters that need or are recommended to be configured in advance:

| Parameter name            | Setting value  | Description   | Required |
|---------------------------|--|---|----------|
| shared_preload_libraries  | Literal 'vci, pg_prewarm'                                      | VCI and shared library to be preloaded at server start.   | Y        |
| session_preload_libraries | Literal 'vci, pg_prewarm'                                      | VCI and shared library to be preloaded at connection start.   | Y        |
| reserve_buffer_ratio      | Percentage of shared memory to be used for stable buffer table | Proportion of shared memory to be used for a stable buffer table.                                       | N        |
| vci.control_max_workers   | Number of background workers that manage VCI                   | Number of background workers that manage VCI.<br>Add this value to max_worker_processes.                | N        |
| vci.max_parallel_degree   | Maximum number of background workers used for parallel scan    | Maximum number of background workers used for parallel scan.<br>Add this value to max_worker_processes. | N        |

## Example

```
shared_preload_libraries = 'vci, pg_prewarm'  
session_preload_libraries = 'vci, pg_prewarm'  
reserve_buffer_ratio = 20  
vci.control_max_workers = 8  
vci.max_parallel_degree = 4  
max_worker_processes = 18 # Example: If the initial value was 6, 6 + 8 + 4 = 18
```

## Note

An error occurs if you use VCI to start instances when procs is not mounted. Ensure that procs is mounted before starting instances.

## See

- Refer to "[Appendix A Parameters](#)" for information on all parameters for VCI. Refer also to default value for each parameter and details such as specification range in the same chapter. Refer to "Server Configuration" under "Server Administration" in the PostgreSQL documentation for information on `shared_preload_libraries`, `session_preload_libraries`, and `max_worker_processes`.

### 9.1.3.2 Installing the Extensions

Execute CREATE EXTENSION to install the VCI and pg\_prewarm extensions. Both extensions need to be installed for each database.

- Installing VCI

```
db01=# CREATE EXTENSION vci;
```

- Installing pg\_prewarm

```
db01=# CREATE EXTENSION pg_prewarm;
```

## Note

- Only superusers can install VCI extensions.
- VCI extensions can only be installed in public schema.
- Some operations cannot be performed for VCI extensions. Refer to "[9.2.1 Commands that cannot be Used for VCI](#)" for details.

### 9.1.3.3 Creating a VCI

Execute the CREATE INDEX statement with the "USING vci" clause to create a VCI for the desired columns and the "WITH (stable\_buffer=true)" clause to enable the stable buffer feature.

To use a separate disk for the VCI, specify the TABLESPACE clause.

```
db01=# CREATE INDEX idx_vci ON table01 USING vci (col01, col02) WITH (stable_buffer=true);
```

## Note

- Some table types cannot be specified on the ON clause of CREATE INDEX. Refer to "[9.1.4.1 Relation Types](#)" for details.
- Some data types cannot be specified on the column specification of CREATE INDEX. Refer to "[9.1.4.2 Data Types](#)" for details.
- Some operations cannot be performed for VCI. Refer to "[9.2.1 Commands that cannot be Used for VCI](#)" for details.



- The same column cannot be specified more than once on the column specification of CREATE INDEX.
- VCI cannot be created for table columns that belong to the template database.
- CREATE INDEX creates multiple views named `vci_10digitRelOid_5digitRelAttr_1charRelType` alongside VCI itself. These are called VCI internal relations. Do not update or delete them as they are used for VCI aggregation.
- All data for the specified column will be replaced in columnar format when VCI is created, so executing CREATE INDEX on an existing table with data inserted takes more time compared with a general index (B-tree). Jobs can continue while CREATE INDEX is running.
- When CREATE INDEX USING VCI is invoked on a partitioned table, the default behavior is to recurse to all partitions to ensure they all have matching indexes. Each partition is first checked to determine whether an equivalent index already exists, and if so, that index will become attached as a partition index to the index being created, which will become its parent index. If no matching index exists, a new index will be created and automatically attached; the name of the new index in each partition will be determined as if no index name had been specified in the command. If the ONLY option is specified, no recursion is done, and the index is marked invalid. (ALTER INDEX ... ATTACH PARTITION marks the index valid, once all partitions acquire matching indexes.) Note, however, that any partition that is created in the future using CREATE TABLE ... PARTITION OF will automatically have a matching index, regardless of whether ONLY is specified.
- Parallel index build is not supported on VCI indexes.

### 9.1.3.4 Confirming that the VCI has been Created

Execute the SELECT statement to reference the `pg_indexes` catalog, and confirm that the VCI was created for the target columns.



#### Example

```
db01=# SELECT indexdef FROM pg_indexes WHERE indexdef LIKE '%vci%';
          indexdef
-----
CREATE INDEX idx_vci ON table01 USING vci (col01, col02)
(1 row)
```

## 9.1.4 Data that can Use VCI

This section describes on which relation types and for which data types VCIs can be created.

### 9.1.4.1 Relation Types

VCIs cannot be created on some relation types.

The ON clause of CREATE INDEX described in "9.1.3.3 Creating a VCI" cannot specify relations on which VCIs cannot be created.

- Relations on which VCIs can be created
  - Normal tables
  - UNLOGGED TABLEs
- Relations on which VCIs cannot be created
  - Materialized views
  - Temporary tables
  - Views
  - Temporary views
  - Foreign tables

## 9.1.4.2 Data Types

VCI's cannot be created for some data types.

The column specification of CREATE INDEX described in "9.1.3.3 Creating a VCI" cannot specify a column with data type on which VCI's cannot be created.

| Category        | Data type                | Supported by VCI? |
|-----------------|--------------------------|-------------------|
| Numeric         | smallint                 | Y                 |
|                 | integer                  | Y                 |
|                 | bigint                   | Y                 |
|                 | decimal                  | Y                 |
|                 | numeric                  | Y                 |
|                 | real                     | Y                 |
|                 | double precision         | Y                 |
|                 | serial                   | Y                 |
|                 | bigserial                | Y                 |
| Monetary        | money                    | Y                 |
| Character       | varchar( <i>n</i> )      | Y                 |
|                 | char( <i>n</i> )         | Y                 |
|                 | nchar                    | Y                 |
|                 | nvarchar( <i>n</i> )     | Y                 |
|                 | text                     | Y                 |
| Binary          | bytea                    | Y                 |
| Date/time       | timestamp                | Y                 |
|                 | timestamp with time zone | Y                 |
|                 | date                     | Y                 |
|                 | time                     | Y                 |
|                 | time with time zone      | Y                 |
|                 | interval                 | Y                 |
| Boolean         | boolean                  | Y                 |
| Geometric       | point                    | N                 |
|                 | line                     | N                 |
|                 | lseg                     | N                 |
|                 | box                      | N                 |
|                 | path                     | N                 |
|                 | polygon                  | N                 |
|                 | circle                   | N                 |
| Network address | cidr                     | N                 |
|                 | inet                     | N                 |
|                 | macaddr                  | N                 |
|                 | macaddr8                 | N                 |

| Category  | Data type               | Supported by VCI? |
|---|-------------------------|-------------------|
| Bit string  | bit( <i>n</i> )         | Y                 |
|   | bit varying( <i>n</i> ) | Y                 |
| Text search   | tsvector                | N                 |
|   | tsquery                 | N                 |
| UUID  | uuid                    | Y                 |
| XML   | xml                     | N                 |
| JSON  | json                    | N                 |
|   | jsonb                   | N                 |
| Range   | int4range               | N                 |
|   | int8range               | N                 |
|   | numrange                | N                 |
|   | tsrange                 | N                 |
|   | tstzrange               | N                 |
|   | daterange               | N                 |
| Object identifier   | oid                     | N                 |
|   | regproc                 | N                 |
|   | regprocedure            | N                 |
|   | regoper                 | N                 |
|   | regoperator             | N                 |
|   | regclass                | N                 |
|   | regtype                 | N                 |
|   | regconfig               | N                 |
|   | regdictionary           | N                 |
| pg_lsn type   | pg_lsn                  | N                 |
| Array type  | -                       | N                 |
| User-defined type<br>(Basic type, enumerated type,<br>composite type, and range type) | -                       | N                 |

## 9.2 Operating VCI

---

This section describes how to operate VCI.

### 9.2.1 Commands that cannot be Used for VCI

---

Some operations cannot be performed for VCI extensions and VCI itself.

This section describes SQL commands that cannot be executed for the VCI extensions and VCI itself, and client application commands.

#### SQL commands

- Operations that cannot be performed for the VCI extension

| Command          | Subcommand | Description   |
|------------------|------------|---|
| ALTER EXTENSION  | UPDATE     | The VCI extension cannot be specified.  |
|                  | SET SCHEMA | This operation is not required for VCI.   |
|                  | ADD        |   |
|                  | DROP       |   |
| CREATE EXTENSION | SCHEMA     | The subcommands on the left cannot be performed if the VCI extension is specified.<br><br>This operation is not required for VCI. |

- Operations that cannot be performed on relations containing a VCI

| Command               | Subcommand   | Description  |
|-----------------------|--|--|
| ALTER INDEX           | SET  | The subcommands on the left cannot be performed if a VCI is specified.   |
|                       | SET TABLESPACE   |  |
|                       | ALL IN TABLESPACE  | If the operation is required, delete the VCI using DROP INDEX, and re-create it using CREATE INDEX after completing the operation.   |
| ALTER OPERATOR CLASS  | RENAME TO  | The subcommands on the left cannot be performed if a VCI is specified.   |
|                       | OWNER TO   |  |
|                       | SET SCHEMA   | This operation is not supported in VCI.  |
| ALTER OPERATOR FAMILY | ADD  |  |
|                       | DROP   |  |
|                       | RENAME TO  |  |
|                       | OWNER TO   |  |
|                       | SET SCHEMA   |  |
| ALTER TABLE           | ALL IN TABLESPACE <i>name</i> [ OWNED BY <i>roleName</i> ] SET TABLESPACE <i>newTablespace</i>                       | A tablespace that contains a VCI cannot be specified.<br><br>If the operation is required, delete the VCI using DROP INDEX, and re-create it using CREATE INDEX after completing the operation.    |
|                       | DROP [ COLUMN ] [ IF EXISTS ] <i>colName</i> [ RESTRICT   CASCADE ]  | A column that contains a VCI cannot be specified.<br><br>If the operation is required, delete the VCI using DROP INDEX, and re-create it using CREATE INDEX after completing the operation.        |
|                       | ALTER [ COLUMN ] <i>colName</i> [ SET DATA ] TYPE <i>dataType</i> [ COLLATE <i>collation</i> ] [ USING <i>expr</i> ] |  |
|                       | CLUSTER ON <i>indexName</i>  | A VCI cannot be specified.   |
|                       | REPLICA IDENTITY {DEFAULT   USING INDEX <i>indexName</i>   FULL   NOTHING}   | This operation is not supported in VCI.  |
| CLUSTER               | -  | A table that contains a VCI and VCI cannot be specified.<br><br>If the operation is required, delete the VCI using DROP INDEX, and re-create it using CREATE INDEX after completing the operation. |
| CREATE INDEX          | UNIQUE   | The subcommands on the left cannot be performed if a VCI is specified.   |
|                       | CONCURRENTLY   |  |
|                       |  | This operation is not supported in VCI.  |

| Command                | Subcommand                 | Description  |
|------------------------|----------------------------|--|
|                        | [ ASC   DESC ]             |  |
|                        | [ NULLS { FIRST   LAST } ] |  |
|                        | WITH                       |  |
|                        | WHERE                      |  |
|                        | INCLUDE                    |  |
| CREATE OPERATOR CLASS  | -                          | A VCI cannot be specified.<br>This operation is not supported in VCI.  |
| CREATE OPERATOR FAMILY | -                          |  |
| CREATE TABLE           | EXCLUDE                    |  |
| DROP INDEX             | CONCURRENTLY               | The subcommands on the left cannot be performed if a VCI is specified.<br>This operation is not supported in VCI.                            |
| REINDEX                | -                          | A VCI cannot be specified.<br>This command is not required as VCI uses daemon's automatic maintenance to prevent disk space from increasing. |

### Client application command

- Operations that cannot be performed on relations containing a VCI

| Command   | Description   |
|-----------|---|
| clusterdb | Clustering cannot be performed for tables that contain a VCI. |
| reindexdb | VCI's cannot be specified on the --index option.              |

## 9.2.2 Data Preload Feature

The first aggregation using VCI immediately after an instance is started may take time, because the VCI data has not been loaded to buffer. Therefore, use the preload feature to load the VCI data to buffer in advance when performing VCI aggregation after an instance is started. When using the preload feature, execute the function `pgx_prewarm_vci` to each VCI created with `CREATE INDEX`.

```
db01=# SELECT pgx_prewarm_vci('idx_vci');
```



See

Refer to "[B.4 VCI Data Load Control Function](#)" for information on `pgx_prewarm_vci`.

# Chapter 10 Parallel Query

FUJITSU Enterprise Postgres enhances parallel queries, by taking into consideration the aspects below:

- CPU load calculation
- Increase of workers during runtime

## 10.1 CPU Load Calculation

---

There may be a case when the user tries to execute a parallel query but there is not enough CPU available.

Adding dynamic workers at this stage will provide no benefits - instead, it may add overhead due to context switching.

FUJITSU Enterprise Postgres takes into consideration the current CPU load when deciding on the number of workers for parallel query.

## 10.2 Increase of Workers during Runtime

---

This FUJITSU Enterprise Postgres enhancement allows systems to allocate additional workers during query execution (if there are workers available at the time). This improves query performance, which could otherwise starve of CPU if there were fewer or no workers when the query started.



.....  
The ability to increase workers during runtime is available only with parallel sequence scan.  
.....

# Chapter 11 High-Speed Data Load

High-speed data load uses the `pgx_loader` command to load data from files at high speed into FUJITSU Enterprise Postgres.



- This feature is not available in single-user mode. This is because in single-user mode instances run in a single process, and it cannot start parallel workers.

## 11.1 Installing High-Speed Data Load

This section describes how to install high-speed data load.

### Installation flow

1. [Deciding whether to Install](#)
2. [Estimating Resources](#)
3. [Setup](#)

### 11.1.1 Deciding whether to Install

The feature achieves high speed data load by executing the COPY FROM command in parallel. If the database system is unable to use sufficient resources due to the feature using more resources than the COPY FROM command of PostgreSQL, load performance may be inferior to that of the COPY FROM command of PostgreSQL. Therefore, determine if the feature will be effective by considering the factors below before deciding to install.

#### Database server memory

If the value of `shared_buffers` in `postgresql.conf` is small, fewer data pages are cached to the shared memory of the database server. This will result in multiple parallel workers more often having to wait for write exclusive locks to the same data page. Moreover, the smaller the number of data pages, the more often the table expands. During table expansion, access to the table is exclusive (standby event name: `extend`), so write time increases. To cater for that, increase the value of `shared_buffers`.



The standby event name is stored in the `wait_event` column of the `pg_stat_activity` view. Refer to "wait\_event Description" in "The Statistics Collector" in the PostgreSQL Documentation for details.

#### Frequency of checkpoints

If checkpoints are issued at short intervals, write performance is reduced. If the messages below are output to the server log during data writes, increase the values of `max_wal_size` and `checkpoint_timeout` in `postgresql.conf` to reduce the frequency of checkpoints.



```
LOG:  checkpoints are occurring too frequently (19 seconds apart)
HINT:  Consider increasing the configuration parameter "max_wal_size".
```

### 11.1.2 Estimating Resources

Estimate the memory requirements for high-speed data load.

Up to 128 parallel workers to perform data load can be specified for this feature. The additional resources below are required depending on the number of parallel workers.

- Dynamic shared memory created during data load

The feature creates shared memory and shared memory message queues during data load. These are used to send external data from the back end to the parallel workers, and for error notifications.

### Note

If the value of `shared_buffers` in `postgresql.conf` is small, the system will often have to wait for write exclusive locks to the same data page (as described in "Database server memory" in "[11.1.1 Deciding whether to Install](#)"). Since input data cannot be loaded from the shared memory message queues during such waits, they will often be full. In these cases, it will not be possible to write to the shared memory message queues, resulting in degraded data load performance.

### See

Refer to "High-Speed Data Load Memory Requirements" in the Installation and Setup Guide for Server for information on the formula for estimating memory requirements.

## 11.1.3 Setup

This section describes how to set up high-speed data load.

### Setup flow

1. [Setting Parameters](#)
2. [Installing the Extension](#)

#### 11.1.3.1 Setting Parameters

Set the parameters required for high-speed data load in `postgresql.conf`. After that, start or restart the instance.

The table below lists the `postgresql.conf` parameters that must be changed, and the values that must be added to their current values. After editing `postgresql.conf`, start or restart the instance.

| Parameter                              | Setting   | Required  |
|--|---|-----------|
| <code>max_prepared_transactions</code> | Add the number of transactions that can be prepared by parallel workers during data load to the parameter's current value.<br><br>The resulting value must be equal to or greater than the maximum number of parallel workers used with this feature. | Mandatory |
| <code>max_worker_processes</code>      | Number of parallel workers to perform data load.  | Mandatory |
| <code>max_parallel_workers</code>      | Add the maximum number of parallel workers to be used in a parallel query by this feature to the parameter's current value.<br><br>The resulting value must be equal to or greater than the number of parallel workers used with this feature.        | Mandatory |

### Example

The example below shows how to configure 2 instances of high-speed data load being executed simultaneously using a degree of parallelism of 4.

```
max_prepared_transactions = 13 #Example if the initial value was 5: 5 + 2 x 4 = 13
max_worker_processes = 16 #Example if the initial value was 8: 8 + 2 x 4 = 16
max_parallel_workers = 12 #Example if the initial value was 4: 4 + 2 x 4 = 12
```



## Note

As shown in the example above, set the value of `max_prepared_transactions`, `max_worker_processes` and `max_parallel_workers` multiplied by the number of instances of this feature executed simultaneously.

The table below lists the `postgresql.conf` parameters that must also be checked.

| Parameter                               | Setting  | Required  |
|---|--|-----------|
| <code>dynamic_shared_memory_type</code> | Implementation of dynamic shared memory to be used by the instance.<br>The default value is recommended. | Mandatory |

## See

Refer to "Resource Consumption" in the PostgreSQL Documentation for information on the parameters.

### 11.1.3.2 Installing the Extension

Execute `CREATE EXTENSION` to install the high-speed data load extension. The extension needs to be installed on each database.

## Example

The example below installs the extension on the "postgres" database.

```
postgres=# CREATE EXTENSION pgx_loader;  
CREATE EXTENSION
```

## Note

- Only superusers can install the high-speed data load extension.
- The high-speed data load extension can only be installed on the public schema.

## 11.2 Using High-Speed Data Load

This section describes how to use high-speed data load.

### 11.2.1 Loading Data

To load data from a file into a FUJITSU Enterprise Postgres table, execute the `pgx_loader` command in load mode.

## Example

The example below loads the file `/path/to/data.csv` (2000 records) into table `tbl` using a degree of parallelism of 3.

```
$ pgx_loader load -j 3 -c "COPY tbl FROM '/path/to/data.csv' WITH CSV"  
LOAD 2000
```

## Point

If an external file contains data that violates the format or constraints, the data load may fail partway through, resulting in delays for routine tasks such as nightly batch processing. Therefore, it is recommended to remove the invalid data before executing the data load.

## Note

The data inserted using this feature is dumped as a COPY command by the `pg_dump` command and the `pg_dumpall` command.

## See

- Refer to "pgx\_loader" in the Reference for information on the command.
- Refer to "COPY" in the PostgreSQL Documentation for information on the deployment destination and access privileges for external files.

## 11.2.2 Recovering from a Data Load that Ended Abnormally

If a system interruption such as a server failure occurs while high-speed data load is being performed, transactions prepared using this feature may be changed to the in-doubt state. At that point, resources occupied by the transaction will be locked, and access to the relevant resources from other transactions will be blocked, rendering them unusable.

In such cases, check transactions that are in an in-doubt state, and resolve them.

### Checking for in-doubt transactions

This section describes how to check for in-doubt transactions.

1. Refer to the `pgx_loader_state` table in the `pgx_loader` schema.

Retrieve the global transaction identifier (`gid` column) of in-doubt transactions. In-doubt transactions will contain "rollback" in the column "state".

### Example

The example below retrieves the global transaction identifier (`gid`) of in-doubt transactions performed by the database role `myrole` and that used table `tbl`. The retrieved global transaction identifiers `pgx_loader:9589` and `pgx_loader:9590` identify in-doubt transactions.

```
postgres=# SELECT gid, state FROM pgx_loader.pgx_loader_state WHERE
postgres=# role_oid IN (SELECT oid FROM pg_roles WHERE rolname = 'myrole') AND
postgres=# relation_oid IN (SELECT relid FROM pg_stat_all_tables WHERE
postgres=# relname = 'tbl');
   gid          | state
-----+-----
pgx_loader:9590 | rollback
pgx_loader:9591 | commit
pgx_loader:9589 | rollback
(3 rows)
```

2. Refer to the `pg_prepared_xacts` system view.

Check if the in-doubt transactions retrieved above exist.

## Example

The example below checks if in-doubt transactions with the global transaction identifiers `pgx_loader:9589` and `pgx_loader:9590` exist.

```
postgres=# SELECT gid FROM pg_prepared_xacts WHERE gid IN ('pgx_loader:9589', 'pgx_loader:9590');
gid
-----
pgx_loader:9590
pgx_loader:9589
(2 rows)
```

## See

Refer to "[E.1 pgx\\_loader\\_state](#)" for information on the `pgx_loader_state` table.

## Resolving in-doubt transactions

Execute the `pgx_loader` command in recovery mode to resolve in-doubt transactions.

After executing the `pgx_loader` command in recovery mode, perform the procedure described in "[Checking for in-doubt transactions](#)" to check if the in-doubt transactions have been resolved.

## Example

The example below completes the in-doubt transactions prepared for table `tbl`.

```
$ pgx_loader recovery -t tbl
```

## Point

The recovery mode of the `pgx_loader` command only resolves transactions prepared by high-speed data load. For transactions prepared by an application using distributed transactions other than this feature, follow the procedure described in "[16.13 Actions in Response to Error in a Distributed Transaction](#)".

## 11.3 Removing High-Speed Data Load

---

This section describes how to remove high-speed data load.

### 11.3.1 Removing the Extension

---

Execute `DROP EXTENSION` to remove the high-speed data load extension. The extension needs to be removed on each database.

## Example

The example below removes the extension on the "postgres" database.

```
postgres=# DROP EXTENSION pgx_loader;
DROP EXTENSION
```

 Note

- The information required for operation of high-speed data load is stored in the `pgx_loader_state` table of the `pgx_loader` schema. Do not remove the high-speed data load extension if the `pgx_loader_state` table is not empty.
- Only superusers can remove the high-speed data load extension.
- The high-speed data load extension can only be removed on the public schema.

# Chapter 12 Global Meta Cache

The Global Meta Cache (GMC) feature loads a meta cache into shared memory using the `pgx_global_metacache` parameter. This reduces the amount of memory required throughout the system.

## 12.1 Usage

Describes how to use the Global Meta Cache feature.

### 12.1.1 Deciding Whether to Enable the Global Meta Cache Feature

Global Meta Cache is a mechanism for sharing meta caches between processes, so it works well on systems with a high number of resources accessed and SQL connections. The number of resources is primarily the number of tables accessed by a process, the number of indexes, or the total number of all columns in all tables accessed.

In particular, consider using Global Meta Cache if the total size of the meta cache for each process exceeds the amount of installed memory, or takes up a large portion of that memory, thereby squeezing memory allocations to the database cache or the Operating system file cache. Using Global Meta Cache may slightly increase the time it takes to execute a single SQL to reference a meta cache on shared memory (For example, it will not exceed 5% of the execution time in a situation where all the data is located in the database cache), but you can expect a greater benefit from being able to allocate more memory, such as for the database cache.

If performance degradation using Global Meta Cache is not acceptable, you may want to limit the number of tables accessed by a process.

### 12.1.2 Estimating Memory for Global Meta Cache

To enable the Global Meta Cache feature, the `pgx_global_metacache` parameter must specify an upper limit on the size of the shared memory (Hereinafter, the GMC area) dedicated to Global Meta Cache. Ideally, this upper limit should be the size estimated in "[Appendix A Parameters](#)". Values lower than this can still work, but refer to "[12.1.3 How the GMC Memory Area Is Used](#)" on using the GMC area to understand the disadvantages.

### 12.1.3 How the GMC Memory Area Is Used

At startup, the memory for the GMC area is not used much, but the GMC area grows as new meta caches are placed in the GMC area. If it does, it discards any meta caches that the system determines are not heavily used and places a new one in the GMC area.

Therefore, the GMC area will work even if it is smaller than the estimate, but the meta cache will be regenerated if the discarded meta cache needs to be reused. Note that if this happens frequently, it will degrade overall performance.

With this in mind, it may not be a problem if, for example, the tables to be accessed are different depending on the time zone, and the degradation of the time zone immediately after the change is acceptable.

In any case, be sure to test and tune the system thoroughly before running it.

### 12.1.4 Enabling the Global Meta Cache Feature

To Enable the Global Meta Cache feature edit the `postgresql.conf` file and set the `pgx_global_metacache` parameter. Restarting the instance after editing the `postgresql.conf` file is required. Refer to "[Appendix A Parameters](#)" for information on the parameters.

| Parameter Name                    | Description  |
|-----------------------------------|--|
| <code>pgx_global_metacache</code> | Specify the maximum amount of memory for the GMC area on shared memory. When it's set to 0 (default value), the Global Meta Cache feature is disabled.<br><br>When enabled, the minimum value allowed is 10MB. |

When the cache is created, if the total amount of meta caches on shared memory exceeds the value specified by `pgx_global_metacache`, the inactive, unreferenced meta caches are removed from the GMC area. Note that if all GMC are in use and the cache cannot be created in the GMC area, the cache is temporarily created in the local memory of the backend process.

## Example

Here is an example postgresql.conf configuration:

```
pgx_global_metacache = 800 MB
```

### Wait Events

The Global Meta Cache feature may cause wait events. Wait events are identified in the wait\_event column of the pg\_stat\_activity view. GMC specific wait events are described below.

[GMC Feature Wait Events]

| Wait Event Type | Wait Event Name | Description   |
|-----------------|-----------------|---|
| LWLock          | GlobalCatcache  | Waiting to find, add, and remove meta caches in the GMC area.   |
| IPC             | GMCSweep        | Waiting to select a meta cache that can be deleted when GMC space is low.<br><br>If the GMC is fully referencing and there is no deletable meta cache, it is waiting for the reference to be removed and a deletable meta cache to be selected. |

## Note

If GMCSweep is happened frequently, increase the pgx\_global\_metacache setting.

## See

Refer to "Viewing Statistics" in the PostgreSQL Documentation for information on the pg\_stat\_activity view.

## 12.1.5 Estimating Resources

Refer to "Global Meta Cache Memory Requirements" in the Installation and Setup Guide for Server for formulas to estimate the amount of memory used by the Global Meta Cache feature.

## 12.2 Statistics

Describes the statistics for the Global Meta Cache feature.

### 12.2.1 System View

You can check the cache hit ratio and size of the GMC area in the system view pgx\_stat\_gmc. Refer to "C.6 pgx\_stat\_gmc" for information on the columns.

If the cache hit ratio is low and the current memory usage is close to pgx\_global\_metacache, increase the pgx\_global\_metacache setting because performance may be degraded.

Refer to "7.6 Monitoring Database Activity" in the Operations Guide for information on the statistics.

# Chapter 13 Local Meta Cache Limit

Local Meta Cache Limit feature limits the size of a Local Meta Cache by removing it if it has not been accessed for a long time.

## 13.1 Usage

Describes how to use the Local Meta Cache Limit feature.

### 13.1.1 Deciding Whether to Enable the Local Meta Cache Limit Feature

Refer to “[Appendix A Parameters](#)”, after estimating the total amount of memory to be used as the catalog cache and relation cache, when the total amount of memory exceeds the amount of installed memory or occupies a large amount of installed memory, consider using this feature.

This feature adds the action of discarding the meta cache that has been held permanently. If you attempt to refer to a destroyed meta cache again, the meta cache is recreated, so using this feature will result in poor performance compared to not using it.

Therefore, read the following to understand how to discard a meta cache.

- [13.1.3 Cache Removal when Local Meta Cache Limit is Enabled](#)
- [13.1.4 Performance Impact and Parameter Tuning of the Local Meta Cache Limit Feature](#)
- [Parameters for the Local Meta Cache Limit feature](#)

How to set the upper limit with these considerations is described in detail in the estimation formula in “[Appendix A Parameters](#)”.

### 13.1.2 How to Set Parameters for the Local Meta Cache Limit Feature

To enable the Local Meta Cache Limit feature, set the `pgx_catalog_cache_max_size` and `pgx_relation_cache_max_size` parameters.

| Parameter Name                           | Description   |
|--|---|
| <code>pgx_catalog_cache_max_size</code>  | Specify the maximum amount of memory that the backend process should use as the catalog cache. You can enable catalog cache removal by setting it to 8 KB or more. When it is set to 0 (default value), the catalog cache removal is disabled.    |
| <code>pgx_relation_cache_max_size</code> | Specify the maximum amount of memory that the backend process should use as the relation cache. You can enable relation cache removal by setting it to 8 KB or more. When it is set to 0 (default value), the relation cache removal is disabled. |



#### Example

Here is an example `postgresql.conf` configuration:

```
pgx_catalog_cache_max_size = 1MB
pgx_relation_cache_max_size = 1MB
```

### 13.1.3 Cache Removal when Local Meta Cache Limit is Enabled

When this feature is enabled, the caching strategy is to keep the cache as long as possible within the specified upper limit. If holding a new cache exceeds the limit, consider locality of reference and remove the cache from the one with the longest unreferenced time.

However, because the cache used by active transactions cannot be removed, if a transaction uses a large number of caches, the cache may be held above the limit. In this case, remove the all caches at the end of the transaction. This is necessary to free up memory.

In PostgreSQL, in order to acquire memory at high speed, a memory block of a certain size is acquired from the OS, and a small memory is cut out from the block and used. The memory for the metacache is cut out in the same way. Therefore, it is possible to return the memory block to the OS by destroying all the meta caches scattered throughout the memory block. When this happens, the next SQL execution will

be slowed down due to the re-creation of the meta cache. Therefore, upper limit of feature should be set to a value larger than the size of the meta cache used by at least one transaction.

When the size of the meta cache exceeds the upper limit, the following message is output:

```
WARNING: could not reduce Cat/RelCacheMemoryContext size to AA kilobytes, reduced to BB kilobytes
HINT: consider increasing the configuration parameter pgx_catalog/relation_cache_max_size
```

(**AA**: Upper limit, **BB**: Amount of memory actually used)

CatCacheMemoryContext and RelCacheMemoryContext are memory areas for storing the catalog cache and relation cache, respectively. If this message is output, consider increasing the upper limit.

If the memory consumption by the backend process exceeds the allowable value by increasing the upper limit, reconsider the SQL to be executed, such as reducing the number of tables accessed in one transaction, or add memory adjust to the amount of memory used.

### 13.1.4 Performance Impact and Parameter Tuning of the Local Meta Cache Limit Feature

By observing how much meta cache regeneration is taking place, you can determine if the low upper limit is the cause of the failure to achieve the desired performance.

From the message below, calculate the cache hit ratio as follows:

```
Cache hit ratio = Number of cache hits ÷ Number of times the cache was searched
```

If the cache hit ratio is 80% or higher, this feature will not be the main factor that impedes performance. If not, raise the upper limit and see if performance can reach the goal. In doing so, first try to shift the focus of allocation to the relations cache. This is because when executing SQL, the relation cache generated based on the catalog cache is mainly referenced, so it is advantageous to leave a large amount of relation cache.

```
Catalog cache:catalog cache hit stats: search XX, hits YY
Relation cache:relation cache hit stats: search XX, hits YY
```

(**XX**: Number of times the cache was searched, **YY**: Number of cache hits)

This message is printed when the transaction ends. However, if you output the message frequently, the performance will be degraded by itself, so you can adjust the output interval with the following parameters.

| Parameter Name             | Description   |
|----------------------------|---|
| pgx_cache_hit_log_interval | <p>When the transaction ends, if the time set in this parameter has elapsed since the previous message was output, the message is output.</p> <p>If set to 0, a message will be output each time the transaction ends. Setting -1 disables the output. The default value is 10min.</p> <p>Even if pgx_catalog_cache_max_size and pgx_relation_cache_max_size are disabled, the message output of the corresponding cache will be invalid.</p> <p>Immediately after connecting to the server, a small transaction occurs before the request from the user application, such as for user authentication. Since it is meaningless to know the hit ratio for these, a message is output at the end of the transaction that started after the time set in this parameter has elapsed after connecting to the server.</p> <p>For the same reason, setting a small value such as 0 may result in a message being printed at the end of such a small transaction.</p> <p>You can check which transaction the message corresponds to from the information output at the beginning. This information depends on the setting of the parameter log_line_prefix.</p> |





## Example

Here is an example postgresql.conf configuration:

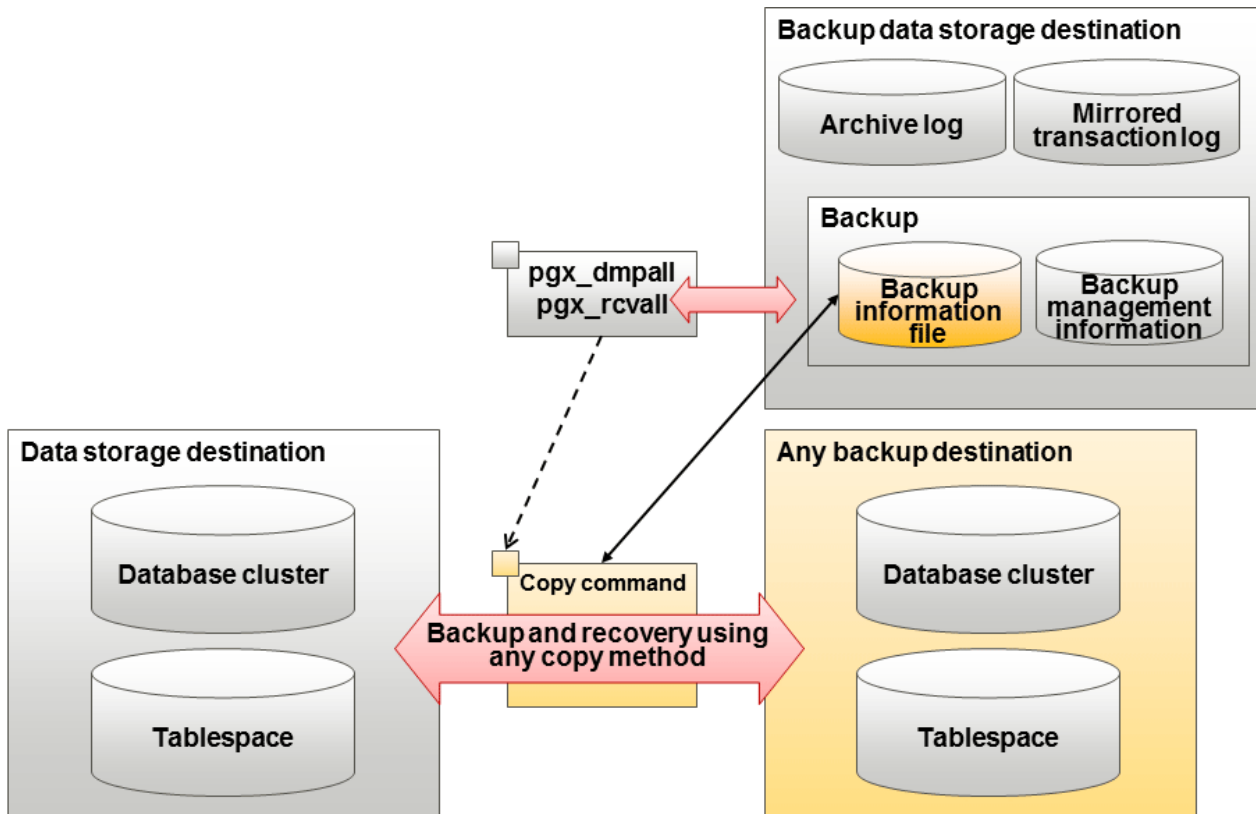
```
pgx_cache_hit_log_interval= 30min
```

# Chapter 14 Backup/Recovery Using the Copy Command

By using a copy command created by the user, the `pgx_dmpall` command and the `pgx_rcvall` command can perform backup to any destination and can perform recovery from any destination using any copy method.

Copy commands must be created in advance as executable scripts for the user to implement the copy process on database clusters and tablespaces, and are called when executing the `pgx_dmpall` and `pgx_rcvall` commands.

This appendix describes backup/recovery using the copy command.



## Point

It is also possible to back up only some tablespaces using the copy command. However, database resources not backed up using the copy command are still backed up to the backup data storage destination.

## Note

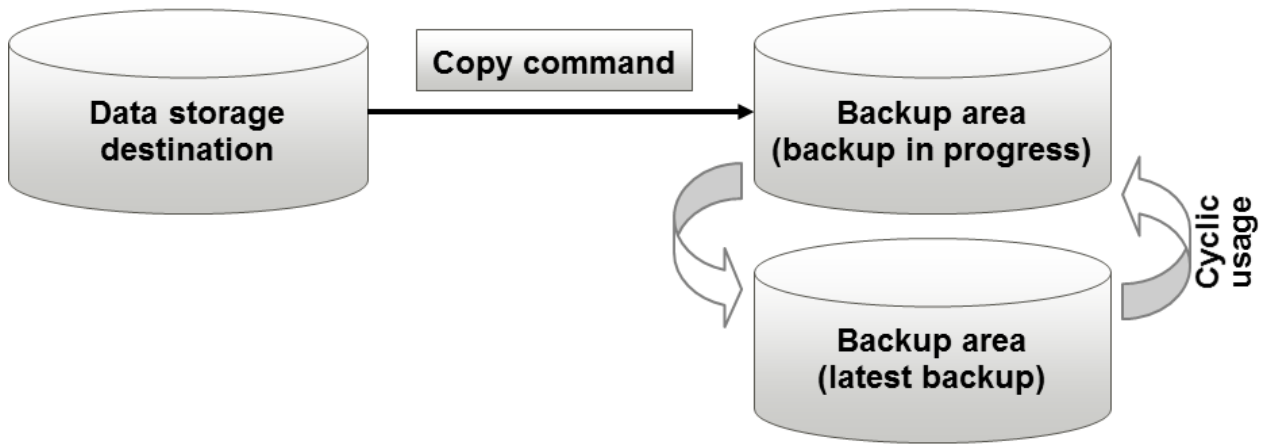
Both the backup data storage destination and the optional backup destination are necessary for recovery - if they are located in secondary media, combined management of these is necessary.

## 14.1 Configuration of the Copy Command

This section describes the configuration of the copy command for backup and recovery.

### Cyclic usage of the backup area

Prepare two backup areas for the copy command in case an issue affects the data storage destination during backup. The copy command performs backup while cyclically using these backup areas.

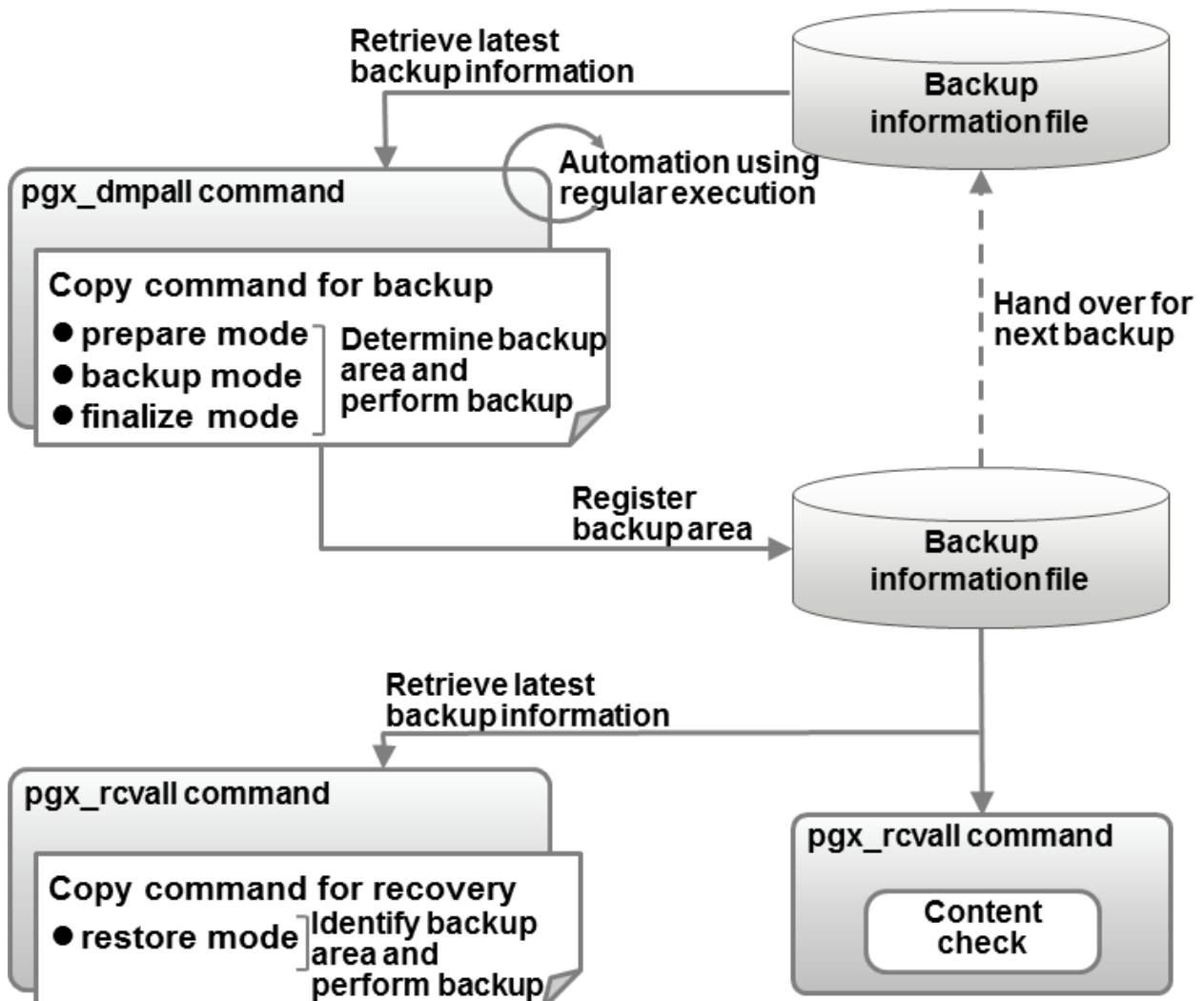


 **Note**

The backup data storage destination cannot be used as these backup areas used by the copy command.

**Backup using the backup information file**

The copy command must determine the backup destination on each backup, as it is necessary to cycle through the backup areas. Backup can be automated by using the backup information file, which contains information about the backup destination.



## Information

The backup information file is prepared in the backup data storage destination by the `pgx_dmpall` command, and contains information that can be read or updated by the copy command. This file is managed by associating it with the latest backup successfully completed by the `pgx_dmpall` command, so the latest backup information relating to the copy command registered by the user can be retrieved. Additionally, the content of the backup information file can be displayed using the `pgx_rcvall` command.

## Configuration of the copy command for backup

The `pgx_dmpall` command calls the copy command for backup after execution for the three modes below. It is therefore necessary for the copy command for backup to implement the required processing for each of the modes.

- prepare mode

Determines which of the two backup areas will be used for the current backup.

The backup area to be used for the current backup is determined by reading the information relating to the latest backup destination where the backup information file was written to during the previous backup.

- backup mode

Performs backup on the backup area determined by prepare mode, using any copy method.

- finalize mode

Writes information relating to the destination of the current backup to the backup information file.

This enables the prepare mode to check the destination of the previous backup during the next backup.

## Note

The user can use any method to hand over backup information between modes within the copy command, such as creating temporary files.

## Configuration of the copy command for recovery

The `pgx_rcvall` command calls the copy command for recovery for the mode below. It is therefore necessary for the copy command for recovery to implement the required processing for the mode.

- restore mode

Any copy method can be used to implement restore from the backup destination retrieved using the copy command for backup.

## Point

By referring to the mode assigned to the copy command as an argument, backup and recovery can be implemented using a single copy command.

## Example

### Using a bash script

```
case $1 in
  prepare)
    processingRequiredForPrepareMode
    ;;
  backup)
    processingRequiredForBackupMode
    ;;
  finalize)
    processingRequiredForFinalizeMode
```

```
;;
restore)
    processingRequiredForRestoreMode
;;
esac
```

## Point

A sample batch file that backs up the database cluster and tablespace directory to a specific directory is supplied to demonstrate how to write a copy command.

The sample is stored in the directory below:

```
/installDir/share/copy_command.archive.sh.sample
```

## 14.2 Backup Using the Copy Command

To perform backup using the copy command, in addition to performing the standard backup procedure, it is also necessary to create a copy command, and then execute the `pgx_dmpall` command specifying it. This section describes the procedure specific to using the copy command.

### Preparing for backup

You must prepare for backup before actually starting the backup process.

Perform the following procedure:

1. Determine the database resources to be backed up

Determine the database resources to be backed up using the copy command. The copy command can back up the following resources:

- Database cluster
- Tablespace

To back up only some tablespaces, create a file listing them. This file is not necessary to back up all tablespaces.

#### Example

To back up only tablespaces `tblspc1` and `tblspc2`

```
tblspc1
tblspc2
```

2. Prepare a backup area

Prepare a backup area to save the database resources to be backed up, as determined in step 1.

3. Create the copy command

Create the copy commands for backup and recovery. Refer to "[14.4 Copy Command Interface](#)" for details.

### Performing backup

Execute the `pgx_dmpall` command with the `-Y` option specifying the full path of the copy command for backup created in step 3 of preparation for backup.

The example below backs up only some tablespaces, but not the database cluster, using the copy command.

## Example

```
$ pgx_dmpall -D /database/inst1 -Y '/database/command/backup.sh'  
--exclude-copy-cluster -P '/database/command/tablespace_list.txt'
```

## Point

- To exclude up the database cluster from backup using the copy command, specify the --exclude-copy-cluster option.
- To back up only some tablespaces using the copy command, use the -P option specifying the full path of the file created in step 1 of preparation for backup.

## See

- Refer to "pgx\_dmpall" in the Reference for information on the command.

## Checking backup status

Use the pgx\_rcvall command to check the backup status.

Execute the pgx\_rcvall command with the -l option specified to output backup data information. If backup was performed using the copy command, the resources backed up using the copy command will also be output.

## Example

```
$ pgx_rcvall -l -D /database/inst1  
Date           Status   Dir                                     Resources backed up by the copy command  
2020-05-01 13:30:40 COMPLETE /backup/inst1/2020-05-01_13-30-40 pg_data,dbspace,indexspace
```

# 14.3 Recovery Using the Copy Command

To perform recovery using the copy command, in addition to performing the standard recovery procedure, it is also necessary to create a copy command, and then execute the pgx\_rcvall command specifying it. This section describes the procedure specific to using the copy command.

## Determining the backup area of the latest backup

Check the backup information file to determine the backup area used for the latest backup, and confirm that it is in a recoverable state.

Execute the pgx\_rcvall command with the --view-results-of-copying option to output the content of the backup information file.

## Example

```
$ pgx_rcvall -D /database/inst1 --view-results-of-copying
```

## Perform recovery

Execute the pgx\_rcvall command with the -Y option specifying the full path of the copy command for recovery created in step 3 of the preparation for backup described in "14.2 Backup Using the Copy Command".

The example below recover only some tablespaces, but not the database cluster, using the copy command.

## Example

```
$ pgx_rcvall -D /database/inst1 -B /backup/inst1 -Y '/database/command/recovery.sh'
```

## Point

If the latest backup was performed using the copy command, the `pgx_rcvall` command automatically recognizes which database resources were backed up using the copy command, or whether resources were backed up to the backup data storage destination. Therefore, recovery can be performed by simply executing the `pgx_rcvall` command specifying the copy command for recovery.

## See

Refer to "pgx\_rcvall" in the Reference for information on the command.

## 14.4 Copy Command Interface

The following types of copy command are available:

- Copy command for backup
- Copy command for recovery

This appendix describes the interface of each copy command.

### 14.4.1 Copy Command for Backup

#### Feature

User command called from the `pgx_dmpall` command.

#### Format

The syntax for calling the copy command from the `pgx_dmpall` command is described below.

If the operation mode is "prepare"

```
copyCommandName prepare 'pathOfBackupInfoFile' 'pathOfBackupTargetListFile'
```

If the operation mode is "backup"

```
copyCommandName backup
```

If the operation mode is "finalize"

```
copyCommandName finalize 'pathOfBackupInfoFile'
```

#### Argument

- Operation mode

| Mode    | Description  |
|---------|--|
| prepare | Implements the preparation process for backing up using the copy command.<br>Called before the PostgreSQL online backup mode is started. |
| backup  | Implements the backup process.<br>Called during the PostgreSQL online backup mode.   |

| Mode     | Description   |
|----------|---|
| finalize | Implements the backup completion process.<br>Called after the PostgreSQL online backup mode is completed. |

- Full path of the backup information file

Full path of the backup information file of the latest backup, enclosed in single quotation marks. If a backup has not been performed, specify ''.

- Full path of the backup target list file

Full path of the file containing the resources to be backed up using the copy command, enclosed in single quotation marks. One of the following is described in each resource name.

| Resource         | Description     |
|------------------|-----------------|
| Database cluster | pg_data         |
| Tablespace       | Tablespace name |



### Example

To back up the database cluster and the tablespaces dbspace and indexspace using the copy command, the file should contain the following:

```
pg_data
dbspace
indexspace
```



### Information

The encoding of resource names output to the backup target list file by the pgx\_dmpall command is the encoding used when this command connects to the database with auto specified for the client\_encoding parameter, and is dependent on the locale at the time of command execution.

The number of arguments vary depending on operation mode. The argument of each operation mode is as follows.

| Operation mode | First argument | Second argument                   | Third argument                    |
|----------------|----------------|-----------------------------------|-----------------------------------|
| prepare        | Operation mode | Backup information file path name | Backup target list file path name |
| backup         |                | None                              | None                              |
| finalize       |                | Backup information file path name |                                   |

Additionally, the access permissions for the backup information file and backup target list file are different depending on the operation mode. The access permissions of each operation mode are as follows.

| Operation mode | Backup information file                                      | Backup target list file                          |
|----------------|--|--|
| prepare        | Can be viewed by the instance administrator only             | Can be viewed by the instance administrator only |
| backup         | -  | -  |
| finalize       | Can be viewed and updated by the instance administrator only | -  |

### Return value



| Return value | Description   |
|--------------|---|
| 0            | Normal end<br>The pgx_dmpall command continues processing.  |
| Other than 0 | Abnormal end<br>The pgx_dmpall command terminates in error. |

## Description

- The copy command operates with the privileges of the operating system user who executed the pgx\_dmpall command. Therefore, grant copy command execution privileges to users who will execute the pgx\_dmpall command. Additionally, have the copy command change users as necessary.
- To write to the backup information file, use a method such as redirection from the copy command.
- Because the copy command is called for each mode, implement all processing for each one.
- To copy multiple resources simultaneously, have the copy command copy them in parallel.

## Note

- The backup information file and backup target list file cannot be deleted. Additionally, the privileges cannot be changed.
- Standard output and standard error output of the copy command are output to the terminal where the pgx\_dmpall command was executed.
- If the copy command becomes unresponsive, the pgx\_dmpall command will also become unresponsive. If the copy command is deemed to be unresponsive by the operating system, use an operating system command to forcibly stop it.
- Output the copy command execution trace and the result to a temporary file, so that if it terminates in error, the cause can be investigated at a later time.
- For prepare mode only, it is possible to use the PostgreSQL client application to access the database using the copy command. For all other modes, do not execute FUJITSU Enterprise Postgres commands or PostgreSQL applications.
- Enable the fsync parameter in postgresql.conf, because data on the shared memory buffer needs to have been already written to disk when backup starts.

## 14.4.2 Copy Command for Recovery

### Feature

User command called from the pgx\_rcvall command.

### Format

The syntax for calling the copy command from the pgx\_rcvall command is described below.

```
copyCommandName restore 'pathOfBackupInfoFile' 'pathOfBackupTargetListFile'
```

### Argument

- Operation mode

| Mode    | Description       |
|---------|-------------------|
| restore | Performs restore. |

- Full path of the backup information file

Full path of the backup information file, enclosed in single quotation marks.

- Full path of the backup target list file

Full path of the file containing the resources to be restored using the copy command, enclosed in single quotation marks.

The access permissions for the backup information file and backup target list file are as below.

| Backup information file                          | Backup target list file                          |
|--|--|
| Can be viewed by the instance administrator only | Can be viewed by the instance administrator only |

### Return value

| Return value | Description   |
|--------------|---|
| 0            | Normal end<br>The pgx_rcvall command continues processing.  |
| Other than 0 | Abnormal end<br>The pgx_rcvall command terminates in error. |

### Description

- The copy command operates with the privileges of the operating system user who executed the pgx\_rcvall command. Therefore, grant copy command execution privileges to users who will execute the pgx\_rcvall command. Additionally, have the copy command change users as necessary.
- The copy command is called once only in restore mode.
- To copy multiple resources simultaneously, have the copy command copy them in parallel.

### Note

- The backup information file and backup target list file cannot be deleted. Additionally, the privileges cannot be changed.
- Standard output and standard error output of the copy command are output to the terminal where the pgx\_rcvall command was executed.
- If the copy command becomes unresponsive, the pgx\_rcvall command will also become unresponsive. If the status of the copy command is deemed to be unresponsive by the operating system, use an operating system command to forcibly stop it.
- Output the copy command execution trace and the result to a temporary file, so that if it terminates in error, the cause can be investigated at a later time.
- Do not execute FUJITSU Enterprise Postgres commands or PostgreSQL applications in the copy command.
- There may be files and directories not required for recovery using the archive log included in the backup, such as postmaster.pid, pg\_wal/*subdirectory* and pg\_replslot in the database cluster. If such unnecessary files and directories exist, have the copy command delete them after the restore.

# Chapter 15 WAL Compression for Streaming Replication

WAL compression for streaming replication feature is a feature of FUJITSU Enterprise Postgres that compresses the WAL sent during streaming replication.

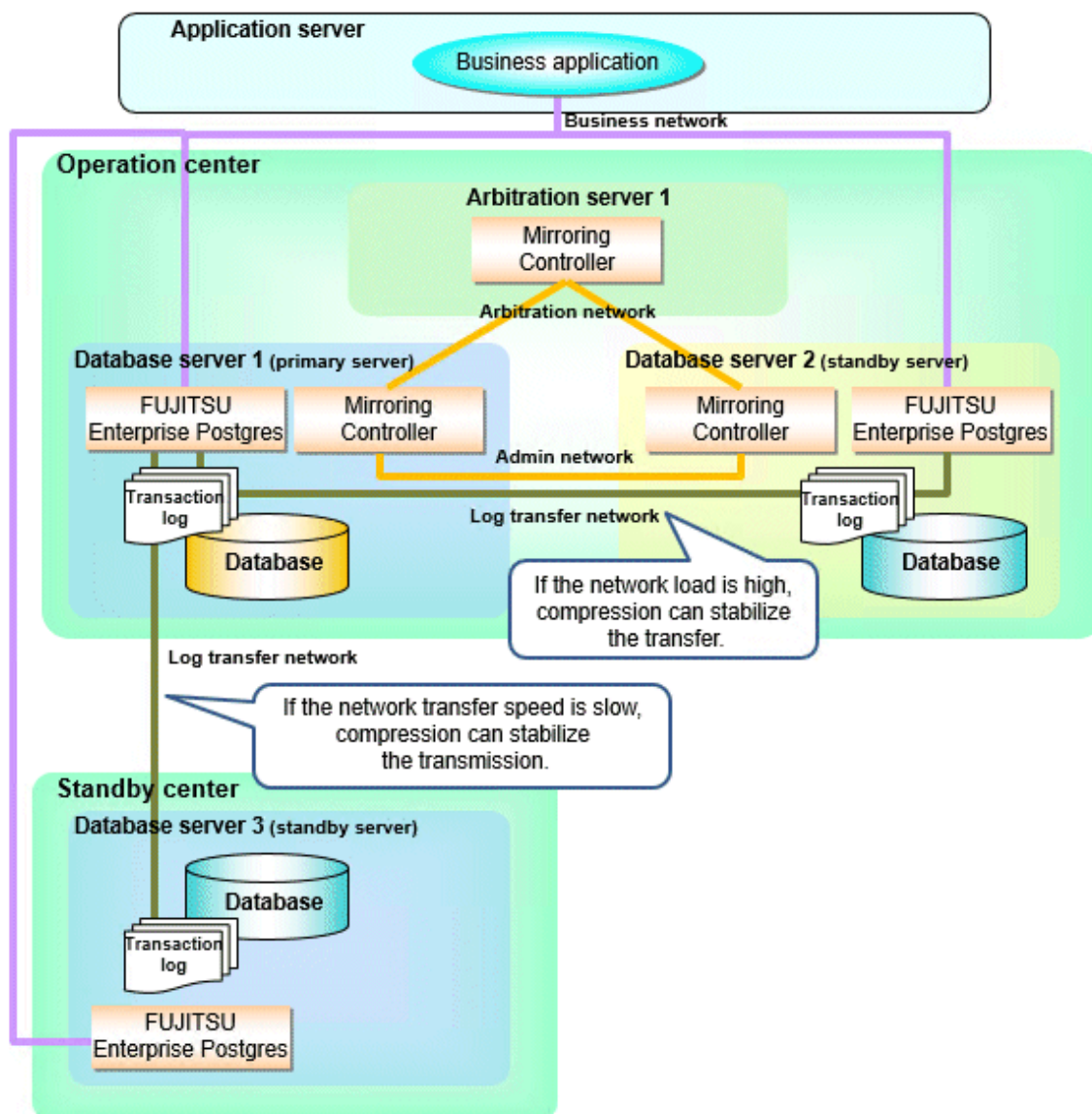
## 15.1 Usage

Describes how to use WAL compression for streaming replication feature.

### 15.1.1 Deciding Whether to Enable the WAL Compression for Streaming Replication Feature

This feature compresses WAL of streaming replication by zlib library. This reduces the load on the network, so it prevents the occurrence of streaming replication delay due to network bottlenecks. This is especially effective in environments where the network transfer speed is slow, such as when transferring data to a disaster prevention environment.

The compression/decompression process works by enabling the feature, so the throughput may decrease when the network is fast and the load is low. Therefore, it is necessary to judge the effectiveness in advance.



## Note

This feature does not support logical replication.

## See

zEnterprise Data Compression (zEDC) is available for zlib compression. Refer to "[Appendix K Utilize zEnterprise Data Compression \(zEDC\)](#)" for more information.

## 15.1.2 Enabling WAL Compression for Streaming Replication Feature

To enable the WAL compression for streaming replication feature, set the `streaming_wal_compression` parameter.

| Parameter Name                         | Description  |
|--|--|
| <code>streaming_wal_compression</code> | Specifies that you want to send a compressed WAL by streaming replication.<br>-1: Compress at zlib's default compression level<br>0: Uncompressed<br>1-9: Compress at specified compression level, 9 is high compression<br>Default is uncompressed. |

## Example

Here is an example `postgresql.conf` configuration:

```
streaming_wal_compression = 1
```

## Note

Using zEDC for compression / decompression speeds up compression / decompression.

Because compression is performed on the primary server, if you want to compress using zEDC, you set zEDC on primary server.

Because decompression is performed on the standby server, if you want to decompress using zEDC, you set zEDC on standby server.

Refer to the IBM documentation for information on configuring the zEDC.

# Chapter 16 Actions when an Error Occurs

This chapter describes the actions to take when an error occurs in the database or an application, while FUJITSU Enterprise Postgres is operating.

Depending on the type of error, it may be necessary to recover the database cluster. The recovery process recovers the following resources:

- Data storage destination
- Transaction log storage destination (if the transaction log is stored in a separate disk from the data storage destination)
- Backup data storage destination

## Note

Even if a disk is not defective, the same input-output error messages, as those generated when the disk is defective, may be output. The recovery actions differ for these error messages.

Check the status of the disk, and select one of the following actions:

- If the disk is defective

Refer to "[16.1 Recovering from Disk Failure \(Hardware\)](#)", and take actions accordingly.

- If the disk is not defective

Refer to "[16.14 I/O Errors Other than Disk Failure](#)", and take actions accordingly.

A few examples of errors generated even if the disk is not defective include:

- Network error with an external disk
- Errors caused by power failure or mounting issues

## Determining the cause of an error

If an error occurs, refer to the WebAdmin message and the server log, and determine the cause of the error.

## See

Refer to "Configuring Parameters" in the Installation and Setup Guide for Server for information on server logs.

## Approximate recovery time

The formulas for deriving the approximate recovery time of resources in each directory are given below.

If using the copy command with the `pgx_rcvall` command, the recovery time will depend on the implementation of the copy command.

- Data storage destination or transaction log storage destination

$$\text{Recovery time} = (\text{usageByTheDataStorageDestination} + \text{usageByTheTransactionLogStorageDestination}) / \text{diskWritePerformance} \times 1.5$$

- *usageByTheDataStorageDestination*: Disk space used by the database cluster
- *usageByTheTransactionLogStorageDestination*: Disk space used by the transaction log stored outside the database cluster
- *diskWritePerformance*: Measured maximum data volume (bytes/second) that can be written per second in the system environment where the operation is performed
- 1.5: Coefficient assuming the time excluding disk write, which is the most time-consuming step

- Backup data storage destination

$$\text{Recovery time} = \frac{\text{usageByTheBackupDataStorageDestination}}{\text{diskWritePerformance}} \times 1.5 \times \text{EffectOfCompression}$$

- *usageByTheBackupDataStorageDestination*: Disk space used by the backup data (If compressed, the amount of disk space when decompressed. If you do not know the decompression size, calculate it by the disk space of the database cluster.)
- *diskWritePerformance*: Measured maximum data volume (bytes/second) that can be written per second in the system environment where the operation is performed
- 1.5: Coefficient assuming the time excluding disk write, which is the most time-consuming step
- *EffectOfCompression*: Specify 0.6 for compression or 1 for no compression

## 16.1 Recovering from Disk Failure (Hardware)

This section describes how to recover database clusters to a point immediately before failure, if a hardware failure occurs in the data storage disk or the backup data storage disk.

There are two methods of recovery:

- [16.1.1 Using WebAdmin](#)
- [16.1.2 Using Server Command](#)

### Point

Back up the database cluster after recovering it. Backup deletes obsolete archive logs (transaction logs copied to the backup data storage destination), freeing up disk space and reducing the recovery time.

### 16.1.1 Using WebAdmin

Recover the database cluster by following the appropriate recovery procedure below for the disk where the failure occurred.

#### Note

Recovery operation cannot be performed on an instance that is part of a streaming replication cluster in standby mode.

If disk failure occurs on a standby instance, it may be necessary to delete and re-create the instance.

Recovery operation can be performed on an instance that is part of a streaming replication cluster in "Master" mode. If a recovery operation is performed on a master instance, it will break the replication cluster and streaming replication will stop between the master instance and all its standby instances. In such an event, the standby instances can be promoted to standalone instances or can be deleted and re-created.

#### If failure occurred in the data storage disk or the transaction log storage disk

Follow the procedure below to recover the data storage disk or the transaction log storage disk.

1. Stop applications
  - Stop applications that are using the database.
2. Stop the instance
  - Stop the instance. Refer to "[2.1.1 Using WebAdmin](#)" for information on how to stop an instance. WebAdmin automatically stops instances if recovery of the database cluster is performed without stopping the instance.
3. Recover the failed disk
  - Replace the disk, and then recover the volume configuration information.

4. Create a tablespace directory

If a tablespace was defined after backup, create a directory for it.

5. Recover the keystore, and enable automatic opening of the keystore

Do the following if the data in the database has been encrypted:

- Restore the keystore to its state at the time of the database backup.
- Enable automatic opening of the keystore.

6. Recover the database cluster

Log in to WebAdmin, and in the [Instances] tab, click [Solution] for the error message in the lower-right corner.

7. Run recovery

In the [Restore Instance] dialog box, click [Yes].

Instance restore is performed. An instance is automatically started when recovery is successful.

 Note

WebAdmin does not support recovery of hash index. If you are using a hash index, then after recovery, execute the REINDEX command to rebuild it. Use of hash indexes is not recommended.

8. Resume applications

Resume applications that are using the database.

 Point

WebAdmin may be unable to detect disk errors, depending on how the error occurred.

If this happens, refer to "[16.10.3 Other Errors](#)" to perform recovery.

### If failure occurred on the backup data storage disk

Follow the procedure below to recover the backup data storage disk.

1. Recover the failed disk

Replace the disk, and then recover the volume configuration information.

2. Recover the backup data

Log in to WebAdmin, and in the [Instances] tab, click [Solution] for the error message.

3. Run backup

Perform backup to enable recovery of the backup data. In the [Backup] dialog box, click [Yes]. The backup is performed. An instance is automatically started when backup is performed.

 Point

If you click [Recheck the status], the resources in the data storage destination and the backup data storage destination are reconfirmed. As a result, the following occurs:

- If an error is not detected

The status of the data storage destination and the backup data storage destination returns to normal, and it is possible to perform operations as usual.

- If an error is detected

An error message is displayed in the message list again. Click [Solution], and resolve the problem by following the resolution for the cause of the error displayed in the dialog box.

---

## 16.1.2 Using Server Command

---

Recover the database cluster by following the appropriate recovery procedure below for the disk where the failure occurred.

### If failure occurred on the data storage disk or the transaction log storage directory

Follow the procedure below to recover the data storage disk or the transaction log storage directory.

1. Stop applications

Stop applications that are using the database.

2. Stop the instance

Stop the instance, refer to "2.1.2 Using Server Commands" for details.

If the instance fails to stop, refer to "16.11 Actions in Response to Failure to Stop an Instance".

3. Recover the failed disk

Replace the disk, and then recover the volume configuration information.

4. Create a storage destination directory

- If failure occurred on the data storage disk

Create a data storage destination directory. If a tablespace was defined, also create a directory for it.

- If failure occurred on the translation log storage disk

Create a transaction log storage destination directory.

#### Example

To create a data storage destination directory:

```
$ mkdir /database/inst1
$ chown fsepuser:fsepuser /database/inst1
$ chmod 700 /database/inst1
```



Refer to "Preparing Directories to Deploy Resources" under "Setup" in the Installation and Setup Guide for Server for information on how to create a storage directory.

5. Recover the keystore, and enable automatic opening of the keystore

When the data in the database has been encrypted, restore the keystore to its state at the time of the database backup. Configure automatic opening of the keystore as necessary.

6. Recover the database cluster

Recover the database cluster using the backup data.

Specify the following in the `pgx_rcvall` command:

- Specify the data storage location in the `-D` option. If the `-D` option is omitted, the value of the `PGDATA` environment variable is used by default.
- Specify the backup data storage location in the `-B` option.

#### Example

```
> pgx_rcvall -D /database/inst1 -B /backup/inst1
```



## Note

If recovery fails, remove the cause of the error in accordance with the displayed error message and then re-execute the `pgx_rcvall` command.

If the message "pgx\_rcvall: an error occurred during recovery" is displayed, then the log recorded when recovery was executed is output after this message. The cause of the error is output in around the last fifteen lines of the log, so remove the cause of the error in accordance with the message and then re-execute the `pgx_rcvall` command.

The following message displayed during recovery is output as part of normal operation of `pgx_rcvall` command (therefore the user does not need not be concerned).

```
FATAL: the database system is starting up
```

### 7. Start the instance

Start the instance.

Refer to "[2.1.2 Using Server Commands](#)" for information on how to start an instance.

### 8. Resume applications

Resume applications that are using the database.

## If failure occurred on the backup data storage disk

The procedure for recovering the backup data storage disk is described below.

There are two methods of taking action:

- Performing recovery while the instance is active
- Stopping the instance before performing recovery

The following table shows the different steps to be performed depending on whether you stop the instance.

| No | Step   | Instance stopped |     |
|----|--|------------------|-----|
|    |  | No               | Yes |
| 1  | Confirm that transaction log mirroring has stopped | Y                | N   |
| 2  | Stop output of archive logs                        | Y                | N   |
| 3  | Stop applications                                  | N                | Y   |
| 4  | Stop the instance                                  | N                | Y   |
| 5  | Recover the failed disk                            | Y                | Y   |
| 6  | Create a backup data storage destination directory | Y                | Y   |
| 7  | Resume output of archive logs                      | Y                | N   |
| 8  | Resume transaction log mirroring                   | Y                | N   |
| 9  | Start the instance                                 | N                | Y   |
| 10 | Run backup   | Y                | Y   |
| 11 | Resume applications                                | N                | Y   |

Y: Required

N: Not required

The procedure is as follows:

If an instance has not been stopped

1. Confirm that transaction log mirroring has stopped

Use the following SQL function to confirm that transaction log mirroring has stopped.

```
postgres=# SELECT pgx_is_wal_multiplexing_paused();
pgx_is_wal_multiplexing_paused
-----
t
(1 row)
```

If transaction log mirroring has not stopped, then stop it using the following SQL function.

```
postgres=# SELECT pgx_pause_wal_multiplexing();
LOG:  multiplexing of transaction log files has been stopped
pgx_pause_wal_multiplexing
-----
(1 row)
```

2. Stop output of archive logs

Transaction logs may accumulate during replacement of backup storage disk, and if the data storage disk or the transaction log storage disk becomes full, there is a risk that operations may not be able to continue.

To prevent this, use the following methods to stop output of archive logs.

- Changing `archive_command`

Specify a command that will surely complete normally, such as "echo skipped archiving WAL file %f" or "/bin/true", so that archive logs will be regarded as having been output.

If you specify echo, a message is output to the server log, so it may be used as a reference when you conduct investigations.

- Reload the configuration file

Execute the `pg_ctl reload` command or the `pg_reload_conf` SQL function to reload the configuration file.

If you simply want to stop output of errors without the risk that operations will not be able to continue, specify an empty string ("") in `archive_command` and reload the configuration file.

3. Recover the failed disk

Replace the disk, and then recover the volume configuration information.

4. Create a backup data storage destination

Create a backup data storage destination.

Example

```
$ mkdir /database/inst1
$ chown fsepuser:fsepuser /database/inst1
$ chmod 700 /database/inst1
```

Refer to "[3.2.2 Using Server Commands](#)" for information on how to create a backup data storage destination.

5. Resume output of archive logs

Return the `archive_command` setting to its original value, and reload the configuration file.

6. Resume transaction log mirroring

Execute the `pgx_resume_wal_multiplexing` SQL function.

Example

```
SELECT pgx_resume_wal_multiplexing()
```

## 7. Run backup

Use the `pgx_dmpall` command to back up the database cluster.

Specify the following value in the `pgx_dmpall` command:

- Specify the data storage destination in the `-D` option. If the `-D` option is omitted, the value of the `PGDATA` environment variable is used by default.

Example

```
> pgx_dmpall -D /database/inst1
```

If an instance has been stopped

### 1. Stop applications

Stop applications that are using the database.

### 2. Stop the instance

Stop the instance. Refer to "[2.1.2 Using Server Commands](#)" for details.

If the instance fails to stop, refer to "[16.11 Actions in Response to Failure to Stop an Instance](#)".

### 3. Recover the failed disk

Replace the disk, and then recover the volume configuration information.

### 4. Create a backup data storage destination

Create a backup data storage destination.

Example

```
# mkdir /backup/inst1
# chown fsepuser:fsepuser /backup/inst1
# chmod 700 /backup/inst1
```

Refer to "[3.2.2 Using Server Commands](#)" for details.

### 5. Start the instance

Start the instance. Refer to "[2.1.2 Using Server Commands](#)" for information on how to start an instance.

### 6. Run backup

Use the `pgx_dmpall` command to back up the database cluster.

Specify the following value in the `pgx_dmpall` command:

- Specify the data storage destination in the `-D` option. If the `-D` option is omitted, the value of the `PGDATA` environment variable is used by default.

Example

```
> pgx_dmpall -D /database/inst1
```

### 7. Resume applications

Resume applications that are using the database.



See

- Refer to "`pgx_rcvall`" and "`pgx_dmpall`" in the Reference for information on the `pgx_rcvall` command and `pgx_dmpall` command.
- Refer to "Write Ahead Log" under "Server Administration" in the PostgreSQL Documentation for information on `archive_command`.
- Refer to "[B.1 WAL Mirroring Control Functions](#)" for information on `pgx_resume_wal_multiplexing`.

## 16.2 Recovering from Data Corruption

---

If data in a disk is logically corrupted and the database does not operate properly, you can recover the database cluster to its state at the time of backup.

There are two methods of recovery:

- [16.2.1 Using WebAdmin](#)
- [16.2.2 Using the `pgx\_rcvall` Command](#)



- Back up the database cluster after recovering it. Backup deletes obsolete archive logs (transaction logs copied to the backup data storage destination), freeing up disk space and reducing the recovery time.
- If you recover data to a point in the past, a new time series (database update history) will start from that recovery point. When recovery is complete, the recovery point is the latest point in the new time series. When you subsequently recover data to the latest state, the database update is re-executed on the new time series.

### 16.2.1 Using WebAdmin

---

If using WebAdmin, recover the data to the point immediately prior to data corruption by using the backup data.

Refer to "[16.1.1 Using WebAdmin](#)" for details.

### 16.2.2 Using the `pgx_rcvall` Command

---

Recover the database cluster by specifying in the `pgx_rcvall` command the date and time of the backup you want to read from. Then re-execute the transaction as required to recover the data.

Follow the procedure below to recover the data storage disk.

1. Stop applications

Stop applications that are using the database.

2. Stop the instance

Stop the instance. Refer to "[2.1.2 Using Server Commands](#)" for information on how to stop an instance.

If the instance fails to stop, refer to "[16.11 Actions in Response to Failure to Stop an Instance](#)".

3. Confirm the backup date and time

Execute the `pgx_rcvall` command to confirm the backup data saved in the backup data storage destination, and determine a date and time prior to data corruption.

Specify the following values in the `pgx_rcvall` command:

- Specify the data storage destination in the `-D` option. If the `-D` option is omitted, the value of the `PGDATA` environment variable is used by default.
- Specify the backup storage directory in the `-B` option.
- The `-l` option displays the backup data information.

**Example**

```
> pgx_rcvall -D /database/inst1 -B /backup/inst1 -l
Date           Status        Dir
2020-05-20 10:00:00  COMPLETE     /backup/inst1/2020-05-20_10-00-00
```

4. Recover the keystore, and enable automatic opening of the keystore

When the data in the database has been encrypted, restore the keystore to its state at the time of the database backup. Configure automatic opening of the keystore as necessary.

## 5. Recover the database cluster

Use the `pgx_rcvall` command to recover the database cluster.

Specify the following values in the `pgx_rcvall` command:

- Specify the data storage destination in the `-D` option. If the `-D` option is omitted, the value of the `PGDATA` environment variable is used by default.
- Specify the backup storage directory in the `-B` option.
- Specify the recovery date and time in the `-e` option.

### Example

In the following examples, "May 20, 2020 10:00:00" is specified as the recovery time.

```
> pgx_rcvall -D /database/inst1 -B /backup/inst1 -e '2020-05-20 10:00:00'
```

### Note

If recovery fails, remove the cause of the error in accordance with the displayed error message and then re-execute the `pgx_rcvall` command.

If the message "`pgx_rcvall: an error occurred during recovery`" is displayed, then the log recorded when recovery was executed is output after this message. The cause of the error is output in around the last fifteen lines of the log, so remove the cause of the error in accordance with the message and then re-execute the `pgx_rcvall` command.

The following message displayed during recovery is output as part of normal operation of `pgx_rcvall` command (therefore the user does not need not be concerned).

```
FATAL: the database system is starting up
```

## 6. Start the instance

Start the instance. Refer to "[2.1.2 Using Server Commands](#)" for information on how to start an instance.

If necessary, re-execute transaction processing from the specified recovery time, and then resume database operations.

### Note

The `pgx_rcvall` command cannot accurately recover a hash index. If you are using a hash index, wait for the instance to start and then execute the `REINDEX` command for the appropriate index.

## 7. Resume applications

Resume applications that are using the database.

### See

Refer to "`pgx_rcvall`" in the Reference for information on the `pgx_rcvall` command.

## 16.3 Recovering from an Incorrect User Operation

This section describes how to recover database clusters when data has been corrupted due to erroneous user operations.

There are two methods of recovery:

- [16.3.1 Using WebAdmin](#)
- [16.3.2 Using the `pgx\_rcvall` Command](#)

## Note

- Back up the database cluster after recovering it. Backup deletes obsolete archive logs (transaction logs copied to the backup data storage destination), freeing up disk space and reducing the recovery time.
- If you recover data to a point in the past, a new time series (database update history) will start from that recovery point. When recovery is complete, the recovery point is the latest point in the new time series. When you subsequently recover data to the latest state, the database update is re-executed on the new time series.
- An effective restore point is one created on a time series for which you have made a backup. That is, if you recover data to a point in the past, you cannot use any restore points set after that recovery point. Therefore, once you manage to recover your target past data, make a backup.

## 16.3.1 Using WebAdmin

---

You can use WebAdmin to recover data to a backup point.

## Note

Recovery operation cannot be performed on an instance that is part of a streaming replication cluster in standby mode.

If disk failure occurs on a standby instance, it may be necessary to delete and re-create the instance.

Recovery operation can be performed on an instance that is part of a streaming replication cluster in "Master" mode. If a recovery operation is performed on a master instance, it will break the replication cluster and streaming replication will stop between the master instance and all its standby instances. In such an event, the standby instances can be promoted to standalone instances or can be deleted and re-created.

Follow the procedure below to recover the data in the data storage disk.

### 1. Stop applications

Stop applications that are using the database.

### 2. Stop the instance


Stop the instance. Refer to "[2.1.1 Using WebAdmin](#)" for information on how to stop an instance.

### 3. Recover the keystore, and enable automatic opening of the keystore

Do the following if the data in the database has been encrypted:

- Restore the keystore to its state at the time of the database backup.
- Enable automatic opening of the keystore.

### 4. Recover the database cluster

Log in to WebAdmin, and in the [Instances] tab, select the instance to be recovered and click .

### 5. Recover to the backup point

In the [Restore Instance] dialog box, click [Yes].

Recovery is performed. An instance is automatically started when recovery is successful.

## Note

WebAdmin cannot accurately recover a hash index. If you are using a hash index, then after recovery, execute the REINDEX command for the appropriate index.

### 6. Resume database operations

If necessary, re-execute transaction processing from the backup point to when an erroneous operation was performed, and then resume database operations.

## 16.3.2 Using the pgx\_rcvall Command

The `pgx_rcvall` command recovers database clusters to the restore point created with the server command. Refer to "Setting a restore point" in "3.2.2 Using Server Commands" for information on how to create a restore point.

Follow the procedure below to recover the data in the data storage disk.

1. Stop applications

Stop applications that are using the database.

2. Stop the instance

Stop the instance. Refer to "2.1.2 Using Server Commands" for information on how to stop an instance.

If the instance fails to stop, refer to "16.11 Actions in Response to Failure to Stop an Instance".

3. Confirm the restore point

Execute the `pgx_rcvall` command to confirm the backup data saved in the backup data storage destination, and use a restore point recorded in an arbitrary file, as explained in "3.2.2 Using Server Commands", to determine a restore point prior to the erroneous operation.

Specify the following values in the `pgx_rcvall` command:

- Specify the data storage destination in the `-D` option. If the `-D` option is omitted, the value of the `PGDATA` environment variable is used by default.
- Specify the backup data storage destination in the `-B` option.
- The `-l` option displays the backup data information.

### Example

```
> pgx_rcvall -D /database/inst1 -B /backup/inst1 -l
Date                Status            Dir
2020-05-01 10:00:00 COMPLETE         /backup/inst1/2020-05-01_10-00-00
```

4. Recover the keystore, and enable automatic opening of the keystore

When the data in the database has been encrypted, restore the keystore to its state at the time of the database backup. Configure automatic opening of the keystore as necessary.

5. Recover the database cluster

Use the `pgx_rcvall` command to recover the database cluster.

Specify the following values in the `pgx_rcvall` command:

- Specify the data storage destination in the `-D` option. If the `-D` option is omitted, the value of the `PGDATA` environment variable is used by default.
- Specify the backup data storage destination in the `-B` option.
- The `-n` option recovers the data to the specified restore point.

### Example

The following example executes the `pgx_rcvall` command with the restore point "batch\_20200503\_1".

```
> pgx_rcvall -D /database/inst1 -B /backup/inst1 -n batch_20200503_1
```

### Note

If recovery fails, remove the cause of the error in accordance with the displayed error message and then re-execute the `pgx_rcvall` command.

If the message "pgx\_rcvall: an error occurred during recovery" is displayed, then the log recorded when recovery was executed is output after this message. The cause of the error is output in around the last fifteen lines of the log, so remove the cause of the error in accordance with the message and then re-execute the `pgx_rcvall` command.

The following message displayed during recovery is output as part of normal operation of `pgx_rcvall` (therefore the user does not need not be concerned).

```
FATAL: the database system is starting up
```

## 6. Start the instance

Start the instance.

Refer to "2.1.2 Using Server Commands" for information on how to start an instance.

### Note

The `pgx_rcvall` command cannot accurately recover a hash index. If you are using a hash index, wait for the instance to start and then execute the `REINDEX` command for the appropriate index.

## 7. Restart operation of the database

If necessary, re-execute transaction processing from the specified recovery time to the point when an erroneous operation was performed, and then resume database operations.

### See

Refer to "pgx\_rcvall" in the Reference for information on the `pgx_rcvall` command.

## 16.4 Actions in Response to an Application Error

If there is a connection from a client that has been in the waiting state for an extended period, you can minimize performance degradation of the database by closing the problematic connection.

The following methods are available for identifying a connection to be closed:

- `view(pg_stat_activity)` (refer to "16.4.1 When using the view (`pg_stat_activity`)")
- `ps` command (refer to "16.4.2 Using the `ps` Command")

Use the system management function (`pg_terminate_backend`) to disconnect connections.

### 16.4.1 When using the view (`pg_stat_activity`)

When using the view (`pg_stat_activity`), follow the procedure below to close a connection.

1. Use `psql` command to connect to the postgres database.

```
> psql postgres
psql (13.1)
Type "help" for help.
```

2. Close connections from clients that have been in the waiting state for an extended period.

Use `pg_terminate_backend()` to close connections that have been trying to connect for an extended period.

However, when considering continued compatibility of applications, do not reference or use system catalogs and functions directly in SQL statements. Refer to "Notes on Application Compatibility" in the Application Development Guide for details.

#### Example

The following example closes connections where the client has been in the waiting state for at least 60 minutes.

```
select pid,username,application_name,client_hostname,pg_terminate_backend(pid) from
pg_stat_activity where state='idle in transaction' and current_timestamp > cast(query_start +
interval '60 minutes' as timestamp);
-[ RECORD 1 ]-----+-----
```



```
pid                | 4684
username           | fsepuser
application_name   | apl1
client_addr        | 192.11.11.1
pg_terminate_backend | t
```



See

- Refer to "System Administration Functions" under "The SQL Language" in the PostgreSQL Documentation for information on `pg_terminate_backend`.
- Refer to "Notes on Application Compatibility" in the Application Development Guide for information on how to maintain application compatibility.

## 16.4.2 Using the `ps` Command

Follow the procedure below to close a connection using a standard Unix tool (`ps` command).

1. Execute the `ps` command.

Note that "`<x>`" indicates the product version.

```
> ps axwfo user,pid,ppid,TTY,command | grep postgres
fsepuser 19174 18027 pts/1                \_ grep postgres
fsepuser 20517      1 ?          /opt/fsepv<x>server64/bin/postgres -D /disk01/data
fsepuser 20518 20517 ?          \_ postgres: logger
fsepuser 20520 20517 ?          \_ postgres: checkpointer
fsepuser 20521 20517 ?          \_ postgres: background writer
fsepuser 20522 20517 ?          \_ postgres: walwriter
fsepuser 20523 20517 ?          \_ postgres: autovacuum launcher
fsepuser 20524 20517 ?          \_ postgres: archiver
fsepuser 20525 20517 ?          \_ postgres: stats collector
fsepuser 18673 20517 ?          \_ postgres: fsepuser postgres 192.168.100.1(49448) idle
fsepuser 16643 20517 ?          \_ postgres: fsepuser db01 192.168.100.11(49449) UPDATE waiting
fsepuser 16644 20517 ?          \_ postgres: fsepuser db01 192.168.100.12(49450) idle in transaction
```

Process ID 16643 may be a connection that was established a considerable time ago by the UPDATE statement, or a connection that has occupied resources (waiting).

2. Close connections from clients that have been in the waiting state for an extended period.

Use `pg_terminate_backend()` to close the connection with the process ID identified in step 1 above.

The example below disconnects the process with ID 16643.

However, when considering continued compatibility of applications, do not reference or use system catalogs and functions directly in SQL statements.

```
postgres=# SELECT pg_terminate_backend (16643);
pg_terminate_backend
-----
t
(1 row)
```



See

- Refer to "System Administration Functions" under "The SQL Language" in the PostgreSQL Documentation for information on `pg_terminate_backend`.

- Refer to "Notes on Application Compatibility" in the Application Development Guide for information on how to maintain application compatibility.

---

## 16.5 Actions in Response to an Access Error

---

If access is denied, grant privileges allowing the instance administrator to operate the following directories, and then re-execute the operation. Also, refer to the event log and the server log, and confirm that the file system has not been mounted as read-only due to a disk error. If the file system has been mounted as read-only, mount it properly and then re-execute the operation.

- Data storage destination
- Tablespace storage destination
- Transaction log storage destination
- Backup data storage destination



Refer to "Preparing Directories to Deploy Resources" under "Setup" in the Installation and Setup Guide for Server for information on the privileges required for the directory.

---

## 16.6 Actions in Response to Insufficient Space on the Data Storage Destination

---

If the data storage destination runs out of space, check if the disk contains any unnecessary files and delete them so that operations can continue.

If deleting unnecessary files does not solve the problem, you must migrate data to a disk with larger capacity.

There are two methods of migrating data:

- [16.6.1 Using a Tablespace](#)
- [16.6.2 Replacing the Disk with a Larger Capacity Disk](#)

---

### 16.6.1 Using a Tablespace

---

FUJITSU Enterprise Postgres enables you to use a tablespace to change the storage destination of database objects, such as tables and indexes, to a different disk.

The procedure is as follows:

1. Create a tablespace  
Use the CREATE TABLESPACE command to create a new tablespace in the prepared disk.
2. Modify the tablespace  
Use the ALTER TABLE command to modify tables for the newly defined tablespace.



Refer to "SQL Commands" under "Reference" in the PostgreSQL Documentation for information on the CREATE TABLESPACE command and ALTER TABLE command.

---

### 16.6.2 Replacing the Disk with a Larger Capacity Disk

---

Before replacing the disk with a larger capacity disk, migrate resources at the data storage destination using the backup and recovery features.

There are two methods of performing backup and recovery:

- [16.6.2.1 Using WebAdmin](#)
- [16.6.2.2 Using Server Commands](#)

The following sections describe procedures that use each of these methods to replace the disk and migrate resources at the data storage destination.



### Note

- Before replacing the disk, stop applications and instances that are using the database.
- It is recommended that you back up the database cluster following recovery. Backup deletes obsolete archive logs (transaction logs copied to the backup data storage destination), freeing up disk space and reducing the recovery time.

## 16.6.2.1 Using WebAdmin

Follow the procedure below to replace the disk and migrate resources at the data storage destination by using WebAdmin.

### 1. Back up files

If the disk at the data storage destination contains any required files, back up the files. It is not necessary to back up the data storage destination.

### 2. Stop applications

Stop applications that are using the database.

### 3. Back up the database cluster

Back up the latest resources at the data storage destination. Refer to "[3.2.1 Using WebAdmin](#)" for details.

### 4. Stop the instance

Stop the instance. Refer to "[2.1.1 Using WebAdmin](#)" for information on how to stop an instance.

### 5. Replace with a larger capacity disk

Replace the disk. Then, recover the volume configuration information.

### 6. Recover the database cluster

Log in to WebAdmin, and perform recovery operations. Refer to steps 4 ("Create a tablespace directory") to 7 ("Run recovery") under "If failure occurred in the data storage disk or the transaction log storage disk" in "[16.1.1 Using WebAdmin](#)" for information on the procedure. An instance is automatically started when recovery is successful.

### 7. Resume applications

Resume applications that are using the database.

### 8. Restore the files

Restore the files backed up in step 1.

## 16.6.2.2 Using Server Commands

Follow the procedure below to replace the disk and migrate resources at the data storage destination by using server commands.

### 1. Back up files

If the disk at the data storage destination contains any required files, back up the files. It is not necessary to back up the data storage destination.

### 2. Stop applications

Stop applications that are using the database.

3. Back up the database cluster

Back up the latest resources at the data storage destination. Refer to "3.2.2 Using Server Commands" for details.

4. Stop the instance

After backup is complete, stop the instance. Refer to "2.1.2 Using Server Commands" for information on how to stop an instance.

If the instance fails to stop, refer to "16.11 Actions in Response to Failure to Stop an Instance".

5. Replace with a larger capacity disk

Replace the disk. Then, recover the volume configuration information.

6. Create a data storage destination

Create a data storage destination. If a tablespace was defined, also create a directory for it.

Example

```
$ mkdir /database/inst1
$ chown fsepuser:fsepuser /database/inst1
$ chmod 700 /database/inst1
```

7. Recover the keystore, and enable automatic opening of the keystore

When the data in the database has been encrypted, restore the keystore to its state at the time of the database backup. Configure automatic opening of the keystore as necessary.

8. Recover the database cluster

Use the `pgx_rcvall` command to recover the database cluster.

- Specify the data storage destination in the `-D` option. If the `-D` option is omitted, the value of the `PGDATA` environment variable is used by default.
- Specify the backup storage directory in the `-B` option.

Example

```
> pgx_rcvall -D /database/inst1 -B /backup/inst1
```

 Note

If recovery fails, remove the cause of the error in accordance with the displayed error message and then re-execute the `pgx_rcvall` command.

If the message "pgx\_rcvall: an error occurred during recovery" is displayed, then the log recorded when recovery was executed is output after this message. The cause of the error is output in around the last fifteen lines of the log, so remove the cause of the error in accordance with the message and then re-execute the `pgx_rcvall` command.

The following message displayed during recovery is output as part of normal operation of `pgx_rcvall` (therefore the user does not need not be concerned).

```
FATAL: the database system is starting up
```

 See

Refer to "pgx\_rcvall" in the Reference for information on the `pgx_rcvall` command.

9. Start the instance

Start the instance.

Refer to "2.1.2 Using Server Commands" for information on how to start an instance.



## Note

The `pgx_rcvall` command cannot accurately recover a hash index. If you are using a hash index, wait for the `pgx_rcvall` command to end and then execute the `REINDEX` command for the appropriate index.

### 10. Resume applications

Resume applications that are using the database.

### 11. Restore files

Restore the files backed up in step 1.

## 16.7 Actions in Response to Insufficient Space on the Backup Data Storage Destination

If space runs out on the backup data storage destination, check if the disk contains any unnecessary files and delete them, and then make a backup as required.

If deleting unnecessary files does not solve the problem, take the following action:

- [16.7.1 Temporarily Saving Backup Data](#)
- [16.7.2 Replacing the Disk with a Larger Capacity Disk](#)

### 16.7.1 Temporarily Saving Backup Data

This method involves temporarily moving backup data to a different directory, saving it there, and securing disk space on the backup data storage destination so that a backup can be made normally.

Use this method if you need time to prepare a larger capacity disk.

If space runs out on the backup data storage destination, archive logs can no longer be stored in the backup data storage destination. As a result, transaction logs continue to accumulate in the data storage destination or the transaction log storage destination.

If action is not taken soon, the transaction log storage destination will become full, and operations may not be able to continue.

To prevent this, secure space in the backup data storage destination, so that archive logs can be stored.

There are two methods of taking action:

- [16.7.1.1 Using WebAdmin](#)
- [16.7.1.2 Using Server Commands](#)

#### 16.7.1.1 Using WebAdmin

Follow the procedure below to recover the backup data storage disk.

##### 1. Temporarily save backup data

Move backup data to a different directory and temporarily save it, and secure space in the backup data storage destination directory.

The reason for saving the backup data is so that the data in the data storage destination can be recovered even if it is corrupted before you perform recovery. If there is no disk at the save destination and you consider that there is no risk of corruption at the data storage destination, delete the backup data.

The following example saves backup data from the backup data storage destination directory (`/backup/inst1`) under `/mnt/usb/backup`.

Example

```
> mkdir /mnt/usb/backup/  
> mv /backup/inst1/* /mnt/usb/backup/
```

2. Back up the database cluster

Back up the latest resources at the data storage destination. Refer to "3.2.1 Using WebAdmin" for details.

3. Delete temporarily saved backup data

If backup completes normally, the temporarily saved backup data becomes unnecessary and is deleted.

The following example deletes backup data that was temporarily saved in /mnt/usb.

Example

```
> rm -rf /mnt/usb/backup
```

### 16.7.1.2 Using Server Commands

The following describes the procedure for recovering the backup storage disk.

There are two methods of taking action:

- Performing recovery while the instance is active
- Stopping the instance before performing recovery

The following table shows the different steps to be performed depending on whether you stop the instance.

| No | Step                                 | Instance stopped |     |
|----|--------------------------------------|------------------|-----|
|    |                                      | No               | Yes |
| 1  | Stop transaction log mirroring       | Y                | N   |
| 2  | Stop output of archive logs          | Y                | N   |
| 3  | Stop applications                    | N                | Y   |
| 4  | Stop the instance                    | N                | Y   |
| 5  | Temporarily save backup data         | Y                | Y   |
| 6  | Resume output of archive logs        | Y                | N   |
| 7  | Resume transaction log mirroring     | Y                | N   |
| 8  | Start an instance                    | N                | Y   |
| 9  | Run backup                           | Y                | Y   |
| 10 | Resume applications                  | N                | Y   |
| 11 | Delete temporarily saved backup data | Y                | Y   |

Y: Required  
N: Not required

The procedure is as follows:

#### Performing recovery while the instance is active

1. Stop transaction log mirroring

Stop transaction log mirroring.

```
postgres=# SELECT pgx_pause_wal_multiplexing();
LOG:  multiplexing of transaction log files has been stopped
pgx_pause_wal_multiplexing
-----
(1 row)
```

## 2. Stop output of archive logs

Transaction logs may accumulate during replacement of backup storage disk, and if the data storage disk or the transaction log storage disk becomes full, there is a risk that operations may not be able to continue.

To prevent this, use the following methods to stop output of archive logs.

- Changing the `archive_command` parameter

Specify a command that will surely complete normally, such as "echo skipped archiving WAL file %f" or "/bin/true", so that archive logs will be regarded as having been output.

If you specify echo, a message is output to the server log, so it may be used as a reference when you conduct investigations.

- Reloading the configuration file

Run the `pg_ctl reload` command or the `pg_reload_conf` SQL function.

If you simply want to stop output of errors without the risk that operations will not be able to continue, specify an empty string (") in `archive_command` and reload the configuration file.

## 3. Temporarily save backup data

Move backup data to a different directory and temporarily save it, and secure space in the backup data storage destination directory.

The reason for saving the backup data is so that the data in the data storage destination can be recovered even if it is corrupted before you perform the next step. If there is no disk at the save destination and you consider that there is no risk of corruption at the data storage destination, delete the backup data.

The following example saves backup data from the backup data storage destination directory (`/backup/inst1`) under `/mnt/usb/backup`.

Example

```
> mkdir /mnt/usb/backup/  
> mv /backup/inst1/* /mnt/usb/backup/
```

## 4. Resume output of archive logs

Return the `archive_command` setting to its original value, and reload the configuration file.

## 5. Resume transaction log mirroring

Execute the `pgx_resume_wal_multiplexing` SQL function.

Example

```
SELECT pgx_resume_wal_multiplexing()
```

## 6. Run backup

Use the `pgx_dmpall` command to back up the database cluster.

Specify the following option in the `pgx_dmpall` command:

- Specify the directory of the data storage destination in the `-D` option. If the `-D` option is omitted, the value of the `PGDATA` environment variable is used by default.

Example

```
> pgx_dmpall -D /database/inst1
```

## 7. Delete temporarily saved backup data

If backup completes normally, the temporarily saved backup data becomes unnecessary and is deleted.

The following example deletes backup data that was temporarily saved in `/mnt/usb`.

Example

```
> rm -rf /mnt/usb/backup
```

## If an instance has been stopped

### 1. Stop applications

Stop applications that are using the database.

### 2. Stop the instance

Stop the instance. Refer to ["2.1.2 Using Server Commands"](#) for details.

If the instance fails to stop, refer to ["16.11 Actions in Response to Failure to Stop an Instance"](#).

### 3. Temporarily save backup data

Move backup data to a different directory and temporarily save it, and secure space in the backup data storage destination directory.

The reason for saving the backup data is so that the data in the data storage destination can be recovered even if it is corrupted before you perform recovery. If there is no disk at the save destination and you consider that there is no risk of corruption at the data storage destination, delete the backup data.

The following example saves backup data from the backup data storage destination directory (/backup/inst1) under /mnt/usb/backup.

#### Example

```
> mkdir /mnt/usb/backup/  
> mv /backup/inst1/* /mnt/usb/backup/
```

### 4. Start the instance

Start the instance. Refer to ["2.1.2 Using Server Commands"](#) for information on how to start an instance.

### 5. Run backup

Use the `pgx_dmpall` command to back up the database cluster.

Specify the following value in the `pgx_dmpall` command:

- Specify the data storage destination in the `-D` option. If the `-D` option is omitted, the value of the `PGDATA` environment variable is used by default.

#### Example

```
> pgx_dmpall -D /database/inst1
```

### 6. Resume applications

Resume applications that are using the database.

### 7. Delete temporarily saved backup data

If backup completes normally, the temporarily saved backup data becomes unnecessary and is deleted.

The following example deletes backup data that was temporarily saved in /mnt/usb.

#### Example

```
> rm -rf /mnt/usb/backup
```



## See

- Refer to `"pgx_rcvall"` and `"pgx_dmpall"` in the Reference for information on the `pgx_rcvall` command and `pgx_dmpall` command.
- Refer to `"Write Ahead Log"` under `"Server Administration"` in the PostgreSQL Documentation for information on `archive_command`.
- Refer to ["B.1 WAL Mirroring Control Functions"](#) for information on the `pgx_is_wal_multiplexing_paused` and `pgx_resume_wal_multiplexing`.



## 16.7.2 Replacing the Disk with a Larger Capacity Disk

---

This method involves replacing the disk at the backup data storage destination with a larger capacity disk, so that it does not run out of free space again. After replacing the disk, back up data to obtain a proper backup.

There are two methods of performing backup:

- [16.7.2.1 Using WebAdmin](#)
- [16.7.2.2 Using Server Commands](#)



Before replacing the disk, stop applications that are using the database.

### 16.7.2.1 Using WebAdmin

Follow the procedure below to recover the backup storage disk.

1. Back up files

If the disk at the backup data storage destination contains any required files, back up the files. It is not necessary to back up the backup data storage destination.

2. Temporarily save backup data

Save the backup data to a different directory.

The reason for saving the backup data is so that the data in the data storage destination can be recovered even if it is corrupted before you perform the next step. If there is no disk at the save destination and you consider that there is no risk of corruption at the data storage destination, delete the backup data.

The following example saves backup data from the backup data storage destination directory (/backup/inst1) under /mnt/usb/backup.

Example

```
> mkdir /mnt/usb/backup/  
> mv /backup/inst1/* /mnt/usb/backup/
```

3. Replace with a larger capacity disk

Replace the disk. Then, recover the volume configuration information.

4. Run backup

Log in to WebAdmin, and perform recovery operations. Refer to steps 2 ("Recover the backup data") and 3 ("Run backup") under "If failure occurred on the backup storage disk" in "[16.1.1 Using WebAdmin](#)".

5. Restore files

Restore the files backed up in step 1.

6. Delete temporarily saved backup data

If backup completes normally, the temporarily saved backup data becomes unnecessary and is deleted.

The following example deletes backup data that was temporarily saved in /mnt/usb.

Example

```
> rm -rf /mnt/usb/backup
```

### 16.7.2.2 Using Server Commands

The procedure for recovering the backup data storage disk is described below.

There are two methods of taking action:

- Performing recovery while the instance is active
- Stopping the instance before performing recovery

The following table shows the different steps to be performed depending on whether you stop the instance.

| No | Step   | Instance stopped |     |
|----|--|------------------|-----|
|    |  | No               | Yes |
| 1  | Back up files                                      | Y                | Y   |
| 2  | Temporarily save backup data                       | Y                | Y   |
| 3  | Confirm that transaction log mirroring has stopped | Y                | N   |
| 4  | Stop output of archive logs                        | Y                | N   |
| 5  | Stop applications                                  | N                | Y   |
| 6  | Stop the instance                                  | N                | Y   |
| 7  | Replace with a larger capacity disk                | Y                | Y   |
| 8  | Create a backup storage directory                  | Y                | Y   |
| 9  | Resume output of archive logs                      | Y                | N   |
| 10 | Resume transaction log mirroring                   | Y                | N   |
| 11 | Start the instance                                 | N                | Y   |
| 12 | Run backup   | Y                | Y   |
| 13 | Resume applications                                | N                | Y   |
| 14 | Restore files                                      | Y                | Y   |
| 15 | Delete temporarily saved backup data               | Y                | Y   |

Y: Required

N: Not required

The procedure is as follows:

If an instance has not been stopped

1. Back up files

If the disk at the backup data storage destination contains any required files, back up the files. It is not necessary to back up the backup data storage destination.

2. Temporarily save backup data

Save the backup data to a different directory.

The reason for saving the backup data is so that the data in the data storage destination can be recovered even if it is corrupted before you perform the next step. If there is no disk at the save destination and you consider that there is no risk of corruption at the data storage destination, delete the backup data.

The following example saves backup data from the backup data storage destination directory (/backup/inst1) under /mnt/usb/backup.

Example

```
> mkdir /mnt/usb/backup/
> mv /backup/inst1/* /mnt/usb/backup/
```

3. Confirm that transaction log mirroring has stopped

Use the following SQL function to confirm that transaction log mirroring has stopped.

```
postgres=# SELECT pgx_is_wal_multiplexing_paused();
pgx_is_wal_multiplexing_paused
-----
t
(1 row)
```

If transaction log mirroring has not stopped, then stop it using the following SQL function.

```
postgres=# SELECT pgx_pause_wal_multiplexing();
LOG:  multiplexing of transaction log files has been stopped
pgx_pause_wal_multiplexing
-----
(1 row)
```

#### 4. Stop output of archive logs

Transaction logs may accumulate during replacement of backup storage disk, and if the data storage destination disk or the transaction log storage destination disk becomes full, there is a risk that operations may not be able to continue.

To prevent this, use the following methods to stop output of archive logs.

- Changing the `archive_command` parameter

Specify a command that will surely complete normally, such as "echo skipped archiving WAL file %f" or "/bin/true", so that archive logs will be regarded as having been output.

If you specify echo, a message is output to the server log, so it may be used as a reference when you conduct investigations.

- Reloading the configuration file

Run the `pg_ctl reload` command or the `pg_reload_conf` SQL function.

If you simply want to stop output of errors without the risk that operations will not be able to continue, specify an empty string ("") in `archive_command` and reload the configuration file.

#### 5. Replace with a larger capacity disk

Replace the disk. Then, recover the volume configuration information.

#### 6. Create a backup data storage destination

Create a backup data storage destination.

Example

```
# mkdir /backup/inst1
# chown fsepuser:fsepuser /backup/inst1
# chmod 700 /backup/inst1
```

Refer to "3.2.2 Using Server Commands" for details.

#### 7. Resume output of archive logs

Return the `archive_command` setting to its original value, and reload the configuration file.

#### 8. Resume transaction log mirroring

Execute the `pgx_resume_wal_multiplexing` SQL function.

Example

```
SELECT pgx_resume_wal_multiplexing();
```

#### 9. Run backup

Use the `pgx_dmpall` command to back up the database cluster.

Specify the following value in the `pgx_dmpall` command:

- Specify the data storage destination in the -D option. If the -D option is omitted, the value of the PGDATA environment variable is used by default.

Example

```
> pgx_dmpall -D /database/inst1
```

10. Restore files

Restore the files backed up in step 1.

11. Delete temporarily saved backup data

If backup completes normally, the temporarily saved backup data becomes unnecessary and is deleted.

The following example deletes backup data that was temporarily saved in /mnt/usb.

Example

```
> rm -rf /mnt/usb/backup
```

If an instance has been stopped

1. Back up files

If the disk at the backup data storage destination contains any required files, back up the files. It is not necessary to back up the backup data storage destination.

2. Temporarily save backup data

Save the backup data to a different directory.

The reason for saving the backup data is so that the data in the data storage destination can be recovered even if it is corrupted before you perform the next step. If there is no disk at the save destination and you consider that there is no risk of corruption at the data storage destination, delete the backup data.

The following example saves backup data from the backup data storage destination directory (/backup/inst1) under /mnt/usb/backup.

Example

```
> mkdir /mnt/usb/backup/  
> mv /backup/inst1/* /mnt/usb/backup/
```

3. Stop applications

Stop applications that are using the database.

4. Stop the instance

Stop the instance. Refer to "[2.1.2 Using Server Commands](#)" for information on how to stop an instance.

If the instance fails to stop, refer to "[16.11 Actions in Response to Failure to Stop an Instance](#)".

5. Replace with a larger capacity disk

Replace the disk. Then, recover the volume configuration information.

6. Create a backup data storage destination

Create a backup data storage destination.

Example

```
# mkdir /backup/inst1  
# chown fsepuser:fsepuser /backup/inst1  
# chmod 700 /backup/inst1
```

Refer to "[3.2.2 Using Server Commands](#)" for details.

## 7. Start the instance

Start the instance. Refer to "[2.1.2 Using Server Commands](#)" for information on how to start an instance.

## 8. Run backup

Use the `pgx_dmpall` command to back up the database cluster.

Specify the following value in the `pgx_dmpall` command:

- Specify the data storage destination in the `-D` option. If the `-D` option is omitted, the value of the `PGDATA` environment variable is used by default.

### Example

```
> pgx_dmpall -D /database/inst1
```

## 9. Resume applications

Resume applications that are using the database.

## 10. Restore files

Restore the files backed up in step 1.

## 11. Delete temporarily saved backup data

If backup completes normally, the temporarily saved backup data becomes unnecessary and is deleted.

The following example deletes backup data that was temporarily saved in `/mnt/usb`.

### Example

```
> rm -rf /mnt/usb/backup
```



## See

- Refer to "`pgx_rcvall`" and "`pgx_dmpall`" in the Reference for information on the `pgx_rcvall` command and `pgx_dmpall` command.
- Refer to "Write Ahead Log" under "Server Administration" in the PostgreSQL Documentation for information on `archive_command`.
- Refer to "[B.1 WAL Mirroring Control Functions](#)" for information on the `pgx_is_wal_multiplexing_paused` and `pgx_resume_wal_multiplexing`.

## 16.8 Actions in Response to Insufficient Space on the Transaction Log Storage Destination

---

If the transaction log storage destination runs out of space, check if the disk contains any unnecessary files and delete them so that operations can continue.

If deleting unnecessary files does not solve the problem, you must migrate data to a disk with larger capacity.

### 16.8.1 Replacing the Disk with a Larger Capacity Disk

---

Before replacing the disk with a larger capacity disk, migrate resources at the transaction log storage destination using the backup and recovery features.

There are two methods of performing backup and recovery:

- [16.8.1.1 Using WebAdmin](#)
- [16.8.1.2 Using Server Commands](#)

The following sections describe procedures that use each of these methods to replace the disk and migrate resources at the transaction log storage destination.



## Note

- Before replacing the disk, stop applications that are using the database.
- It is recommended that you back up the database cluster following recovery. Backup deletes obsolete archive logs (transaction logs copied to the backup data storage destination), freeing up disk space and reducing the recovery time.

### 16.8.1.1 Using WebAdmin

Follow the procedure below to replace the disk and migrate resources at the transaction log storage destination by using WebAdmin.

#### 1. Back up files

If the disk at the transaction log storage destination contains any required files, back up the files. It is not necessary to back up the transaction log storage destination.

#### 2. Back up the database cluster

Back up the latest data storage destination resources and transaction log storage destination resources (refer to "[3.2.1 Using WebAdmin](#)" for details).

#### 3. Stop applications

Stop applications that are using the database.

#### 4. Stop the instance

Stop the instance. Refer to "[2.1.1 Using WebAdmin](#)" for information on how to stop an instance. WebAdmin automatically stops instances if recovery of the database cluster is performed without stopping the instance.

#### 5. Replace with a larger capacity disk

Replace the disk. Then, recover the volume configuration information.

#### 6. Create a tablespace directory

If a tablespace was defined after backing up, create a directory for it.

#### 7. Recover the keystore, and enable automatic opening of the keystore

Do the following if the data in the database has been encrypted:

- Restore the keystore to its state at the time of the database backup.
- Enable automatic opening of the keystore.

#### 8. Recover the database cluster

Log in to WebAdmin, and perform recovery operations. Refer to steps 4 ("Create a tablespace directory ") to 7 ("Run Recovery") under " If failure occurred in the data storage disk or the transaction log storage disk " in "[16.1.1 Using WebAdmin](#)" for information on the procedure. An instance is automatically started when recovery is successful.

#### 9. Resume applications

Resume applications that are using the database.

#### 10. Restore files

Restore the files backed up in step 1.

### 16.8.1.2 Using Server Commands

Follow the procedure below to replace the disk and migrate resources at the transaction log storage destination by using server commands.

#### 1. Back up files

If the disk at the transaction log storage destination contains any required files, back up the files. It is not necessary to back up the transaction log storage destination.

## 2. Back up the database cluster

Use server commands to back up the latest data storage destination resources and transaction log storage destination resources. Refer to "[3.2.2 Using Server Commands](#)" for information on how to perform backup.

## 3. Stop applications

Stop applications that are using the database.

## 4. Stop the instance

After backup is complete, stop the instance. Refer to "[2.1.2 Using Server Commands](#)" for information on how to stop an instance.

If the instance fails to stop, refer to "[16.11 Actions in Response to Failure to Stop an Instance](#)".

## 5. Replace with a larger capacity disk

Replace the disk. Then, recover the volume configuration information.

## 6. Create a transaction log storage destination

Create a transaction log storage destination. If a tablespace was defined, also create a directory for it.

### Example

```
# mkdir /tranlog/inst1
# chown fsepuser:fsepuser /tranlog/inst1
# chmod 700 /tranlog/inst1
```

## 7. Recover the keystore, and enable automatic opening of the keystore

When the data in the database has been encrypted, restore the keystore to its state at the time of the database backup. Configure automatic opening of the keystore as necessary.

## 8. Recover the database cluster

Use the `pgx_rcvall` command to recover the database cluster.

- Specify the data storage destination in the `-D` option. If the `-D` option is omitted, the value of the `PGDATA` environment variable is used by default.
- Specify the backup storage directory in the `-B` option.

### Example

```
> pgx_rcvall -D /database/inst1 -B /backup/inst1
```

### Note

If recovery fails, remove the cause of the error in accordance with the displayed error message and then re-execute the `pgx_rcvall` command.

If the message "`pgx_rcvall: an error occurred during recovery`" is displayed, then the log recorded when recovery was executed is output after this message. The cause of the error is output in around the last fifteen lines of the log, so remove the cause of the error in accordance with the message and then re-execute the `pgx_rcvall` command.

The following message displayed during recovery is output as part of normal operation of `pgx_rcvall` command (therefore the user does not need not be concerned).

```
FATAL: the database system is starting up
```

### See

Refer to "`pgx_rcvall`" in the Reference for information on the `pgx_rcvall` command.

9. Start the instance

Start the instance.

Refer to "2.1.2 Using Server Commands" for information on how to start an instance.

### Note

The `pgx_rcvall` command cannot accurately recover a hash index. If you are using a hash index, wait for the instance to start and then execute the `REINDEX` command for the appropriate index.

10. Resume applications

Resume applications that are using the database.

11. Restore files

Restore the files backed up in step 1.

## 16.9 Errors in More Than One Storage Disk

If an error occurs in the storage destination disks or resources are corrupted, determine the cause of the error from system logs and server logs and remove the cause.

If errors occur in either of the following combinations, you cannot recover the database.

Recreate the instance, and rebuild the runtime environment.

| Data storage disk | Transaction log storage disk | Backup data storage disk |
|-------------------|------------------------------|--------------------------|
| Error             | -                            | Error                    |
| -                 | Error                        | Error                    |

### See

Refer to "Setup" in the Installation and Setup Guide for Server for information on how to create an instance and build the runtime environment.

## 16.10 Actions in Response to Instance Startup Failure

If an instance fails to start, refer to the system log and the server log, and determine the cause of the failure.

If using WebAdmin, remove the cause of the error. Then, click [Solution] and [Recheck the status] and confirm that the instance is in the normal state.

The following sections describe common causes of errors and the actions to take.

### 16.10.1 Errors in the Configuration File

If you have directly edited the configuration file using a text editor or changed the settings using WebAdmin, refer to the system log and the server log, confirm that no messages relating to the files below have been output.

- postgresql.conf
- pg\_hba.conf

### See

Refer to the following for information on the parameters in the configuration file:



- "Configuring Parameters" in the Installation and Setup Guide for Server
  - ["Appendix A Parameters"](#)
  - "Server Configuration" and "Client Authentication" under "Server Administration" in the PostgreSQL Documentation
- 

## 16.10.2 Errors Caused by Power Failure or Mounting Issues

---

If mounting is cancelled after restarting the server, for example, because the disk device for each storage destination disk was not turned on, or because automatic mounting has not been set, then starting an instance will fail.

Refer to "[16.14.2 Errors Caused by Power Failure or Mounting Issues](#)", and take actions accordingly.

## 16.10.3 Other Errors

---

This section describes the recovery procedure to be used if you cannot take any action or the instance cannot start even after you have referred to the system log and the server log.

There are two methods of recovery:

- [16.10.3.1 Using WebAdmin](#)
- [16.10.3.2 Using Server Commands](#)

Note that recovery will not be possible if there is an error at the backup data storage destination. If the problem cannot be resolved, contact Fujitsu technical support.

### 16.10.3.1 Using WebAdmin

Follow the procedure below to perform recovery.

1. Delete the data storage destination directory and the transaction log storage destination directory  
Back up the data storage destination directory and the transaction log storage destination directory before deleting them.
2. Reconfirm the status  
Log in to WebAdmin, and in the [Instances] tab, click [Solution] for the error message.  
Click [Recheck the status] to reconfirm the storage destination resources.
3. Run recovery  
Restore the database cluster after WebAdmin detects an error.  
Refer to "[16.2.1 Using WebAdmin](#)" for details.

### 16.10.3.2 Using Server Commands

Follow the procedure below to recover the database.

1. Delete the data storage destination directory and the transaction log storage destination directory  
Save the data storage destination directory and the transaction log storage destination directory, and then delete them.
2. Execute recovery  
Use the `pgx_rcvall` command to recover the database cluster.  
Refer to "[16.2.2 Using the pgx\\_rcvall Command](#)" for details.

## 16.11 Actions in Response to Failure to Stop an Instance

---

If an instance fails to stop, refer to the system log and the server log, and determine the cause of the failure.


If the instance cannot stop despite taking action, perform the following operation to stop the instance.

There are two methods of recovery:

- [16.11.1 Using WebAdmin](#)
- [16.11.2 Using Server Commands](#)

## 16.11.1 Using WebAdmin

---

In the [Instances] tab, click  and select the Fast stop mode or the Immediate stop mode to stop the instance. Forcibly terminate the server process from WebAdmin if the instance cannot be stopped.

Refer to "[2.1.1 Using WebAdmin](#)" for information on the stop modes.

## 16.11.2 Using Server Commands

---

There are three methods:

- Stopping the Instance Using the Fast Mode
  - If backup is in progress, then terminate it, roll back all executing transactions, forcibly close client connections, and then stop the instance.
- Stopping the Instance Using the Immediate Mode
  - Forcibly terminate the instance immediately. A crash recovery is run when the instance is restarted.
- Forcibly Stopping the Server Process
  - Reliably stops the server process when the other methods are unsuccessful.

### 16.11.2.1 Stopping the Instance Using the Fast Mode

Specify "-m fast" in the pg\_ctl command to stop the instance.

If the instance fails to stop when you use this method, stop the instance as described in "[16.11.2.2 Stopping the Instance Using the Immediate Mode](#)" or "[16.11.2.3 Forcibly Stopping the Server Process](#)".



#### Example

```
> pg_ctl stop -D /database/inst1 -m fast
```

### 16.11.2.2 Stopping the Instance Using the Immediate Mode

Specify "-m immediate" in the pg\_ctl command to stop the instance.

If the instance fails to stop when you use this method, stop the instance as described in "[16.11.2.3 Forcibly Stopping the Server Process](#)".



#### Example

```
> pg_ctl stop -D /database/inst1 -m immediate
```

### 16.11.2.3 Forcibly Stopping the Server Process

If both the Fast mode and the Immediate mode fail to stop the instance, use the kill command or the kill parameter of the pg\_ctl command to forcibly stop the server process.

The procedure is as follows:

1. Execute the ps command
  - Note that "<x>" indicates the product version.

```
> ps axwfo user,pid,ppid,TTY,command | grep postgres
fsepuser 19174 18027 pts/1          \_ grep postgres
fsepuser 20517      1 ?          /opt/fsepv<x>server64/bin/postgres -D /database/inst1
```

```
fsepuser 20518 20517 ?      \_ postgres: logger
fsepuser 20520 20517 ?      \_ postgres: checkpointer
fsepuser 20521 20517 ?      \_ postgres: background writer
fsepuser 20522 20517 ?      \_ postgres: walwriter
fsepuser 20523 20517 ?      \_ postgres: autovacuum launcher
fsepuser 20524 20517 ?      \_ postgres: archiver
fsepuser 20525 20517 ?      \_ postgres: stats collector
```

The process ID (20517) indicates the server process.

## 2. Forcibly stop the server process

As instance manager, forcibly stop the server process.

Using the `pg_ctl` command

```
> pg_ctl kill SIGQUIT 20517
```

Using the `kill` command

```
> kill -s SIGQUIT 20517
```

## 16.12 Actions in Response to Failure to Create a Streaming Replication Standby Instance

When creating a streaming replication standby instance using WebAdmin, if the instance creation fails, refer to the system log and the server log, and determine the cause of the failure.

When an error occurs in the creation of the standby instance using WebAdmin, it is unlikely that the partially created standby instance can be resumed to complete the operation.

In such a scenario, fix the cause of the error, delete the partially created standby instance, and then create a new standby instance. This recommendation is based on the following assumptions:

- As the instance is yet to be created completely, there are no applications connecting to the database.
- The standby instance is in error state and is not running.
- There are no backups for the standby instance and as a result, it cannot be recovered.



See

Refer to "Deleting Instances" in the Installation and Setup Guide for details on how to delete an instance.

## 16.13 Actions in Response to Error in a Distributed Transaction

If a system failure (such as server failure) occurs in an application that uses distributed transactions, then transactions may be changed to the in-doubt state.

At that point, resources accessed by the transaction will be locked, and rendered unusable by other transactions.

The following describes how to check for in-doubt transactions, and how to resolve them.

### How to check for in-doubt transactions

The following shows how to check for them:

If the server fails

1. An in-doubt transaction will have occurred if a message similar to the one below is output to the log when the server is restarted.

Example

```
LOG: Restoring prepared transaction 2103.
```

2. Refer to system view `pg_prepared_xacts` to obtain information about the prepared transaction.

If the transaction identifier of the prepared transaction in the list (in the `transaction` column of `pg_prepared_xacts`) is the same as the identifier of the in-doubt transaction obtained from the log output when the server was restarted, then that row is the information about the in-doubt transaction.

#### Example

```
postgres=# select * from pg_prepared_xacts;
 transaction | gid          | prepared | owner  | database
-----+-----+-----+-----+-----
 2103 | 374cc221-f6dc-4b73-9d62-d4fec9b430cd | 2020-05-06 16:28:48.471+08 | postgres |
postgres (1 row)
```

Information about the in-doubt transaction is output to the row with the transaction ID 2103 in the `transaction` column.

#### If the client fails

If there are no clients connected and there is a prepared transaction in `pg_prepared_xacts`, then you can determine that the transaction is in the in-doubt state.

If at least one client is connected and there is a prepared transaction in `pg_prepared_xacts`, you cannot determine whether there is a transaction in the in-doubt state. In this case, use the following query to determine the in-doubt transaction from the acquired database name, user name, the time `PREPARE TRANSACTION` was executed, and the information about the table name accessed.

```
select gid,x.database,owner,prepared,l.relation::regclass as relation from pg_prepared_xacts x
left join pg_locks l on l.virtualtransaction = '-1/'||x.transaction and l.locktype='relation';
```

If it still cannot be determined from this information, wait a few moments and then check `pg_prepared_xacts` again.

If there is a transaction that has continued since the last time you checked, then it is likely that it is the one in the in-doubt state.

#### Point

As you can see from the explanations in this section, there is no one way to definitively determine in-doubt transactions.

Consider collecting other supplementary information (for example, logging on the client) or performing other operations (for example, allocating database users per job).

## How to resolve in-doubt transactions

From the system view `pg_prepared_xacts` mentioned above, obtain the global transaction identifier (in the `gid` column of `pg_prepared_xacts`) for the in-doubt transaction, and issue either a `ROLLBACK PREPARED` statement or `COMMIT PREPARED` statement to resolve the in-doubt transaction.

#### Example

- Rolling back in-doubt transactions

```
postgres=# rollback prepared '374cc221-f6dc-4b73-9d62-d4fec9b430cd';
ROLLBACK PREPARED
```

- Committing in-doubt transactions

```
postgres=# commit prepared '374cc221-f6dc-4b73-9d62-d4fec9b430cd';
COMMIT PREPARED
```

## 16.14 I/O Errors Other than Disk Failure

Even if a disk is not defective, the same input-output error messages, as those generated when the disk is defective, may be output.

A few examples of such errors are given below. The appropriate action for each error is explained respectively.

- [16.14.1 Network Error with an External Disk](#)
- [16.14.2 Errors Caused by Power Failure or Mounting Issues](#)

## **16.14.1 Network Error with an External Disk**

---

This is an error that occurs in the network path to/from an external disk.

Determine the cause of the error by checking the information in the system log and the server log, the disk access LED, network wiring, and network card status. Take appropriate action to remove the cause of the error, for example, replace problematic devices.

## **16.14.2 Errors Caused by Power Failure or Mounting Issues**

---

These are errors that occur when the disk device is not turned on, automatic mounting of the disk was not set, or mounting was accidentally cancelled.

In this case, check the information in the system log and the server log, the disk access LED, and whether the disk is mounted correctly. If problems are detected, take appropriate action.

If mounting has been cancelled, it is possible that mounting was accidentally cancelled, or automatic mounting at the time of starting the operating system is not set. In this case, set the mounting to be performed automatically.

## **16.15 Anomaly Detection and Resolution**

---

The following operations performed via the command line interface will result in an anomaly in WebAdmin:

- Changes to the port and backup\_destination parameters in postgresql.conf
- Changes to Mirroring Controller configuration of cluster replication added via WebAdmin

This section describes when WebAdmin checks for such anomalies, and what takes place when an anomaly is detected.

### **16.15.1 Port Number and Backup Storage Path Anomalies**

---

An anomaly occurs when the value of [Port number] and/or [Backup storage path] in WebAdmin is different from the value of its corresponding parameter in postgresql.conf - port and backup\_destination, respectively.

WebAdmin checks for anomalies when an instance is selected for viewing or any instance operation is performed. Anomalies will be identified for the selected instance only.

The following occurs when an anomaly is detected in port number and/or backup storage path:

- All instance operation buttons are disabled, except for "Edit instance", "Refresh instance", and "Delete Mirroring Controller"
- A red error status indicator is displayed on the instance icon
- For an anomaly specific to backup storage path, a red error status indicator is displayed on the [Backup storage] disk icon, and [Backup storage status] is set to "Error"
- The message, "WebAdmin has detected an anomaly with...", is displayed in the [Message] section along with an associated [Solution] button

Click [Solution]. The [Anomaly Error] dialog box is displayed.

### Anomaly Error

WebAdmin has detected an anomaly due to change of Port number in postgresql.conf. The instance operations are disabled and will be available only after addressing this anomaly.

The instance may be restarted as part of the anomaly resolution.

Select one of the following options to resolve this anomaly:

- Recheck** the status of the anomaly condition
- Navigate** to the "Edit instance" page
- Reset** to override Port number in postgresql.conf
- Override** Port number in WebAdmin

---

OK
Cancel

Select the required option, click [OK], and then resolve the anomaly error.

Refer to "Editing instance information" in the Installation and Setup Guide for Server for information on the [Edit instance] page.



#### Note

Critical errors encountered during anomaly resolution will be displayed, however, rollback of the instance to its previous state is not supported.

## 16.15.2 Mirroring Controller Anomalies

The following conditions will cause a Mirroring Controller anomaly:

- The Mirroring Controller management folder or configuration files have been deleted
- The permissions to the Mirroring Controller management folder or configuration files have been changed such that:
  - The instance administrator's access to Mirroring Controller configuration is denied
  - Users other than an instance administrator have access privileges to Mirroring Controller configuration files

WebAdmin checks for anomalies when Mirroring Controller status check is performed.

The following occurs when a Mirroring Controller anomaly is detected:

- All Mirroring Controller functionality is disabled for the replication cluster, except for "Delete Mirroring Controller"
- [Mirroring Controller status] is set to "Error"
- Either of the following messages is displayed in the [Message] section

"Failed to access the Mirroring Controller management folder or configuration files '*path*'. Mirroring Controller functionality has been disabled. Consider deleting Mirroring Controller and adding it again."

"Failed to find the Mirroring Controller management folder or configuration files '*path*'. Mirroring Controller functionality has been disabled. Consider deleting Mirroring Controller and adding it again."

# Appendix A Parameters

This appendix describes the parameters to be set in the postgresql.conf file of FUJITSU Enterprise Postgres.

The postgresql.conf file is located in the data storage destination.

## Information

The maximum value that can be expressed as a 4-byte signed integer changes according to the operating system. Follow the definition of the operating system in use.

### - core\_directory (string)

This parameter specifies the directory where the corefile is to be output. If this parameter is omitted, the data storage destination is used by default. This parameter can only be set when specified on starting an instance. It cannot be changed dynamically, while an instance is active.

### - core\_contents (string)

This parameter specifies the contents to be included in the corefile.

- full: Outputs all contents of the server process memory to the corefile.

- none: Does not output a corefile.

- minimum: Outputs only non-shared memory server processes to the corefile. This reduces the size of the corefile. However, in some cases, this file may not contain sufficient information for examining the factor that caused the corefile to be output.

If this parameter is omitted, "minimum" is used by default. This parameter can only be set when specified on starting an instance. It cannot be changed dynamically, while an instance is active.

### - keystore\_location (string)

This parameter specifies the directory that stores the keystore file. Specify a different location from other database clusters. This parameter can only be set when specified on starting an instance. It cannot be changed dynamically, while an instance is active.

### - tde\_z.IBM\_CCA\_CSU\_DEFAULT\_ADAPTER (string)

This parameter specifies the value of the environment variable CSU\_DEFAULT\_ADAPTER for IBM Common Cryptographic Architecture (CCA) configuration. If this parameter is omitted, will follow the current CCA configuration. This parameter can only be set when specified on starting an instance. It cannot be changed dynamically, while an instance is active.

## Information

Refer to IBM documentaion for the environment variable CSU\_DEFAULT\_ADAPTER.

### - tde\_z.IBM\_CCA\_CSU\_DEFAULT\_DOMAIN (string)

This parameter specifies the value of the environment variable CSU\_DEFAULT\_DOMAIN for IBM Common Cryptographic Architecture (CCA) configuration. If this parameter is omitted, will follow the current CCA configuration. This parameter can only be set when specified on starting an instance. It cannot be changed dynamically, while an instance is active.

## Information

Refer to IBM documentaion for the environment variable CSU\_DEFAULT\_DOMAIN.

### - tde\_z.SLOT\_ID (string)

Specifies the slot ID assigned to the instance of FUJITSU Enterprise Postgres. This parameter can only be set when specified on starting an instance. It cannot be changed dynamically, while an instance is active.

- `tde_z.USER_PIN` (string)

User PIN to open a keystore. Specifies the user PIN set to the slot ID assigned to the instance of FUJITSU Enterprise Postgres. This parameter can only be set when specified on starting an instance. It cannot be changed dynamically, while an instance is active.

- `tablespace_encryption_algorithm` (string)

This parameter specifies the encryption algorithm for tablespaces that will be created. Valid values are "AES128", "AES256", and "none". If you specify "none", encryption is not performed. The default value is "none". To perform encryption, it is recommended that you specify "AES256". Only superusers can change this setting.

- `backup_destination` (string)

This parameter specifies the absolute path of the directory where `pgx_dmpall` will store the backup data. Specify a different location from other database clusters. This parameter can only be set when specified on starting an instance. It cannot be changed dynamically, while an instance is active.

Place this directory on a different disk from the data directory to be backed up and the tablespace directory. Ensure that users do not store arbitrary files in this directory, because the contents of this directory are managed by the database system.

- `search_path` (string)

When using the `SUBSTR` function compatible with Oracle databases, set "oracle" and "pg\_catalog" in the `search_path` parameter. You must specify "oracle" before "pg\_catalog".



### Example

```
search_path = '$user', public, oracle, pg_catalog'
```



### Information

- The `search_path` feature specifies the priority of the schema search path. The `SUBSTR` function in Oracle database is defined in the oracle schema.
- Refer to "Statement Behavior" under "Server Administration" in the PostgreSQL Documentation for information on `search_path`.

- `track_waits` (string)

This parameter enables collection of statistics for `pgx_stat_lwlock` and `pgx_stat_latch`.

- `on`: Enables collection of statistics.
- `off`: Disables collection of statistics.

If this parameter is omitted, "on" is assumed.

Only superusers can change this setting.

- `track_sql` (string)

This parameter enables collection of statistics for `pgx_stat_sql`.

- `on`: Enables collection of statistics.
- `off`: Disables collection of statistics.

If this parameter is omitted, "on" is assumed.

Only superusers can change this setting.

- `streaming_wal_compression` (numerical value)

This parameter specifies compression level to compress the WAL sent for streaming replication. It is specified on the standby server.

-1: Compress at zlib's default compression level

0: Uncompressed



1-9: Compress at specified compression level, 9 is high compression

If this parameter is omitted, 0 will be used.

#### Parameters for the in-memory feature

- `reserve_buffer_ratio` (numerical value)

This parameter specifies the proportion of shared memory to be used for a stable buffer table.

- Minimum value: 0
- Maximum value: 80

If this parameter is omitted, 0 will be used.

- `vci.cost_threshold` (numerical value)

This parameter specifies the lowest cost that selects an execution plan that uses a VCI. If the cost of the best execution plan that does not use a VCI is lower than this value, that execution plan will be selected.

- Minimum value: 0
- Maximum value: Maximum value that can be expressed as a 4-byte signed integer

If this parameter is omitted or a value outside this range is specified, 18000 will be used.

- `vci.control_max_workers` (numerical value)

This parameter specifies the number of background workers that manage VCI. The number of workers for the entire instance is limited by `max_worker_processes`, so add the value specified here to `max_worker_processes`.

- Minimum value: 1
- Maximum value: 8388607

If this parameter is omitted or a value outside this range is specified, 8 will be used.

- `vci.enable` (string)

This parameter enables or disables VCI.

- on: Enables VCI.
- off: Disables VCI.

If this parameter is omitted, "on" will be used.

- `vci.log_query` (string)

This parameter enables or disables log output when VCI is not used due to insufficient memory specified by `vci.max_local_ros`.

- on: Enables log output.
- off: Disables log output.

If this parameter is omitted, "off" will be used.

- `vci.maintenance_work_mem` (numerical value)

This parameter specifies the maximum memory size used for maintenance of VCI (when executing CREATE INDEX, for example).

- Minimum value: 1 MB
- Maximum value: Maximum value that can be expressed as a 4-byte signed integer

If this parameter is omitted or a value outside this range is specified, 256 MB will be used.

- `vci.max_local_ros` (numerical value)

This parameter specifies the maximum memory size used for VCI scan.

- Minimum value: 64 MB

- Maximum value: Maximum value that can be expressed as a 4-byte signed integer

If this parameter is omitted or a value outside this range is specified, 64 MB will be used.

- vci.max\_parallel\_degree (numerical value)

This parameter specifies the maximum number of background workers used for parallel scan. The number of workers for the entire instance is limited by max\_worker\_processes, so add the value specified here to max\_worker\_processes.

A value from -8388607 to 8388607 can be specified.

- Integer (1 or greater): Parallel scan is performed using the specified degree of parallelism.
- 0: Stops the parallel scan process.
- Negative number: The specified value minus the maximum number of CPUs obtained from the environment is used as the degree of parallelism and parallel scan is performed.

If this parameter is omitted or a value outside this range is specified, 0 will be used.

- vci.shared\_work\_mem (numerical value)

This parameter specifies the maximum memory size used for VCI parallel scan.

- Minimum value: 32 MB
- Maximum value: Maximum value that can be expressed as a 4-byte signed integer

If this parameter is omitted or a value outside this range is specified, 1 GB will be used.

#### Parameters for the Global Meta Cache feature

- pgx\_global\_metacache (numerical value)

Specifies the memory size of the GMC area.

Specify a value calculated by the formula below.

A value lower than the calculated value will still work, but the meta cache may not be able to fit into the GMC area.

In this case, the system will discard the meta cache it thinks it is no longer needed, but if it is needed again, the meta cache will need to be expanded and will not perform well.

If the value is less than 10 MB and is set to a nonzero value that disables the feature, the database startup fails because the Global Meta Cache feature cannot operate.

A setting of 0 disables the Global Meta Cache feature. The default is 0.

Changing this setting requires restarting the database.

```
Size of GMC area
= Max(10MB,
    (All user table x 0.4 KB
    + All user Indexes x 0.3 KB
    + All user columns x 0.8 KB) x 1.5 (*1) )
```

\*1) Safety Factor (1.5)

This value takes into account the case where both GMC before and after the change temporarily exist at the same time in shared memory when the table definition is changed or the row of the system catalog is changed.

- track\_gmc (string)

This parameter enables collection of statistics for pgx\_stat\_gmc.

- on: Enables collection of statistics.
- off: Disables collection of statistics.

If this parameter is omitted, "on" is used.

Only superusers can change this setting.

## Parameters for the Local Meta Cache Limit feature

- `pgx_catalog_cache_max_size`(numerical value)

Specifies the maximum amount of memory that the backend process should use as the catalog cache.

You can enable catalog cache deletion by setting it to 8 KB or more.

A setting of 0 disables the catalog cache removal. The default is 0.

If no units are specified, they are treated as KB.

- Minimum value: 8KB
- Maximum value: Maximum value that can be expressed as a 4-byte signed integer

When calculating the parameter settings, the factors that determine the cache size are calculated as the number of tables, the number of indexes, and the number of columns. What is kept as a catalog cache or relation cache also includes objects such as databases, roles, or procedures, but these are small compared to the above factors and do not need to be factored into them. It also includes a calculation method for `pgx_relation_cache_max_size` because the given memory is distributed between the catalog cache and the relation cache.



The calculation method here assumes that all backends have similar access and that the transaction also has access to a similar number of resources. If you have a small number of singular backends or transactions, consider excluding them as errors.

1. Determine how much memory a backend process can use. Decide by subtracting the memory size required by the entire system such as the database cache from the installed memory and dividing the rest by the number of connections.
2. For best performance, use the following formula to calculate the total memory size of the catalog cache when the backend holds the catalog cache for all resources accessed during its lifetime.

The amount of memory varies depending on whether Global Meta Cache is enabled or disabled. Enabling Global Meta Cache reduces the amount of memory required because most of the cache is located on shared memory.

When Global Meta Cache is enabled:

$$(\text{Number of tables to access} + \text{Number of indexes to access} + \text{Number of columns to access}) \times 0.1\text{KB} \times 1.5 \text{ (*1)}$$

When Global Meta Cache is disabled:

$$\{ \text{Number of tables to access} \times 0.5\text{KB}(\text{pg\_class tuple size}) \\ + \text{Number of indexes to access} \times 0.5\text{KB}(\text{pg\_index tuple size}) \\ + \text{Number of columns to access} \times 1.0\text{KB}(\text{pg\_statistic tuple size}) \} \times 1.5 \text{ (*1)}$$

\*1) Safety Factor (1.5)

The system catalog contains columns with variable-length types. For example, the tuple size in `pg_class` is a constant value multiplied by the number of tables, while `relname` in `pg_class` is variable length data.

It is not practical to calculate every definition in detail, so we added 50% to the above formula.

3. In the same way as in 2., calculate the relation cache using the following formula.

$$(1.4\text{KB} \times \text{Number of tables to access} + 2.4\text{KB} \times \text{Number of indexes to access}) \times 1.5 \text{ (*1)}$$

\*1) Safety Factor (1.5)

The relation cache is structured to facilitate the use of table and index definitions, holds pointers to various objects, and is sized to include them. It is variable length because the type of object allocated by the table definition and its size change. Since it is not realistic to calculate for all definitions, 50% is added.

4. If the value of 1. the value of 2. + the value of 3., the backend process can keep all caches to the extent allowed, so there is no need to limit the caches. If you want to cap for safety, set the value of 2. to `pgx_catalog_cache_max_size` and the value of 3. to `pgx_relation_cache_max_size`.

5. If the value of 1. < the value of 2. + the value of 3. then you need to limit the cache. However, this parameter does not limit the size of the cache used by a transaction. Therefore, take the following steps.
6. Calculate the catalog cache used by a transaction using the formula in 2.
7. Calculate the relation cache used by a transaction using the formula in 3.
8. If the value of 1. < the value of 6. + the value of 7., then the value of 1. needs to be increased. In other words, in some cases, it may be necessary to increase the installed memory or reduce the number of connections.
9. If the value of 1. the value of 6. + the value of 7., the condition of 1. can be satisfied by limiting the cache with this parameter. Divide the value of 1. by the ratio of 2. and 3. and set it as a parameter. Set the value distributed to 2. to `pgx_catalog_cache_max_size` and the value distributed to 3. to `pgx_relation_cache_max_size`.
10. The value calculated in 9. is a provisional value. If you cannot meet your target performance, first try to shift the focus of allocation to the relation cache. This is because when executing SQL, the relation cache generated based on the catalog cache is mainly referenced, so it is advantageous to leave a large amount of relation cache. If the performance is still not satisfied, adjust the parameters by referring to "[13.1.4 Performance Impact and Parameter Tuning of the Local Meta Cache Limit Feature](#)".

### Note

Be careful when partitioning the table.

The cached definition changes depending on whether the parent table is specified in the SQL statement or the child table is specified. In particular, note that if you specify a parent table, the definitions of all child tables are cached. This is because when you specify a parent table in an SQL statement, you need to know the definitions of all the child tables in order to determine which child table will contain the desired data. Note that the column information of the parent table is not cached.

When specifying the parent table:

```
Number of tables to access = Number of parent tables to access + Number of defined child tables
Number of columns = Number of defined columns x number of defined child tables
```

When specifying the child table directly:

```
Number of tables to access = Number of child tables actually accessed
Number of columns = Number of defined columns x number of child tables actually accessed
```

Example)

Suppose the parent table T (1 index, 3 columns) is split from child tables T1 to T5 (1 index, 3 columns, respectively). If the parent table T is specified in SQL, when the child tables that contain the data to be queried are limited to T1 and T2, and when accessing the data using the indexes defined by T1 and T2, calculate as follows.

```
Number of tables = 1(parent table) + 5(child table) = 6
Number of indexes = 2 (index to access)
Number of columns = 3 (number of columns) x 5 (child table) = 15
```

If you specify child tables T1 and T2 in SQL and use the indexes defined on T1 and T2 when accessing data, the calculation is as follows.

```
Number of tables = 2(child table)
Number of indexes = 2 (index to access)
Number of columns = 3 (number of columns) x 2 (child table) = 6
```

- `pgx_relation_cache_max_size`(numerical value)

Specifies the maximum amount of memory that the backend process should use as the relation cache.

You can enable catalog cache deletion by setting it to 8 KB or more.

A setting of 0 disables the relation cache removal. The default is 0.

If no units are specified, they are treated as KB.

- Minimum value: 8KB

- Maximum value: Maximum value that can be expressed as a 4-byte signed integer

For the calculation method for parameter setting, refer to the calculation method of `pgx_catalog_cache_max_size`.

- `pgx_cache_hit_log_interval`(numerical value)

Specifies the time interval to output a message indicating the cache reference status for each backend process.

When the transaction ends, if the time set in this parameter has elapsed since the previous message was output, the message is output.

If set to 0, a message will be output each time the transaction ends.

Setting -1 disables the output. The default value is 10min.

If no units are specified, they are treated as ms.

Even if `pgx_catalog_cache_max_size` and `pgx_relation_cache_max_size` are disabled, the message output of the corresponding cache will be invalid.

Immediately after connecting to the server, a small transaction occurs before the request from the user application, such as for user authentication. Since it is meaningless to know the hit rate for these, a message will be output at the end of the transaction that started after the time set in this parameter has elapsed after connecting to the server.

For the same reason, setting a small value such as 0 may result in a message being printed at the end of such a small transaction.

You can check which transaction the message corresponds to from the information output at the beginning.

This information depends on the setting of the parameter `log_line_prefix`.

- Minimum value: 0
- Maximum value: 2147483647ms



See

.....  
Refer to "Server Configuration" under "Server Administration" in the PostgreSQL Documentation for information on other `postgresql.conf` parameters.  
.....

## Appendix B System Administration Functions

This appendix describes the system administration functions of FUJITSU Enterprise Postgres.



See

Refer to "System Administration Functions" under "The SQL Language" in the PostgreSQL Documentation for information on other system administration functions.

### B.1 WAL Mirroring Control Functions

The following table lists the functions that can be used for backup and recovery based on WAL mirroring.

Table B.1 WAL mirroring control functions

| Name  | Return type | Description                                  |
|---|-------------|--|
| <code>pgx_pause_wal_multiplexing()</code>     | void        | Stops WAL multiplexing                       |
| <code>pgx_resume_wal_multiplexing()</code>    | void        | Resumes WAL multiplexing                     |
| <code>pgx_is_wal_multiplexing_paused()</code> | boolean     | Returns true if WAL multiplexing has stopped |

If WAL multiplexing has not been configured, these functions return an error. Setting the `backup_destination` parameter in `postgresql.conf` configures WAL multiplexing.

Only superusers can execute these functions.

### B.2 Transparent Data Encryption Control Functions

The following table lists the functions that can be used for transparent data encryption.

Table B.2 Transparent data encryption control functions

| Name   | Return type | Description                     |
|--|-------------|---------------------------------|
| <code>pgx_open_keystore(<i>user pin</i>   <i>passphrase</i>)</code>                  | void        | Opens the keystore              |
| <code>pgx_set_master_key(<i>user pin</i>   <i>passphrase</i>)</code>                 | void        | Sets the master encryption key  |
| <code>pgx_set_keystore_passphrase(<i>oldPassphrase</i>, <i>newPassphrase</i>)</code> | void        | Changes the keystore passphrase |

The `pgx_open_keystore` function uses the specified user pin or passphrase to open the keystore. When the keystore is opened, it enables access to the master encryption key. In this way, you can access the encrypted data and create encrypted tablespaces. If you are using a file-based key store, and the keystore is already open, this function returns an error.

Only superusers can execute this function. Also, this function cannot be executed within a transaction block.

The `pgx_set_master_key` function generates a master encryption key and stores it in the keystore. If the keystore does not exist, this function creates a keystore. If the keystore already exists, this function modifies the master encryption key. If the keystore has not been opened, this function opens it.

The user pin is a string of 4 to 8 bytes.

The passphrase is a string of 8 to 200 bytes.

Only superusers can execute this function. Also, this function cannot be executed within a transaction block. Processing is not affected by whether the keystore is open.

The `pgx_set_keystore_passphrase` function changes the keystore passphrase. Specify the current passphrase in *oldPassphrase*, and a new passphrase in *newPassphrase*.

The passphrase is a string of 8 to 200 bytes.

Only superusers can execute this function. Also, this function cannot be executed within a transaction block. Processing is not affected by whether the keystore is open.

## B.3 Data Masking Control Functions

---

The table below lists the functions that can be used for data masking.

Table B.3 Data masking control functions

| Name   | Return type | Description  |
|--|-------------|--|
| <a href="#">pgx_alter_confidential_policy</a>  | boolean     | Changes masking policies   |
| <a href="#">pgx_create_confidential_policy</a> | boolean     | Creates masking policies   |
| <a href="#">pgx_drop_confidential_policy</a>   | boolean     | Deletes masking policies   |
| <a href="#">pgx_enable_confidential_policy</a> | boolean     | Enables or disables masking policies   |
| <a href="#">pgx_update_confidential_values</a> | boolean     | Changes replacement characters when full masking is specified for masking type |

### B.3.1 `pgx_alter_confidential_policy`

---

#### Description

Changes masking policies

#### Format

The format varies depending on the content to be changed. The format is shown below.

- Common format

```
common_arg:
[schema_name      := 'schemaName', ]


```

- Add a masking target to a masking policy

```
pgx_alter_confidential_policy(
  commonArg,
  [action           := 'ADD_COLUMN', ]
  column_name       := 'colName'
  [, function_type  := 'FULL'] |
  [, function_type  := 'PARTIAL', partialOpt] |
  [, function_type  := 'REGEXP', regexpOpt]
)
```

```
partialOpt:
function_parameters := 'maskingFmt'
```

```
regexpOpt:
regexp_pattern      := 'regexpPattern',
```

```

regexp_replacement    := 'regexpReplacementChar',
[, regexp_flags       := 'regexpFlags']

```

- Delete a masking target from a masking policy

```

pgx_alter_confidential_policy(
commonArg,
action          := 'DROP_COLUMN',
column_name     := 'colName'
)

```

- Change the masking condition

```

pgx_alter_confidential_policy(
commonArg,
action          := 'MODIFY_EXPRESSION',
expression      := 'expr'
)

```

- Change the content of a masking policy set for a masking target

```

pgx_alter_confidential_policy(
commonArg,
action          := 'MODIFY_COLUMN',
column_name     := 'colName'
[, function_type := 'FULL'] |
[, function_type := 'PARTIAL', partialOpt] |
[, function_type := 'REGEXP', regexpOpt]
)

```

```

partialOpt:
function_parameters := 'maskingFmt'

```

```

regexpOpt:
regexp_pattern      := 'regexpPattern',
regexp_replacement  := 'regexpReplacementChar',
[, regexp_flags     := 'regexpFlags']

```

- Change the masking policy description

```

pgx_alter_confidential_policy(
commonArg,
action          := 'SET_POLICY_DESCRIPTION',
policy_description := 'policyDesc'
)

```

- Change the masking target description

```

pgx_alter_confidential_policy(
commonArg,
action          := 'SET_COLUMN_DESCRIPTION',
column_name     := 'colName',
column_description := 'colDesc'
)

```

## Argument

The argument varies depending on the content to be changed. Details are as follows.

- Common arguments



| Masking type for which an argument can be specified | Argument    | Data type   | Description  | Default value |
|---|-------------|-------------|--|---------------|
| All   | schema_name | varchar(63) | Schema name of table for which a masking policy is applied | 'public'      |
|   | table_name  | varchar(63) | Name of table for which a masking policy is applied        | Mandatory     |
|   | policy_name | varchar(63) | Masking policy name  | Mandatory     |

- Add a masking target to a masking policy

| Masking type for which an argument can be specified | Argument            | Data type     | Description  | Default value |
|---|---------------------|---------------|--|---------------|
| All   | action              | varchar(63)   | 'ADD_COLUMN'   | 'ADD_COLUMN'  |
|   | column_name         | varchar(63)   | Masking target name  | Mandatory     |
|   | function_type       | varchar(63)   | Masking type<br>- 'FULL': Full masking<br>- 'PARTIAL': Partial masking<br>- 'REGEXP': Regular expression masking | 'FULL'        |
| Partial masking                                     | function_parameters | varchar(1024) | Masking format for partial masking   | Mandatory     |
| Regular expression masking                          | regexp_pattern      | varchar(1024) | Search pattern for regular expression masking  | Mandatory     |
|   | regexp_replacement  | varchar(1024) | Replacement character/string for regular expression masking  | Mandatory     |
|   | regexp_flags        | varchar(20)   | Regular expression flags   | NULL          |

- Delete a masking target from a masking policy

| Masking type for which an argument can be specified | Argument    | Data type   | Description         | Default value |
|---|-------------|-------------|---------------------|---------------|
| All   | action      | varchar(63) | 'DROP_COLUMN'       | Mandatory     |
|   | column_name | varchar(63) | Masking target name | Mandatory     |

- Change the masking condition

| Masking type for which an argument can be specified | Argument   | Data type     | Description                     | Default value |
|---|------------|---------------|---------------------------------|---------------|
| All   | action     | varchar(63)   | 'MODIFY_EXPRESSION'             | Mandatory     |
|   | expression | varchar(1024) | Masking condition to be changed | Mandatory     |

- Change the content of a masking policy set for a masking target

| Masking type for which an argument can be specified | Argument            | Data type     | Description  | Default value |
|---|---------------------|---------------|--|---------------|
| All   | action              | varchar(63)   | 'MODIFY_COLUMN'  | Mandatory     |
|   | column_name         | varchar(63)   | Masking target name  | Mandatory     |
|   | function_type       | varchar(63)   | Masking type<br>- 'FULL': Full masking<br>- 'PARTIAL': Partial masking<br>- 'REGEXP': Regular expression masking | 'FULL'        |
| Partial masking                                     | function_parameters | varchar(1024) | Masking format for partial masking   | Mandatory     |
| Regular expression masking                          | regexp_pattern      | varchar(1024) | Search pattern for regular expression masking  | Mandatory     |
|   | regexp_replacement  | varchar(1024) | Replacement character/string for regular expression masking  | Mandatory     |
|   | regexp_flags        | varchar(20)   | Regular expression flags   | NULL          |

- Change the masking policy description

| Masking type for which an argument can be specified | Argument           | Data type     | Description                | Default value |
|---|--------------------|---------------|----------------------------|---------------|
| All   | action             | varchar(63)   | 'SET_POLICY_DESCRIPTION'   | Mandatory     |
|   | policy_description | varchar(1024) | Masking policy description | Mandatory     |

- Change the masking target description

| Masking type for which an argument can be specified | Argument           | Data type     | Description                | Default value |
|---|--------------------|---------------|----------------------------|---------------|
| All   | action             | varchar(63)   | 'SET_COLUMN_DESCRIPTION'   | Mandatory     |
|   | column_name        | varchar(63)   | Masking target name        | Mandatory     |
|   | column_description | varchar(1024) | Masking target description | Mandatory     |

Details about whether arguments can be omitted are as follows.

| Argument    | Mandatory or optional |                 |                            |             |                   |               |                 |                            |                        |                        |
|-------------|-----------------------|-----------------|----------------------------|-------------|-------------------|---------------|-----------------|----------------------------|------------------------|------------------------|
|             | ADD_COLUMN            |                 |                            | DROP_COLUMN | MODIFY_EXPRESSION | MODIFY_COLUMN |                 |                            | SET_POLICY_DESCRIPTION | SET_COLUMN_DESCRIPTION |
|             | Full masking          | Partial masking | Regular expression masking |             |                   | Full masking  | Partial masking | Regular expression masking |                        |                        |
| schema_name | Y                     | Y               | Y                          | Y           | Y                 | Y             | Y               | Y                          | Y                      | Y                      |
| table_name  | N                     | N               | N                          | N           | N                 | N             | N               | N                          | N                      | N                      |

| Argument            | Mandatory or optional |                 |                            |             |                   |               |                 |                            |                        |                        |
|---------------------|-----------------------|-----------------|----------------------------|-------------|-------------------|---------------|-----------------|----------------------------|------------------------|------------------------|
|                     | ADD_COLUMN            |                 |                            | DROP_COLUMN | MODIFY_EXPRESSION | MODIFY_COLUMN |                 |                            | SET_POLICY_DESCRIPTION | SET_COLUMN_DESCRIPTION |
|                     | Full masking          | Partial masking | Regular expression masking |             |                   | Full masking  | Partial masking | Regular expression masking |                        |                        |
| policy_name         | N                     | N               | N                          | N           | N                 | N             | N               | N                          | N                      | N                      |
| action              | Y                     | Y               | Y                          | N           | N                 | N             | N               | N                          | N                      | N                      |
| column_name         | N                     | N               | N                          | N           | -                 | N             | N               | N                          | -                      | N                      |
| function_type       | Y                     | N               | N                          | -           | -                 | Y             | N               | N                          | -                      | -                      |
| expression          | -                     | -               | -                          | -           | N                 | -             | -               | -                          | -                      | -                      |
| policy_description  | -                     | -               | -                          | -           | -                 | -             | -               | -                          | N                      | -                      |
| column_description  | -                     | -               | -                          | -           | -                 | -             | -               | -                          | -                      | N                      |
| function_parameters | -                     | N               | -                          | -           | -                 | -             | N               | -                          | -                      | -                      |
| regexp_pattern      | -                     | -               | N                          | -           | -                 | -             | -               | N                          | -                      | -                      |
| regexp_replacement  | -                     | -               | N                          | -           | -                 | -             | -               | N                          | -                      | -                      |
| regexp_flags        | -                     | -               | Y                          | -           | -                 | -             | -               | Y                          | -                      | -                      |

Y: Can be omitted; N: Cannot be omitted; -: Ignored when specified

### Return value

| Return value | Description      |
|--------------|------------------|
| TRUE         | Ended normally   |
| FALSE        | Ended abnormally |

### Execution example 1

Adding masking policy p1 to masking target c2

```
postgres=# select pgx_alter_confidential_policy(table_name := 't1', policy_name := 'p1', action :=
'ADD_COLUMN', column_name := 'c2', function_type := 'PARTIAL', function_parameters := 'VVVFVVVFVVVV,
VVV-VVVV-VVVV, *, 4, 11');
pgx_alter_confidential_policy
-----
t
(1 row)
```

### Execution example 2

Deleting masking target c1 from masking policy p1

```
postgres=# select pgx_alter_confidential_policy(table_name := 't1', policy_name := 'p1', action :=
'DROP_COLUMN', column_name := 'c1');
pgx_alter_confidential_policy
-----
t
(1 row)
```

### Execution example 3

Changing the masking condition for masking policy p1

```
postgres=# select pgx_alter_confidential_policy(table_name := 't1', policy_name := 'p1', action :=
'MODIFY_EXPRESSION', expression := 'false');
pgx_alter_confidential_policy
-----
t
(1 row)
```

### Execution example 4

Changing the content of masking policy p1 set for masking target c2

```
postgres=# select pgx_alter_confidential_policy(table_name := 't1', policy_name := 'p1', action :=
'MODIFY_COLUMN', column_name := 'c2', function_type := 'FULL');
pgx_alter_confidential_policy
-----
t
(1 row)
```

### Execution example 5

Changing the description of masking policy p1

```
postgres=# select pgx_alter_confidential_policy(table_name := 't1', policy_name := 'p1', action :=
'SET_POLICY_DESCRIPTION', policy_description := 'this policy is an example. ');
pgx_alter_confidential_policy
-----
t
(1 row)
```

### Execution example 6

Changing the description of masking target c2

```
postgres=# select pgx_alter_confidential_policy(table_name := 't1', policy_name := 'p1', action :=
'SET_COLUMN_DESCRIPTION', column_name := 'c2', column_description := 'c2 column is FULL. ');
pgx_alter_confidential_policy
-----
t
(1 row)
```

### Description

- The arguments for the `pgx_alter_confidential_policy` system management function can be specified in any order.
- The action parameters below can be specified. When action parameters are omitted, `ADD_COLUMN` is applied.

| Parameter                           | Description   |
|-------------------------------------|---|
| <code>ADD_COLUMN</code>             | Adds a masking target to a masking policy.                        |
| <code>DROP_COLUMN</code>            | Deletes a masking target from a masking policy.                   |
| <code>MODIFY_EXPRESSION</code>      | Changes expression.   |
| <code>MODIFY_COLUMN</code>          | Changes the content of a masking policy set for a masking target. |
| <code>SET_POLICY_DESCRIPTION</code> | Changes <code>policy_description</code> .                         |
| <code>SET_COLUMN_DESCRIPTION</code> | Changes <code>column_description</code> .                         |

- The `function_parameters` argument is enabled when the `function_type` is `PARTIAL`. If the `function_type` is other than `PARTIAL`, it will be ignored.

- The arguments below are enabled when the `function_type` is REGEXP. If the `function_type` is other than REGEXP, these arguments will be ignored.
  - `regexp_pattern`
  - `regexp_replacement`
  - `regexp_flags`



- Refer to "String Constants" in the PostgreSQL Documentation for information on the strings to specify for arguments.
- Refer to "POSIX Regular Expressions" in the PostgreSQL Documentation and check pattern, replacement, and flags for information on the values that can be specified for `regexp_pattern`, `regexp_replacement`, and `regexp_flags`.

## B.3.2 pgx\_create\_confidential\_policy

### Description

Creates masking policies

### Format

The format varies depending on the masking type. The format is shown below.

```
pgx_create_confidential_policy(
[schema_name      := 'schemaName',]
table_name       := 'tableName',
policy_name      := 'policyName',
expression       := 'expr'
[, enable        := 'policyStatus']
[, policy_description := 'policyDesc']
[, column_name    := 'colName'
  [, function_type := 'FULL'] |
  [, function_type := 'PARTIAL', partialOpt] |
  [, function_type := 'REGEXP', regexpOpt]
  [, column_description := 'colDesc']
])
```

```
partialOpt:
function_parameters := 'maskingFmt'
```

```
regexpOpt:
regexp_pattern      := 'regexpPattern',
regexp_replacement  := 'regexpReplacementChar',
[, regexp_flags     := 'regexpFlags']
```

### Argument

Details are as follows.

| Masking type for which an argument can be specified | Argument                 | Data type                | Description  | Default value |
|---|--------------------------|--------------------------|--|---------------|
| All   | <code>schema_name</code> | <code>varchar(63)</code> | Schema name of table for which the masking policy is created | 'public'      |
|   | <code>table_name</code>  | <code>varchar(63)</code> | Name of table for which the masking policy is created        | Mandatory     |

| Masking type for which an argument can be specified | Argument            | Data type     | Description  | Default value |
|---|---------------------|---------------|--|---------------|
|   | policy_name         | varchar(63)   | Masking policy name  | Mandatory     |
|   | expression          | varchar(1024) | Masking condition  | Mandatory     |
|   | enable              | boolean       | Masking policy status<br>- 't': Enabled<br>- 'f': Disabled   | 't'           |
|   | policy_description  | varchar(1024) | Masking policy description   | NULL          |
|   | column_name         | varchar(63)   | Masking target name  | NULL          |
|   | function_type       | varchar(63)   | Masking type<br>- 'FULL': Full masking<br>- 'PARTIAL': Partial masking<br>- 'REGEXP': Regular expression masking | 'FULL'        |
|   | column_description  | varchar(1024) | Masking target description   | NULL          |
| Partial masking                                     | function_parameters | varchar(1024) | Masking format for partial masking   | Mandatory     |
| Regular expression masking                          | regexp_pattern      | varchar(1024) | Search pattern for regular expression masking  | Mandatory     |
|   | regexp_replacement  | varchar(1024) | Replacement character/string for regular expression masking  | Mandatory     |
|   | regexp_flags        | varchar(20)   | Regular expression flags   | NULL          |

Details about whether arguments can be omitted are as follows.

| Argument            | Mandatory or optional |                 |                            |
|---------------------|-----------------------|-----------------|----------------------------|
|                     | Full masking          | Partial masking | Regular expression masking |
| schema_name         | Y                     | Y               | Y                          |
| table_name          | N                     | N               | N                          |
| policy_name         | N                     | N               | N                          |
| expression          | N                     | N               | N                          |
| enable              | Y                     | Y               | Y                          |
| policy_description  | Y                     | Y               | Y                          |
| column_name         | Y                     | Y               | Y                          |
| function_type       | Y                     | Y               | Y                          |
| column_description  | Y                     | Y               | Y                          |
| function_parameters | -                     | N               | -                          |
| regexp_pattern      | -                     | -               | N                          |
| regexp_replacement  | -                     | -               | N                          |
| regexp_flags        | -                     | -               | Y                          |

Y: Can be omitted; N: Cannot be omitted; -: Ignored when specified

## Return value

| Return value | Description      |
|--------------|------------------|
| TRUE         | Ended normally   |
| FALSE        | Ended abnormally |

## Execution example 1

Creating masking policy p1 that does not contain a masking target

```
postgres=# select pgx_create_confidential_policy(table_name := 't1', policy_name := 'p1',
expression := 'l=1');
pgx_create_confidential_policy
-----
t
(1 row)
```

## Execution example 2

Creating masking policy p1 that contains masking target c1 of which the masking type is full masking

```
postgres=# select pgx_create_confidential_policy(schema_name := 'public', table_name := 't1',
policy_name := 'p1', expression := 'l=1', enable := 't', policy_description := 'this policy is an
example.', column_name := 'c1', function_type := 'FULL', column_description := 'c1 column is FULL.');
```

```
pgx_create_confidential_policy
-----
t
(1 row)
```

## Execution example 3

Creating masking policy p1 that contains masking target c2 of which the masking type is partial masking

```
postgres=# select pgx_create_confidential_policy( table_name := 't1', policy_name := 'p1',
expression := 'l=1', column_name := 'c2', function_type := 'PARTIAL', function_parameters :=
'VVVFVVVFVVVV, VVV-VVVV-VVVV, *, 4, 11');
```

```
pgx_create_confidential_policy
-----
t
(1 row)
```

## Execution example 4

Creating masking policy p1 that contains masking target c3 of which the masking type is regular expression masking

```
postgres=# select pgx_create_confidential_policy( table_name := 't1', policy_name := 'p1',
expression := 'l=1', column_name := 'c3', function_type := 'REGEXP', regexp_pattern := '(.*)(@.*)',
regexp_replacement := 'xxx\2', regexp_flags := 'g');
```

```
pgx_create_confidential_policy
-----
t
(1 row)
```

## Description

- The arguments for the `pgx_create_confidential_policy` system management function can be specified in any order.
- If `column_name` is omitted, only masking policies that do not contain masking target will be created.
- One masking policy can be created for each table. Use the `pgx_alter_confidential_policy` system management function to add a masking target to a masking policy.

- The `function_parameters` argument is enabled when the `function_type` is `PARTIAL`. If the `function_type` is other than `PARTIAL`, it will be ignored.
- The arguments below are enabled when the `function_type` is `REGEXP`. If the `function_type` is other than `REGEXP`, these arguments will be ignored.
  - `regexp_pattern`
  - `regexp_replacement`
  - `regexp_flags`

### Note

If a table for which a masking policy is to be applied is deleted, delete the masking policy as well.

### See

- Refer to "String Constants" in the PostgreSQL Documentation for information on the strings to specify for arguments.
- Refer to "POSIX Regular Expressions" in the PostgreSQL Documentation and check `pattern`, `replacement`, and `flags` for information on the values that can be specified for `regexp_pattern`, `regexp_replacement`, and `regexp_flags`.

## B.3.3 `pgx_drop_confidential_policy`

### Description

Deletes masking policies

### Format

```
pgx_drop_confidential_policy(
[schema_name      := 'schemaName', ]


```

### Argument

Details are as follows.

| Argument                 | Data type                | Description  | Default value |
|--------------------------|--------------------------|--|---------------|
| <code>schema_name</code> | <code>varchar(63)</code> | Schema name of table for which a masking policy is deleted | 'public'      |
| <code>table_name</code>  | <code>varchar(63)</code> | Name of table for which a masking policy is deleted        | Mandatory     |
| <code>policy_name</code> | <code>varchar(63)</code> | Masking policy name  | Mandatory     |

Details about whether arguments can be omitted are as follows.

| Argument                 | Mandatory or optional |
|--------------------------|-----------------------|
| <code>schema_name</code> | Y                     |
| <code>table_name</code>  | N                     |
| <code>policy_name</code> | N                     |

Y: Can be omitted; N: Cannot be omitted



## Return value

| Return value | Description      |
|--------------|------------------|
| TRUE         | Ended normally   |
| FALSE        | Ended abnormally |

## Execution example

Deleting masking policy p1

```
postgres=# select pgx_drop_confidential_policy(table_name := 't1', policy_name := 'p1');
pgx_drop_confidential_policy
-----
t
(1 row)
```

## Description

The arguments for the `pgx_drop_confidential_policy` system management function can be specified in any order.



### Note

If a table for which a masking policy is to be applied is deleted, delete the masking policy as well.



### See

Refer to "String Constants" in the PostgreSQL Documentation for information on the strings to specify for arguments.

## B.3.4 pgx\_enable\_confidential\_policy

### Description

Enables or disables masking policies

### Format

```
pgx_enable_confidential_policy(  
[schema_name      := 'schemaName', ]  
table_name        := 'tableName',  
policy_name       := 'policyName',  
enable            := 'policyStatus'  
)
```

### Argument

Details are as follows.

| Argument                 | Data type                | Description  | Default value |
|--------------------------|--------------------------|--|---------------|
| <code>schema_name</code> | <code>varchar(63)</code> | Schema name of table for which a masking policy is enabled or disabled | 'public'      |
| <code>table_name</code>  | <code>varchar(63)</code> | Name of table for which a masking policy is enabled or disabled        | Mandatory     |
| <code>policy_name</code> | <code>varchar(63)</code> | Masking policy name  | Mandatory     |
| <code>enable</code>      | <code>boolean</code>     | Masking policy status<br>- 't': Enabled                                | Mandatory     |

| Argument | Data type | Description     | Default value |
|----------|-----------|-----------------|---------------|
|          |           | - 'f': Disabled |               |

Details about whether arguments can be omitted are as follows.

| Argument    | Mandatory or optional |
|-------------|-----------------------|
| schema_name | Y                     |
| table_name  | N                     |
| policy_name | N                     |
| enable      | N                     |

Y: Can be omitted; N: Cannot be omitted

### Return value

| Return value | Description      |
|--------------|------------------|
| TRUE         | Ended normally   |
| FALSE        | Ended abnormally |

### Execution example

Enabling masking policy p1

```
postgres=# select pgx_enable_confidential_policy(table_name := 't1', policy_name := 'p1', enable :=
't');
 pgx_enable_confidential_policy
-----
 t
(1 row)
```

### Description

The arguments for the pgx\_enable\_confidential\_policy system management function can be specified in any order.



Refer to "String Constants" in the PostgreSQL Documentation for information on the strings to specify for arguments.

## B.3.5 pgx\_update\_confidential\_values

### Description

Changes replacement characters when full masking is specified for masking type

### Format

```
pgx_update_confidential_values(
[number_value := 'numberValue']
[, char_value := 'charValue']
[, varchar_value := 'varcharValue']
[, date_value := 'dateValue']
[, ts_value := 'tsValue']
)
```

## Argument

Details are as follows.

| Argument      | Data type  | Description                             |
|---------------|------------|---|
| number_value  | integer    | Replacement character in numeric type   |
| char_value    | varchar(1) | Replacement character in char type      |
| varchar_value | varchar(1) | Replacement character in varchar type   |
| date_value    | date       | Replacement character in date type      |
| ts_value      | timestamp  | Replacement character in timestamp type |

## Return value

| Return value | Description      |
|--------------|------------------|
| TRUE         | Ended normally   |
| FALSE        | Ended abnormally |

## Execution example

Using '\*' as a replacement character in char type and varchar type

```
postgres=# select pgx_update_confidential_values(char_value := '*', varchar_value := '*');
pgx_update_confidential_values
-----
t
(1 row)
```

## Description

- The arguments for the pgx\_update\_confidential\_values system management function can be specified in any order.
- Specify one or more arguments for the pgx\_update\_confidential\_values system management function. A replacement character is not changed for an omitted argument.



See

Refer to "String Constants" in the PostgreSQL Documentation for information on the strings to specify for arguments.

## B.4 VCI Data Load Control Function

The table below lists the function that loads VCI data to buffer cache.

Table B.4 VCI data load control function

| Name                                | Return type | Description                         |
|-------------------------------------|-------------|-------------------------------------|
| pgx_prewarm_vci(vci_index regclass) | int8        | Loads the VCI data to buffer cache. |

pgx\_prewarm\_vci loads the specified VCI data to buffer cache and returns the number of blocks of the loaded VCI data.

The aggregation process using VCI may take time immediately after an instance is started, because the VCI data has not been loaded to buffer cache. Therefore, the first aggregation process can be sped up by executing pgx\_prewarm\_vci after an instance is started.

The amount of memory required for preloading is the number of blocks returned by pgx\_prewarm\_vci multiplied by the size of one block.

This function can only be executed if the user has reference privilege to the VCI index and execution privilege to the pg\_prewarm function.

## B.5 High-Speed Data Load Control Functions

---

The table below lists the functions that can be used for high-speed data load.

Table B.5 High-speed data load control functions

| Name                | Return type | Description   |
|---------------------|-------------|---|
| pgx_loader          | bigint      | Creates dynamic shared memory, starts parallel workers and loads data |
| pgx_loader_recovery | smallint    | Resolves in-doubt transactions  |

The `pgx_loader` command executes the above functions internally.

## Appendix C System Views

This appendix describes how to use the system views in FUJITSU Enterprise Postgres.



See

Refer to "System Views" under "Internals" in the PostgreSQL Documentation for information on other system views.

### C.1 pgx\_tablespaces

The `pgx_tablespaces` catalog provides information related to the encryption of tablespaces.

| Column                     | Type              | References                     | Description                     |
|----------------------------|-------------------|--------------------------------|---------------------------------|
| <code>spctablespace</code> | <code>oid</code>  | <code>pg_tablespace.oid</code> | Tablespace OID                  |
| <code>spcencalgo</code>    | <code>text</code> |                                | Tablespace encryption algorithm |

The `spcencalgo` string displays one of the following values:

- none: Tablespace is not encrypted
- AES128: AES with key length of 128 bits
- AES256: AES with key length of 256 bits

### C.2 pgx\_stat\_lwlock

The `pgx_stat_lwlock` view displays statistics related to lightweight locks, with each type of content displayed on a separate line.

Table C.1 `pgx_stat_lwlock` view

| Column                       | Type                                 | Description  |
|------------------------------|--------------------------------------|--|
| <code>lwlock_name</code>     | <code>name</code>                    | Name of the lightweight lock   |
| <code>total_waits</code>     | <code>bigint</code>                  | Number of waits caused by the lightweight lock                       |
| <code>total_wait_time</code> | <code>double precision</code>        | Number of milliseconds spent in waits caused by the lightweight lock |
| <code>stats_reset</code>     | <code>timestamp with timezone</code> | Last time at which this statistics was reset                         |

### C.3 pgx\_stat\_latch

The `pgx_stat_latch` view displays statistics related to latches, with each type of wait information within FUJITSU Enterprise Postgres displayed on a separate line.

Table C.2 `pgx_stat_latch` view

| Column                       | Type                                 | Description   |
|------------------------------|--------------------------------------|---|
| <code>latch_name</code>      | <code>name</code>                    | Name of the latch   |
| <code>total_waits</code>     | <code>bigint</code>                  | Number of waits caused a wait                             |
| <code>total_wait_time</code> | <code>double precision</code>        | Number of milliseconds spent in waits caused by the latch |
| <code>stats_reset</code>     | <code>timestamp with timezone</code> | Last time at which this statistic was reset               |

### C.4 pgx\_stat\_walwriter

The `pgx_stat_walwriter` view displays statistics related to WAL writing, in a single line.

Table C.3 pgx\_stat\_walwriter view

| Column           | Type                    | Description  |
|------------------|-------------------------|--|
| dirty_writes     | bigint                  | Number of times old WAL buffers were written to the disk because the WAL buffer was full when WAL records were added |
| writes           | bigint                  | Number of WAL writes   |
| write_blocks     | bigint                  | Number of WAL write blocks   |
| total_write_time | double precision        | Number of milliseconds spent on WAL writing  |
| stats_reset      | timestamp with timezone | Last time at which this statistic was reset  |

## C.5 pgx\_stat\_sql

The pgx\_stat\_sql view displays statistics related to SQL statement executions, with each type of SQL statement displayed on a separate line.

Table C.4 pgx\_stat\_sql view

| Column                   | Type                    | Description  |
|--------------------------|-------------------------|--|
| selects                  | bigint                  | Number of SELECT statements executed<br><br>In database multiplexing mode, this number includes the SELECT statements executed in Mirroring Controller. Mirroring Controller executes the SELECT statement using the interval specified for the heartbeat_interval of the server definition file (milliseconds). |
| inserts                  | bigint                  | Number of INSERT statements executed   |
| deletes                  | bigint                  | Number of DELETE statements executed   |
| updates                  | bigint                  | Number of UPDATE statements executed   |
| selects_with_parallelism | bigint                  | Number of times parallel scan was used in SELECT statements  |
| inserts_with_parallelism | bigint                  | Not used   |
| deletes_with_parallelism | bigint                  | Not used   |
| updates_with_parallelism | bigint                  | Not used   |
| copies_with_parallelism  | bigint                  | Not used   |
| declares                 | bigint                  | Number of DECLARE statements executed (number of cursor OPENS)   |
| fetches                  | bigint                  | Number of FETCH statements executed  |
| checkpoints              | bigint                  | Number of CHECKPOINT statements executed   |
| clusters                 | bigint                  | Number of CLUSTER statements executed  |
| copies                   | bigint                  | Number of COPY statements executed   |
| reindexes                | bigint                  | Number of REINDEX statements executed  |
| truncates                | bigint                  | Number of TRUNCATE statements executed   |
| locks                    | bigint                  | Number of times a lock occurred  |
| stats_reset              | timestamp with timezone | Last time at which this statistic was reset  |

## C.6 pgx\_stat\_gmc

The pgx\_stat\_gmc view provides information about the GMC areas.

Table C.5 pgx\_stat\_gmc view

| Column      | Type                    | Description  |
|-------------|-------------------------|--|
| searches    | bigint                  | Number of times the cache table is searched.               |
| hits        | bigint                  | Number of times the cache table is hit.                    |
| size        | bigint                  | The current amount of memory (bytes) used in the GMC area. |
| stats_reset | timestamp with timezone | Last time these statistics were reset.                     |

## Appendix D Tables Used by Data Masking

This appendix explains tables used by the data masking feature.

### Note

These tables are updated by the data masking control function, so do not use SQL statements to directly update these tables.

### D.1 `pgx_confidential_columns`

This table provides information on masking target for which masking policies are set.

| Column                           | Type                       | Description   |
|----------------------------------|----------------------------|---|
| <code>schema_name</code>         | <code>varchar(63)</code>   | Schema name of table for which a masking policy is applied  |
| <code>table_name</code>          | <code>varchar(63)</code>   | Name of table for which a masking policy is applied   |
| <code>policy_name</code>         | <code>varchar(63)</code>   | Masking policy name   |
| <code>column_name</code>         | <code>varchar(63)</code>   | Masking target name   |
| <code>function_type</code>       | <code>varchar(63)</code>   | Masking type <ul style="list-style-type: none"><li>- 'FULL': Full masking</li><li>- 'PARTIAL': Partial masking</li><li>- 'REGEXP': Regular expression masking</li></ul> |
| <code>function_parameters</code> | <code>varchar(1024)</code> | Masking format for partial masking  |
| <code>regexp_pattern</code>      | <code>varchar(1024)</code> | Search pattern for regular expression masking   |
| <code>regexp_replacement</code>  | <code>varchar(1024)</code> | Replacement character/string for regular expression masking   |
| <code>regexp_flags</code>        | <code>varchar(20)</code>   | Regular expression flags  |
| <code>column_description</code>  | <code>varchar(1024)</code> | Masking target description  |

#### Execution example

```
postgres=# select * from pgx_confidential_columns;
 schema_name | table_name | policy_name | column_name | function_type |
function_parameters          | regexp_pattern | regexp_replacement | regexp_flags |
column_description
-----+-----+-----+-----+-----+-----
-----+-----+-----+-----+-----+-----
public       | t1        | p1         | c1          | FULL         |
|
public       | t1        | p1         | c2          | PARTIAL      | VVVVVVVVVVVVVV, VVV-VVVV-VVVV,
*, 4, 11 |
(2 row)
```

### D.2 `pgx_confidential_policies`

This table provides information on masking policies.

| Column                   | Type                     | Description  |
|--------------------------|--------------------------|--|
| <code>schema_name</code> | <code>varchar(63)</code> | Schema name of table for which a masking policy is applied |



| Column             | Type          | Description  |
|--------------------|---------------|--|
| table_name         | varchar(63)   | Name of table for which a masking policy is applied        |
| policy_name        | varchar(63)   | Masking policy name  |
| expression         | varchar(1024) | Masking condition  |
| enable             | boolean       | Masking policy status<br>- 't': Enabled<br>- 'f': Disabled |
| policy_description | varchar(1024) | Masking policy description                                 |

### Execution example

```
postgres=# select * from pgx_confidential_policies;
 schema_name | table_name | policy_name | expression | enable | policy_description
-----+-----+-----+-----+-----+-----
 public      | t1         | p1          | 1=1        | t      |
(1 row)
```

## D.3 pgx\_confidential\_values

This table provides information on replacement characters when full masking is specified for masking type.

| Column          | Data type  | Description    | Default value         |
|-----------------|------------|----------------|-----------------------|
| number_value    | integer    | Numeric        | 0                     |
| char_value      | varchar(1) | char type      | Spaces                |
| varchar_value   | varchar(1) | varchar type   | Spaces                |
| date_value      | date       | date type      | '1970-01-01'          |
| timestamp_value | timestamp  | timestamp type | '1970-01-01 00:00:00' |

### Execution example

```
postgres=# select * from pgx_confidential_values;
 number_value | char_value | varchar_value | date_value | ts_value
-----+-----+-----+-----+-----
          0 |           |              | 1970-01-01 | 1970-01-01 00:00:00
(1 row)
```

# Appendix E Tables Used by High-Speed Data Load

This appendix describes the tables used by high-speed data load.

## E.1 pgx\_loader\_state

The pgx\_loader\_state table provides information about transactions prepared by high-speed data load.

| Column       | Type    | Description   |
|--------------|---------|---|
| id           | serial  | Unique identifier.<br>This value is assigned from the pgx_loader_state_id_seq sequence.   |
| gid          | text    | Global transaction identifier assigned to a transaction.  |
| state        | text    | State of the transaction.<br>The value can be one of the following: <ul style="list-style-type: none"><li>- commit: The prepared transaction has been committed.</li><li>- rollback: The prepared transaction is in in-doubt state.</li></ul> |
| master_pid   | integer | Process ID of the backend process (master process) that executed the pgx_loader control function.   |
| role_oid     | integer | Role identifier (OID). A prepared transaction can only be completed by the same user who executed the original transaction or by a superuser.   |
| relation_oid | integer | Object identifier (OID).  |

### Note

The pgx\_loader\_state table and pgx\_loader\_state\_id\_seq sequence are updated by high-speed data load. Do not update these database objects directly using SQL.

# Appendix F Starting and Stopping the Web Server Feature of WebAdmin

To use WebAdmin for creating and managing a FUJITSU Enterprise Postgres instance on a server where FUJITSU Enterprise Postgres is installed, you must first start the Web server feature of WebAdmin.

- Using WebAdmin in a single-server configuration

You must start the Web server on the server on which FUJITSU Enterprise Postgres and WebAdmin are installed.

- Using WebAdmin in a multiserver configuration

You must start the Web server on all servers on which WebAdmin has been installed.

This appendix describes how to start and stop the Web server feature of WebAdmin.

Note that "<x>" in paths indicates the product version.



See

Refer to "Installing WebAdmin in a Multiserver Configuration" in the Installation and Setup Guide for Server for information on multiserver installation.

## F.1 Starting the Web Server Feature of WebAdmin

Follow the procedure below to start the Web server feature of WebAdmin.

1. Change to superuser

Acquire superuser privileges on the system.

Example

```
$ su -  
Password:*****
```

2. Start the Web server feature of WebAdmin

Execute the WebAdminStart command to start the Web server feature of WebAdmin.

Example

If WebAdmin is installed in /opt/fsepv<x>webadmin:

```
# cd /opt/fsepv<x>webadmin/sbin  
# ./WebAdminStart
```

## F.2 Stopping the Web Server Feature of WebAdmin

This section describes how to stop the Web server feature of WebAdmin.

Follow the procedure below to stop the Web server feature of WebAdmin.

1. Change to superuser

Acquire superuser privileges on the system.

Example

```
$ su -  
Password:*****
```

2. Stop the Web server feature of WebAdmin

Execute the WebAdminStop command to stop the Web server feature of WebAdmin.

### Example

If WebAdmin is installed in /opt/fsepv<x>webadmin:

```
# cd /opt/fsepv<x>webadmin/sbin  
# ./WebAdminStop
```

# Appendix G WebAdmin Wallet

This appendix describes how to use the Wallet feature of WebAdmin.

When a remote instance or a standby instance is created, it is necessary to provide user name and password for authentication with the remote machine or the database instance.

The Wallet feature in WebAdmin is a convenient way to create and store these credentials.


Once created, these credentials can be repeatedly used in one or more instances.

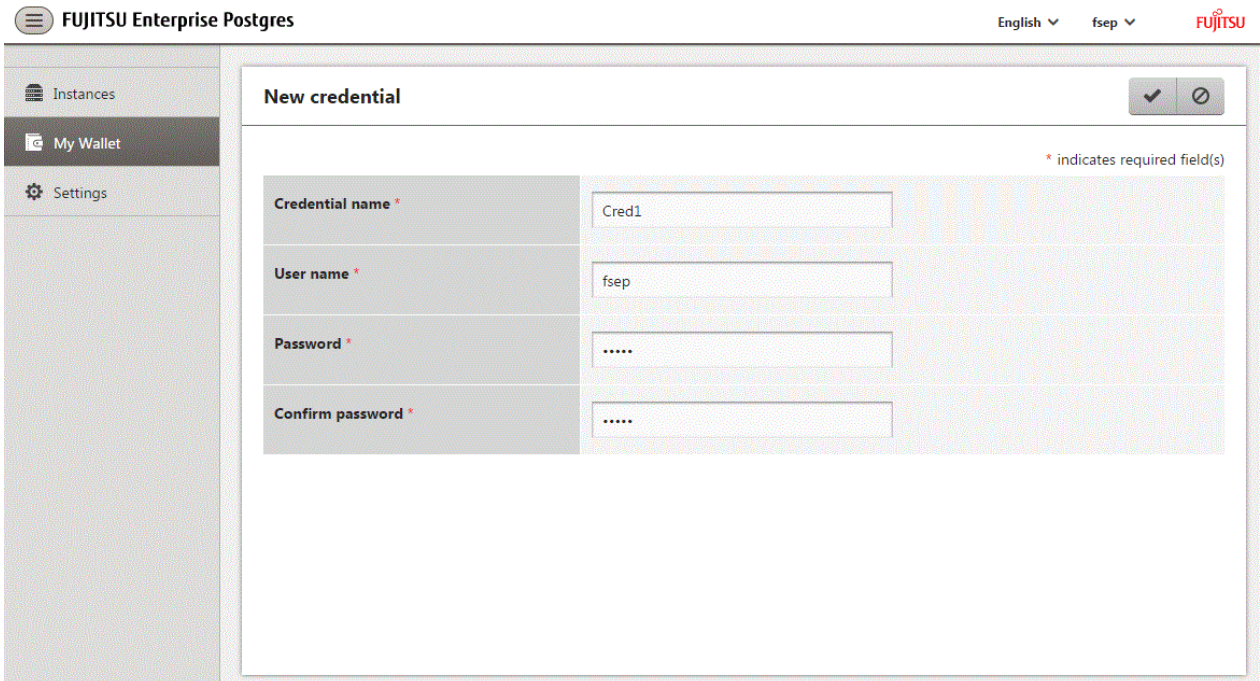
## Note

It is not mandatory to create a credential in the Wallet. It is possible to create a remote instance or a standby instance without creating any credential in the Wallet.

If no credential is created beforehand, a user name and password can be entered in the instance creation page. When creating a "Remote" instance, if operating system credentials are entered without using a credential stored in the Wallet, WebAdmin automatically creates a credential with the given user name and password, and stores it in the user's wallet for future use.

## G.1 Creating a Credential

1. In the [My Wallet] tab, click . The [New credential] page will be displayed.
2. Enter the information for the credentials.



The screenshot displays the 'New credential' page in the Fujitsu Enterprise Postgres WebAdmin interface. The page title is 'New credential'. On the left, a sidebar shows 'My Wallet' selected. The main content area contains a form with the following fields:

| Field Label        | Value |
|--------------------|-------|
| Credential name *  | Cred1 |
| User name *        | fsep  |
| Password *         | ..... |
| Confirm password * | ..... |

A note at the top right of the form states: '\* indicates required field(s)'. The top navigation bar includes 'FUJITSU Enterprise Postgres', 'English', 'fsep', and the Fujitsu logo.

Enter the following items. Credential name, User name and Password should not contain hazardous characters. Refer to "[Appendix H WebAdmin Disallow User Inputs Containing Hazardous Characters](#)".

- [Credential name]: Name of the credential

The name must meet the conditions below:

- Maximum of 16 characters
- The first character must be an ASCII alphabetic character
- The other characters must be ASCII alphanumeric characters

- [User name]: The operating system user name or database instance user name that will be used later
- [Password]: Password for the user
- [Confirm password]: Reenter the password.

3. Click  to store the credential.

## G.2 Using a Credential

Once a credential is created in the Wallet, it can be used during remote instance creation or standby instance creation.

The following page uses the credential that was created in the previous section.

The screenshot displays the 'Create instance' configuration page in the Fujitsu Enterprise Postgres interface. The page is titled 'Create instance' and includes a sidebar with navigation options: 'Instances', 'My Wallet', and 'Settings'. The main content area is divided into several sections:

- Configuration type:** Set to 'Standalone configuration'.
- Server product type:** Set to 'FUJITSU Enterprise Postgres 13'.
- Standalone configuration:**
  - Location:** Set to 'Remote'.
  - Instance name:** 'inst2'.
  - Instance port:** '27502'.
  - Host name:** 'Standby+Host'.
  - Operating system credential:** Set to 'Cred1'. Below this, the 'User name' field is populated with 'fsep' and the 'Password' field is masked with '\*\*\*\*\*'.
  - Data storage path:** '/database/fsep/inst2/data'.
  - Backup:** Set to 'Enabled'. The 'Backup storage path' is '/database/fsep/inst2/backup'.
  - Transaction log path:** '/database/fsep/inst2/transactionlog'.
  - Encoding:** 'UTF8'.
  - WAL file size (MB):** '8'.
- Remote WebAdmin port:** '25515'.

When "Cred1" is selected in [Operating system credential], the user name and password are automatically populated from the credential.

## Appendix H WebAdmin Disallow User Inputs Containing Hazardous Characters

WebAdmin considers the following as hazardous characters, which are not allowed in user inputs.

- | (pipe sign)
- & (ampersand sign)
- ; (semicolon sign)
- \$ (dollar sign)
- % (percent sign)
- @ (at sign)
- ' (single apostrophe)
- " (quotation mark)
- \ ' (backslash-escaped apostrophe)
- \ " (backslash-escaped quotation mark)
- <> (triangular parenthesis)
- () (parenthesis)
- + (plus sign)
- CR (Carriage return, ASCII 0x0d)
- LF (Line feed, ASCII 0x0a)
- , (comma sign)
- \ (backslash)

## Appendix I Collecting Failure Investigation Data

If the cause of an error that occurs while building the environment or during operations is unclear, data must be collected for initial investigation.

This appendix describes how to collect data for initial investigation.

Use the `pgx_fjqssinf` command to collect data for initial investigation.



See

.....  
Refer to the Reference for information on the `pgx_fjqssinf` command.  
.....



# Appendix J Operation of Transparent data Encryption in File-based Keystores

This appendix explains about the operation of transparent data encryption in file-based.

## J.1 Setting the Master Encryption Key

To use transparent data encryption, you must create a keystore and set the master encryption key.

1. In the `keystore_location` parameter of `postgresql.conf`, specify the directory to store the keystore.

Specify a different location for each database cluster.

```
keystore_location = '/key/store/location'
```

Refer to "[Appendix A Parameters](#)" for information on `postgresql.conf`.

After editing the `postgresql.conf` file, either start or restart the instance.

- Using WebAdmin

Refer to "[2.1.1 Using WebAdmin](#)", and restart the instance.

- Using the `pg_ctl` command

Specify the following in the `pg_ctl` command:

- Specify "restart" as the mode.
- Specify the data storage destination directory in the `-D` option. If the `-D` option is omitted, the value of the `PGDATA` environment variable is used by default.
- Specify the `-w` option. This means that the command returns after waiting for the instance to start. If the `-w` option is not specified, it may not be possible to determine if the starting of the instance completed successfully or if it failed.

Example

```
> pg_ctl restart -w -D /database/inst1
```

2. Execute an SQL function, such as the one below, to set the master encryption key. This must be performed by the superuser. Execute it as the database superuser.

```
SELECT pgx_set_master_key('passphrase');
```

The value "passphrase" is the passphrase that will be used to open the keystore. The master encryption key is protected by this passphrase, so avoid specifying a short simple string that is easy to guess.

Refer to "[B.2 Transparent Data Encryption Control Functions](#)" for information on the `pgx_set_master_key` function.



Note that if you forget the passphrase, you will not be able to access the encrypted data. There is no method to retrieve a forgotten passphrase and decrypt data. Do not, under any circumstances, forget the passphrase.

The `pgx_set_master_key` function creates a file with the name `keystore.ks` in the keystore storage destination. It also creates a master encryption key from random bit strings, encrypts it with the specified passphrase, and stores it in `keystore.ks`. At this point, the keystore is open.

## J.2 Opening the Keystore

To create encrypted tablespaces and access the encrypted data, you must first open the keystore. When you open the keystore, the master encryption key is loaded into the database server memory and becomes usable for encryption and decryption.

You need to open the keystore each time you start the instance. To open the keystore, the database superuser must execute the following SQL function.

```
SELECT pgx_open_keystore('passphrase');
```

The value "passphrase" is the passphrase specified during creation of the keystore.

Refer to "[B.2 Transparent Data Encryption Control Functions](#)" for information on the `pgx_open_keystore` function.

Note that, in the following cases, the passphrase must be entered when starting the instance, because the encrypted WAL must be decrypted for recovery. In this case, the above-mentioned `pgx_open_keystore` function cannot be executed.

- If performing crash recovery at the time of starting the instance
- If performing recovery using continuous archiving

For the above cases, specify the `--keystore-passphrase` option in the `pg_ctl` command, and then start the instance. This will display the prompt for the passphrase to be entered, as shown below.

```
> pg_ctl --keystore-passphrase start
Enter the passphrase:
The server is starting
>
```



### Point

When using an automatically opening keystore, you do not need to enter the passphrase and you can automatically open the keystore when the database server starts. Refer to "[J.5.3 Enabling Automatic Opening of the Keystore](#)" for details.

---

## J.3 Encrypting a Tablespace

Refer to "[5.5 Encrypting a Tablespace](#)".

---

## J.4 Checking an Encrypted Tablespace

Refer to "[5.6 Checking an Encrypted Tablespace](#)".

---

## J.5 Managing the Keystore

This section describes how to manage the keystore and the master encryption key to guard against the threat of theft.

---

### J.5.1 Changing the Master Encryption Key

Using the same encryption key for an extended period gives attackers an opportunity to decipher the encrypted data. It is recommended that you change the key at regular intervals, or whenever the key is exposed to risk.

Adhere to the industry's best practices for encryption algorithms and key management when considering how often the key should be changed. For example, the NIST in the United States has published "NIST Special Publication 800-57". The PCI DSS also refers to this publication. This publication recommends changing the master encryption key once a year.

To change the master encryption key, execute the `pgx_set_master_key` function, which is the same function used for configuring the key. Refer to "[J.1 Setting the Master Encryption Key](#)" for details.

After changing the master encryption key, you must immediately back up the keystore.

---

### J.5.2 Changing the Keystore Passphrase

In security policies for organizations, it is usually a requirement that the passphrase be changed whenever a security administrator who knows the passphrase is removed from duties due to transfer or retirement. It is also recommended that the passphrase be changed if it is ever exposed to risks due to deception such as social engineering.

To change the keystore passphrase, execute the following SQL function as a superuser.

```
SELECT pgx_set_keystore_passphrase('oldPassphrase', 'newPassphrase');
```

After changing the passphrase, you must immediately back up the keystore.

Refer to "[B.2 Transparent Data Encryption Control Functions](#)" for information on the `pgx_set_keystore_passphrase` function.

## J.5.3 Enabling Automatic Opening of the Keystore

When using an automatically opening keystore, you do not need to enter the passphrase and you can automatically open the keystore when the instance starts. Execute the `pgx_keystore` command to enable automatic opening of the keystore.

```
> pgx_keystore --enable-auto-open /key/store/location/keystore.ks
Enter the passphrase:
Automatic opening of the keystore is now enabled
>
```



### See

Refer to "`pgx_keystore`" in the Reference for information on `pgx_keystore` command.

When automatic opening is enabled, an automatically opening keystore is created in the same directory as the original keystore. The file name of the automatically opening keystore is `keystore.aks`. The file `keystore.aks` is an obfuscated copy of the decrypted content of the `keystore.ks` file. As long as this file exists, there is no need to enter the passphrase to open the keystore when starting the instance.

Do not delete the original keystore file, `keystore.ks`. It is required for changing the master encryption key and the passphrase. When you change the master encryption key and the passphrase, `keystore.aks` is recreated from the original keystore file, `keystore.ks`.

Protect `keystore.ks`, `keystore.aks`, and the directory that stores the keystore so that only the user who starts the instance can access them.

Configure the permission of the files so that only the user who starts the instance can access the SQL functions and commands that create these files. Accordingly, manually configure the same permission mode if the files are restored.



### Example

```
# chown -R fsepuser:fsepuser /key/store/location
# chmod 700 /key/store/location
# chmod 600 /key/store/location/keystore.ks
# chmod 600 /key/store/location/keystore.aks
```

An automatically opening keystore will only open on the computer where it was created.

To disable automatic opening of the keystore, delete `keystore.aks`.



### Note

- To use WebAdmin for recovery, you must enable automatic opening of the keystore.
- Refer to "[5.8 Backing Up and Restoring/Recovering the Database](#)" after enabling or reconfiguring encryption to back up the database.
- Specify a different directory from those below as the keystore storage destination:
  - Data storage destination
  - Tablespace storage destination
  - Transaction log storage destination
  - Backup data storage destination

## J.5.4 Backing Up and Recovering the Keystore

Back up the keystore at the following times in case it is corrupted or lost. Note that you must store the database and the keystore on separate data storage media. Storing both on the same data storage medium risks the danger of the encrypted data being deciphered if the medium is stolen. A passphrase is not required to open an automatically opening keystore, so store this type of keystore in a safe location.

- When the master encryption key is first configured
- When the master encryption key is changed
- When the database is backed up
- When the keystore passphrase is changed

### Point

Do not overwrite an old keystore when backing up a keystore. This is because during database recovery, you must restore the keystore to its state at the time of database backup. When the backup data of the database is no longer required, delete the corresponding keystore.

### Example

- Back up the database and the keystore on May 1, 2020.

```
> pgx_dmpall -D /database/inst1
> cp -p /key/store/location/keystore.ks /keybackup/keystore_20200501.ks
```

Specify the following in the `pgx_dmpall` command:

- Specify the data storage destination in the `-D` option. If the `-D` option is omitted, the value of the `PGDATA` environment variable is used by default.
- Change the master encryption key, and back up the keystore on May 5, 2020.

```
> psql -c "SELECT pgx_set_master_key('passphrase');" postgres
> cp -p /key/store/location/keystore.ks /keybackup/keystore_20200505.ks
```

Specify the following in the `psql` command:

- Specify the SQL function that sets the master encryption key in the `-c` option.
- Specify the name of the database to be connected to as the argument.

If the keystore is corrupted or lost, restore the keystore containing the latest master encryption key. If there is no keystore containing the latest master encryption key, restore the keystore to its state at the time of database backup, and recover the database from the database backup. This action recovers the keystore to its latest state.

### Example

- Restore the keystore containing the latest master encryption key as of May 5, 2020.

```
> cp -p /keybackup/keystore_20200505.ks /key/store/location/keystore.ks
```

- If there is no backup of the keystore containing the latest master encryption key, recover the keystore by restoring the keystore that was backed up along with the database on 1 May 2020.

```
> cp -p /keybackup/keystore_20200501.ks /key/store/location/keystore.ks
> pgx_rcvall -B /backup/inst1 -D /database/inst1 --keystore-passphrase
```

Specify the following in the `pgx_rcvall` command:

- Specify the data storage directory in the `-D` option. If the `-D` option is omitted, the value of the `PGDATA` environment variable is used by default.

- Specify the backup data storage directory in the -B option.
- The --keystore-passphrase option prompts you to enter the passphrase to open the keystore.

.....

If you have restored the keystore, repeat the process of enabling automatic opening of the keystore. This ensures that the contents of the automatically opening keystore (keystore.aks) are identical to the contents of the restored keystore.

It is recommended that you do not back up the automatically opening keystore file, keystore.aks. If the database backup medium and the backup medium storing the automatically opening keystore are both stolen, the attacker will be able to read the data even without knowing the passphrase.

If the automatically opening keystore is corrupted or lost, you must again enable automatic opening. The keystore.aks file will be recreated from keystore.ks at this time.



See

.....

Refer to "pgx\_rcvall" and "pgx\_dmpall" in the Reference for information on the pgx\_rcvall and pgx\_dmpall commands.

Refer to "psql" under "Reference" in the PostgreSQL Documentation for information on the psql command.

Refer to "[B.2 Transparent Data Encryption Control Functions](#)" for information on the pgx\_set\_master\_key function.

Refer to "[J.5.3 Enabling Automatic Opening of the Keystore](#)" for information on how to enable automatic opening of the keystore.

.....

## J.6 Backing Up and Restoring/Recovering the Database

---

Refer to "[5.8 Backing Up and Restoring/Recovering the Database](#)".

You do not need to back up the Opencryptoki token directory.

## J.7 Importing and Exporting the Database

---

Refer to "[5.9 Importing and Exporting the Database](#)".

## J.8 Encrypting Existing Data

---

Refer to "[5.10 Encrypting Existing Data](#)".

## J.9 Operations in Cluster Systems

---

This section describes how to use transparent data encryption on cluster systems such as high-availability systems, streaming replication, and database multiplexing.

### J.9.1 HA Clusters that do not Use Database Multiplexing

---

Take the following points into account when using transparent data encryption in an HA cluster environment that does not use database multiplexing.

#### Placement and automatic opening of the keystore file

There are two alternatives for placing the keystore file:

- Sharing the keystore file
- Placing a copy of the keystore file

#### Sharing the keystore file

This involves using the same keystore file on the primary server and the standby server.

As the standby server is not active while the primary server is running, this file would not be accessed simultaneously, and therefore, it can be shared.

To manage the keystore file in a more secure manner, place it on the key management server or the key management storage isolated in a secure location.

Enable the automatic opening of the keystore on both the primary and standby servers.

#### Placing a copy of the keystore file

This involves placing a copy of the primary server keystore file on the standby server.

You can do this if you cannot prepare a shared server or disk device that can be accessed from both the primary and standby servers.

However, if you change the master encryption key and the passphrase on the primary server, you must copy the keystore file to the standby server again.

To manage the keystore file in a more secure manner, prepare the key management server or the key management storage isolated in a secure location for both the primary and standby servers, and place the keystore files there.

Enable the automatic opening of the keystore on both the primary and standby servers. Note that copying the automatically opening keystore file (keystore.aks) to the standby server does not enable the automatic opening of the keystore.

## J.9.2 Database Multiplexing Mode

---

Note the following when using transparent data encryption in environments that use streaming replication, or database multiplexing with streaming replication.

### Placing the keystore file

Place a copy of the primary server keystore file on the standby server.

This is required as the keystore file cannot be shared, and both servers may need to access it simultaneously.



#### Point

.....  
To manage the keystore file in a more secure manner, place it on the key management server or the key management storage isolated in a secure location. A keystore used by both the primary and standby servers can be managed on the same key management server or key management storage.

However, create different directories for the keystores to be used by the primary server and the standby server. Then copy the keystore for the primary server to the directory used on the standby server.  
.....

### Automatically opening the keystore

You must enable automatic opening of the keystore.

To do this, enable automatic opening of the keystore in all servers that make up database multiplexing. The settings for automatic opening of the keystore include information unique to each server, so simply copying the file does not enable it.

### Changing the passphrase

Changes to the passphrase are reflected in all servers that make up database multiplexing, so no special operation is required.

### Building and starting a standby server

Before using the `pg_basebackup` command or `pgx_rcvall` command to build a standby server, copy the keystore file from the primary server to the standby server. When using an automatically opening keystore, use the copied keystore file to enable automatic opening on the standby server.

Open the keystore each time you start the standby server. This step is necessary for decrypting and restoring encrypted WAL received from the primary server. To open the keystore, specify the `--keystore-passphrase` option in the `pg_ctl` command or `pgx_rcvall` command and enter the passphrase, or use an automatically opening keystore.

## Changing the master encryption key and the passphrase

Change the master encryption key and the passphrase on the primary server. You need not copy the keystore from the primary server to the standby server. You need not even restart the standby server or reopen the keystore. Changes to the master encryption key and the passphrase are reflected in the keystore on the standby server.



See

.....

Refer to "pgx\_rcvall " in the Reference for information on pgx\_rcvall command.

Refer to "pg\_ctl" under "Reference" in the PostgreSQL Documentation for information on pg\_ctl command.

Refer to "pg\_basebackup" under "Reference" in the PostgreSQL Documentation for information on pg\_basebackup command.

Refer to "High Availability, Load Balancing, and Replication" under "Server Administration" in the PostgreSQL Documentation for information on how to set up streaming replication.

.....

## J.10 Security-Related Notes

---

Refer to "[5.12 Security-Related Notes](#)".

## J.11 Tips for Installing Built Applications

---

Refer to "[5.13 Tips for Installing Built Applications](#)".

## Appendix K Utilize zEnterprise Data Compression (zEDC)

In conjunction with a feature called zEDC, IBM Z enables faster compression and decompression. The functions of zEDC are available by using zlib library and gzip command corresponding to zEDC. This product can use zEDC because it also uses zlib and gzip.

Refer to IBM documentation for zEDC compression characteristics, required hardware, software requirements, and more.

The compression and decompression processes available with zEDC are as follows:

| Feature               | How to specify compression/decompression operations that enable zEDC   | Target   |
|-----------------------|--|--|
| pg_basebackup         | The output format is tar and gzip compression is enabled with the -z, --gzip, -Z, and --compress option.   | A base backup  |
| pg_dump               | Compression of custom-format archive or directory-format archive.  | Custom-format archive or directory-format archive  |
| pg_restore            | Decompression of custom-format archive or directory-format archive.  | Custom-format archive or directory-format archive  |
| pg_receivewal         | Compressed by -Z and -compress options.  | Received WAL   |
| pgcrypto              | <p>The following functions compress with option compress-algo of 1 or 2:</p> <ul style="list-style-type: none"> <li>- pgp_sym_encrypt(data text, psw text [, options text ]) returns bytea</li> <li>- pgp_sym_encrypt_bytea(data bytea, psw text [, options text ]) returns bytea</li> <li>- pgp_pub_encrypt(data text, key bytea [, options text ]) returns bytea</li> <li>- pgp_pub_encrypt_bytea(data bytea, key bytea [, options text ]) returns bytea</li> </ul> <p>Further, the encrypted compressed data by the above functions is decrypted as follows:</p> <ul style="list-style-type: none"> <li>- pgp_sym_decrypt(msg bytea, psw text [, options text ]) returns text</li> <li>- pgp_sym_decrypt_bytea(msg bytea, psw text [, options text ]) returns bytea</li> <li>- pgp_pub_decrypt(msg bytea, key bytea [, psw text [, options text ]]) returns text</li> <li>- pgp_pub_decrypt_bytea(msg bytea, key bytea [, psw text [, options text ]]) returns bytea</li> </ul> | <p>In the encrypt functions, the data argument</p> <p>In the decrypt functions, the msg argument</p> |
| pgx_dmpall            | <p>Compressed by -Z and -compress options in pgx_dmpall command.</p> <p>Compressed by -Z in archive_command.</p>   | <p>Backup data</p> <p>Archive logs</p>   |
| pgx_rcvall            | Decompression process when restoring compressed backup data.   | <p>Backup data</p> <p>Archive logs</p>   |
| pg_rman               | <p>When the backup data is compressed with -z or --compress-data option.</p> <p>When restoring compressed backup data.</p>   | Backup data  |
| Streaming replication | Compressed by streaming_wal_compression in postgresql.conf of standby server.  | WAL data   |



 **Note**

By default, zEDC is enabled only at compression level 1 of zlib and gzip. If necessary, change the compression level at which zEDC is enabled with the `DFLTCC_LEVEL_MASK` environment variable.

Refer to IBM documentation for more information on zEDC because IBM may change the specification of zEDC.

For `pgcrypto` functions, change the compression level with `compress-level` and specify whether to use zEDC.

For streaming replication feature, change the compression level with `streaming_wal_compression` and specify whether to use zEDC. Because compression is performed on the primary server, if you want to change the behavior of the zEDC, change the environment variable when you start the primary server. Similarly, decompression is performed on the standby server, so if you want to change the behavior of zEDC, change the environment variable when the standby server starts.

For `pg_rman` compression, the default compression level is used. (In general, the default compression level is 6.)

# Index

| [A]  | [E]  |
|--|--|
| Actions in Response to Instance Startup Failure..... 117                   | Enabling and Disabling a Masking Policy..... 43  |
| All user data within the specified tablespace.....23                       | Enabling Automatic Opening of the Keystore..... 28,160   |
| Approximate backup time..... 14  | Encrypting a Tablespace.....26,159   |
| Approximate recovery time.....90   | Encrypting Existing Data.....32,162  |
| Automatically opening the keystore..... 33,163                             | Encryption mechanisms.....23   |
|  | Errors in More Than One Storage Disk..... 117  |
| [B]  | [F]  |
| Backing Up and Recovering the Keystore..... 28,161                         | Faster hardware-based encryption/decryption.....23   |
| Backing Up and Restoring/Recovering the Database.....29,162                | File system level backup and restore.....31  |
| Backup/Recovery Using the Copy Command.....79                              |  |
| Backup and recovery using the pgx_dmpall and pgx_rcvall<br>commands.....30 | [H]  |
| backup cycle..... 15   | High-Speed Data Load..... 68   |
| Backup data..... 24  | HSM Master Key Configuration ..... 33  |
| Backup operation..... 16   |  |
| Backup operation (file backup)..... 17                                     | [I]  |
| Backup status..... 16,18   | If failure occurred in the data storage disk or the transaction log<br>storage disk.....91       |
| Backup using the backup information file.....80                            | If failure occurred on the backup data storage disk.....92,94                                    |
| Backup Using the Copy Command..... 82                                      | If failure occurred on the data storage disk or the transaction log<br>storage directory..... 93 |
| backup_destination (string)..... 125                                       | Importing and Exporting the Database..... 32,162   |
| Building and starting a standby server..... 33,163                         | Installing and Operating the In-memory Feature..... 59   |
|  |  |
| [C]  | [K]  |
| Changing a Masking Policy.....42   | Keystore management..... 23  |
| Changing the HSM master key .....28  | keystore_location (string)..... 124  |
| Changing the Keystore Passphrase.....159                                   |  |
| Changing the Master Encryption Key..... 27,159                             | [L]  |
| Changing the master encryption key..... 34                                 | Logging in to WebAdmin.....2   |
| Changing the master encryption key and the passphrase..... 164             | log in.....3   |
| Changing User Pins..... 28   |  |
| Checking an Encrypted Tablespace.....27,159                                | [M]  |
| Checking backup status..... 83   | Managing the Keystore.....27,159   |
| Checking the operating status of an instance.....10,12                     | Masking Condition..... 37  |
| Collecting Failure Investigation Data ..... 157                            | Masking Format.....38  |
| Configuration of the Copy Command..... 79                                  | Masking Policy.....36  |
| Configuration of the copy command for backup.....81                        | Masking Target.....37  |
| Configuration of the copy command for recovery..... 81                     | Masking Type.....37  |
| Confirming a Masking Policy.....42   | Monitoring Database Activity..... 50   |
| Continuous archiving and point-in-time recovery.....31                     |  |
| Copy Command for Backup..... 84  | [O]  |
| Copy Command for Recovery.....86   | Opening the Keystore..... 25,158   |
| Copy Command Interface.....84  | Operating FUJITSU Enterprise Postgres..... 1   |
| copy procedure for the opencryptoki token directory..... 33                | Operation of Transparent data Encryption in File-based<br>Keystores..... 158                     |
| core_contents (string)..... 124  |  |
| core_directory (string)..... 124   | [P]  |
| Creating a Masking Policy..... 41  | Parallel Query.....67  |
| Cyclic usage of the backup area..... 79                                    | Performing backup..... 82  |
|  | Perform recovery..... 83   |
| [D]  | Periodic Backup.....15   |
| Data Masking.....36  | pgx_global_metacache (numerical value)..... 127  |
| Data Types for Masking.....44  | pgx_stat_gmc view..... 148   |
| Deleting a Masking Policy.....44   | pgx_stat_latch view..... 146   |
| Determining the backup area of the latest backup.....83                    | pgx_stat_lwlock view..... 146  |

|   |        |
|---|--------|
| pgx_stat_sql view.....                                    | 147    |
| pgx_stat_walwriter view.....                              | 147    |
| pgx_tablespaces.....                                      | 146    |
| Placement and automatic opening of the keystore file..... | 162    |
| Placing the keystore file.....                            | 33,163 |
| Preparing for backup.....                                 | 82     |
| Preparing for HSM Collaboration.....                      | 24     |

[R]

|   |     |
|---|-----|
| Recovery Using the Copy Command.....        | 83  |
| reserve_buffer_ratio (numerical value)..... | 126 |

[S]

|   |        |
|---|--------|
| Scope of encryption.....                                      | 23     |
| search_path (string).....                                     | 125    |
| Security-Related Notes.....                                   | 34,164 |
| Security Notes.....   | 45     |
| Setting a restore point.....                                  | 18     |
| Setting the Master Encryption Key.....                        | 24,158 |
| Starting and Stopping the Web Server Feature of WebAdmin..... | 152    |
| Starting an instance.....                                     | 9,11   |
| Startup URL for WebAdmin.....                                 | 2      |
| Stopping an instance.....                                     | 9,11   |
| Streaming replication support.....                            | 24     |
| Streaming Replication Using WebAdmin.....                     | 54     |
| streaming_wal_compression (numerical value).....              | 125    |
| Strong encryption algorithms.....                             | 23     |
| System Administration Functions.....                          | 131    |
| System Views.....   | 146    |

[T]

|  |        |
|--|--------|
| tablespace_encryption_algorithm (string).....      | 125    |
| Tables Used by Data Masking .....                  | 149    |
| tde_z.IBM_CCA_CSU_DEFAULT_ADAPTER (string).....    | 124    |
| tde_z.IBM_CCA_CSU_DEFAULT_DOMAIN (string) .....    | 124    |
| tde_z.SLOT_ID (string).....                        | 124    |
| tde_z.USER_PIN (string).....                       | 125    |
| Tips for Installing Built Applications.....        | 34,164 |
| track_gmc (string).....                            | 127    |
| track_sql (string).....                            | 125    |
| track_waits (string).....                          | 125    |
| Transparent Data Encryption Control Functions..... | 131    |
| Two-layer encryption key and the keystore.....     | 23     |

[U]

|  |     |
|--|-----|
| User environment.....                            | 2   |
| Using Server Commands.....                       | 11  |
| Utilize zEnterprise Data Compression (zEDC)..... | 165 |

[V]

|   |     |
|---|-----|
| vci.control_max_workers (numerical value).....  | 126 |
| vci.cost_threshold (numeric).....               | 126 |
| vci.enable (string).....                        | 126 |
| vci.log_query (string).....                     | 126 |
| vci.maintenance_work_mem (numerical value)..... | 126 |
| vci.max_local_ros (numerical value).....        | 126 |
| vci.max_parallel_degree (numerical value).....  | 127 |
| vci.shared_work_mem (numerical value).....      | 127 |

[W]

|  |     |
|--|-----|
| WAL and temporary files.....                   | 24  |
| WAL Compression for Streaming Replication..... | 88  |
| WAL Mirroring Control Functions.....           | 131 |
| WebAdmin Wallet.....                           | 154 |

# FUJITSU Enterprise Postgres 13 on IBM LinuxONE™



## Security Operation Guide

# Preface

---

## Purpose of this document

This document describes security when building and operating a FUJITSU Software Enterprise Postgres (hereinafter referred to as "FUJITSU Enterprise Postgres") database system.

## Intended readers

This document is intended for those who are:

- Considering installing FUJITSU Enterprise Postgres
- Designing, building, and operating the security operating environment in FUJITSU Enterprise Postgres
- Accessing FUJITSU Enterprise Postgres database systems

Readers of this document are assumed to have general knowledge of:

- Business operations
- FUJITSU Enterprise Postgres
- Linux

## Structure of this document

This document is structured as follows:

### [Chapter 1 Overview of Security](#)

Provides an overview of the security system, and explains the security features provided by FUJITSU Enterprise Postgres.

### [Chapter 2 Overview of Security Operation](#)

Provides an overview of security operation.

### [Chapter 3 Tasks of the Manager](#)

Explains the tasks for security measures to be implemented by the manager.

### [Chapter 4 Tasks of Administrators](#)

Explains the tasks for security measures to be implemented by administrators.

### [Chapter 5 Tasks of Users](#)

Explains the tasks for security measures to be implemented by users.

### [Chapter 6 Audit Log Feature](#)

Explains the audit log feature provided by FUJITSU Enterprise Postgres.

## References

This document contains abstracts from the following document:

- Database Security Guideline Version 2.0  
(Database Security Consortium (DBSC))

## Export restrictions

Exportation/release of this document may require necessary procedures in accordance with the regulations of your resident country and/or US export control laws.

**Issue date and version**

|                         |
|-------------------------|
| Edition 1.0: April 2021 |
|-------------------------|

**Copyright**

Copyright 2019-2021 FUJITSU LIMITED

# Contents

---

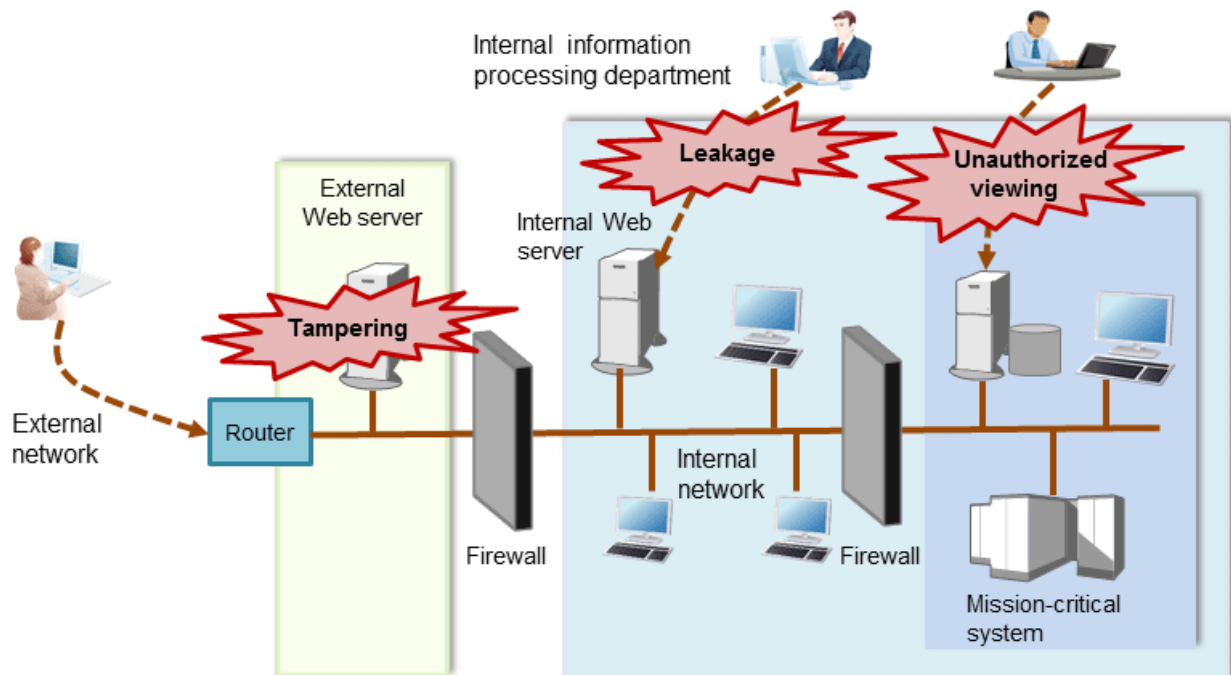
|  |    |
|--|----|
| Chapter 1 Overview of Security.....                            | 1  |
| 1.1 What is Security?.....                                     | 1  |
| 1.2 Security Requirements.....                                 | 1  |
| 1.3 Security Threats.....                                      | 2  |
| 1.4 Security Scope.....  | 5  |
| 1.5 Security Provided by FUJITSU Enterprise Postgres.....      | 5  |
| 1.5.1 Roles Targeted For Security.....                         | 5  |
| 1.5.2 Security Features.....                                   | 6  |
| Chapter 2 Overview of Security Operation.....                  | 8  |
| 2.1 Security Operation Flow.....                               | 8  |
| Chapter 3 Tasks of the Manager.....                            | 10 |
| 3.1 Defining Important Information and Risk Analysis.....      | 10 |
| 3.2 Formulating Account Management Policies.....               | 10 |
| 3.3 Formulating Log Retrieval Policies.....                    | 10 |
| 3.4 Formulating Rules.....                                     | 11 |
| 3.5 Implementing Training.....                                 | 12 |
| 3.6 Checking the Database Management Operations.....           | 12 |
| 3.7 Periodic Diagnosis of the Status of Security Measures..... | 12 |
| Chapter 4 Tasks of Administrators.....                         | 13 |
| 4.1 Receiving Training.....                                    | 13 |
| 4.2 Initial Setup.....   | 13 |
| 4.3 Authentication.....  | 14 |
| 4.3.1 Managing Accounts.....                                   | 14 |
| 4.3.2 Managing Passwords.....                                  | 15 |
| 4.3.3 Configuring Connections and Authentication.....          | 16 |
| 4.4 Access Control.....  | 16 |
| 4.5 Encryption.....  | 16 |
| 4.6 Controlling Use of External Media.....                     | 17 |
| 4.7 Security Measures for Servers/Applications.....            | 17 |
| 4.8 Log Management.....  | 18 |
| 4.8.1 Retrieving Logs.....                                     | 18 |
| 4.8.2 Maintaining Logs.....                                    | 18 |
| 4.9 Detecting Unauthorized Access.....                         | 18 |
| 4.10 Analyzing Logs.....                                       | 19 |
| Chapter 5 Tasks of Users.....                                  | 20 |
| 5.1 Receiving Training.....                                    | 20 |
| 5.2 Managing Accounts/Passwords.....                           | 20 |
| Chapter 6 Audit Log Feature.....                               | 21 |
| 6.1 Audit Log Output Modes.....                                | 21 |
| 6.2 Setup.....   | 21 |
| 6.3 pgaudit Configuration File.....                            | 24 |
| 6.4 Session Audit Logging.....                                 | 26 |
| 6.5 Object Audit Logging.....                                  | 31 |
| 6.6 Database Multiplexing.....                                 | 33 |
| 6.6.1 Setup.....   | 33 |
| 6.6.2 Configuring Audit Log Retrieval.....                     | 34 |
| 6.7 Failover.....  | 35 |
| 6.7.1 Configuring Audit Log Retrieval.....                     | 35 |
| 6.8 View Audit Logs Using SQL.....                             | 35 |
| 6.9 Removing Setup.....  | 36 |

# Chapter 1 Overview of Security

## 1.1 What is Security?

Computer security is the protection of information systems and data from risks such as leakage or tampering of information, attacks, intrusions, eavesdropping from external sources, and interference with information services. Security measures are essential for the advance prevention of security threats in order for information systems to gain trust as social infrastructure.

Figure 1.1 Security threats



The security measures in information systems can be classified as follows:

- Network
- Web
- Application
- Database
- PC

This document focuses on database security measures when using FUJITSU Enterprise Postgres.

## 1.2 Security Requirements

Below are the necessary security requirements for information systems.

### Maintenance of security policies

A security policy clarifies the approach the company should take in relation to information assets, and the actions employees should take.

It is necessary to undertake security of information systems while maintaining security policies.

### Integrated security management

Security has the aspects below. It is necessary to manage information in an integrated manner based on these aspects.

#### Confidentiality

Access to the information is restricted to prevent leakage of information outside of the company



Example measures: Prevention of information leakage or setup of access privileges

**Integrity**

Integrity is guaranteed, ensuring information does not become corrupted or tampered with

Example measures: Prevention or detection of tampering

**Availability**

Failure is prevented and normal operation is maintained so that information can be used when needed

Example measures: Power supply measures, system mirroring

## 1.3 Security Threats

A security threat is defined as something that threatens the confidentiality, integrity, and availability indicated in "1.2 Security Requirements" in respect to information assets. This includes technical threats such as accessing a database, but does not include physical destruction.

Threats are considered to be a combination of type of user who is the source of the threat, information assets that need to be protected, techniques, and unauthorized actions. For example, a threat might be a general user exploiting a database vulnerability to obtain database management information, and then tampering with that information.

When considering security measures, it is firstly necessary to clarify what kind of threats there are. A list of possible threats is shown in the table below. Refer to "Types of user" and "Information assets" for details on the definition of each type of user and information assets that should be protected.

**Possible threats**

| Type of user   | Information asset               | Technique  | Unauthorized action  |
|--|---------------------------------|--|--|
| General user<br>Internal user<br>System manager<br>System developer<br>System administrator<br>System operator | Database management information | Eavesdropping of packets<br>Dictionary attack of passwords<br>Unauthorized acquisition of IDs/ passwords through social engineering<br>Unauthorized acquisition of information through misuse of settings<br>Unauthorized acquisition of information through exploiting a database vulnerability<br>Acquisition by an unauthorized route | Unauthorized acquisition (viewing) of information<br>Unauthorized tampering or destruction (updating) of information               |
| General user<br>Internal user  | General database information    | Acquisition by a normal route<br>SQL issued with the aim of obstructing a job  | Misuse of information that can be acquired normally (taking data outside of the company)<br>Obstructing a job (resource depletion) |
| General user<br>Internal user  | General database information    | Eavesdropping of packets<br>Dictionary attack of passwords<br>Unauthorized acquisition of IDs/ passwords through social engineering  | Unauthorized tampering or destruction (updating) of information  |

| Type of user  | Information asset               | Technique  | Unauthorized action   |
|---|---------------------------------|--|---|
|   |                                 | Unauthorized acquisition of information through exploiting configuration errors  |   |
|   |                                 | Unauthorized acquisition of information through exploiting a database vulnerability  |   |
|   |                                 | Acquisition by an unauthorized route   |   |
| System manager<br>System developer<br>System administrator<br>System operator | General database information    | Eavesdropping of packets   | Unauthorized acquisition (viewing) of information   |
|   |                                 | Dictionary attack of passwords   |   |
|   |                                 | Unauthorized acquisition of IDs/ passwords through social engineering  | Unauthorized tampering or destruction (updating) of information                                 |
|   |                                 | Unauthorized acquisition of information through exploiting configuration errors  |   |
|   |                                 | Unauthorized acquisition of information through exploiting a database vulnerability  |   |
|   |                                 | Acquisition by an unauthorized route   |   |
| System developer  | Database management information | Creation of a backdoor   | Unauthorized acquisition (viewing) of information   |
|   | General database information    |  | Unauthorized tampering or destruction (updating) of information                                 |
| System manager<br>System administrator  | Database management information | Unauthorized acquisition of information by creating an unauthorized database administrator account                           | Unauthorized acquisition (viewing) of information   |
|   | General database information    |  | Unauthorized tampering or destruction (updating) of information                                 |
| System manager<br>System operator   | Database management information | Unauthorized acquisition of information by tampering with database-related files (definition file, physical file, and so on) | Unauthorized acquisition (viewing) of information   |
|   | General database information    |  | Unauthorized tampering or destruction (updating) of information                                 |
| Database administrator  | Database management information | Misuse of information (taking information outside of the company) after obtaining it through the normal route                | Misuse of information that can be acquired normally (taking information outside of the company) |
|   |                                 | Unauthorized use of IDs/ passwords from the management information   | Tampering with or destroying information that can be acquired                                   |
|   |                                 | Unauthorized acquisition of information by tampering with management information   |   |

| Type of user      | Information asset                            | Technique  | Unauthorized action  |
|-------------------|--|--|--|
|                   |  | SQL issued with the aim of obstructing a job   | Obstructing a job (resource depletion)   |
|                   | General database information                 | Eavesdropping of packets<br>Misuse of information (taking information outside of the company) after obtaining it through an unauthorized route | Unauthorized acquisition (viewing) of information<br>Unauthorized tampering or destruction (updating) of information |
| Database operator | Database management information              | Eavesdropping of packets   | Unauthorized acquisition (viewing) of information  |
|                   |  | Dictionary attack of passwords   |  |
|                   |  | Unauthorized acquisition of IDs/ passwords through social engineering  | Unauthorized tampering or destruction (updating) of information  |
|                   |  | Unauthorized acquisition of information by exploiting configuration errors   |  |
|                   |  | Unauthorized acquisition of information through exploiting a database vulnerability  |  |
|                   |  | Acquisition by an unauthorized route   |  |
|                   | General database information                 | Acquisition by a normal route  | Misuse of information that can be acquired normally (taking data outside of the company)                             |
|                   | SQL issued with the aim of obstructing a job | Obstructing a job (resource depletion)   |  |

## Types of user

In database security, the persons involved with databases and their roles are defined below.

| Type of user           | Role   |
|------------------------|--|
| System manager         | Manages developers, administrators, and operators                                    |
| System developer       | Builds the network around the database server<br>Builds the database server          |
| System administrator   | Operates devices of the surrounding database network<br>Operates the database server |
| System operator        | Operates the surrounding database network  |
| Database administrator | Builds the database system<br>Operates the database system                           |
| Database operator      | Performs business operations   |
| Internal user          | End user inside the company  |
| General user           | End user outside the company   |

## Information assets

In database security, it is necessary to protect the information assets to be stored on the database server.

Such assets are defined below.

Database management information

- Database configuration information (system catalog, user ID/password, and so on)
- Database logs (such as access logs)

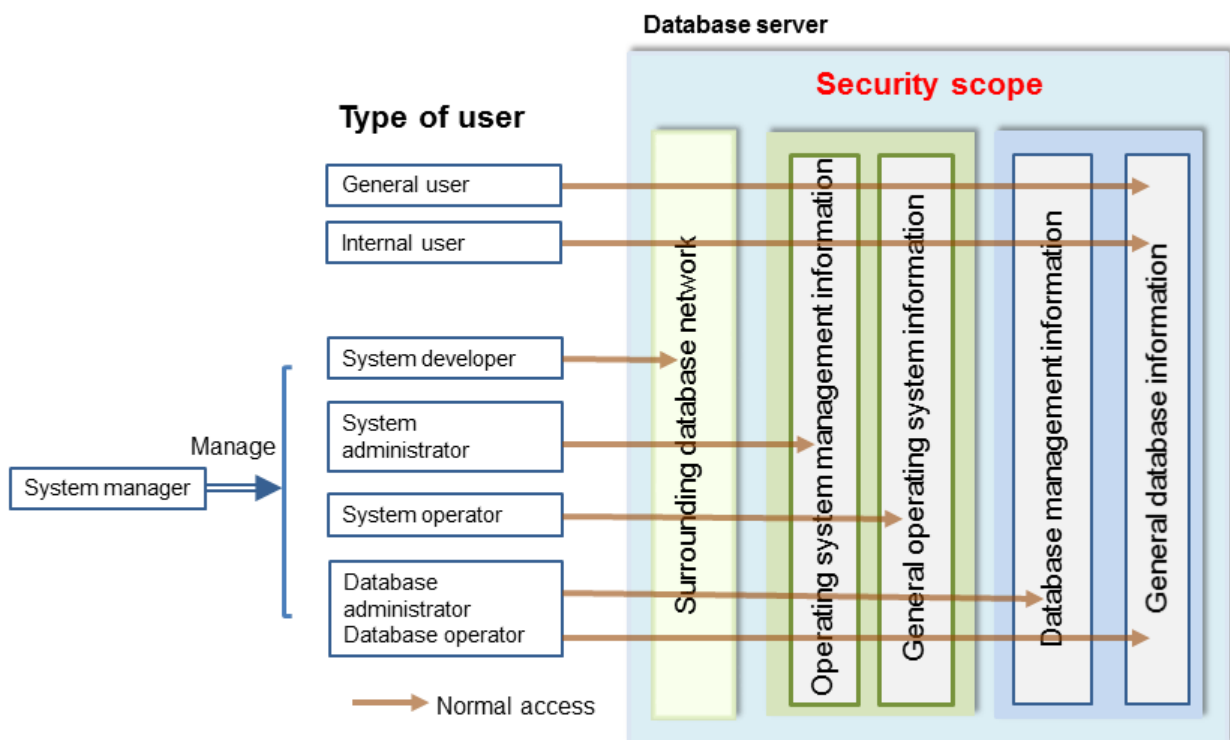
General database information

- Job data
- Applications

## 1.4 Security Scope

In database systems, both the database server and the surrounding database network are part of the security scope. It is necessary to clarify the extent of the security scope that each type of user is involved with, and consider security measures for the same.

The relationship of the security scope and the types of user is shown below.



## 1.5 Security Provided by FUJITSU Enterprise Postgres

FUJITSU Enterprise Postgres provides security features that satisfy the security requirements indicated in "[1.2 Security Requirements](#)".

This section describes security provided by FUJITSU Enterprise Postgres.

### 1.5.1 Roles Targeted For Security

In FUJITSU Enterprise Postgres database systems, the roles targeted in relation to security are "Manager", "Administrator", and "User". In order to build a robust security system, it is necessary to put security measures in place for each role.

The roles targeted for security and the mapping of [Types of user](#) indicated in "[1.3 Security Threats](#)" are shown in the table below.

| Role targeted for security | Type of user           |
|----------------------------|------------------------|
| Manager                    | System manager         |
| Administrator              | System developer       |
|                            | System administrator   |
|                            | System operator        |
|                            | Database administrator |
|                            | Database operator      |
| User                       | General user           |
|                            | Internal user          |

## Manager

The manager establishes a security policy and decides on an operations policy for the organization as a whole.

Refer to "[Chapter 3 Tasks of the Manager](#)" for details.

## Administrator

Administrators design, build and operate a system. While doing this, the administrators must implement the security measures in accordance with the security policy established by the manager.

Refer to "[Chapter 4 Tasks of Administrators](#)" for details.

## User

A user is a person other than the manager or an administrator who accesses a database. There may be any number of users. It is necessary for users to be registered in the database system, and that access to the database is restricted according to the access privileges.

Refer to "[Chapter 5 Tasks of Users](#)" for details.

## 1.5.2 Security Features

---

FUJITSU Enterprise Postgres provides the following security features:

- Authentication
- Access control
- Encryption
- Audit log
- Data masking

This section describes each of these features.

### Authentication

The databases that can be accessed can be restricted by authenticating the database users who access the database. Additionally, authentication of the server can be performed to prevent spoofing of the database server.

Refer to "Client Authentication" in "Server Administration" in the PostgreSQL Documentation for details on authentication.

Refer to "Secure TCP/IP Connections with SSL" in "Server Setup and Operation" in the PostgreSQL Documentation for details on server authentication.

### Access control

Database objects can only be used by the object creator or database user who was specified as the owner when the object was created (both persons are hereinafter referred to as "owner"), or instance administrator, when objects are in their initial state. By having the object owner

or instance administrator control access privileges for database users, it is possible to control what kind of tables the database users who connect to the database can access, and what kind of operations they can perform.

Refer to "Privileges" in "The SQL Language" in the PostgreSQL Documentation for details on object access control.

## Encryption

FUJITSU Enterprise Postgres provides a transparent data encryption feature that satisfies the requirements below.

- Confidential information can be changed into an unidentifiable state.
- The encryption key and data are managed separately.
- The encryption key is replaced at regular intervals.

PostgreSQL provides an encryption feature called "pgcrypto" that can also be used in FUJITSU Enterprise Postgres, however, it is recommended to use the transparent data encryption features because it will otherwise be necessary to modify the applications that consider encryption. Refer to "Protecting Storage Data Using Transparent Data Encryption" in the Operation Guide for details.

Additionally, if communication data transferred between a client and a server contains confidential information, it is necessary to encrypt the communication data to protect it against threats, such as eavesdropping on the network.

Refer to "Configuring Secure Communication Using Secure Sockets Layer" in the Operation Guide for details on encryption of communication data.

## Audit log

A feature that addresses threats such as misuse of administrator privileges, unauthorized access to a database by a user, and other such threats. Information for tracing the processing of administrators and users is retrieved and stored as an audit log.

By periodically viewing and monitoring audit logs, the administrators can detect events that are impacting on the system in some way, or are depleting system resources as a result of incorrect operations by users, and can take appropriate measures to prevent information leakages or system failures in advance.

Refer to "[Chapter 6 Audit Log Feature](#)" for details.

## Data masking

A feature that changes part of the data to make it available for reference in response to queries issued by an application.

For example, for a query of employee data, digits except the last four digits of an eight-digit employee number can be changed to "\*" so that it can be used for reference without exposing the actual data.

Specifically, the data changed by the data masking feature can be transferred to a test database so that users who perform testing or development can reference the data. During testing, it is desirable to use the data that will be used on a production environment database. However, actual production data should not be used as is for testing because of the risk of leakage of confidential data. This feature enables data that is similar to actual production data to be safely used in test and development environments.

Refer to "Data Masking" in the Operation Guide for details on data masking.

# Chapter 2 Overview of Security Operation

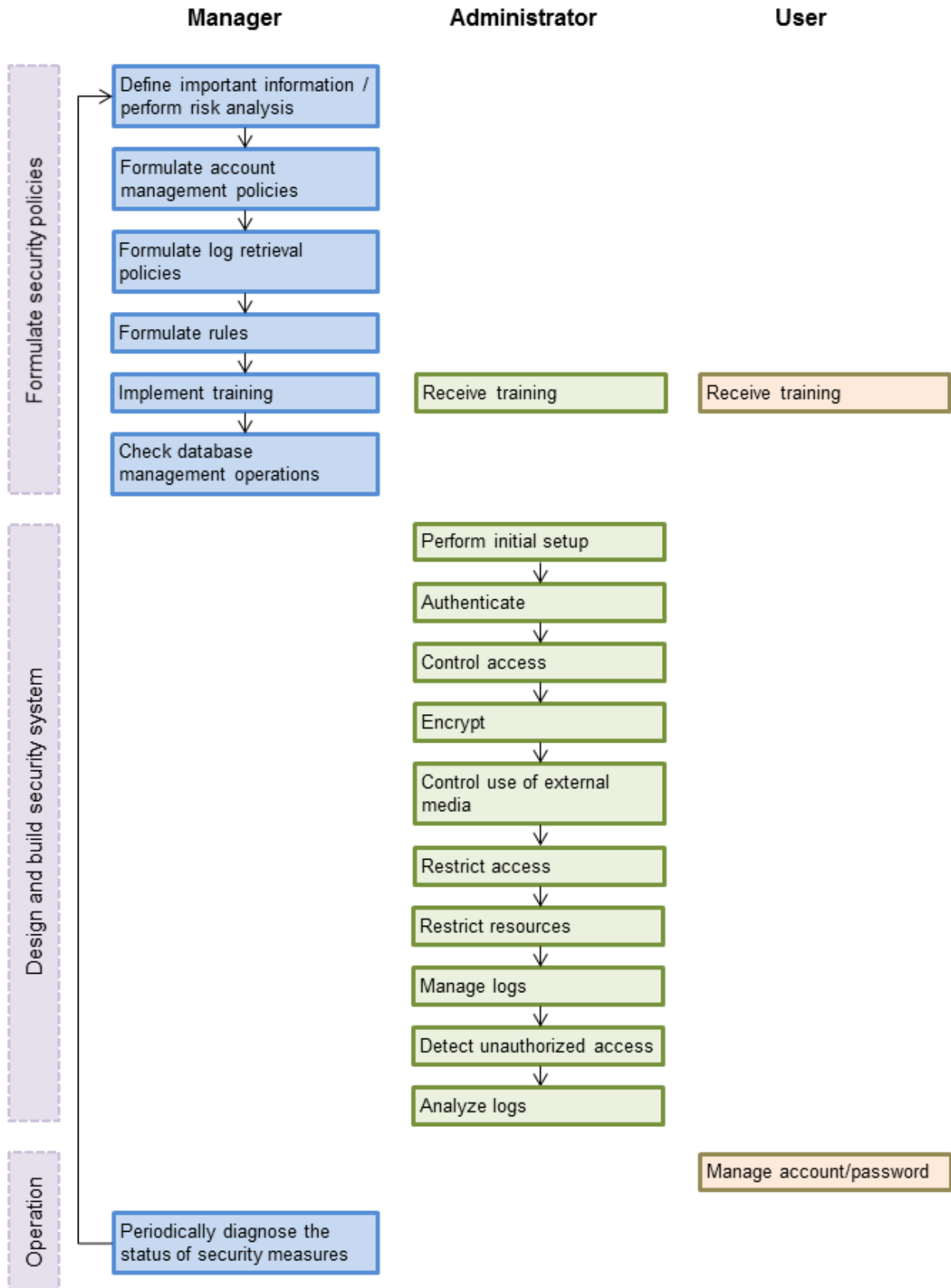
## 2.1 Security Operation Flow

---

This section shows the flow of work when building a security environment and performing security operation in FUJITSU Enterprise Postgres.

When performing security operation, there are technical measures to be implemented to address security threats by equipping the system with security features, and manual work, such as the implementation of security guidelines, a training system, and the establishment of usage rules.

Figure 2.1 Security operation flow





## Chapter 3 Tasks of the Manager

The manager formulates security policies, which become guidelines for security measures.

### 3.1 Defining Important Information and Risk Analysis

Before formulating security policies, define important information and perform risk analysis. Based on the importance of the information and the result of risk analysis, decide what kind of security measures to put in place.

In defining the important information, identify what should be protected and classify it by importance in order to effectively implement the security measures. Information that should be protected includes "database management information" and "general database information", as indicated in "[Information assets](#)". Examples of information classifications are "personal information" and "confidential information".

In the risk analysis, refer to "[Possible threats](#)" to identify threats that may arise, and analyze the risks in respect to such threats.

Additionally, by performing a risk analysis once annually as a guide, it is possible to identify threats that may adversely impact the business and related vulnerabilities.

### 3.2 Formulating Account Management Policies

In formulating an account management policy, implement the following and document the formulated policy.

Organize system users and roles

Identify the necessary roles of the relevant system based on "[Types of user](#)". Additionally, organize personnel for each role.

Organize accounts

Organize accounts with the appropriate privileges for each role, and decide on account policies.

- Database administrator account
  - Organize separate accounts for database administrators and database operators
  - Ensure that the database administrator account can only be used by specific persons
  - Perform tasks that do not require database administrator privileges using a separate account without database administrator privileges
- General account

Create an account for general users by application usage.

Review account management policy

Review the accounts in order to effectively implement security measures.

- Regularly check the accounts mentioned above and their privileges, and determine if they are still appropriate
- If there have been system or operational changes, review the accounts and privileges
- If unsuitable accounts and privileges are discovered, modify them as required

### 3.3 Formulating Log Retrieval Policies

In formulating a log retrieval policy, implement the following and document the formulated policy.

Organize the purpose of log retrieval

To clarify what logs will be retrieved for, define their reason for retrieval.

Examples of the purpose might include, "To use for investigation in the event of unauthorized access", and "To submit to investigating authorities as evidence if any issues arise".

### Decide on the types of logs to be retrieved

In order to retrieve appropriate logs, organize the types of logs that can be retrieved in the target system, and decide on the logs to be retrieved.

Examples of log types are "operating system logs", "application run logs", and "database audit logs".

### Organize log retrieval target access

In order to decide on access for log retrieval targets, organize what kind of access will take place.

For example, the following access is possible:

- Access related to important information
  - Access to personal information, confidential information, and database management information
  - Access outside of business hours
  - Login
  - Specific SQL
- Access suspected to be unauthorized
  - Large amount of search access
  - Access from different locations
  - Access outside of business hours

### Decide on the log retrieval content

In order to effectively use retrieved logs, organize the required content as a log, and decide on the retrieval content.

For example, the following output content is possible:

- When (time)
- Who (database account, application user)
- What (object ID, table name)
- Where from (machine name, IP address)
- How (SQL type, SQL statement)
- Execution result (success/fail)

### Formulate log maintenance policy

In order to use the logs as purposed, formulate the log maintenance policy.

For each log, define its location, storage medium, retention period, access control, and so on.

## 3.4 Formulating Rules

---

Formulate the rules that will become the standard for security measures of the target system. Additionally, prescribe penalties for security violations. For example, formulate rules and penalties as below:

- Rules
  - Applying security patches and update programs
  - Prohibiting unauthorized acquisition of information from the database
  - Prohibiting the saving of acquired information to media that is not permitted for use
- Penalties
  - Prescribe penalties in the company's employment policies and procedures

- Set fines

### **3.5 Implementing Training**

---

In order to have administrators and users recognize the importance and necessity of information security, and to prevent unauthorized access due to operational omissions and mistakes, implement and promote security-related training for administrators and users.

For example, implement promotion of security policies, formulation of training schedules, and formulation of training materials.

### **3.6 Checking the Database Management Operations**

---

In order to prevent operational errors and unauthorized actions by administrators, implement the measures below:

- Always collect the latest information on security incidents and vulnerabilities related to databases
- Implement management operations only after providing advance notice
- Retain records of management operations

### **3.7 Periodic Diagnosis of the Status of Security Measures**

---

In order to check if the security measures are effective, periodically diagnose if the security measures have been put in place appropriately based on the security threats.

Additionally, evaluate if the current security measures and policies are effective for the threats and vulnerabilities, and if there are any issues, review the security policies and security measures.

# Chapter 4 Tasks of Administrators

Administrators perform the actions below as security measures when designing, building, and operating the system in accordance with the security policies formulated by the manager.

## Preparation

- Implement training

## Measures to protect against unauthorized behavior

- Perform initial setup
- Authenticate
- Control access
- Encrypt
- Control use of external media
- Restrict access
- Restrict resources

## Measures to detect and trace unauthorized behavior

- Manage logs
- Detect unauthorized access
- Analyze logs

## 4.1 Receiving Training

---

Administrators receive security-related training in accordance with the training schedule formulated by the manager. Additionally, administrators instruct users to receive training.

## 4.2 Initial Setup

---

To minimize database vulnerabilities and the possibility of unauthorized access, implement the security measures below in the initial stage of system building. Additionally, configure the database server so that it primarily operates the database system only.

### Making the server more robust

Configure the operating system and network to prevent intrusion into or destruction of a database server, so that the system operates on a secure server.

- Remove unnecessary features or services on the operating system
- Enable only the necessary protocols
- Implement the security features for services, protocols, and daemons considered to have a relatively low security level, such as file sharing and FTP

### Installing the latest version

Always download and apply the latest patches in order to reflect the latest security measures.

### Installing the minimum necessary features

Install only the necessary features in order to prevent unauthorized use of the system.

Additionally, delete or disable features and services that will not be used.

### Changing the port

To prevent unauthorized use of the system, change the default port that is set during installation.



Specify the port during setup of FUJITSU Enterprise Postgres. Refer to the Installation and Setup Guide for Server for details.

#### Access restrictions for communication features

To prevent unauthorized use of the system using the communication features, implement access restrictions for communication features.

#### Settings for prohibiting the access path to database configuration files

To prevent database destruction, implement the measures below:

- Restrict users who are permitted to access database configuration files, and periodically review the permissions
- Allow only administrators to access table or definition scripts

#### Restrictions on the access path to the database

To prevent unauthorized use or operating errors for the database, restrict the distribution range of applications used to access the database only to devices used by users who are permitted access.

#### Dealing with unauthorized programs

To prevent unauthorized intrusions into a system through a backdoor, such as by tampering with the program source code of an application, document the author of the program to be run and perform checking and testing so that the program will not be tampered with. Additionally, employ safe coding techniques so that issues with general coding vulnerabilities can be addressed.

#### System security settings

In cases where it is clear that the system security settings will impact security, set reliable security settings in the initial setup stage, such as setting appropriate security parameters.

## 4.3 Authentication

---

When accessing a database, authentication must always be performed in order to prevent tampering or information leakage from spoofing by a malicious user.

Password authentication is used when logging on to a database, and the account and password used for authentication are to be strictly managed by administrators.

Additionally, authentication must also be implemented reliably for connections to a database from clients, so that only permitted users can access the database.

### 4.3.1 Managing Accounts

---

For account management, perform the actions below.

#### Create the required accounts

To prevent unauthorized use of accounts, such as spoofing, implement the measures below when creating an account:

- Select the required account
- Specify the user privileges
- Create database administrator accounts and general user accounts separately according to the privileges



Accounts are created using the CREATE ROLE statement. Refer to "CREATE ROLE" in the PostgreSQL Documentation for details.

#### Delete unnecessary accounts

Remove accounts not used on a daily basis, such as unused accounts and accounts not needed for operations that are created by default during product installation.

## Point

Accounts are deleted using the `DROP ROLE` statement. Refer to "DROP ROLE" in the PostgreSQL Documentation for details.

### Set up account lockout

The usage frequency of accounts is to be checked periodically, and if there are any accounts that have not been used for a long period, lock those accounts. Set a limit for failed login attempts, and if this limit is exceeded, lock the account. Additionally, set the period until a locked account is reenabled.

## Point

Account locking can be performed by using LDAP authentication. Refer to "LDAP Authentication" in the PostgreSQL Documentation for details.

### Manage database administrator accounts

Manage database administrator accounts in accordance with the account management policy formulated by the manager.

### Manage development environment and production environment accounts

To prevent unauthorized use of accounts used in a development environment, delete accounts used in the development environment before operation starts in the production environment. In cases where it is unavoidable to use an account used in the development environment in the production environment, use different passwords in each environment.

### Set up a temporary use account

If a temporary user will use the system, either provide a shared account with a temporary password for each use, or create a temporary account.

## 4.3.2 Managing Passwords

---

Manage passwords as below.

### Make strong passwords

The use of account passwords that can easily be guessed by others, such as a password that matches the ID, or the default password provided during installation, is prohibited. Set a complex and strong password.

### Change passwords regularly

Change passwords regularly to prevent others from accessing the account in case the password is obtained by unauthorized means. Additionally, configure the settings to force a password change when prompted after the first use.

### Set the password expiry period

To encourage regular changing of passwords, set a password expiry period.

## Point

Password setting and changing is specified using the `CREATE ROLE` statement or `ALTER ROLE` statement. Refer to "CREATE ROLE" and "ALTER ROLE" in the PostgreSQL Documentation for details.

Additionally, by using passwordcheck and LDAP authentication, the actions below can be performed:

- The default password set during installation can be changed
- The password expiry period can be set
- The number and types of characters used for the password can be checked

Refer to "passwordcheck" and "LDAP Authentication" in the PostgreSQL Documentation for details.

### 4.3.3 Configuring Connections and Authentication

---

Configure connections and authentication so that the database can only be accessed by permitted users.

#### Point

Client authentication is configured in `pg_hba.conf`. Refer to "Client Authentication" in the PostgreSQL Documentation for details.

## 4.4 Access Control

---

If appropriate access privileges are not set for administrators and users, security incidents may occur, such as information leakage resulting from access to information by an unauthorized person. To minimize such incidents, it is necessary to implement the security measures below for the access privileges and perform rule-based access control.

#### Point

##### Notes when setting access privileges

- The creation of a special account that allows granting of privileges to all users is prohibited
- The creation of a general account that allows access to general information such as operations data is prohibited

##### Identifying the database access requirements

To set the appropriate access privileges for each usage purpose for the database, follow the procedure below to identify the access requirements:

1. Classify the usage purpose of the account, such as "For database management", "For object management", and "For data access".
2. Classify the required privileges for each usage purpose, such as "By feature" and "By object".
3. Categorize the accounts based on each privilege.
4. Identify the minimum necessary range of data and minimum necessary access content (view, update, create, delete) to be accessed for each categorized account, and decide on the database access requirements.

##### Setting the access privileges

Assign the minimum necessary privileges based on the database access requirements for each categorized account. Additionally, restrict accounts when assigning administrator privileges.

##### Reviewing access privileges

To reflect changes in access requirements in the system, periodically review the access privileges and check if there are any access privileges that are no longer needed. If any unnecessary access privileges have been set, promptly modify the access privileges.

#### Point

Access privileges are set using the `GRANT` statement or `REVOKE` statement. Refer to "GRANT" and "REVOKE" in the PostgreSQL Documentation for details.

## 4.5 Encryption

---

To prevent unauthorized usage of data in the event information leakage occurs due to data theft, eavesdropping of communication, and other such activities, implement the encryption measures below.

##### Encrypt communication

To protect data from eavesdropping over the network between a database server and clients, use the encryption feature to encrypt communications.

Refer to "Configuring Secure Communication Using Secure Sockets Layer" in the Operation Guide for details.

#### Encrypt data

To protect data from theft, use the encryption feature to encrypt the data. The data below is targeted for encryption:

- Data to be stored on the database
- Backup data
- Data files

Refer to "Protecting Storage Data Using Transparent Data Encryption" in the Operation Guide for details.

#### Manage encryption keys

Restrict the persons who can access the encryption key to a minimum number of database administrators.

Additionally, to ensure the encrypted information will not be easily decrypted, create a mechanism for appropriately managing the encryption key for the entire life cycle (generation, distribution, saving, and disposal), and strictly manage the encryption key.

Refer to "Configuring Secure Communication Using Secure Sockets Layer" and "Protecting Storage Data Using Transparent Data Encryption" in the Operation Guide for details.

## 4.6 Controlling Use of External Media

---

Information leakage can be prevented by controlling use of external media (such as CD/DVD, USB drive, and external hard disk) and PCs that are connected to the database, and restricting the removal of data from the database.

#### Restricting connection of external media

Remove external media and printers that will not be used in operations, and restrict connection of external media to which information may be written.

#### Restricting use of external media

Restrict connections for external media and printers to control the writing of information to these devices.

#### Controlling use of connected PCs

Prevent leakage of information from PCs connected to the database:

- Limit connections of external media to PCs
- Implement security measures to make the PC robust
- Implement individual authentication for access from the PC
- Manage the installed software and monitor the software usage status
- Limit connections to printers

## 4.7 Security Measures for Servers/Applications

---

An even more robust security system can be achieved by strengthening security for servers and applications in addition to the security measures for databases. Implement the security measures below for servers and applications:

#### Restrict access

Implement the measures below and restrict access to the database server:

- Install the database server inside the firewall to prevent direct access to the database server from many unspecified PCs.
- In the local network, implement measures such as using the router to restrict IP addresses, and restrict PCs and segments that can directly access the database server.

#### Restrict resources

Restrict excessive use of CPU resources by general users to prevent the disruption of service and extraction of large amounts of data.



## 4.8 Log Management

---

Logs are a feature that addresses threats such as misuse of administrator privileges, and unauthorized access to a database by a user. Information for investigating/tracing processes and operations performed for the database is retrieved and managed as logs for identifying the cause in the event information leakage or unauthorized access occurs.

FUJITSU Enterprise Postgres provides the audit log feature for retrieving and managing logs. Refer to "[Chapter 6 Audit Log Feature](#)" for details.

This section describes the information that should be obtained as logs and how to maintain logs, as a measure for managing information leakage and unauthorized access.

### 4.8.1 Retrieving Logs

---

The audit logs below are retrieved in accordance with the log retrieval policy formulated by the manager.

#### Login information

Retrieves logs during login and logout.

#### Database access information (view/update)

Retrieves all access relating to the information below:

- General database information (such as personal information and confidential information used in the business)
- Database management information (system catalog, user ID/password, and so on)

#### Changed information of database objects

Retrieves logs related to creating, changing, and deleting database objects such as database accounts and tables.

#### Operation logs for audit logs

To prevent suppression of retrieved audit logs, operations such as initialization of audit logs, and stoppage of the audit log feature are retrieved as logs.

### 4.8.2 Maintaining Logs

---

Logs are maintained in accordance with the log retrieval policy formulated by the manager.

#### Storing logs

Perform the actions below and store logs securely so that the retrieved logs will not be updated by others:

- Save logs to external media, and store the external media in a secure location, such as lockable storage
- Restrict the viewing of logs to administrators only, and set access restrictions for logs, such as not assigning update rights
- Decide on the log retention period, with consideration to cases where investigation tracing back to the time of discovery of an issue is required

#### Preventing tampering of logs

Implement measures to prevent tampering of logs, such as retaining multiple copies of logs and using storage that cannot be rewritten.

#### Encrypting logs

Encrypt logs so that logs are not easily viewed.

## 4.9 Detecting Unauthorized Access

---

To address unauthorized access, it is necessary to establish a mechanism for detecting unauthorized access to databases and monitor access.

#### Communicating unauthorized access

Create a mechanism that notifies of detected unauthorized access, such as notifying the manager and the administrator, if an account lock occurs due to the limit for failed login attempts being exceeded.

### Checking access times

Create a mechanism that can check for suspicious access to the information below outside of normal access hours, together with implementing measures to address such access.

#### Detecting access to database management information

- Monitor logs and detect access during timeframes that have not been applied for
- In the event a request for access permission outside of normal access hours is made, the log is checked for any discrepancies in the requested content and work result

#### Detecting access to general database information

- Decide on the timeframes during which access to the database is permitted for each general account
- Detect access outside of normal access hours from session information logs

### Checking the connection source where access is not permitted

To detect access from connection sources that are not permitted, define the sources from where access is permitted, and detect access from connection sources that are not permitted.

Define the access patterns (connection source, operating system user and account) of database administrator accounts and general accounts, and check for access outside of these patterns.

## 4.10 Analyzing Logs

---

Create a mechanism that analyzes logs to detect unauthorized behavior in cases where information leakage, unauthorized access, or other such activity, is suspected. Analyses should include those shown below.

### Periodic analysis of session information

Analyze session information of logs from the perspectives below to detect unauthorized logins:

- Trend of sessions with a large number of failed login attempts
- Trend of sessions with accounts that are logged in for long periods of time
- Trend of sessions in which a large amount of resources are used

### Periodic analysis of database access information

Analyze SQL statements from the perspectives below to detect unauthorized access to the database:

- Trend of SQL being executed over a long period of time
- Trend of SQL using a large amount of resources

# Chapter 5 Tasks of Users

The user performs the actions below as security measures when using the system.

## 5.1 Receiving Training

---

The user must receive security-related training as instructed by the manager or the administrator to learn about security. By having users with a common awareness relating to security, an even more stable security system can be established.

## 5.2 Managing Accounts/Passwords

---

Users can use the database system by using the account and password provided by the administrator. At such times, the user is to implement the measures below so that the account and password are not misused by others:

- Be responsible for managing the ID and password in a manner that ensures the account does not become locked during login
- Change the password regularly
- Comply with the expiry period set for the password by promptly changing the password when it is about to expire

# Chapter 6 Audit Log Feature

In PostgreSQL, logs output as server logs can be used as audit logs by using the log output feature. There are, however, logs that cannot be analyzed properly, such as SQL runtime logs, which do not output the schema name. Additionally, because the output conditions cannot be specified in detail, log volumes can be large, which may lead to deterioration in performance.

The audit log feature of FUJITSU Enterprise Postgres enables retrieval of details relating to database access as an audit log by extending the feature to pgaudit. Additionally, audit logs can be output to a dedicated log file or server log. This enables efficient and accurate log monitoring.



The audit log feature cannot be used if PostgreSQL is running in single-user mode.

## 6.1 Audit Log Output Modes

In pgaudit, the two types of audit log below can be output.

### Session Audit Logging

Session Audit Logging outputs information related to SQL executed in backend processes (processes generated when connection requests are received from clients), information related to starting and connecting databases, and information related to errors, as a log. In Session Audit Logging, by specifying the log output conditions and filtering the logs to be output, performance degradation due to outputting large volumes of logs can be prevented.

Refer to "[6.4 Session Audit Logging](#)" for details.

### Object Audit Logging

When SELECT, INSERT, UPDATE, and DELETE are executed for specific objects (tables, columns), Object Audit Logging outputs these as a log. TRUNCATE is not supported. Object Audit Logging outputs object operations for which privileges have been assigned to specified roles, as a log. Object Audit Logging can control log output at an even finer level of granularity than Session Audit Logging.

Refer to "[6.5 Object Audit Logging](#)" for details.



Depending on the application or command, FUJITSU Enterprise Postgres may execute SQL internally and the audit logs may be retrieved.

Also, the audit logs of multiple SQLs with the same statement ID may be retrieved. This is because before the user executes the SQL, another SQL is executed internally by FUJITSU Enterprise Postgres.

## 6.2 Setup

This section describes the setup method of pgaudit.

1. Copy the pgaudit files

As superuser, run the following command. Note that "<x>" in paths indicates the product version.

```
$ su -  
Password: *****  
# cp -r /opt/fsepv<x>server64/OSS/pgaudit/* /opt/fsepv<x>server64
```

2. Create the pgaudit configuration file

Create the pgaudit configuration file, which describes the information required for pgaudit actions. Create the file using the same encoding as used for the database.

In addition, set write permissions for the database administrator only in the pgaudit configuration file so that policies related to the audit log are not viewed by unintended users.

Refer to "6.3 pgaudit Configuration File" for details.

### Note

Do not define the rule section in the pgaudit configuration file at this point.

#### Example of a pgaudit configuration file

```
[output]
logger = 'auditlog'
```

#### 3. Configure postgresql.conf

Configure the parameters below in postgresql.conf to use audit logs:

##### shared\_preload\_libraries

Specify "pgaudit".

##### pgaudit.config\_file

Specify the deployment destination path of the pgaudit configuration file.

If a relative path is specified, the path will be relative to the data storage directory.

##### log\_replication\_commands

Specify "on".

##### log\_min\_messages

Check if "ERROR" or higher has been specified.

If outputting an audit log to a server log ("serverlog" is specified in the logger parameter of the pgaudit configuration file), check the parameters below relating to server logs.

##### logging\_collector

Check if "on" has been specified.

##### log\_destination

Check if "stderr" has been specified.

##### log\_file\_mode

Check if the server log permissions are appropriate, so that only the permitted persons can access it.

### Information

The default for the log\_file\_mode parameter is 0600, which only allows the database administrator to have access.

For example, to permit other members of the group to which the database administrator belongs to view the audit logs, specify 0640 for log\_file\_mode.

#### Example

```
log_file_mode = 0640
```

The database administrator can also be prevented from viewing audit logs by specifying 0000. However, write privileges are assigned for outputting logs.

If outputting an audit log to a dedicated log file ("auditlog" is specified in the logger parameter of the pgaudit configuration file), check the parameter below.

max\_worker\_processes

If the max\_worker\_processes parameter has been set, add 1 to the specified value.



Refer to "Error Reporting and Logging" in the PostgreSQL Documentation for details on server logs.

If using database multiplexing, refer to "6.6 Database Multiplexing" for details.

### Example of postgresql.conf

In the example below, only the parameters that need to be configured when using the audit log feature are described.

```
shared_preload_libraries = 'pgaudit'  
pgaudit.config_file = 'pgaudit.conf'  
log_replication_commands = on  
log_min_messages = WARNING
```

#### 4. Start the instance

Start the instance and check if the message below is output.

```
LOG: pgaudit extension initialized
```

#### 5. Create the pgaudit extension

Execute CREATE EXTENSION to create the pgaudit extension.

```
$ psql  
=# CREATE EXTENSION pgaudit;  
=# \dx  
  
List of installed extensions  
Name      | Version | Schema  | Description  
-----+-----+-----+-----  
pgaudit   | 1.0     | public  | provides auditing functionality  
plpgsql   | 1.0     | pg_catalog | PL/pgSQL procedural language  
(2 rows)
```

#### 6. Configure the parameters in the pgaudit configuration file

Add or change the parameters in the pgaudit configuration file as required.

Refer to "6.3 pgaudit Configuration File" for details.

#### 7. Restart the instance

Restart the instance to apply the changes to the pgaudit configuration file. After restarting, check if the changes have been reflected correctly.

```
LOG: log_catalog = 1  
LOG: log_level_string =  
LOG: log_level = 15  
LOG: log_parameter = 0  
LOG: log_statement_once = 0  
LOG: role =  
LOG: logger = auditlog  
LOG: log_directory = pgaudit_log  
LOG: log_filename = pgaudit-%Y-%m-%d_%H%M%S.log  
LOG: log_file_mode = 0600  
LOG: log_rotation_age = 1440  
LOG: log_rotation_size = 10240  
LOG: log_truncate_on_rotation = 0  
LOG: fifo_directory = /tmp
```

```
LOG: Rule 0
LOG: pgaudit extension initialized
```

## 6.3 pgaudit Configuration File

In the pgaudit configuration file, specify the information required for pgaudit actions. The pgaudit configuration file comprises three sections: "output section", "option section", and "rule section".

### output section

The output section is specified using the format below:

- *paramName* = 'value'

The valid parameters in the output section are shown in the table below.

| Parameter name    | Description   | Remarks  |
|-------------------|---|--|
| logger            | Dedicated log file (auditlog)/ <i>serverLog</i> (serverlog) that will be the output destination of the audit log<br><br>The default is "auditlog" (dedicated log file).   | The dedicated log file is output using the same encoding as used for the database. |
| log_directory     | Directory where the audit log is to be created<br><br>Specify the full path or the relative path from the data storage directory.<br><br>The default is "pgaudit_log".  | Enabled only if "auditlog" is specified for the logger parameter                   |
| log_filename      | File name of the audit log<br><br>Specify a file name that varies according to the time, in the same manner as for log_filename in the postgresql.conf file.<br><br>The default is "pgaudit-%Y-%m-%d_%H%M%S.log".   | Enabled only if "auditlog" is specified for the logger parameter                   |
| log_file_mode     | Specify the permissions of the audit log so that only permitted persons can access it.<br><br>The parameter value is the numeric mode specified in the format permitted in chmod and umask system calls. The default is "0600".<br><br>Refer to "log_file_mode" in "6.2 Setup" for information on audit log file permissions.                               | Enabled only if "auditlog" is specified for the logger parameter                   |
| log_rotation_age  | Maximum age of the audit log file<br><br>A new audit log file is generated when the time (minute units) specified here elapses. To disable generation of new log files based on time, specify "0".<br><br>The valid units are "min" (minutes), "h" (hours), and "d" (days). If the unit is omitted, "min" will be used.<br><br>The default is "1d" (1 day). | Enabled only if "auditlog" is specified for the logger parameter                   |
| log_rotation_size | Maximum size of the audit log file<br><br>A new log file will be generated after logs of the size specified here are output to a log file. To disable generation of new log files based on size, specify "0".<br><br>The valid units are "kB" (kilobytes), "MB" (megabytes), and "GB" (gigabytes). If the unit is omitted, "kB" will be used.               | Enabled only if "auditlog" is specified for the logger parameter                   |

| Parameter name           | Description   | Remarks  |
|--------------------------|---|--|
|                          | The default is "10MB".  |  |
| log_truncate_on_rotation | If rotating audit log files based on time, this parameter is used to specify whether to overwrite (on)/not overwrite (off) existing audit log files of the same name. For example, if "on" is specified, and "pgaudit-%H.log" is specified for log_filename, 24 separate log files will be generated based on time, and those files will be cyclically overwritten.<br><br>The default is "off". If "off" is specified, the logs will be written to the existing audit log files. | Enabled only if "auditlog" is specified for the logger parameter |
| fifo_directory           | FIFO (named pipe) directory to be used between the daemon process that outputs audit log files and the backend process<br><br>FIFO named p.PGAUDIT.nnnn (nnnn is the postmaster PID) are created in the fifo_directories directory. The files cannot be deleted manually.<br><br>The default is "/tmp".   | Enabled only if "auditlog" is specified for the logger parameter |

### Information

If the logger parameter is set to "serverlog", audit logs will be output to the server log as log messages, therefore the status information and message severity level according to the log\_line\_prefix parameter in postgresql.conf will be output to the beginning of the audit log.

If the logger parameter is omitted or set to "auditlog", audit logs will be output to a dedicated log file as dedicated logs, therefore the status information and message severity level according to the log\_line\_prefix parameter in the postgresql.conf file will not be output.

Refer to "Output format" in "6.4 Session Audit Logging" or "Output format" in "6.5 Object Audit Logging" for information on the output format of audit logs.

### Point

The pgaudit log\_file\_mode configuration parameter setting is separate from, and unaffected by, the log\_file\_mode GUC parameter setting and the -g/-allow-group-access initdb option.

When using a dedicated pgaudit log file, since the pgaudit log\_directory location defaults to inside the data storage directory, it is possible for the pgaudit log\_file\_mode permissions to conflict with the intended file permissions specified by the -g/-allow-group-access initdb option. In this case, the pgaudit log\_directory should be specified to be a directory located outside of the data storage directory.

## option section

The option section is specified using the format below:

```
- paramName = 'value'
```

The valid parameters in the option section are shown in the table below.

| Parameter name | Description   | Remarks                                     |
|----------------|---|---|
| role           | Name of roles used in Object Audit Logging<br><br>If specifying a name containing uppercase characters, key words, multibyte characters and commas, enclose the name in double quotation marks. | Parameter used in Object Audit Logging only |



| Parameter name     | Description  | Remarks   |
|--------------------|--|---|
| log_catalog        | Whether to enable (on)/disable (off) log output for pg_catalog<br>Specify "off" if you do not want to retrieve audit logs that access pg_catalog.<br>The default is "on" (enabled).        |   |
| log_parameter      | Whether to enable (on)/disable (off) output of values passed by parameters in SQL execution<br>The default is "off" (disabled).  |   |
| log_statement_once | Whether to control (on)/not control (off) output for the second and subsequent SQL statements if the same SQL statement is the log output target<br>The default is "off" (do not control). |   |
| log_level          | Log level of audit logs<br>The valid values are "DEBUG5", "DEBUG4", "DEBUG3", "DEBUG2", "DEBUG1", "INFO", "NOTICE", "WARNING", and "LOG".<br>The default is "LOG".                         | Enabled only if "serverlog" is specified for the logger parameter |

### rule section

The rule section is used in Session Audit Logging. Refer to "6.4 Session Audit Logging" for details.



#### Note

Do not specify the rule section if the role parameter has been specified in the option section. If you specify the rule section, the audit logs of Object Audit Logging and Session Audit Logging will be output intermingled and you will be unable to view the logs in CSV format.

## 6.4 Session Audit Logging

In Session Audit Logging, specify the rules for filtering logs to be output in the rule section in the pgaudit configuration file.

Rules are specified using the formats below. Multiple values can be specified, using a comma as the delimiter.

- *paramName* = 'value'
- *paramName* != 'value'

If [rule] is described on its own in the rule section with no parameters specified, all audit logs will be output.

#### Example

```
[output]
logger = 'auditlog'
[rule]
```

If the rule section is not described ([rule] is not described), the audit logs will not be output.

#### Example

```
[output]
logger = 'auditlog'
```

The valid parameters in the rule section are shown in the table below.

| Parameter name | Description   | Example  |
|----------------|---|--|
| timestamp      | Timestamp range<br>Refer to " <a href="#">timestamp</a> " for details on how to specify timestamps.   | timestamp = '09:00:00 - 10:00:00, 18:00:00 - 18:30:00' |
| database       | Database name<br>To specify a blank value, use a pair of double quotation marks (""). When specifying a name containing uppercase characters, key words, multibyte characters and commas, enclose the name in double quotation marks.   | database = 'prodcut_db'                                |
| audit_role     | Role name<br>To specify a blank value, specify use a pair of double quotation marks (""). When specifying a name containing uppercase characters, key words, multibyte characters and commas, enclose the name in double quotation marks.   | audit_role = 'appuser1'                                |
| class          | Operation class<br>Select from the values below. Multiple values can be specified. Refer to " <a href="#">class</a> " for details on the meaning of each class.<br><br><ul style="list-style-type: none"> <li>- BACKUP</li> <li>- CONNECT</li> <li>- DDL</li> <li>- ERROR</li> <li>- FUNCTION</li> <li>- MISC</li> <li>- READ</li> <li>- ROLE</li> <li>- WRITE</li> <li>- SYSTEM</li> </ul> | class = 'READ, WRITE'                                  |
| object_type    | Object type<br>This parameter is enabled when the class parameter is "READ" and "WRITE".<br>Select from the values below. Multiple values can be specified.<br><br><ul style="list-style-type: none"> <li>- TABLE</li> <li>- INDEX</li> <li>- SEQUENCE</li> <li>- TOAST_VALUE</li> <li>- VIEW</li> <li>- MATERIALIZED_VIEW</li> <li>- COMPOSITE_TYPE</li> <li>- FOREIGN_TABLE</li> </ul>    | object_type = 'TABLE, INDEX'                           |

| Parameter name   | Description   | Example  |
|------------------|---|--|
|                  | - FUNCTION  |  |
| object_name      | <p>Object name</p> <p>This parameter is enabled when the class parameter is "READ" and "WRITE".</p> <p>For objects that can be modified by a schema, such as a table, modify such objects by schema name.</p> <p>When specifying a name containing uppercase characters, key words, multibyte characters and commas, enclose the name in double quotation marks. When specifying the object name "<i>schemaName.tableName</i>", enclose the entire object name modified by schema name in double quotation marks.</p> <p>To specify a blank value, use a pair of double quotation marks ("").</p> | <p>object_name = 'myschema.tbl1'</p> <p>object_name = 'myschema.tbl1, "<i>mySchema.TABLE</i>"'</p> |
| application_name | <p>Application name</p> <p>To specify a blank value, use a pair of double quotation marks ("").</p>   | application_name = 'myapp'   |
| remote_host      | <p>Connection destination host name or IP address</p> <p>If "on" is specified for the log_hostname parameter in the postgresql.conf file, specify a host name. Otherwise, specify the IP address. If using a local host, specify "[local]".</p> <p>To specify a blank value, use a pair of double quotation marks ("").</p>   | remote_host = 'ap_server'  |

## timestamp

Specify a timestamp range from "*startTime*" to "*endTime*" for the log output target. The timestamp format is 'hh:mm:dd-hh:mm:dd' (hh is expressed in 24-hour notation, and hh, mm, and dd are expressed in two-digit notation).

The start time must be earlier than the end time. If specifying multiple ranges, specify each start and end timestamp using a comma as the delimiter.

End timestamps consider milliseconds. For example, if '11:00:00 - 11:59:59' is specified for the timestamp, "11:00:00:000" to "11:59:59:999" will be the target range.

The timestamps used by evaluation in the rule section of pgaudit are different to the timestamps issued in the log entries. That is because log entries are output after evaluation by pgaudit, with the timestamp being generated at that time.

## class

The meaning of each class specified in the class parameter is below:

- READ: SELECT, COPY FROM
- WRITE: INSERT, UPDATE, DELETE, TRUNCATE, COPY TO
- FUNCTION: Function call, DO
- ROLE: GRANT, REVOKE, CREATE ROLE, ALTER ROLE, DROP ROLE
- DDL: All DDLs (such as CREATE and ALTER) other than the DDLs of the ROLE class
- CONNECT: Events relating to connecting (request, authenticate, and disconnect)

- SYSTEM: Instance start, promotion to primary server
- BACKUP: pg\_basebackup
- ERROR: Event completed by an error (PostgreSQL error codes other than 00). This class can be used if ERROR or lower level is specified for the log\_min\_messages parameter in postgresql.conf.
- MISC: Other commands (such as DISCARD, FETCH, CHECKPOINT, and VACUUM)

### Evaluation of the rule section

- When a log event occurs, all expressions in the rule section are evaluated at once. Log entries are only output if all parameters in the rule section are evaluated as being true.

For example, if the rule below has been set, of the operations performed by 'apserver' to 'myschema.tbl1', the operations applicable to classes other than 'WRITE' in the period from 10 a.m. to 11 a.m. will be output as audit logs.

```
[rule]
timestamp = '10:00:00-11:00:00'
remote_host = 'apserver'
object_name = 'myschema.tbl1'
class != 'WRITE'
```

- Multiple rule sections can be defined in the pgaudit configuration file. Log events are evaluated using each rule section, and an audit log is output for each matching rule section.

For example, if the rules below are set, duplicated audit logs will be output.

```
[rule]
object_name = 'myschema.tbl1'
[rule]
object_name = 'myschema.tbl1'
```

- If the same parameter is specified multiple times in one rule section, the last specified parameter is effective.

For example, if the rule below has been set, "object\_name = 'myschema.tbl3'" will take effect.

```
[rule]
object_name = 'myschema.tbl1'
object_name = 'myschema.tbl2'
object_name = 'myschema.tbl3'
```

### Output format

In Session Audit Logging, audit logs are output in the format below:

```
AUDIT: SESSION,READ,2020-03-12 19:00:58 PDT,
(1)      (2)      (3)
[local],19944,psql,appuser,postgres,2/8, 2, 1,SELECT,,TABLE,myschema.account, ,
(4)     (5)     (6)     (7)      (8)     (9)(10)(11)(12)(13)(14)   (15)      (16)
SELECT * FROM myschema.account;,<not logged>
(17)                                (18)
```

| No  | Content                                  |
|-----|--|
| (1) | Log header<br>Fixed as "AUDIT: SESSION". |
| (2) | Class                                    |
| (3) | SQL start time                           |
| (4) | Remote host name                         |

| No   | Content  |
|------|--|
|      | If using a local host, [local] is output.  |
| (5)  | Backend process ID   |
| (6)  | Application name<br>If an application name is not specified, [unknown] is output.  |
| (7)  | User name  |
| (8)  | Database name  |
| (9)  | Virtual transaction ID   |
| (10) | Statement ID   |
| (11) | Substatement ID  |
| (12) | Command tag  |
| (13) | SQLSTATE   |
| (14) | Object type  |
| (15) | Object name  |
| (16) | Error message  |
| (17) | SQL<br>If the SQL contains a password, such as for CREATE ROLE, and so on, it will be replaced with "<REDACTED>".<br>Additionally, if "on" is specified for the log_statement_once parameter of the option section in the pgaudit configuration file, "<previously logged>" is output for the second and subsequent statements.  |
| (18) | Depending on the log_parameter parameter value of the option section in the pgaudit configuration file, the output content will be as below.<br><br>- log_parameter=on is specified<br>If parameters are specified in the SQL, the parameters are concatenated and output, using a space as the delimiter.<br>If parameters are not specified in the SQL, "<none>" is output.<br><br>- log_parameter=off (default) is specified<br>"<not logged>" is output.<br><br>Additionally, if "on" is specified for the log_statement_once parameter of the option section in the pgaudit configuration file, "<previously logged>" is output for the second and subsequent statements. |

### Information

If accessing resources that use the features below, the command tag (12) may be output as "???".

- INSTEAD OF trigger
- RULE
- VIEW
- Security policy per row
- Table inheritance

## Example

Below is an example of retrieving audit logs in Session Audit Logging.

### 1. Settings

In the pgaudit configuration file, specify the rule section below.

```
[rule]
class = 'READ, WRITE'
object_name = 'myschema.account'
```

### 2. Retrieving logs

Execute the SQL below from the client.

```
CREATE TABLE myschema.account
(
    id int,
    name text,
    password text,
    description text
);
INSERT INTO myschema.account (id, name, password, description) VALUES (1, 'user1', 'HASH1', 'blah,
blah');
SELECT * FROM myschema.account;
```

The audit log below can be retrieved.

'DDL' is not defined in the class parameter, so CREATE TABLE is not output as an audit log.

```
AUDIT: SESSION,WRITE,2020-03-12 19:00:49 PDT,[local],19944,psql,appuser,postgres,
2/7,1,1,INSERT,,TABLE,myschema.account,, "INSERT INTO myschema.account (id, name, password,
description) VALUES (1, 'user1', 'HASH1', 'blah, blah');" ,<not logged>
AUDIT: SESSION,READ,2020-03-12 19:00:58 PDT,[local],19944,psql,appuser,postgres,
2/8,2,1,SELECT,,TABLE,myschema.account,,SELECT * FROM myschema.account;,<not logged>
```

## 6.5 Object Audit Logging

In Object Audit Logging, retrieval of audit logs is achieved by using roles.

Roles are specified in the role parameter of the option section to retrieve audit logs. If there are privileges for commands executed by a role, or if privileges have been inherited from another role, those command operations are output as audit logs.

For example, after "auditor" is set for the role parameter of the option section, the SELECT and DELETE privileges for the account table are assigned to "auditor". In this case, when SELECT or DELETE is executed for the account table, audit logs are output.

### Output format

In Object Audit Logging, audit logs are output in the format below:

```
AUDIT: OBJECT,1,1,READ,SELECT,TABLE,public.account,SELECT password FROM account;,<not logged>
      (1)   (2)(3)(4) (5)   (6)           (7)           (8)           (9)
```

| No  | Content                                 |
|-----|---|
| (1) | Log header<br>Fixed as "AUDIT: OBJECT". |
| (2) | Statement ID                            |
| (3) | Substatement ID                         |

| No  | Content  |
|-----|--|
| (4) | Class name   |
| (5) | Command tag  |
| (6) | Object type  |
| (7) | Object name  |
| (8) | SQL<br>If "on" is specified for the log_statement_once parameter of the option section in the pgaudit configuration file, "<previously logged>" is output for the second and subsequent statements.  |
| (9) | Depending on the log_parameter parameter value of the option section in the pgaudit configuration file, the output content will be as below.<br><br>- When log_parameter=on<br><br>If parameters are specified in the SQL, the parameters are concatenated and output, using a comma as the delimiter.<br>If parameters are not specified in the SQL, "<none>" is output.<br><br>- When log_parameter=off (default)<br><br>"<not logged>" is output.<br><br>Additionally, if "on" is specified for the log_statement_once parameter of the option section in the pgaudit configuration file, "<previously logged>" is output for the second and subsequent statements. |

## Information

If accessing resources that use the features below, the command tag (5) may be output as "???".

- INSTEAD OF trigger
- RULE
- VIEW
- Security policy per row
- Table inheritance

## Example

Below is an example of retrieving logs in Object Audit Logging.

By setting the target for assigning privileges to roles in detail, log output can be controlled.

In the example below, log retrieval of the account table is controlled by the privileges assigned to the columns, however, log retrieval of the account\_role\_map table is controlled by the privileges assigned to the table.

### 1. Settings

The role parameter below is specified for the option section in the pgaudit configuration file.

```
[option]
role = 'auditor'
```

### 2. Defining a role

A role is defined for Object Audit Logging.

```
CREATE USER auditor NOSUPERUSER LOGIN;
```

### 3. Retrieving logs

Execute the SQL below from the client.

```
CREATE TABLE account
(
  id int,
  name text,
  password text,
  description text
);
GRANT SELECT (password) ON public.account TO auditor;
SELECT id, name FROM account;
SELECT password FROM account;
GRANT UPDATE (name, password) ON public.account TO auditor;
UPDATE account SET description = 'yada, yada';
UPDATE account SET password = 'HASH2';
CREATE TABLE account_role_map
(
  account_id int,
  role_id int
);
GRANT SELECT ON public.account_role_map TO auditor;
SELECT account.password, account_role_map.role_id
FROM account
INNER JOIN account_role_map ON account.id = account_role_map.account_id;
```

The audit log below can be retrieved.

In the account table, only the operations for columns that privileges have been assigned to are output as logs.

In the account\_role\_map table, privileges are assigned to the table, so operations performed for the table are output as logs.

```
AUDIT: OBJECT,4,1,READ,SELECT,TABLE,public.account,SELECT password FROM account;,<not logged>
AUDIT: OBJECT,7,1,WRITE,UPDATE,TABLE,public.account,UPDATE account SET password = 'HASH2';,<not
logged>
AUDIT: OBJECT,10,1,READ,SELECT,TABLE,public.account,"SELECT account.password,
account_role_map.role_id
FROM account
INNER JOIN account_role_map ON account.id = account_role_map.account_id;",<not logged>
AUDIT: OBJECT,10,1,READ,SELECT,TABLE,public.account_role_map,"SELECT account.password,
account_role_map.role_id
FROM account
INNER JOIN account_role_map ON account.id = account_role_map.account_id;",<not logged>
```

## 6.6 Database Multiplexing

This section describes audit log retrieval while in database multiplexing mode.

### 6.6.1 Setup

If setting up the audit log feature in a database multiplexing environment that has already been built, follow the procedure below.

1. Copy the pgaudit files

Copy the pgaudit files on the primary server and standby server.

Refer to step 1 in "6.2 Setup" for details on copying the pgaudit files.



## 2. Create the pgaudit configuration file

Create the pgaudit configuration file on the primary server. Copy the pgaudit configuration file you created to the standby server. Refer to step 2 in "6.2 Setup" for details on creating the pgaudit configuration file.

## 3. Configure postgresql.conf

In the postgresql.conf file on the primary server and standby server, configure the parameters for using audit logs. Set the same values for the parameters.

Refer to step 3 in "6.2 Setup" and "6.6.2 Configuring Audit Log Retrieval" for details on the parameters to configure.

## 4. Configure the serverIdentifier.conf file of Mirroring Controller

In the serverIdentifier.conf file on the primary server and standby server, configure the parameters for using audit logs.

Refer to "6.6.2 Configuring Audit Log Retrieval" for details on the parameters to be set.

## 5. Start the instance

Start the instance of the primary server and standby server.

## 6. Create the pgaudit extension

Execute CREATE EXTENSION on the primary server to create a pgaudit extension.

Refer to step 5 in "6.2 Setup" for details on creating pgaudit extensions.

## 7. Configure the parameters in the pgaudit configuration file

Add/change the parameters of the pgaudit configuration file on the primary server. Copy the pgaudit configuration file with the added/changed parameters to the standby server.

Refer to "6.3 pgaudit Configuration File" and "6.6.2 Configuring Audit Log Retrieval" for details on the parameters to set.

## 8. Restart the instance

Restart the instance of the primary server and standby server.

## 6.6.2 Configuring Audit Log Retrieval

---

In database multiplexing mode, Mirroring Controller periodically accesses the database to check the multiplexing status and detect failure. Due to this, audit logs are also periodically retrieved, so log files become used up. Therefore, set the parameters below so that audit logs are not retrieved by Mirroring Controller.

postgresql.conf

log\_connections

Omit, or specify "off".

log\_disconnections

Omit, or specify "off".

serverIdentifier.conf file of Mirroring Controller

target\_db

Specify "template1".



.....  
If creating a new database, create it after stopping Mirroring Controller, or specify a name other than "template1" for the template database.  
.....

pgaudit configuration file

rule section database

Specify database != 'template1'.

## 6.7 Failover

---

This section explains audit log retrieval performed by the failover feature integrated with the cluster software.

### 6.7.1 Configuring Audit Log Retrieval

---

The failover feature accesses the database periodically to check the instance status. Due to this, audit logs are also periodically retrieved, so log files become depleted. Therefore, set the parameters below so that audit logs are not retrieved.

postgresql.conf

log\_connections

Omit, or specify "off".

log\_disconnections

Omit, or specify "off".

pgaudit configuration file

rule section database

Specify database != 'template1'.

## 6.8 View Audit Logs Using SQL

---

By using file\_fdw of an additional module, audit logs can be accessed using SQL. This section describes how to view audit logs, using Session Audit Logging output to a dedicated log file as an example.

1. Install file\_fdw

Execute CREATE EXTENSION to install file\_fdw as an extension.

```
$ psql
=# CREATE EXTENSION file_fdw;
=# \dx
                                List of installed extensions
Name          | Version | Schema  | Description
-----+-----+-----+-----
file_fdw     | 1.0    | public  | foreign-data wrapper for flat file access
pgaudit      | 1.0    | public  | provides auditing functionality
plpgsql      | 1.0    | pg_catalog | PL/pgSQL procedural language
(3 rows)
```

2. Create an external server

Use CREATE SERVER to create an external server managed by file\_fdw.

```
$ psql
=# CREATE SERVER auditlog FOREIGN DATA WRAPPER file_fdw;
```

3. Create an audit log table.

Use CREATE FOREIGN TABLE to define the table columns of audit logs, CSV file name and format.

```
$ psql
=# CREATE FOREIGN TABLE auditlog (
header text,
class text,
sql_start_time timestamp with time zone,
remote_host_name text,
backend_process_id text,
application_name text,
session_user_name text,
database_name text,
virtual_transaction_id text,
```

```
statement_id text,
substatement_id text,
command_tag text,
sqlstate text,
object_type text,
object_name text,
error_message text,
sql text,
parameter text
) SERVER auditlog
OPTIONS ( filename '/database/inst1/pgaudit_log/pgaudit-2020-03-12.log', format 'csv' );
```

## Note

If an audit log file is rotated and multiple audit log files exist, it is necessary to create a table for each audit log file.

### 4. View audit logs

Use SELECT and view the audit logs.

```
$ psql
=# SELECT * FROM auditlog;
   header   | class | sql_start_time | remote_host_name | backend_process_id ...
-----+-----+-----+-----+-----+-----+-----
AUDIT: SESSION | WRITE | 2020-03-12 19:00:49+09 | [local] | 19944 | ...
AUDIT: SESSION | READ  | 2020-03-12 19:00:58+09 | [local] | 19944 | ...
```

## 6.9 Removing Setup

This section describes how to remove the setup of pgaudit.

1. Start the instance
2. Remove the pgaudit extension

Execute DROP EXTENSION to remove the pgaudit extension from the database.

```
$ psql -d <database name>
=# DROP EXTENSION pgaudit;
=# \q
```

3. Change postgresql.conf

Remove the parameters below relating to pgaudit.

- shared\_preload\_libraries
- pgaudit.config\_file

4. Restart the instance
5. Remove the pgaudit files

As superuser, run the following command. Note that "<x>" in paths indicates the product version.

```
$ su -
Password:*****
# rm -rf /opt/fsepv<x>server64/filesCopiedDuringSetup
```

## Information

The files copied during setup can be checked below.

```
# find /opt/fsepv<x>server64/OSS/pgaudit
```

# FUJITSU Enterprise Postgres 13 on IBM LinuxONE™



## Cluster Operation Guide (Database Multiplexing)

# Preface

---

## Purpose of this document

This document describes the tasks required for using the database multiplexing feature of FUJITSU Enterprise Postgres.

## Intended readers

This document is intended for those who set up and use the database multiplexing feature.

Readers of this document are also assumed to have general knowledge of:

- PostgreSQL
- SQL
- Linux

## Structure of this document

This document is structured as follows:

### [Chapter 1 Overview of Database Multiplexing Mode](#)

Provides an overview of database multiplexing mode.

### [Chapter 2 Setting Up Database Multiplexing Mode](#)

Describes how to set up database multiplexing mode.

### [Chapter 3 Operations in Database Multiplexing Mode](#)

Explains periodic database multiplexing mode.

### [Chapter 4 Action Required when an Error Occurs in Database Multiplexing Mode](#)

Explains the action required when an error occurs during a database multiplexing mode.

### [Chapter 5 Managing Mirroring Controller Using WebAdmin](#)

Explains how to set up and manage Mirroring Controller in a streaming replication cluster using WebAdmin.

### [Appendix A Parameters](#)

Explains the configuration files and parameters required for database multiplexing mode.

### [Appendix B Supplementary Information on Building the Primary Server and Standby Server on the Same Server](#)

Explains supplementary information on building the primary server and standby server on the same server.

### [Appendix C User Commands](#)

Explains the user commands.

### [Appendix D Notes on Performing Automatic Degradation Immediately after a Heartbeat Abnormality](#)

Provides notes when performing automatic degradation unconditionally after a heartbeat abnormality is detected during heartbeat monitoring of an operating system or server.

### [Appendix E WebAdmin Disallow User Inputs Containing Hazardous Characters](#)

Explains characters not allowed in WebAdmin.

### [Appendix F Collecting Failure Investigation Data](#)

Explains how to collect data for initial investigation.

## Export restrictions

Exportation/release of this document may require necessary procedures in accordance with the regulations of your resident country and/or US export control laws.

**Issue date and version**

|                         |
|-------------------------|
| Edition 1.0: April 2021 |
|-------------------------|

**Copyright**

Copyright 2019-2021 FUJITSU LIMITED

# Contents

---

|   |    |
|---|----|
| Chapter 1 Overview of Database Multiplexing Mode.....   | 1  |
| 1.1 What is Database Multiplexing Mode.....   | 1  |
| 1.1.1 Monitoring Using Database Multiplexing Mode.....  | 4  |
| 1.1.2 Referencing on the Standby Server.....  | 6  |
| 1.1.2.1 If Prioritizing the Main Job on the Primary Server.....   | 6  |
| 1.1.2.2 If Performing the Referencing Job on the Synchronous Standby Server.....  | 6  |
| 1.2 System Configuration for Database Multiplexing Mode.....  | 6  |
| 1.2.1 Mirroring Controller Resources.....   | 8  |
| 1.2.1.1 Database Server Resources.....  | 8  |
| 1.2.1.2 Arbitration Server Resources.....   | 9  |
| 1.2.2 Mirroring Controller Processes.....   | 9  |
| 1.2.2.1 Database Server Processes.....  | 9  |
| 1.2.2.2 Arbitration Server Process.....   | 9  |
| 1.2.3 Redundancy of the Admin and Log Transfer Networks.....  | 10 |
| 1.2.4 Notes on CPU Architecture and Products.....   | 10 |
| 1.3 Deciding on Operation when a Heartbeat Abnormality is Detected.....   | 10 |
| 1.4 Security in Database Multiplexing.....  | 11 |
| 1.4.1 Authentication of the Standby Server.....   | 13 |
| 1.4.2 Encryption of Transaction Logs Transferred to the Standby Server.....   | 13 |
| Chapter 2 Setting Up Database Multiplexing Mode.....  | 14 |
| 2.1 Installation.....   | 15 |
| 2.2 Preparing for Setup.....  | 16 |
| 2.2.1 Preparing the Database Server.....  | 16 |
| 2.2.1.1 Preparing the Backup Disk.....  | 16 |
| 2.3 Setting Up the Arbitration Server.....  | 16 |
| 2.3.1 Configuring the Arbitration Server.....   | 16 |
| 2.3.2 Creating a User Command for the Arbitration Server.....   | 18 |
| 2.3.3 Starting the Mirroring Controller Arbitration Process.....  | 19 |
| 2.4 Setting Up the Primary Server.....  | 19 |
| 2.4.1 Setting Up Database Multiplexing Mode on the Primary Server.....  | 19 |
| 2.4.2 Creating, Setting, and Registering the Primary Server Instance.....   | 23 |
| 2.4.3 Starting Mirroring Controller on the Primary Server.....  | 27 |
| 2.5 Setting Up the Standby Server.....  | 27 |
| 2.5.1 Setting Up Database Multiplexing Mode on the Standby Server.....  | 28 |
| 2.5.2 Creating, Setting, and Registering the Standby Server Instance.....   | 29 |
| 2.5.3 Starting Mirroring Controller on the Standby Server.....  | 30 |
| 2.6 Creating a User Command for a Database Server.....  | 31 |
| 2.7 Confirming the Streaming Replication Status.....  | 33 |
| 2.8 Checking the Connection Status.....   | 33 |
| 2.8.1 Checking the Connection Status on a Database Server.....  | 34 |
| 2.8.2 Checking the Connection Status on the Arbitration Server.....   | 34 |
| 2.9 Creating Applications.....  | 34 |
| 2.9.1 Application Connection Server Settings.....   | 35 |
| 2.10 Checking the Behavior.....   | 35 |
| 2.11 Tuning.....  | 35 |
| 2.11.1 Tuning to Stabilize the Database Multiplexing Mode.....  | 35 |
| 2.11.2 Tuning to Stabilize Queries on the Standby Server.....   | 35 |
| 2.11.3 Tuning to Stabilize Queries on the Standby Server (when Performing Frequent Updates on the Primary Server).....                                  | 35 |
| 2.11.4 Tuning for Optimization of Degradation Using Abnormality Monitoring.....   | 36 |
| 2.11.4.1 Tuning for Abnormality Monitoring of the Operating System or Server.....   | 36 |
| 2.11.4.1.1 Tuning Abnormality Monitoring for Operations that Use an Arbitration Server for Automatic Degeneration.....                                  | 36 |
| 2.11.4.1.2 Tuning Abnormality Monitoring for Operations that Perform Automatic Degeneration by Calling a User Command that Determines Degeneration..... | 42 |
| 2.11.4.1.3 Tuning Abnormality Monitoring for Operations that Notify Messages.....   | 44 |



|   |           |
|---|-----------|
| 2.11.4.1.4 Tuning Abnormality Monitoring for Operations that Perform Automatic Degenerate Unconditionally due to Heartbeat Abnormality..... | 44        |
| 2.11.4.2 Tuning for Abnormality Monitoring of Database Processes.....   | 45        |
| 2.11.4.3 Tuning for Abnormality Monitoring of Streaming Replication.....  | 46        |
| 2.11.4.4 Tuning for Disk Abnormality Monitoring.....  | 48        |
| 2.12 Setting Automatic Start and Stop of Mirroring Controller and Multiplexed Instances.....  | 49        |
| 2.13 Setting Automatic Start and Stop of the Mirroring Controller Arbitration Process.....  | 51        |
| 2.14 Backup Operation.....  | 52        |
| 2.14.1 Backing up Database Multiplexing Mode Information.....   | 52        |
| 2.14.2 Database Backup Operation.....   | 52        |
| <b>Chapter 3 Operations in Database Multiplexing Mode.....</b>  | <b>54</b> |
| 3.1 Starting and Stopping the Mirroring Controller Arbitration Process.....   | 54        |
| 3.1.1 Starting the Mirroring Controller Arbitration Process.....  | 54        |
| 3.1.2 Stopping the Mirroring Controller Arbitration Process.....  | 54        |
| 3.2 Starting and Stopping Mirroring Controller.....   | 54        |
| 3.3 Checking the Database Multiplexing Mode Status.....   | 56        |
| 3.3.1 Checking the Status of the Database Server.....   | 56        |
| 3.3.2 Checking the Status of the Arbitration Server.....  | 57        |
| 3.4 Manually Switching the Primary Server.....  | 58        |
| 3.5 Manually Disconnecting the Standby Server.....  | 58        |
| 3.6 Action Required when a Heartbeat Abnormality is Detected.....   | 59        |
| 3.7 Monitoring Mirroring Controller Messages.....   | 59        |
| 3.8 Server Maintenance.....   | 61        |
| 3.8.1 Rolling Updates.....  | 61        |
| 3.8.2 Stopping for Maintenance.....   | 66        |
| 3.8.3 Arbitration Server Maintenance.....   | 66        |
| 3.9 Changes in Operation.....   | 67        |
| 3.9.1 Changes Required when the Standby Server is Stopped.....  | 67        |
| 3.9.2 Changing from Single Server Mode to Database Multiplexing Mode.....   | 68        |
| 3.9.3 Changing from Database Multiplexing Mode to Single Server Mode.....   | 69        |
| 3.9.4 Changing to Database Multiplexing Mode when the Arbitration Server is Used for Automatic Degradation.....                             | 71        |
| 3.9.5 Changing Parameters.....  | 72        |
| 3.9.6 Uninstalling in Database Multiplexing Mode.....   | 72        |
| <b>Chapter 4 Action Required when an Error Occurs in Database Multiplexing Mode.....</b>  | <b>73</b> |
| 4.1 Action Required when Server Degradation Occurs.....   | 73        |
| 4.1.1 Operations when the Server has Started Degrading after a Switch has Occurred.....   | 73        |
| 4.1.1.1 Identify Cause of Error and Restore the Standby Server.....   | 75        |
| 4.1.1.1.1 Stop Mirroring Controller.....  | 75        |
| 4.1.1.1.2 Recovery of the Mirroring Controller management directory.....  | 76        |
| 4.1.1.1.3 Identify cause of error and perform recovery.....   | 76        |
| 4.1.1.2 Rebuild the Standby Server.....   | 78        |
| 4.1.1.3 Failback of the Primary Server.....   | 78        |
| 4.1.2 Operations when the Server has Started Degrading after a Disconnection has Occurred.....  | 79        |
| 4.1.2.1 Identify Cause of Error and Restore the Standby Server.....   | 80        |
| 4.1.2.1.1 Stop Mirroring Controller.....  | 80        |
| 4.1.2.1.2 Recovery of the Mirroring Controller management directory.....  | 81        |
| 4.1.2.1.3 Identify cause of error and perform recovery.....   | 81        |
| 4.1.2.2 Rebuild the Standby Server.....   | 81        |
| 4.1.3 Addressing Errors During Degrading Operation.....   | 81        |
| 4.2 Action Required when Automatic Switch Fails.....  | 82        |
| 4.3 Action Required when Automatic Disconnection Fails.....   | 83        |
| 4.4 Action Required when All Database Servers or Instances Stopped.....   | 83        |
| 4.5 Recovering from an Incorrect User Operation.....  | 87        |
| <b>Chapter 5 Managing Mirroring Controller Using WebAdmin.....</b>  | <b>89</b> |
| 5.1 Mirroring Controller Setup.....   | 90        |

|   |            |
|---|------------|
| 5.2 Edit Mirroring Controller Setup.....  | 92         |
| 5.3 Mirroring Controller Configuration.....   | 93         |
| 5.4 Stopping Mirroring Controller.....  | 94         |
| 5.5 Starting Mirroring Controller.....  | 95         |
| 5.6 Disabling Failover Mode.....  | 95         |
| 5.7 Enabling Failover Mode.....   | 95         |
| 5.8 Deleting Mirroring Controller Setup.....  | 95         |
| 5.9 Status Update after Failover.....   | 96         |
| 5.10 Action Required when an Error Occurs in the Combined Admin Network and Log Transfer Network.....                 | 96         |
| 5.11 Performing Automatic Degradation Using the Arbitration Server.....   | 97         |
| <b>Appendix A Parameters.....</b>   | <b>99</b>  |
| A.1 Parameters Set on the Primary Server.....   | 99         |
| A.2 Parameters Set on the Standby Server.....   | 101        |
| A.3 Network Configuration File.....   | 104        |
| A.4 Server Configuration File.....  | 107        |
| A.4.1 Server Configuration File for the Database Servers.....   | 107        |
| A.4.2 Arbitration Configuration File.....   | 114        |
| <b>Appendix B Supplementary Information on Building the Primary Server and Standby Server on the Same Server.....</b> | <b>117</b> |
| B.1 Backup Data Storage Destination Directory.....  | 117        |
| B.2 How to Execute the mc_ctl Command.....  | 117        |
| <b>Appendix C User Commands.....</b>  | <b>119</b> |
| C.1 Fencing Command.....  | 119        |
| C.2 Arbitration Command.....  | 120        |
| C.3 State Transition Commands.....  | 121        |
| C.3.1 Post-switch Command.....  | 121        |
| C.3.2 Pre-detach Command.....   | 122        |
| C.3.3 Post-attach Command.....  | 122        |
| <b>Appendix D Notes on Performing Automatic Degradation Immediately after a Heartbeat Abnormality.....</b>            | <b>124</b> |
| <b>Appendix E WebAdmin Disallow User Inputs Containing Hazardous Characters.....</b>                                  | <b>127</b> |
| <b>Appendix F Collecting Failure Investigation Data.....</b>  | <b>128</b> |
| <b>Index.....</b>   | <b>129</b> |

# Chapter 1 Overview of Database Multiplexing Mode

This chapter provides an overview of database multiplexing mode.

## Point

In this and subsequent chapters, the word "Mirroring Controller" may be used in the process or management directory name or explanation.

## 1.1 What is Database Multiplexing Mode

Database multiplexing mode is an operation mode (log shipping mode) based on PostgreSQL streaming replication. Other software such as cluster software is not required.

This mode replicates the database on all servers that comprise the cluster system. It achieves this by transferring the updated transaction logs of the database from the server that receives the updates (primary server) to another server (standby server), and then reflecting them on the standby server. The client driver automatically distinguishes between the primary and standby servers, so applications can be connected transparently regardless of the physical server.

It consists of a feature that detects faults in the elements that are essential for the continuity of the database operation (such as the database process, disk, and network), as well as simplified switchover and standby server disconnection features. Furthermore, referencing can be performed on the standby server. The database will be copied in synchronous mode.

## Note

If using WebAdmin or Mirroring Controller, FUJITSU Enterprise Postgres supports cluster systems comprising one primary server and one standby server.

- Although it is possible to connect an asynchronous standby server to the cluster system as an additional server, the standby server is not targeted for monitoring by Mirroring Controller.
- A synchronous standby server cannot be connected to the cluster system as an additional server.

## See

The streaming replication feature is not described in this manual.

Refer to "High Availability, Load Balancing, and Replication" in the PostgreSQL Documentation for information on the streaming replication feature.

Figure 1.1 Failover from the primary server to the standby server

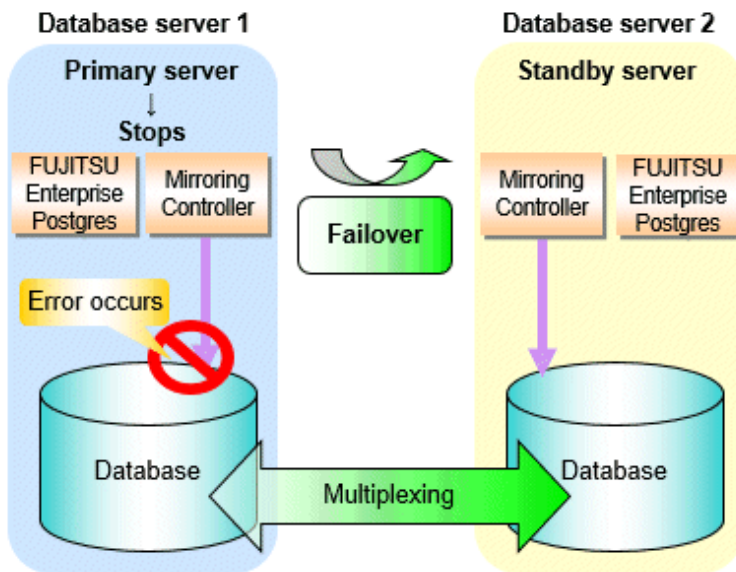
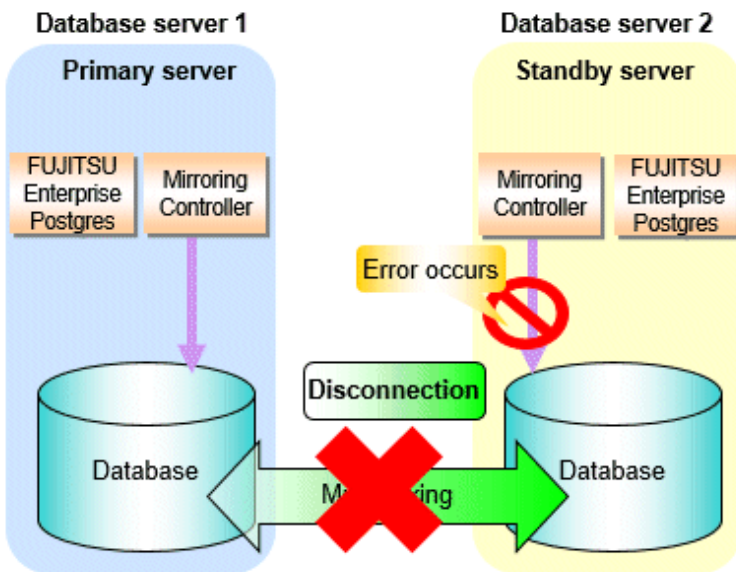


Figure 1.2 Standby server disconnection



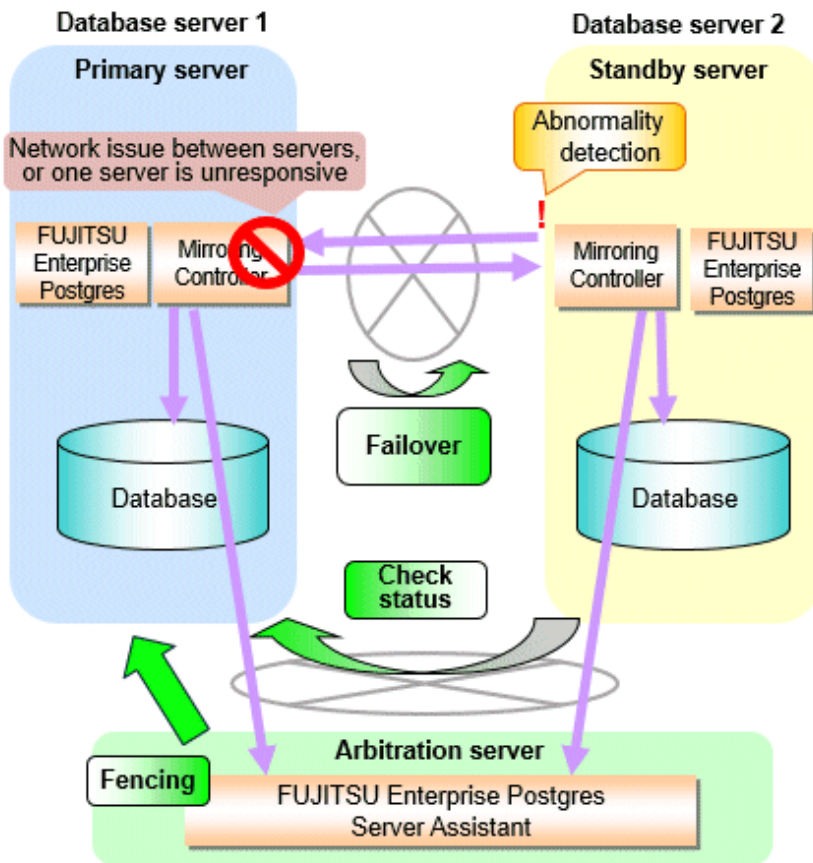
### Database degradation using the arbitration server

FUJITSU Enterprise Postgres provides the Server Assistant that objectively determines the status of database servers as a third party, and if necessary, isolates affected databases if the database servers are unable to accurately ascertain their mutual statuses in database multiplexing mode, such as due to a network error between database servers, or server instability. Database degradation can be performed by using the server (arbitration server) on which the Server Assistant is installed.

For database degradation using the arbitration server, if the database servers are unable to check their mutual statuses (due to a network error between database servers or server instability), then the database server queries the arbitration server for the status of the other database server. If it is determined based on the heartbeat result that the status is unstable, the applicable database server will be isolated from the cluster system (fencing). The arbitration server periodically heartbeats the database server so that it can respond immediately to queries from the database server. The fencing process can be customized according to the environment where Mirroring Controller is used.

Additionally, the database servers are always performing their heartbeats for the arbitration server so that it can perform check requests any time.

Figure 1.3 Database degradation using the arbitration server



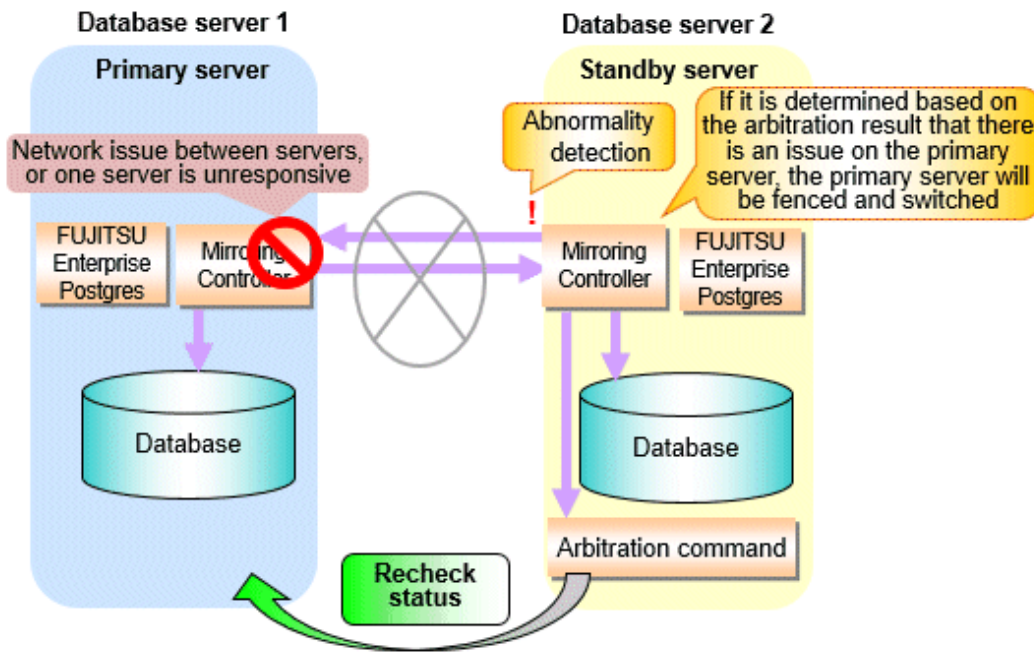
 Note

Install the arbitration server on a different physical server to that of the database server. Refer to "[1.2 System Configuration for Database Multiplexing Mode](#)" for information on the system configuration when using the arbitration server.

**Database degradation using the arbitration command**

The arbitration command is a user command that performs arbitration processing in lieu of the arbitration server. If an arbitration server cannot be deployed, arbitration of the database server can be performed using the arbitration command.

Figure 1.4 Database degradation using the arbitration command



 See

Refer to "2.6 Creating a User Command for a Database Server" or "Appendix C User Commands" for information on user commands.

## 1.1.1 Monitoring Using Database Multiplexing Mode

In database multiplexing mode, perform the monitoring below.

- Operating system or server failures, and no-response state

By generating a heartbeat between Mirroring Controller on each server, operating system or server errors are detected and acknowledged between the relevant servers.

The optimal operating method for environments where database multiplexing mode is performed can be selected from the following:

- Use the arbitration server to perform automatic degradation (switch/disconnect)

This is the default method.

The arbitration server objectively determines the status of database servers, then isolates and degrades from the cluster system the ones with an unstable status.

Refer to "[Database degradation using the arbitration server](#)" for details.

- Call the user command that will perform the degradation decision, and perform automatic degradation

If the arbitration server cannot be installed, select if arbitration processing can be performed by the user instead.

Mirroring Controller queries the user command on whether to degrade. The user command determines the status of the database server, and notifies Mirroring Controller whether to perform degradation.

Refer to "[Database degradation using the arbitration command](#)" for details.

- Notification messages

Use this method if using a two-database server configuration.

Mirroring Controller outputs messages to the system log when an abnormality is detected. This ensures that a split brain will not occur due to a heartbeat abnormality - however, automatic switching will not be performed if the primary server operating system or server fails or becomes unresponsive.

- Perform automatic degradation unconditionally after a heartbeat abnormality

This method is not recommended, because Mirroring Controller unconditionally will perform automatic degradation after heartbeat abnormalities.

- Database process failures, and no-response state

Mirroring Controller periodically accesses the database processes and checks the status. A process error is detected by monitoring whether an access timeout occurs.

- Disk failure

Mirroring Controller periodically creates files on the data storage destination disk below. A disk error is detected when an I/O error occurs.

- Data storage destination disk
- Transaction log storage destination disk
- Tablespace storage destination disk

Failures that can be detected are those that physically affect the entire system, such as disk header or device power failures.

- Streaming replication issue

Mirroring Controller detects streaming replication issues (log transfer network and WAL send/receive processes) by periodically accessing the PostgreSQL system views.

- Mirroring Controller process failure and no response

In order to continue the monitoring process on Mirroring Controller, Mirroring Controller process failures and no responses are also monitored.

The Mirroring Controller monitoring process detects Mirroring Controller process failures and no responses by periodically querying the Mirroring Controller process. If an issue is detected, Mirroring Controller is automatically restarted by the Mirroring Controller monitoring process.

## Point

- If output of messages is selected as the operation to be performed when a heartbeat abnormality is detected during heartbeat monitoring of the operating system or server, automatic degradation will not be performed. However, if an issue in the WAL send process is detected on the primary server, then the standby server will be disconnected, and as a result an automatic disconnection may be performed even if the standby server operating system or server fails or becomes unresponsive.
- You can select in the parameters if the primary server will be switched if a database process is unresponsive or if tablespace storage destination disk failure is detected. Refer to "[Appendix A Parameters](#)" for details.
- If the standby server was disconnected, Mirroring Controller will automatically comment out the `synchronous_standby_names` parameter in the `postgresql.conf` file of the primary server. Accordingly, you can prevent the application processing for the primary server being stopped.

## Note

If the role of primary server was switched to another server and then starts degrading, the original primary server will not become the standby server automatically. Remove the cause of the error, and then change the role of the original primary server to the server currently acting as standby server. Refer to "[4.1 Action Required when Server Degradation Occurs](#)" for details.

## 1.1.2 Referencing on the Standby Server

---

### 1.1.2.1 If Prioritizing the Main Job on the Primary Server

If a reference job is performed on the standby server and the primary server is switched, this may impact the main job from the point of view of load and conflict. This is because, on the new primary server (that is, the original standby server), both the main job that was being executed on the original primary server and the reference job that was being continued on the original standby server will be processed.

Therefore, to degrade the reference job (so that the impact on the main job is reduced), you can select the user command below to disconnect the reference job that was performed on the original standby server.

- Post-switch command



.....  
If continuing with the referencing job after switching the primary server, give careful consideration to the server resource estimates, and the likely impact on performance.  
.....

### 1.1.2.2 If Performing the Referencing Job on the Synchronous Standby Server

If an issue such as a log transfer network failure obstructs the continuation of a job on the primary server, the standby server may be automatically disconnected from the cluster system.

Therefore, if operating the reference job on the assumption that the connection destination is the synchronous standby server, you can select to temporarily stop the job by using the user command or the feature below, so that unexpected referencing of past data does not occur as a result of the disconnection.

- Pre-detach command
- Forced stoppage of the standby server instance on disconnection (specify in the parameter of the server configuration file)

Additionally, if the standby server is incorporated into the cluster system, reference jobs can be started or resumed by using the user command below.

- Post-attach command



- .....
- Refer to "[2.6 Creating a User Command for a Database Server](#)" or "[Appendix C User Commands](#)" for information on each user command.
  - Refer to "[A.4.1 Server Configuration File for the Database Servers](#)" for information on the server configuration file of the database server.
- .....



.....  
Mirroring Controller will continue processing regardless of the processing result of the above user commands and features.  
.....

## 1.2 System Configuration for Database Multiplexing Mode

---

This section explains the products, features, and networks that are part of a database multiplexing system.

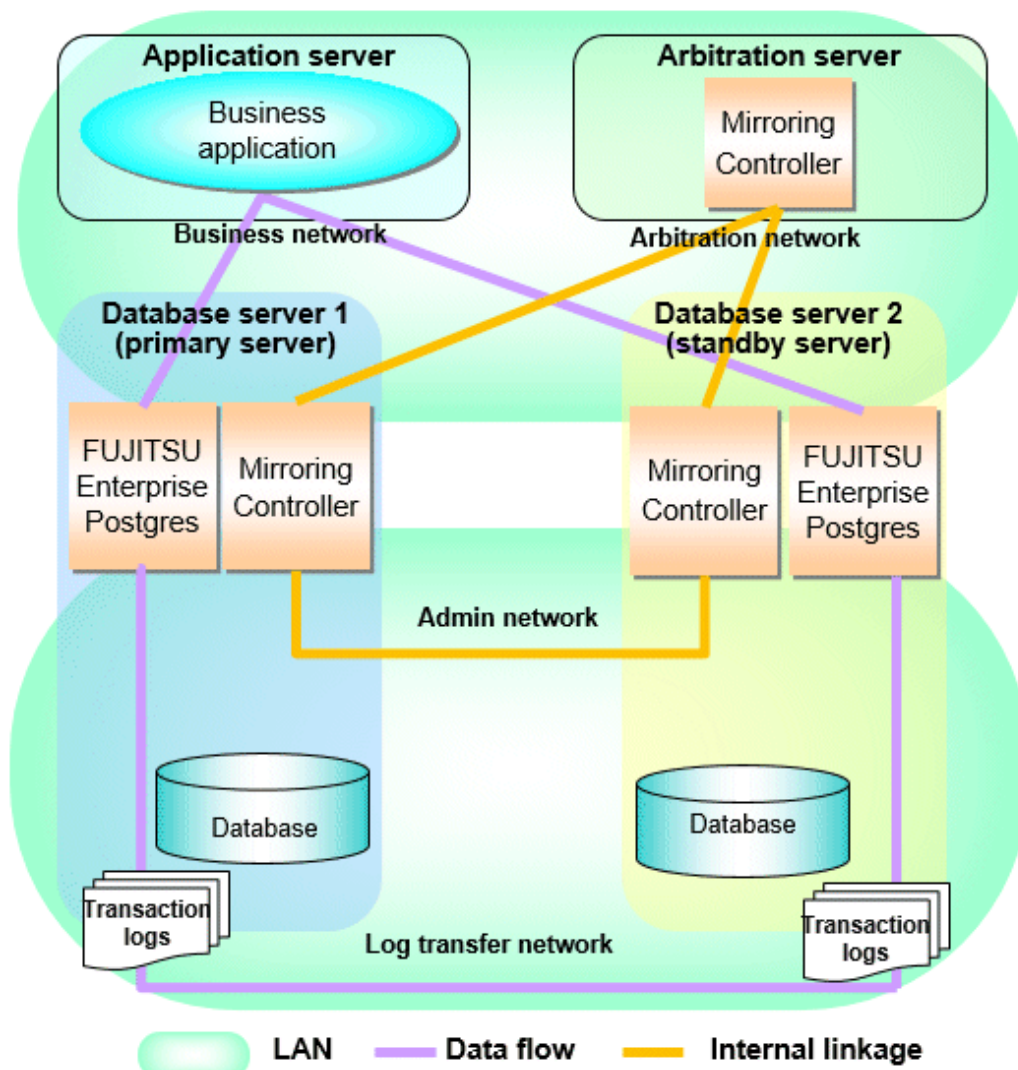
The following table shows the network types used by database multiplexing systems.

| Network type | Description  |
|--------------|--|
| Job network  | Network between the application that accesses the database, and the database server. |



| Network type         | Description  |
|----------------------|--|
| Arbitration network  | Network used by the arbitration server to check the status of the primary server and standby server, and communicate with Mirroring Controller of the database servers. Additionally, if the job network is disconnected from outside, it can also be used as the arbitration network. Refer to " <a href="#">1.4 Security in Database Multiplexing</a> " for details on network security. |
| Admin network        | Network used by the primary server and the standby server to monitor each other using Mirroring Controller, and to control Mirroring Controller of other servers.  |
| Log transfer network | Network used to transfer the transaction logs of the database, which is part of database multiplexing.   |

Figure 1.5 System configuration for database multiplexing mode



The arbitration server is installed to check the database server status as a third party, and to perform fencing. Therefore, to obtain the intended benefits, consider the following.

- Install the arbitration server on a different server to that of the database server.
- For the arbitration network, use a network that will not be impacted by line faults or the load on the admin network or log transfer network. This is necessary to correctly determine issues on the admin network or log transfer network.

## Point

- The arbitration server can also be used as an application server. However, consider the server load.
- It is recommended to link the arbitration server with other cluster systems, in order to provide redundancy.
- Use the arbitration server in combination with the same version of FUJITSU Enterprise Postgres as that of the primary server and standby server.
- The arbitration server can be built on a different platform to that of the database server.

## Note

Because the ping command of the operating system is used for heartbeat monitoring of the database server, configure the network so that ICMP can be used on the admin network and the arbitration network.

## 1.2.1 Mirroring Controller Resources

---

This section describes the database server and arbitration server resources of Mirroring Controller.

### 1.2.1.1 Database Server Resources

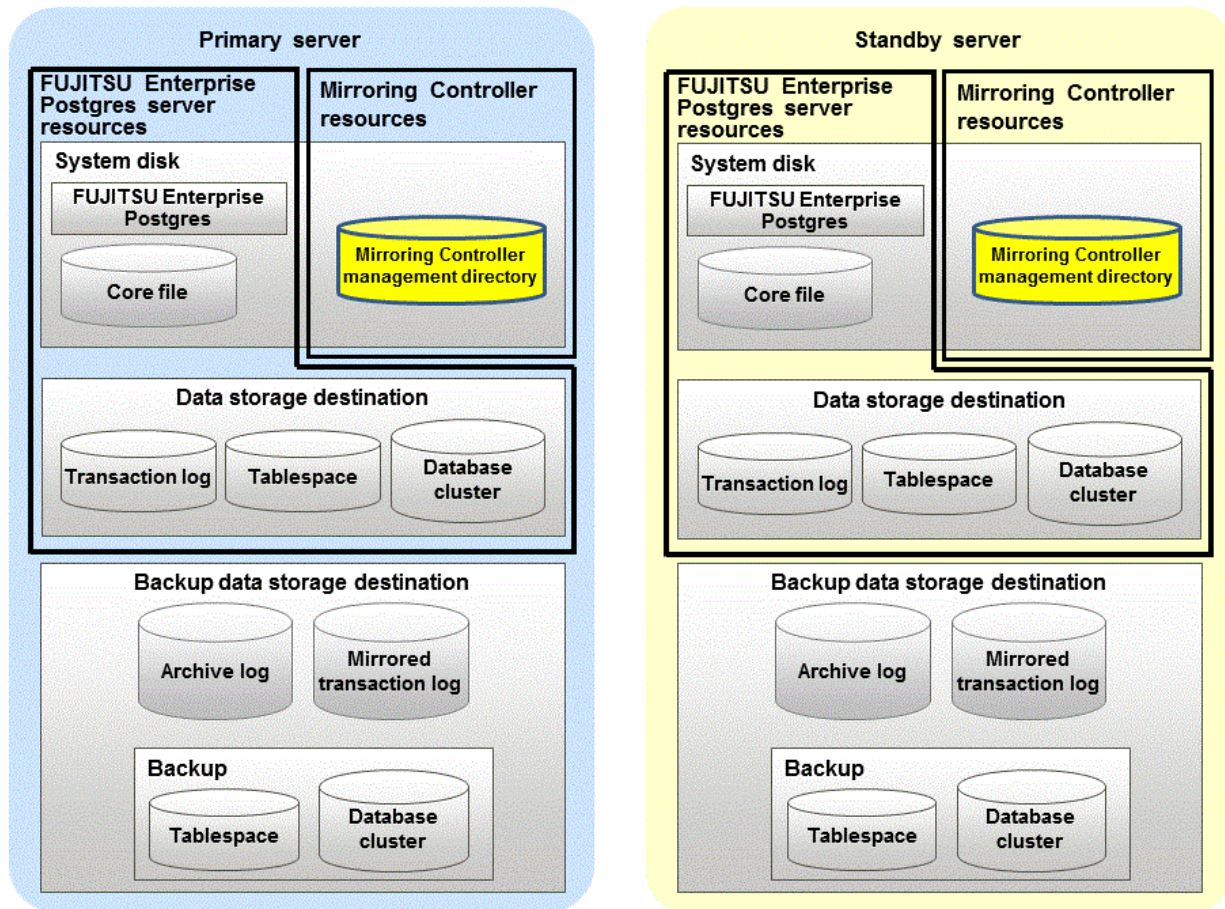
The only Mirroring Controller resource is the Mirroring Controller management directory, which stores the files that define the Mirroring Controller behavior, and the temporary files that are created when Mirroring Controller is active.

## Note

- Do not create the Mirroring Controller management directory in a directory managed by FUJITSU Enterprise Postgres, otherwise it may be deleted by mistake or may cause unexpected problems when FUJITSU Enterprise Postgres recovery is performed (such as old version of files being restored).  
Refer to "Preparing Directories for Resource Deployment" in the Installation and Setup Guide for Server for information on the directories managed by FUJITSU Enterprise Postgres.
- The backup methods described in "Backing Up the Database" in the Operation Guide cannot be used to back up the Mirroring Controller resources. Therefore, users must obtain their own backup of Mirroring Controller resources, in addition to FUJITSU Enterprise Postgres server resources. Retrieve backups after stopping Mirroring Controller.
- If the automatic switch/disconnection is enabled, do not edit `synchronous_standby_names` for the Mirroring Controller monitoring target instance. Otherwise, if Mirroring Controller is switched after editing, data may be lost or SQL access may stop.
- If you are building on a virtual machine or cloud, make sure the virtual machines are on different physical servers. Refer to your virtual machine software and cloud vendor documentation for instructions on how to deploy virtual machines.

The content on the primary server will be backed up. You cannot tell which server is the primary server to be backed up, because switching and failback may be performed between the servers. It is also impossible to tell which server is to be restored using the backed up data. Accordingly, ensure that you create a backup of each server when it is working as the primary server.

Figure 1.6 Configuration when backing up Mirroring Controller resources



### 1.2.1.2 Arbitration Server Resources

The only arbitration server resource is the Mirroring Controller arbitration process management directory. This directory stores the files that define the Mirroring Controller arbitration process behavior and the temporary files created when Mirroring Controller is active.

## 1.2.2 Mirroring Controller Processes

This section describes the database server and arbitration server processes of Mirroring Controller.

### 1.2.2.1 Database Server Processes

The database server processes comprise the Mirroring Controller process and Mirroring Controller monitoring process.

| Process type                            | Description   |
|---|---|
| Mirroring Controller process            | Performs operating system/server and process heartbeat monitoring and disk abnormality monitoring between database servers. Additionally, it issues arbitration requests to the arbitration server. |
| Mirroring Controller monitoring process | Performs heartbeat monitoring of the Mirroring Controller process. If the Mirroring Controller process returns no response or is down, the monitoring process is restarted automatically.           |

### 1.2.2.2 Arbitration Server Process

The only arbitration process is the Mirroring Controller arbitration process.

| Process type                             | Description   |
|--|---|
| Mirroring Controller arbitration process | Performs rechecks for issues detected on the primary server or the standby server. Additionally, this process performs fencing if it determines that there is an issue on the primary server or the standby server. |

### 1.2.3 Redundancy of the Admin and Log Transfer Networks

The admin network is an important one, because it is used by Mirroring Controller to check the status of each server.

Additionally, the log transfer network is an important one, because it is necessary to ensure data freshness.

Accordingly, configure a failure-resistant network by implementing network redundancy via channel bonding provided by the operating system or network driver vendor.

### 1.2.4 Notes on CPU Architecture and Products

A server using only PostgreSQL streaming replication cannot be specified as the database multiplexing system log transfer destination.

## 1.3 Deciding on Operation when a Heartbeat Abnormality is Detected

The operation to be performed when a heartbeat abnormality is detected using operating system/server heartbeat monitoring is decided on according to the environment where database multiplexing mode is performed or the operating method.

It is possible to select from the four operations below, and specify this in the parameters of Mirroring Controller:

- Use the arbitration server to perform automatic degradation (switch/disconnect)
- Call the user command that will perform the degradation decision, and perform automatic degradation
- Notification messages
- Perform automatic degradation unconditionally (switch/disconnect)

The table below shows if jobs can be continued on the primary server when an issue is detected during heartbeat monitoring of the operating system/server.

#### Continuation of jobs on the primary server when an issue is detected during heartbeat monitoring of the operating system/server

| Operation   | Abnormal event                                   |                                  |                           |                            |  |
|---|--|----------------------------------|---------------------------|----------------------------|--|
|   | Server/operating system failures or no responses |                                  | Admin network issue       | Log transfer network issue | Issue on a network for both admin and log transfer |
|   | Primary server                                   | Standby server                   |                           |                            |  |
| Automatic degradation using the arbitration server    | Y<br>(switch)                                    | Y<br>(disconnect)                | Y                         | Y<br>(disconnect)          | Y<br>(disconnect)                                  |
| Call a user command and perform automatic degradation | Y (switch)                                       | Y (disconnect)                   | Y                         | Y<br>(disconnect)          | Y<br>(disconnect)                                  |
| Notification messages                                 | N<br>(message notification only)                 | N<br>(message notification only) | Y                         | Y<br>(disconnect)          | Y<br>(disconnect)                                  |
| Unconditional automatic degradation                   | Y<br>(switch)                                    | Y<br>(disconnect)                | N<br>(split brain occurs) | Y<br>(disconnect)          | N<br>(split brain occurs)                          |

Y: Job can be continued

N: Job cannot be continued

## 1.4 Security in Database Multiplexing

The database server replicates the database on all servers that comprise the cluster system. It achieves this by transferring and reflecting the updated transaction logs of the database from the primary server to the standby server.

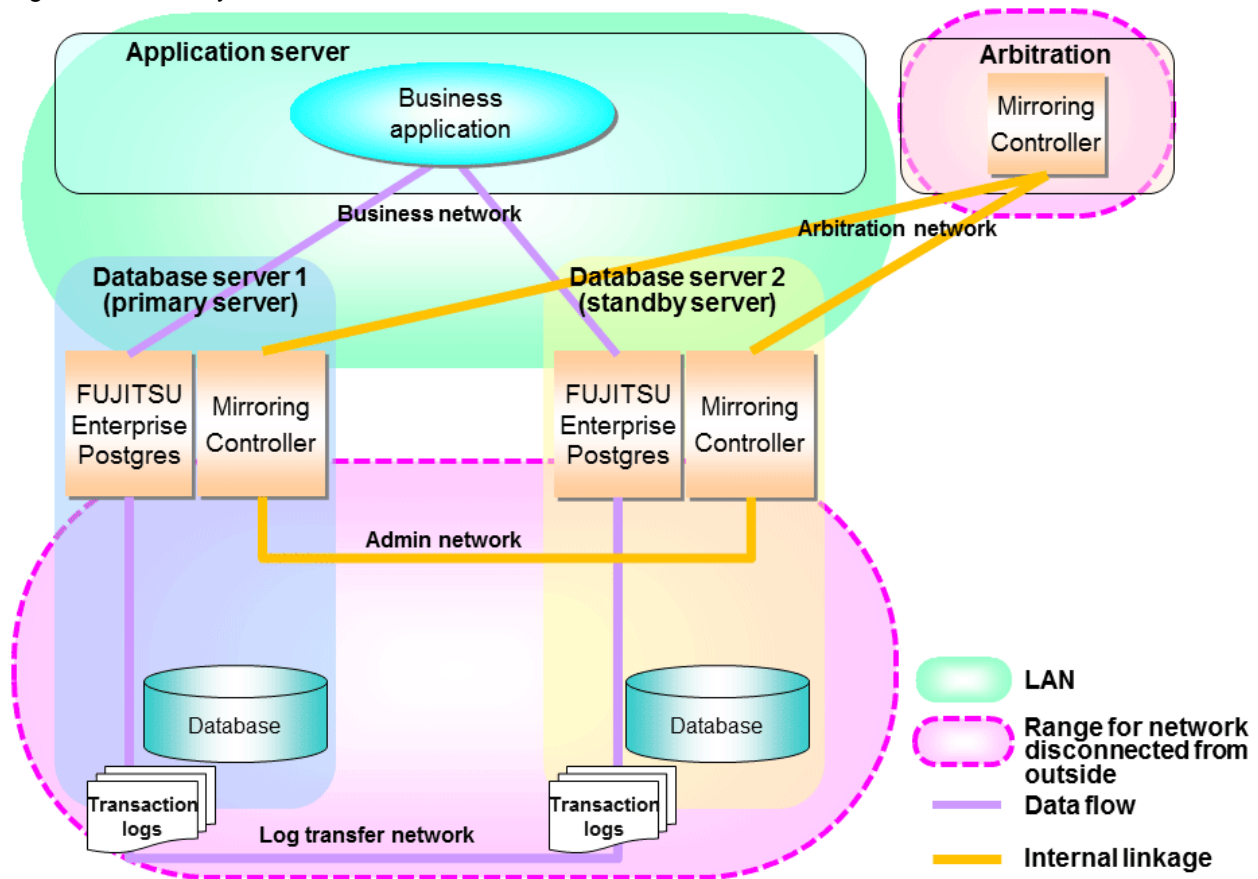
To safeguard the database against unauthorized access and preserve data confidentiality in transaction log transfers, carefully consider security and take note of the following when performing database multiplexing:

- Do not use trust authentication when using replication connection.
- Configure the admin network and the log transfer network so that they cannot be connected from the outside, as shown in [Figure 1.7 Security](#).

Additionally, for the line on which Mirroring Controller connects from the database server to the arbitration server, take note of the following points and consider security carefully.

- Build a network with the arbitration server disconnected from outside, as shown in [Figure 1.7 Security](#).

Figure 1.7 Security



However, it may not always be possible to adopt the configuration mentioned above. For example, you may want to place the servers in a nearby/neighboring office to minimize network delays.

In this case, combine the following features to enhance security:

- [Authentication of the Standby Server](#)
- [Encryption of Transaction Logs Transferred to the Standby Server](#)

When these features are combined, security will be achieved as shown below.



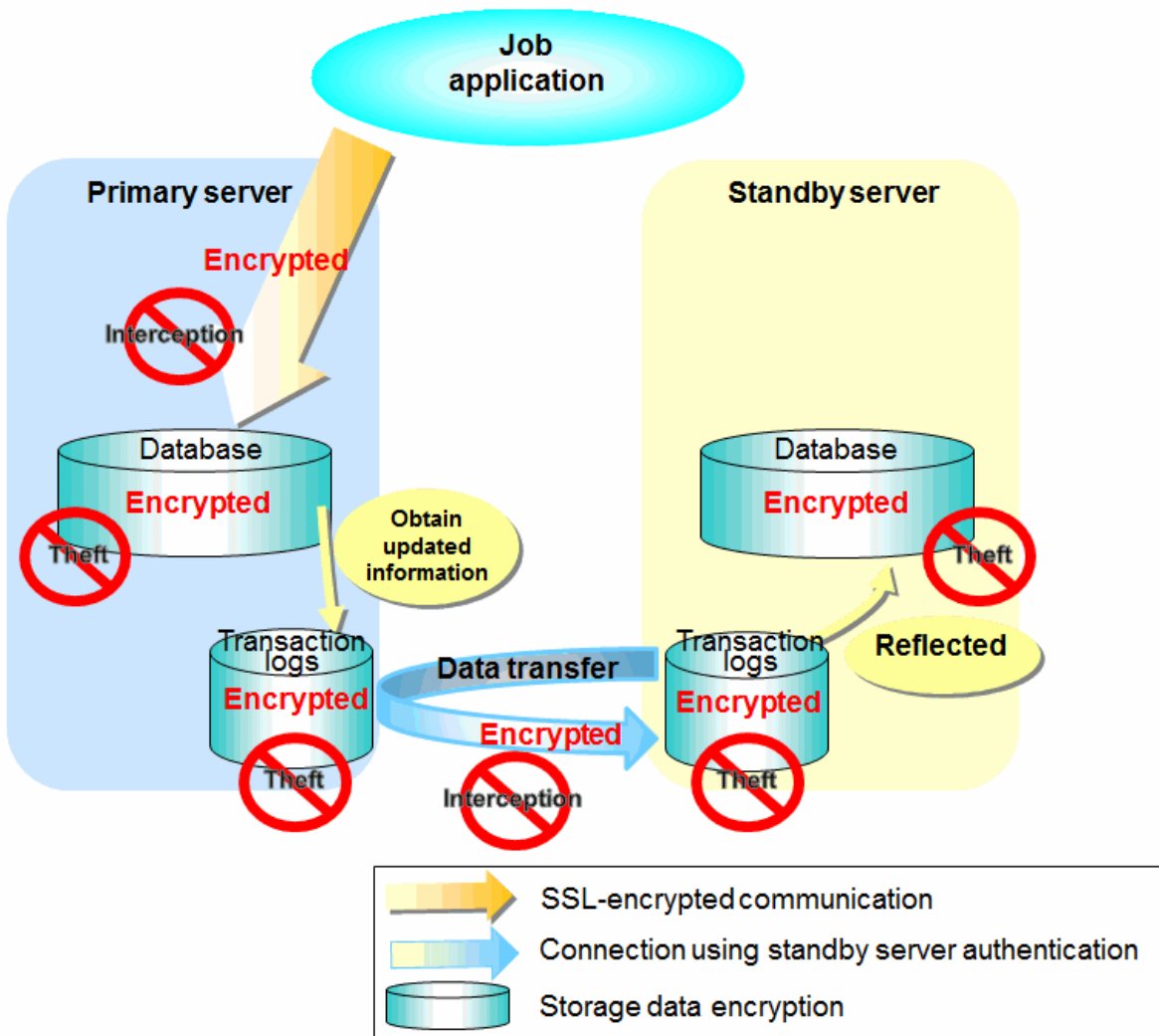
**P** Point

If the job network is disconnected from outside, it can be used as the arbitration network. However, if a network is to be used as both a job network and arbitration network, consider the load on the network.

**N** Note

If a port is blocked (access permission has not been granted) by a firewall, etc., enable use of the target port by granting access. Refer to the vendor document for information on how to open (grant access permission to) a port. Consider the security risks carefully when opening ports.

Figure 1.8 Security achieved when standby server authentication is combined with transaction log encryption



**S** See

Refer to "Performing Database Multiplexing" under "Configuring Secure Communication Using Secure Sockets Layer" in the Operation Guide for information on encrypting SSL communications.

## 1.4.1 Authentication of the Standby Server

---

You can prevent spoofing connections from an external server purporting to be the standby server by using authentication with a user name and password.

Configure the setting in the primary server `pg_hba.conf` file so that authentication is performed for connections from the standby server in the same way as for connections from the client.



See

.....  
Refer to "Client Authentication" in the PostgreSQL Documentation for information on content that can be configured in `pg_hba.conf`.  
.....

## 1.4.2 Encryption of Transaction Logs Transferred to the Standby Server

---

In case the authentication of the standby server is breached so that a malicious user purporting to be the standby server can spoof data, the transaction log data can be encrypted to prevent it from being deciphered. The transparent data encryption feature is used to encrypt the data.



See

.....  
Refer to "Protecting Storage Data Using Transparent Data Encryption" in the Operation Guide for details.  
.....

# Chapter 2 Setting Up Database Multiplexing Mode

This chapter describes how to set up database multiplexing mode, and how to check it.

## Users who perform setup and operations on the database server

Setup and operations of the database server must be performed by the instance administrator user.

## Users who perform setup and operations on the arbitration server

The following users may perform setup and operations on the arbitration server when it is used for automatic degradation.

- Any operating system user.



### Point

- Mirroring Controller selects a database superuser as the user who will connect to the database instance. This enables instance administrator users and database superusers who operate the Mirroring Controller commands to run database multiplexing mode in different environments.
- The application name for connecting to the database instance is "mc\_agent".

## Matching the system times

Before starting the setup, ensure that the times in the primary server, standby server and arbitration server match, by using the operating system time synchronization feature, for example.

The tolerated difference is approximately one second.

If the system times are not synchronized (because the tolerated difference is exceeded, for example), problem investigation may be affected.

## Configuring ICMP

Because the ping command of the operating system is used for heartbeat monitoring of the database server, configure the network so that ICMP can be used on the admin network and the arbitration network. Refer to the relevant operating system procedure for details.

## Setup

The setup procedure is shown in the table below. However, the procedure on the arbitration server should be performed only when the arbitration server is used for automatic degradation. A distinction is made between the procedures on the primary server and standby server according to whether the arbitration server is used.

| Step | Task                                  |                |                                    | Refer to  |
|------|---------------------------------------|----------------|------------------------------------|---|
|      | Primary server                        | Standby server | Arbitration server                 |   |
| 1    | Installation                          |                |                                    | <a href="#">2.1 Installation</a>  |
| 2    | Preparing the database server         |                | Preparing the arbitration server   | <a href="#">2.2 Preparing for Setup</a>   |
| 3    |                                       |                | Configuring the arbitration server | <a href="#">2.3.1 Configuring the Arbitration Server</a>                          |
| 4    |                                       |                | Creating a user command            | <a href="#">2.3.2 Creating a User Command for the Arbitration Server</a>          |
| 5    |                                       |                | Starting the arbitration process   | <a href="#">2.3.3 Starting the Mirroring Controller Arbitration Process</a>       |
| 6    | Setting up database multiplexing mode |                |                                    | <a href="#">2.4.1 Setting Up Database Multiplexing Mode on the Primary Server</a> |



| Step | Task  |   |                                | Refer to   |
|------|---|---|--------------------------------|--|
|      | Primary server                                  | Standby server                                  | Arbitration server             |  |
| 7    | Creating, setting, and registering the instance |   |                                | <a href="#">2.4.2 Creating, Setting, and Registering the Primary Server Instance</a> |
| 8    | Creating a user command                         |   |                                | <a href="#">2.6 Creating a User Command for a Database Server</a>                    |
| 9    | Starting Mirroring Controller                   |   |                                | <a href="#">2.4.3 Starting Mirroring Controller on the Primary Server</a>            |
| 10   |   | Setting up database multiplexing mode           |                                | <a href="#">2.5.1 Setting Up Database Multiplexing Mode on the Standby Server</a>    |
| 11   |   | Creating, setting, and registering the instance |                                | <a href="#">2.5.2 Creating, Setting, and Registering the Standby Server Instance</a> |
| 12   |   | Creating a user command                         |                                | <a href="#">2.6 Creating a User Command for a Database Server</a>                    |
| 13   |   | Starting Mirroring Controller                   |                                | <a href="#">2.5.3 Starting Mirroring Controller on the Standby Server</a>            |
| 14   | Confirming the streaming replication status     |   |                                | <a href="#">2.7 Confirming the Streaming Replication Status</a>                      |
| 15   | Checking the connection status                  |   |                                | <a href="#">2.8.1 Checking the Connection Status on a Database Server</a>            |
| 16   |   | Checking the connection status                  |                                | <a href="#">2.8.1 Checking the Connection Status on a Database Server</a>            |
| 17   |   |   | Checking the connection status | <a href="#">2.8.2 Checking the Connection Status on the Arbitration Server</a>       |
| 18   | Creating applications                           |   |                                | <a href="#">2.9 Creating Applications</a>  |
| 19   | Checking the behavior                           |   |                                | <a href="#">2.10 Checking the Behavior</a>   |

Explanations for each step are provided below.



### Information

- The setup procedure is also the same when changing the mode on a single server to database multiplexing mode. In this case, omit the installation of FUJITSU Enterprise Postgres and the creation of the instance.

Refer to "[3.9.2 Changing from Single Server Mode to Database Multiplexing Mode](#)" for details.

- The primary and standby server can be pseudo-configured on the same server for system testing, for example. In this case, the setup can be performed using the same procedure, however there will be some supplementary steps.

Before performing the setup, refer to "[Appendix B Supplementary Information on Building the Primary Server and Standby Server on the Same Server](#)".

## 2.1 Installation

Refer to the manuals below, and then install the product.



### See

- Refer to the Installation and Setup Guide for Server for details on how to install FUJITSU Enterprise Postgres.

- Refer to the Installation and Setup Guide for Server Assistant for information on installing the Server Assistant on the arbitration server.



Do not use the arbitration server also as a database server. The arbitration server is installed to check the database server status as a third party, and to perform fencing. Using the arbitration server also as a database server nullifies the effectiveness of the arbitration server.

## 2.2 Preparing for Setup

---

This section describes the preparation required before setting up Mirroring Controller.

### 2.2.1 Preparing the Database Server

---

#### 2.2.1.1 Preparing the Backup Disk

In Mirroring Controller, by performing a backup, recovery is possible even if all server disks are corrupted.

The content on the primary server should be backed up. However, through switching and failback, the standby server may also become the primary server. Accordingly, prepare each of the backup disk devices for the primary and standby servers. Perform backup on the primary server used at the time of the backup.

## 2.3 Setting Up the Arbitration Server

---

This section explains how to set up the arbitration server.

### 2.3.1 Configuring the Arbitration Server

---

This section explains how to set up database multiplexing mode on the arbitration server.

In database multiplexing mode, the files that are required for operations are managed in the Mirroring Controller arbitration process management directory.

There is one Mirroring Controller arbitration process management directory for each arbitration process.



The arbitration process for each database multiplexing system can be started on a single arbitration server.



- Refer to the Reference for information on the mc\_arb command.
- Refer to "[Appendix A Parameters](#)" for information on the parameters to be edited for the setup.

Perform the following procedure:

1. On the arbitration server, log in as any operating system user who starts and stops the arbitration process.
2. Configure the environment variables.

Set the following environment variables:

- PATH

Add the installation directory "/bin".

- MANPATH

Add the installation directory "/share/man".

- LD\_LIBRARY\_PATH

Add the installation directory "/lib".

Example

The following example configures environment variables when the installation directory is "/opt/fsepv<x>assistant".

Note that "<x>" indicates the product version.

**sh, bash**

```
$ PATH=/opt/fsepv<x>assistant/bin:$PATH ; export PATH
$ MANPATH=/opt/fsepv<x>assistant/share/man:$MANPATH ; export MANPATH
$ LD_LIBRARY_PATH=/opt/fsepv<x>assistant/lib:$LD_LIBRARY_PATH ; export LD_LIBRARY_PATH
```

**csh, tcsh**

```
$ setenv PATH /opt/fsepv<x>assistant/bin:$PATH
$ setenv MANPATH /opt/fsepv<x>assistant/share/man:$MANPATH
$ setenv LD_LIBRARY_PATH /opt/fsepv<x>assistant/lib:$LD_LIBRARY_PATH
```

3. Create the Mirroring Controller arbitration process management directory that will store the files required by the arbitration server.  
Use ASCII characters in the Mirroring Controller arbitration process management directory.
4. In the network configuration file (network.conf), define the Mirroring Controller network configuration that will be managed by the Mirroring Controller arbitration process.

Create network.conf in the Mirroring Controller arbitration process management directory, based on the sample file. For network.conf, set read and write permissions only for the operating system user who starts and stops the arbitration process in step 1.

If users other than this are granted access permissions, the mc\_arb command will not work. Accordingly, users other than the operating system user who starts and stops the arbitration process in step 1 are prevented from operating the Mirroring Controller arbitration process.

Sample file

```
/installDir/share/mcarb_network.conf.sample
```

In network.conf, specify the IP address or host name and port number of the primary server and standby server, and define the Mirroring Controller network configuration that will be managed by the Mirroring Controller arbitration process.

Refer to "[A.3 Network Configuration File](#)" for details.

A definition example is shown below.

Example)

The IDs of the servers are set to "server1" and "server2", and their port numbers are set to "27541".

```
server1 192.0.3.100 27541
server2 192.0.3.110 27541
```

5. In the arbitration configuration file (arbitration.conf), define the information related to control of the Mirroring Controller arbitration process.

Create arbitration.conf in the Mirroring Controller arbitration process management directory, based on the sample file. For arbitration.conf, set read and write permissions only for the operating system user who starts and stops the arbitration process in step 1. If users other than this are granted access permissions, the mc\_arb command will not work.

Sample file

```
/installDir/share/mcarb_arbitration.conf.sample
```

Set the parameters shown in the table below in arbitration.conf.

Table 2.1 Parameters

| Parameter               | Content specified   | Remarks  |
|-------------------------|---|--|
| port                    | Port number of the Mirroring Controller arbitration process   | The port number must be 0 to 65535. Ensure that the port number does not conflict with other software. Do not specify an ephemeral port that may temporarily be assigned by another program.   |
| my_address              | <i>'ipAddrOrHostNameThatAcceptsConnectionFromMirroringControllerProcessOnDbServer'</i><br>[Setting example]<br>my_address = '192.0.3.120' | IPv4 and IPv6 addresses can be specified. Specify the IP address, enclosed in single quotation marks (').  |
| syslog_ident            | <i>'programName'</i>  | Specify using single quotation marks (') to enclose the program name used to identify the Mirroring Controller arbitration process message in the system log. Use ASCII characters excluding spaces to specify this parameter.<br><br>The default is 'MirroringControllerArbiter'. |
| fencing_command         | <i>'fencingCmdFilePath'</i><br>[Setting example]<br>fencing_command = '/arbiter/fencing_dir/execute_fencing.sh'                           | Specify the full path of the fencing command that fences a database server where it is determined that an error has occurred.<br><br>Enclose the path in single quotation marks (').<br>Specify the path using less than 1024 bytes.   |
| fencing_command_timeout | Timeout for fencing command (seconds)   | If the command does not respond within the specified number of seconds, it is determined that fencing has failed and a signal (SIGTERM) is sent to the fencing command execution process.<br><br>Specify a value between 1 and 2147483647.<br><br>The default is 20 seconds.       |

### Information

Refer to "[A.4.2 Arbitration Configuration File](#)" for information on the parameters and for other parameters.

## 2.3.2 Creating a User Command for the Arbitration Server

The only user command for the arbitration server is the fencing command.

The fencing command is a user command that is called by the Mirroring Controller arbitration process if Mirroring Controller performs arbitration processing and determines that a database server is unstable.

In the fencing command, the user implements a process that isolates a database server from a cluster system by, for example, stopping the target operating system or server. The fencing command that was created is to be specified for the parameter in the arbitration configuration file. Refer to "[A.4.2 Arbitration Configuration File](#)" for information on the parameters.

- Fencing the primary server during the switch
  - Prevent the Mirroring Controller management process on the primary server from communicating with the Mirroring Controller management process on the other server.
  - Prevent applications from connecting to the primary server instance.
- Fencing the standby server during disconnection
  - Prevent the Mirroring Controller management process on the standby server from communicating with the Mirroring Controller management process on the other server.
  - Prevent applications from connecting to the standby server instance.
  - Prevent the standby server from continuing streaming replication.



See

Refer to "[Appendix C User Commands](#)" for information on user commands.

### 2.3.3 Starting the Mirroring Controller Arbitration Process

---

This section explains how to start the Mirroring Controller arbitration process.

An operating system user who has logged in to the arbitration server can start the Mirroring Controller arbitration process by executing the `mc_arb` command in start mode.

Example)

```
$ mc_arb start -M /mcarb_dir/arbiter1
```

## 2.4 Setting Up the Primary Server

---

This section explains how to set up the primary server.

### 2.4.1 Setting Up Database Multiplexing Mode on the Primary Server

---

This section explains how to set up database multiplexing mode on the primary server.

In database multiplexing, the files that are required for operations are managed in the Mirroring Controller management directory.

There is one Mirroring Controller management directory for each instance.



Note

- Do not place the Mirroring Controller management directory in a directory managed by FUJITSU Enterprise Postgres, otherwise it may be deleted by mistake with the directories managed by FUJITSU Enterprise Postgres, and an old version of files may be restored.



See

- Refer to "Preparing Directories for Resource Deployment" in the Installation and Setup Guide for Server for details on the directories that are managed by FUJITSU Enterprise Postgres.
- Refer to "`mc_ctl`" in Reference for information on the command.
- Refer to "[Appendix A Parameters](#)" for details on each parameter to be edited for the setup.

Perform the following procedure:

1. Log in to the primary server.
2. Create the Mirroring Controller management directory that will store the files required by database multiplexing.  
Use ASCII characters in the Mirroring Controller management directory.  
Additionally, grant "Write" permission to the instance administrator user for the Mirroring Controller management directory.
3. In the network configuration file (network.conf), define the network configuration that will link between the Mirroring Controller processes.

Create the network.conf file in the Mirroring Controller management directory, based on the sample file. For network.conf, set read and write permissions for the instance administrator user only.

If users other than the instance administrator user are granted access, the mc\_ctl command will not work. In this way, users other than the instance administrator user are prevented from operating Mirroring Controller.

Sample file

```
/installDir/share/mc_network.conf.sample
```

In network.conf, specify the IP address or host name and port number of the primary server and standby server, and define the network configuration that will link between the Mirroring Controller processes, and between Mirroring Controller processes and the Mirroring Controller arbitration process.

Refer to "[A.3 Network Configuration File](#)" for details.

A definition example is shown below.

The content to be defined depends on the operation settings at the time a heartbeat abnormality is detected.

When automatic degradation by the arbitration server is selected

Example)

The IDs of the primary server and standby server are set to "server1" and "server2", and their port numbers are set to "27540" and "27541". The ID of the server of the Mirroring Controller arbitration process is set to "arbiter", and its port number is set to "27541".

```
server1 192.0.2.100,192.0.3.100 27540,27541 server
server2 192.0.2.110,192.0.3.110 27540,27541 server
arbiter 192.0.3.120 27541 arbiter
```

Ensure that the port numbers set for the primary server, standby server, and arbitration server do not conflict with other software. In addition, when the arbitration server is used for automatic degradation, use a network in which the arbitration network is not affected by a line failure in the admin network.

When the server type is "server", two IP addresses or host names, and two port numbers need to be specified in the following order:

- IP address or host name of the database server used as the admin network
- IP address or host name of the database server used as the arbitration network
- Port number of the database server used as the admin network
- Port number of the database server used as the arbitration network

If the server type is "arbiter", specify the IP address or host name set for the my\_address parameter and the port number set for the port parameter in arbitration.conf of the arbitration server.

When operation other than automatic degradation by the arbitration server is selected

Example)

The IDs of the servers are set to "server1" and "server2", and their port numbers are set to "27540".

```
server1 192.0.2.100 27540
server2 192.0.2.110 27540
```

Ensure that the port numbers for the primary and standby server do not conflict with other software.

Register in `/etc/services` the port number of the primary server, because programs such as WebAdmin use it to search for available port numbers.

Register any name as the service name.

4. Define the information related to Mirroring Controller monitoring and control in the `serverIdentifier.conf` file.

Create the `serverIdentifier.conf` file in the Mirroring Controller management directory, based on the sample file.

For `serverIdentifier.conf`, set read and write permissions for the instance administrator user only. If users other than the instance administrator user are granted access, the `mc_ctl` command will not work.

As the file name for the `serverIdentifier.conf` file, use the server identifier name that was specified in the `network.conf` file in step 3.

Sample file

```
/InstallDir/share/mc_server.conf.sample
```

Set the parameters shown in the table below in the `serverIdentifier.conf` file.

Table 2.2 Parameters

| Parameter               | Content specified  | Remarks  |
|-------------------------|--|--|
| db_instance             | <code>'dataStorageDestinationDir'</code>   | Use ASCII characters, enclosed in single quotation marks (').  |
| db_instance_password    | <code>'passwordOfInstanceAdminUser'</code>   | If password authentication is performed, you must specify this parameter in the settings used when Mirroring Controller connects to a database instance. Use ASCII characters, enclosed in single quotation marks (').<br><br>If the specified value of this parameter includes ' or \, write \' or \\, respectively.  |
| enable_hash_in_password | on or off  | Specify on to treat the # in the db_instance_password specification as a password character, or off to treat it as a comment.<br><br>The default is "off".   |
| syslog_ident            | <code>'programName'</code>   | Specify the program name to be used to identify the Mirroring Controller messages in the system log.<br><br>Use ASCII characters excluding spaces, enclosed in single quotation marks (').<br><br>Use the same program name as the parameter in the postgresql.conf file ensures that the Mirroring Controller output content can be referenced transparently, so log reference is easy. |
| remote_call_timeout     | Admin communication timeout  | Specify the timeout value (milliseconds) of the Mirroring Controller agent process for communication between servers.<br><br>Specify a value that is less than the operation system TCP connection timeout.  |
| heartbeat_error_action  | Operation when a heartbeat abnormality is detected using operating system or server heartbeat monitoring | arbitration: Perform automatic degradation using the arbitration server.<br><br>command: Call a user command to determine degradation, and perform automatic degradation if required.  |

| Parameter               | Content specified  | Remarks   |
|-------------------------|--|---|
|                         |  | <p>message: Notify messages.</p> <p>fallback: Perform automatic degradation unconditionally.</p> <p>Set the same value on the primary server and standby server.</p>  |
| heartbeat_interval      | Interval time for abnormality monitoring during heartbeat monitoring of the operating system or server (milliseconds)        | <p>Abnormality monitoring of the operating system or server is performed at the interval (milliseconds) specified in heartbeat_interval.</p> <p>This parameter setting is used as the default for database process heartbeat monitoring, streaming replication abnormality monitoring, and disk abnormality monitoring. When setting the monitoring time, there are some considerations to take into account to optimize degradation using abnormality monitoring. Refer to "<a href="#">2.11.4.1 Tuning for Abnormality Monitoring of the Operating System or Server</a>" for details.</p> |
| heartbeat_timeout       | Timeout for abnormality monitoring during heartbeat monitoring of the operating system or server (seconds)                   |   |
| heartbeat_retry         | Number of retries for abnormality monitoring during heartbeat monitoring of the operating system or server (number of times) |   |
| fencing_command         | <p><i>'fencingCmdFilePath'</i></p> <p>[Setting example]</p> <p>fencing_command = '/mc/fencing_dir/execute_fencing.sh'</p>    | <p>Specify the full path of the fencing command that fences a database server where an error is determined to have occurred.</p> <p>Enclose the path in single quotation marks (').</p> <p>This parameter must be specified when "command" is set for heartbeat_error_action.</p> <p>Specify the path using less than 1024 bytes.</p>   |
| fencing_command_timeout | Fencing command timeout (seconds)  | <p>If the command does not respond within the specified number of seconds, fencing is determined to have failed and a signal (SIGTERM) is sent to the fencing command execution process.</p> <p>Specify a value between 1 and 2147483647.</p> <p>The default is 20 seconds.</p>   |
| arbitration_timeout     | Timeout for arbitration processing in the Mirroring Controller arbitration process (seconds)                                 | <p>The specified value must be at least equal to the heartbeat monitoring time of the operating system or server + fencing_command_timeout in the arbitration configuration file.</p> <p>If there is no response for at least the number of seconds specified, the primary server will not be switched and the standby server will not be disconnected. Therefore, perform degradation manually.</p> <p>Specify a value between 1 and 2147483647.</p> <p>This parameter does not need to be set for operation that does not use the arbitration server.</p>                                 |
| arbitration_command     | <p><i>'arbitrationCmdFilePath'</i></p> <p>[Setting example]</p>  | Specify the full path of the arbitration command to be executed when an   |



| Parameter                   | Content specified  | Remarks  |
|-----------------------------|--|--|
|                             | arbitration_command = '/mc/arbitration_dir/<br>execute_arbitration_command.sh' | <p>abnormality is detected during heartbeat monitoring of the operating system or server.</p> <p>Enclose the path in single quotation marks (').</p> <p>This parameter must be specified when "command" is set for heartbeat_error_action.</p> <p>Specify the path using less than 1024 bytes.</p>   |
| arbitration_command_timeout | Timeout for arbitration command (seconds)                                      | <p>If the arbitration command does not respond within the specified number of seconds, it is determined that execution of the arbitration command has failed and a signal (SIGTERM) is sent to the arbitration command execution process.</p> <p>Specify a value between 1 and 2147483647.</p> <p>This parameter can be specified only when "command" is set for heartbeat_error_action.</p> |

### Information

Refer to "A.4.1 Server Configuration File for the Database Servers" for information on the parameters and for other parameters.

## 2.4.2 Creating, Setting, and Registering the Primary Server Instance

This section explains how to create, set, and register the primary server instance.

### See

- Refer to "Client Authentication" in the PostgreSQL Documentation for information on the pg\_hba.conf file.
- Refer to "A.1 Parameters Set on the Primary Server" for information on the postgresql.conf file.
- Refer to "mc\_ctl" in Reference for information on the command.

Perform the following procedure:

1. Refer to "Setup" in the Installation and Setup Guide for Server, and then perform the FUJITSU Enterprise Postgres setup and create the FUJITSU Enterprise Postgres instance.

Use ASCII characters in the data storage destination directory.

### Note

- If degradation starts occurring due to an error during operations in database multiplexing mode, recovery is required for the standby server. There are some conditions to execute the pg\_rewind command to recover the standby server. One of the conditions can be satisfied by enabling checksums when executing the initdb command. This is not mandatory. Refer to "4.1.1.1.3 Identify cause of error and perform recovery" for details.
2. When using transparent data encryption, configure the encryption settings for the storage data.  
Create the keystore file.  
Refer to "Database Multiplexing Mode" in the Operation Guide for details, and then configure the settings.
  3. Add the following entry to the pg\_hba.conf file to authenticate connections from the standby server.  
Copy the file to the standby server later.

| # | TYPE | DATABASE    | USER | ADDRESS                     | METHOD                      |
|---|------|-------------|------|-----------------------------|-----------------------------|
|   | host | replication | fsep | <i>standbyServerAddress</i> | <i>authenticationMethod</i> |
|   | host | replication | fsep | <i>primaryServerAddress</i> | <i>authenticationMethod</i> |

For the primary and standby server addresses, specify the IP address that will connect to the log transfer network.

Additionally, all servers can be used as the primary server or the standby server, so add entries for the addresses of all servers that comprise the database multiplexing system.

## Point

### Setting an authentication method other than trust authentication

If the primary server becomes the standby server, to perform automatic authentication of connections to the primary server, create the .pgpass file in the home directory of the instance administrator user, and then specify a password for the replication database. Accordingly, the instance administrator operating system user and the user registered in the database will be the same, so you can verify that the connection was not made by an unspecified user. Additionally, the password that was set beforehand will be used in the authentication, so that the connection will be automatic.

## Note

If trust authentication is set, all OS users who can log in to the primary server will be able to connect, and if one of these is a malicious user, then that user can corrupt the standby server data, or cause the job system to fail, by sending an erroneous transaction log. Therefore, decide on the authentication method according to the security requirements of the system using database multiplexing mode.

Refer to "Authentication Methods" in the PostgreSQL Documentation for details on the authentication methods that can be set.

#### 4. Configure this setting to enable the instance administrator user of the primary server to connect as a database application.

This setting enables the connection to the instance using the user name of the instance administrator user, so that Mirroring Controller can monitor instance errors. Configure this setting to enable the connection to the postgres database.

- If password authentication is used

In the `db_instance_password` parameter of the `serverIdentifier.conf` file, specify the password for the instance administrator user. This password is used to connect to the database instance. If a password is not specified in the `db_instance_password` parameter, the connection to the database instance from Mirroring Controller will fail, and it will not be possible to perform the process monitoring of the instance.

- If password authentication is not used

There is no need to specify the password in the `db_instance_password` parameter.

Even if the password for the instance administrator user is specified in the `db_instance_password` parameter, it will be ignored.

- If certificate authentication using SSL is used

Specify connection parameters for SSL in the `db_instance_ext_pq_conninfo` parameter and `db_instance_ext_jdbc_conninfo` parameter in the `serverIdentifier.conf` file. If the parameters are not specified, the connection to the database instance from Mirroring Controller will fail, and it will not be possible to perform the process monitoring of the instance. If certificate authentication using SSL is not performed, the parameters specification is not required.

An example of setting the authentication method is shown below.

| # | TYPE | DATABASE | USER | ADDRESS      | METHOD                      |
|---|------|----------|------|--------------|-----------------------------|
|   | host | postgres | fsep | 127.0.0.1/32 | <i>authenticationMethod</i> |

## Note

Mirroring Controller uses the PostgreSQL JDBC 4.2 driver to connect to the database instance. Therefore, for the authentication method, specify a method supported by the JDBC driver. If an authentication method not supported by the JDBC driver is specified,

Mirroring Controller will fail to start. Refer to the PostgreSQL JDBC Driver Documentation for information on authentication methods supported by the JDBC driver.

5. To use database multiplexing mode, specify the parameters shown in the table below in the postgresql.conf file.

The postgresql.conf file is copied when the standby server instance is created. Accordingly, set the required parameters in the standby server.

To use database multiplexing mode, specify the parameters shown in the table below in the postgresql.conf file. After editing the postgresql.conf file, restart the instance.

Table 2.3 Parameters

| Parameter                 | Content specified  | Remarks   |
|---------------------------|--|---|
| wal_level                 | replica or logical   | Specify "logical" when logical decoding is also to be used.   |
| max_wal_senders           | 2 or more  | Specify "2" when building a Mirroring Controller cluster system.<br><br>When additionally connecting asynchronous standby servers to the cluster system, add the number of simultaneous connections from these standby servers.   |
| synchronous_standby_names | 'standbyServerName'  | Specify the name that will identify the standby server.<br><br>Enclose the name in single quotation marks ('').<br><br>Do not change this parameter while Mirroring Controller is running.<br><br>Do not specify multiple names to this parameter as the Mirroring Controller can manage only one standby server.   |
| hot_standby               | on   |   |
| wal_keep_size             | WAL save size (megabytes)  | If a delay exceeding the value set in this parameter occurs, the WAL segment required later by the primary server may be deleted.<br><br>Additionally, if you stop a standby server (for maintenance, for example), consider the stop time and set a value that will not cause the WAL segment to be deleted.<br><br>Refer to "Estimating Transaction Log Space Requirements" in the Installation and Setup Guide for Server for information on estimating the WAL save size. |
| wal_log_hints             | on   | When using the pg_rewind command to recover a standby server, specify this parameter or enable checksums when executing the initdb command.   |
| wal_sender_timeout        | Timeout (milliseconds)   | Specify the time period after which it is determined that an error has occurred in the transaction log transfer on the primary server.<br><br>By aligning this value with the value for the database process heartbeat monitoring time, you can unify the time after which it is determined that an error has occurred.   |
| archive_mode              | on   | Specify the archive log mode.   |
| archive_command           | 'installDir/bin/pgx_walcopy.cmd "%p" " <i>backupDataStorageDestinationDirectory</i> /archived_wal/%f'' | Specify the command and storage destination to save the transaction log.  |

| Parameter                      | Content specified  | Remarks  |
|--------------------------------|--|--|
| backup_destination             | Backup data storage destination directory  | Specify the name of directory where to store the backup data.<br><br>Set the permissions so that only the instance administrator user can access the specified directory.<br><br>Specify the same full path on all servers, so that the backup data of other servers can be used to perform recovery.  |
| max_connections                | Number of simultaneous client connections to the instance + superuser_reserved_connections | The value specified is also used to restrict the number of connections from client applications and the number of connections for the management of instances.<br><br>Refer to "When an Instance was Created with the initdb Command" in the Installation and Setup Guide for Server, and "Connections and Authentication" in the PostgreSQL Documentation, for details.   |
| superuser_reserved_connections | Add the number of simultaneous executions of mc_ctl status (*1) + 2                        | Specify the number of connections reserved for connections from database superusers.<br><br>Add the number of connections from Mirroring Controller processes. Also reflect the added value in the max_connections parameter.  |
| wal_receiver_timeout           | Timeout (milliseconds)   | Specify the time period after which it is determined that an error has occurred when the transaction log was received on the standby server.<br><br>By aligning this value with the value for the heartbeat monitoring time of the database process, you can unify the time after which it is determined that an error has occurred.   |
| restart_after_crash            | off  | If "on" is specified, or the default value is used for this parameter, behavior equivalent to restarting FUJITSU Enterprise Postgres, including crash recovery, will be performed when some server processes end abnormally.<br><br>However, when database multiplexing monitoring is used, a failover will occur after an error is detected when some server processes end abnormally, and the restart of those server processes is forcibly stopped. Specify "off" to prevent behavior such as this from occurring for no apparent reason. |
| synchronous_commit             | on or remote_apply   | Specify up to what position WAL send is to be performed before transaction commit processing returns a normal termination response to a client.<br><br>The recommended value is "on" or "remote_apply" to prevent data loss caused by operating system or server down immediately after a switch or switch.  |
| recovery_target_timeline       | latest   | Specify "latest" so that the new standby server (original primary server) will follow the new primary server when a switch occurs.<br><br>This parameter is required when the original primary server is incorporated as a new standby server after the primary server is switched.  |

\*1: Number of simultaneous executions of the mc\_ctl command in the status mode.

## 2.4.3 Starting Mirroring Controller on the Primary Server

---

This section explains how to start Mirroring Controller on the primary server.

When the arbitration server is used for automatic degradation, start the Mirroring Controller arbitration process on the arbitration server in advance.

1. Start the Mirroring Controller process.

### Enabling automatic switch/disconnection

As the instance administrator user, execute the `mc_ctl` command in start mode.

Example)

```
$ mc_ctl start -M /mcdir/inst1
```

### Disabling automatic switch/disconnection

As the instance administrator user, execute the `mc_ctl` command in start mode with the `-F` option specified.

Example)

```
$ mc_ctl start -M /mcdir/inst1 -F
```

### Note

- When the arbitration server is used for automatic degradation, the database server must connect to the arbitration server, and as a result, Mirroring Controller startup may take longer than when the arbitration server is not used.
- If the parameter for heartbeat monitoring of operating systems or servers set by the arbitration server is greater than parameter for heartbeat monitoring of operating systems and servers of the Mirroring Controller, the Mirroring Controller may fail to start. In this case, check the contents of the message notification and review the parameters for heartbeat monitoring of operating systems or servers for the arbitration server or Mirroring Controller.
- If the `heartbeat_error_action` parameter in `serverIdentifier.conf` is set to "message", even if automatic switch/disconnection is enabled and Mirroring Controller is started, only message output is performed when a heartbeat abnormality is detected during heartbeat monitoring of operating systems and servers - switch/disconnection is not performed.
- Mirroring Controller startup usually fails if the standby server is mistakenly started as the primary server or if the old primary server is not recovered after the switch and is then mistakenly started as the primary server. However, if the admin network is disconnected, then startup does not fail, and both servers may become primary servers. Therefore ensure that the admin network is connected before starting Mirroring Controller.

### Point

- The `mc_ctl` command fails if the Mirroring Controller arbitration process has not been started on the arbitration server when the arbitration server is used for automatic degradation. However, if the Mirroring Controller arbitration process cannot be started in advance, it can be started by specifying the `--async-connect-arbiter` option in the `mc_ctl` command.
- After Mirroring Controller is started, automatic switch/disconnection can be enabled or disabled using the `enable-failover` or `disable-failover` mode of the `mc_ctl` command.

2. Obtain the backup.

Use the `pgx_dmpall` command to collect the backup.

## 2.5 Setting Up the Standby Server

---

This section explains how to set up the standby server.

## 2.5.1 Setting Up Database Multiplexing Mode on the Standby Server

---

This section explains how to set up database multiplexing mode on the standby server.

In database multiplexing, the files that are required for operations are managed in the Mirroring Controller management directory.

There is one Mirroring Controller management directory for each instance.

### Note

---

- Do not place the Mirroring Controller management directory in a directory managed by FUJITSU Enterprise Postgres, otherwise it may be deleted by mistake with the directories managed by FUJITSU Enterprise Postgres, and an old version of files may be restored.
  - When creating a standby server for a large database, stop job system operations, specify a large value for the `wal_keep_size` parameter, or use replication slots.  
This is because WALs generated after the standby server is built using the `pg_basebackup` command, but before it is started, need to be retained. However, the number of WAL segments that can be retained is constrained by the `wal_keep_size` parameter. Additionally, setting the `wal_keep_size` parameter requires consideration regarding stabilization of the database multiplexing mode (refer to "2.11.1 Tuning to Stabilize the Database Multiplexing Mode" for details).
- 

### See

---

- Refer to "Preparing Directories for Resource Deployment" in the Installation and Setup Guide for Server for details on the directories that are managed by FUJITSU Enterprise Postgres.
  - Refer to "pg\_basebackup" in "Reference" in the PostgreSQL Documentation for information on the `pg_basebackup` command.
  - Refer to "mc\_ctl" in Reference for information on the command.
  - Refer to "Appendix A Parameters" for details on each parameter to be edited for the setup.
  - Refer to "Replication Slots" in the PostgreSQL Documentation for information on replication slots.
- 

Perform the following procedure:

1. Log in to the standby server.
2. Create the Mirroring Controller management directory that will store the files required by database multiplexing.  
Use ASCII characters in the Mirroring Controller management directory.  
Additionally, grant "Write" permission to the instance administrator user for the Mirroring Controller management directory.
3. Copy, and then deploy, the `network.conf` file of the primary server.  
Copy the `network.conf` file that was defined in the primary server setup, and deploy it to the Mirroring Controller management directory of the standby server.  
Set read and write permissions for the instance administrator user only. If users other than the instance administrator user are granted access, the `mc_ctl` command will not work. Accordingly, users other than the instance administrator user are prevented from operating Mirroring Controller.  
Register in `/etc/services` the port number of the standby server that was specified in the `network.conf` file, because programs such as WebAdmin use it to search for available port numbers.  
Register any name as the service name.
4. Copy, and then deploy, the `serverIdentifier.conf` file of the primary server.  
Copy the `serverIdentifier.conf` file that was defined in the primary server setup, and deploy it to the Mirroring Controller management directory of the standby server.  
Set read and write permissions for the instance administrator user only. If users other than the instance administrator user are granted access permissions, the `mc_ctl` command will not work.

## 2.5.2 Creating, Setting, and Registering the Standby Server Instance

This section explains how to create, set, and register the standby server instance.



- Refer to "[Appendix A Parameters](#)" for details on each parameter.
- Refer to "mc\_ctl" in Reference for information on the command.

Perform the following procedure:

1. Set the kernel parameters.  
Refer to "Configuring Kernel Parameters" in the Installation and Setup Guide for Server for details.
2. When using transparent data encryption, configure the encryption settings for the storage data.  
Deploy a copy of the keystore file of the primary server on the standby server.  
Refer to "Database Multiplexing Mode" in the Operation Guide for details.
3. Execute the `pg_basebackup` command to create a copy of the primary server instance on the standby server.

Example)

```
$ pg_basebackup -D /database/inst1 -X fetch --waldir=/transaction/inst1 --progress --verbose -R  
--dbname='application_name=standbyServerName' -h primaryServerIpAddress -p  
primaryServerPortNumber
```



- Use the `pg_basebackup` command with the `-R` option to create a `standby.signal` file. If you do not create the `standby.signal` file, the Mirroring Controller cannot be started as a standby server.
- If using a method that requires password authentication for connections to the primary server, you will need to ensure that authentication is performed automatically. If the `-R` option is specified for the `pg_basebackup` command and the password parameter is specified for the `--dbname` option, the `pg_basebackup` command will set the password in the `primary_conninfo` parameter in `postgresql.auto.conf` file, enabling connections to be performed automatically.  
If a password is not set in the `primary_conninfo` parameter in `postgresql.auto.conf` file, it will be necessary to create a `.pgpass` file in the home directory of the instance administrator user, and specify a password for the replication database.
- The `primary_conninfo` parameter should not be set in the `postgresql.conf` file, but only in the `postgresql.auto.conf` file using the `pg_basebackup` command.
- When executing the `pg_basebackup` command, consider the following for collection of transaction logs.
  - When "fetch" is specified for the `-X` option of the command  
Transaction logs are collected at the end of the backup, so it is necessary to ensure that transaction logs that occur during backup are not deleted from the primary server. Therefore, allow for a sufficient value for the `wal_keep_size` parameter in `postgresql.conf`.
  - When the `-X` option is omitted or "stream" is specified for the `-X` option of the command  
Transaction logs are streamed, so when Mirroring Controller is running on the primary server, the connection is changed to a synchronous standby server on detection of a streaming replication connection using this command. Therefore, if a job has started on the primary server, the primary server will be impacted, therefore execute this command after stopping only the Mirroring Controller process on the primary server.



See

Refer to "Hot Standby" in the PostgreSQL Documentation for information on the standby.signal file.

4. Set the parameters shown in the table below in the postgresql.conf file.

Table 2.4 Parameters

| Parameter                 | Content specified          | Remarks   |
|---------------------------|----------------------------|---|
| synchronous_standby_names | <i>'primaryServerName'</i> | Required after switching the primary server and then changing the original primary server to the new standby server.<br><br>Enclose the name in single quotation marks (').<br><br>Do not change this parameter while Mirroring Controller is running.<br><br>Do not specify multiple names to this parameter as the Mirroring Controller can manage only one standby server. |
| streaming_wal_compression | Any number from -1 to 9    | Specifies that you want to send a compressed WAL by streaming replication.<br><br>-1: Compress at zlib's default compression level<br>0: Uncompressed<br>1-9: Compress at specified compression level, 9 is high compression<br><br>Default is uncompressed.  |



See

Refer to "WAL Compression for Streaming Replication" in the Operation Guide for information on the streaming\_wal\_compression.

## 2.5.3 Starting Mirroring Controller on the Standby Server

This section explains how to start Mirroring Controller on the standby server.

When the arbitration server is used for automatic degradation, start the Mirroring Controller arbitration process on the arbitration server in advance.

1. After ensuring that the Mirroring Controller process of the primary server has started, start Mirroring Controller on the standby server.

### Enabling automatic switch/disconnection

As the instance administrator user, execute the mc\_ctl command in start mode with the -f option specified. This action enables automatic switch/disconnection.

If you start Mirroring Controller and the instance without specifying the -f option, automatic switch/disconnection will not be enabled. To enable both, start Mirroring Controller and then execute the mc\_ctl command in enable-failover mode or restart Mirroring Controller with the -f option specified.

Example)

```
$ mc_ctl start -M /mcdir/inst1
```

### Disabling automatic switch/disconnection

As the instance administrator user, execute the mc\_ctl command in start mode with the -F option specified.

Example)

```
$ mc_ctl start -M /mcdir/inst1 -F
```



2. Check the status of the Mirroring Controller process.

As the instance administrator user, execute the `mc_ctl` command in status mode. Ensure that "mirroring status" is switchable.

Example)

```
$ mc_ctl status -M /mcdir/inst1
```

### Note

- When the arbitration server is used for automatic degradation, the time required for the database server to connect to the arbitration server is added on. Therefore, Mirroring Controller startup may take longer than when the arbitration server is not used.
- If the parameter for heartbeat monitoring of operating systems or servers set by the arbitration server is greater than parameter for heartbeat monitoring of operating systems and servers of the Mirroring Controller, the Mirroring Controller may fail to start. In this case, check the contents of the message notification and review the parameters for heartbeat monitoring of operating systems or servers for the arbitration server or Mirroring Controller.
- If the `heartbeat_error_action` parameter in `serverIdentifier.conf` is set to "message", even if automatic switch/disconnection is enabled and Mirroring Controller is started, only message output is performed when a heartbeat abnormality is detected during heartbeat monitoring of operating systems and servers - switch/disconnection is not performed.
- Mirroring Controller startup usually fails if the standby server is mistakenly started as the primary server or if the old primary server is not recovered after the switch and is then mistakenly started as the primary server. However, if the admin network is disconnected, then startup does not fail, and both servers may become primary servers. Therefore, ensure that the admin network is connected before starting Mirroring Controller.

### Point

- The `mc_ctl` command fails if the Mirroring Controller arbitration process has not been started on the arbitration server when the arbitration server is used for automatic degradation. However, if the Mirroring Controller arbitration process cannot be started in advance, it can be started by specifying the `--async-connect-arbiter` option in the `mc_ctl` command.
- After Mirroring Controller is started, automatic switch/disconnection can be enabled or disabled using the `enable-failover` or `disable-failover` mode of the `mc_ctl` command.

## 2.6 Creating a User Command for a Database Server

---

This section explains how to create a user command for a database server.

The following user commands are called by Mirroring Controller management processes.

The user can create user commands as required.

Specify the user commands that were created for the parameters in the server configuration file of the database server. Refer to "[A.4.1 Server Configuration File for the Database Servers](#)" for information on these parameters.

### User command types

- Fencing command

This user command performs fencing if Mirroring Controller performs arbitration processing and determines that a database server is unstable.

- Arbitration command

This user command performs arbitration processing in lieu of the arbitration server when there is no arbitration server.

- State transition commands

These user commands are called when Mirroring Controller performs state transition of a database server.

It includes the following types:

- Post-switch command

This user command is called after a promotion from standby server to primary server.

- Pre-detach command

This user command is called before the standby server is disconnected from a cluster system.

If the pre-detach command is specified on both the primary server and standby server, it is called first on the standby server and then on the primary server.

If the settings are configured to forcibly stop the instance on the standby server when the standby server is disconnected, the pre-detach command is called on the standby server and then the instance on the standby server is stopped.

- Post-attach command

This user command is called after the standby server has been attached to a cluster system.

If the post-attach command is specified on both the primary server and standby server, it is called first on the primary server and then on the standby server.

### Point

When the arbitration server is used for automatic degradation and the requirements can be satisfied using the fencing command on the arbitration server only, the fencing command on the database server is not required. In addition, if the requirements can be satisfied using the fencing command on the database server only, create a fencing command on the arbitration server for termination processing only (without implementation).

Table 2.5 Availability of user commands, and database server calling the command

| User command        | Operation when a heartbeat abnormality is detected using operating system or server heartbeat monitoring |   |  |                                     | Database server calling the command |                |
|---------------------|--|---|--|-------------------------------------|-------------------------------------|----------------|
|                     | Message output   | Automatic degradation by arbitration server | Automatic degradation by arbitration command | Unconditional automatic degradation | Primary server                      | Standby server |
| Fencing command     | Y (*1)   | Y (*2)                                      | R  | N                                   | Y                                   | Y              |
| Arbitration command | N  | N   | R  | N                                   | Y                                   | Y              |
| Post-switch command | Y  | Y   | Y  | Y                                   | Y                                   | N              |
| Pre-detach command  | Y  | Y   | Y  | Y                                   | Y                                   | Y (*3)         |
| Post-attach command | Y  | Y   | Y  | Y                                   | Y                                   | Y (*3)         |

R: Required

Y: Can be used

N: Cannot be used

\*1: Called only when the mc\_ctl command is used to execute forced switching or forced disconnection.

\*2: Creation of a fencing command on a database server is optional, but it must be created on the arbitration server.

\*3: If message output or unconditional automatic degradation is selected, this command is called only from the primary server.

### See

Refer to "[Appendix C User Commands](#)" for information on the interface for each user command.

## 2.7 Confirming the Streaming Replication Status

Before performing the setup of the database multiplexing mode, ensure that the prerequisite streaming replication feature has been set up correctly.

Perform the following procedure:

1. On the primary server, ensure that single-row searches can be performed using the `pg_stat_replication` statistics view.

An example output of the `psql` command is shown below.

Example)

```
postgres=# select * from pg_stat_replication;
-[ RECORD 1 ]-----+-----
pid           | 10651
usesysid     | 10
username     | fsep
application_name | standby
client_addr  | 192.0.2.210
client_hostname |
client_port  | 55098
backend_start | 2020-03-23 11:17:49.628793+09
backend_xmin  |
state        | streaming
sent_lsn     | 0/3000060
write_lsn    | 0/3000060
flush_lsn    | 0/3000060
replay_lsn   | 0/3000060
write_lag    |
flush_lag    |
replay_lag   |
sync_priority | 1
sync_state   | sync
reply_time   | 2020-03-23 11:23:27.703366+09
```

2. Confirm the search results of step 1.

Ensure that the connection established with the intended standby server is in synchronous mode.

Table 2.6 Items to be checked

| Item             | Required value   |
|------------------|--|
| application_name | Value specified for <code>synchronous_standby_names</code> parameter in the <code>postgresql.conf</code> file of the primary server. |
| client_addr      | IP address of the standby server.  |
| state            | "streaming".   |
| sync_state       | "sync".  |



See

- Refer to "The Statistics Collector" in "Server Administration" in the PostgreSQL Documentation for information on the `pg_stat_replication` statistics view.
- Note that the `pg_stat_replication` statistics view may change in the future.

## 2.8 Checking the Connection Status

This section explains how to check the connection status from a database server or the arbitration server.

## 2.8.1 Checking the Connection Status on a Database Server

---

This section explains how to use a database server to check the connection status of the Mirroring Controller arbitration process and the Mirroring Controller process on the primary server and standby server.

Perform the following procedure:

1. On the primary server and standby server, execute the `mc_ctl` command in status mode with the `--arbiter` option specified.

Example)

The `mc_ctl` command is executed with the `--arbiter` option specified, and the status is output.

```
$ mc_ctl status --arbiter -M /mcdir/inst1

arbiter_id  host          status
-----
arbiter     192.0.3.120  online
```

2. On the primary server and standby server, check the result displayed by executing the `mc_ctl` command in status mode in step 1.

Items to be checked

Check that the output status" is "online".



See

Refer to the Reference for information on the `mc_ctl` command.

## 2.8.2 Checking the Connection Status on the Arbitration Server

---

This section explains how to use the arbitration server to check the connection status of the Mirroring Controller arbitration process and the Mirroring Controller process on the primary server and standby server.

Perform the following procedure:

1. Execute the `mc_arb` command in status mode on the arbitration server.

The example below executes the `mc_arb` command, and shows the status.

Example)

```
$ mc_arb status -M /mcarb_dir/arbiter1

server_id  host          status
-----
server1    192.0.3.100  online
server2    192.0.3.110  online
```

2. Check the result displayed by executing the `mc_arb` command in step 1.

Items to be checked

Check that the output status is "online" on both lines.



See

Refer to the Reference for information on the `mc_arb` command.

## 2.9 Creating Applications

---

This section explains how to create applications using database multiplexing, and points that should be noted when you create the applications.

## 2.9.1 Application Connection Server Settings

---

If database multiplexing is used and a failover occurs, it will be necessary to switch the application connection server. Accordingly, use the application connection switch feature to create applications.



See

.....  
Refer to "Application Connection Switch Feature" in the Application Development Guide for details.  
.....

## 2.10 Checking the Behavior

---

To check if the environment setup was performed correctly, start the application and then check the behavior of the switch and rebuild.

## 2.11 Tuning

---

This section explains how to tune database multiplexing mode.

### 2.11.1 Tuning to Stabilize the Database Multiplexing Mode

---

When large amounts of data are updated, the write-to load for the database will become great, and the multiplexing state may become unstable.

Accordingly, by editing the parameters below in the postgresql.conf file, a stable multiplexing state can be maintained. Refer to "Estimating Transaction Log Space Requirements" in the Installation and Setup Guide for Server for information on transaction log space requirements.

Table 2.7 Parameters

| Parameter     | Content   |
|---------------|---|
| wal_keep_size | Refer to " <a href="#">2.4.2 Creating, Setting, and Registering the Primary Server Instance</a> " for details.  |
| max_wal_size  | The transaction log is written out according to the checkpoint trigger.<br>If a transaction log with the capacity of the value specified in this parameter is generated, the checkpoint will be executed.<br>If a large value is specified in this parameter, the time required for crash recovery will increase.<br>If a small value is specified in this parameter, many checkpoints will be generated, which will affect the performance of the applications that connect to the primary server. |

### 2.11.2 Tuning to Stabilize Queries on the Standby Server

---

Queries made using reference jobs on the standby server may be canceled by jobs executed on the primary server.

To reduce the possibility of a job being canceled, specify as large a value as possible for the max\_standby\_archive\_delay parameter in the postgresql.conf file.



See

- .....
- Refer to "Handling Query Conflicts" in the PostgreSQL Documentation for details.
  - Refer to "Standby Servers" in the PostgreSQL Documentation for details on the max\_standby\_archive\_delay parameter.
- .....

### 2.11.3 Tuning to Stabilize Queries on the Standby Server (when Performing Frequent Updates on the Primary Server)

---

If jobs are updated on the primary server regularly and frequently, it will be easy for the query made by the reference job on the standby server to be canceled. In this case, edit one of the postgresql.conf file parameters shown in the table below.

Table 2.8 Parameters

| Parameter                | Description  |
|--------------------------|--|
| hot_standby_feedback     | When "on" is set, the deletion (vacuum) of the data area that was deleted or updated on the primary server is suppressed.<br>Accordingly, the query on the standby server will not be canceled. (*1)   |
| vacuum_defer_cleanup_age | The deletion (vacuum) of the data area that was deleted or updated on the primary server is delayed until the specified number of transactions is processed. Accordingly, the probability that the query on the standby server will be canceled decreases. |

\*1: Because the vacuum is delayed, the data storage destination disk space of the primary server comes under pressure. Additionally, if there is conflict between accesses and queries executed on the standby server, transaction logs indicating this conflict will be transferred.  
Accordingly, specify as large a value as possible for the max\_standby\_archive\_delay parameter so that access conflicts do not occur.



See

- Refer to "Standby Servers" in the PostgreSQL Documentation for details on the hot\_standby\_feedback parameter.
- Refer to "Master Server" in the PostgreSQL Documentation for details on the vacuum\_defer\_cleanup\_age parameter.

## 2.11.4 Tuning for Optimization of Degradation Using Abnormality Monitoring

Mirroring Controller uses a monitoring method that outputs an error if the timeout or number of retries is exceeded when accessing resources targeted for monitoring. Setting inappropriate values in these settings may lead to misdetection or a delay in automatic degradation, so you must design these values appropriately.

For example, the following type of issue occurs if the tuning related to abnormality monitoring is not performed appropriately.

- If the timeout is too short  
Results in redundant degradation and availability falls.
- If the timeout is too long  
It takes longer for automatic degradation to be performed even when an error affecting operational continuity occurs, potentially causing downtime.

You can optimize degrading operation by editing the values for the parameters in the server configuration file described below in accordance with the system. Refer to "[A.4 Server Configuration File](#)" for information on how to edit these parameters.

### 2.11.4.1 Tuning for Abnormality Monitoring of the Operating System or Server

Tuning for abnormal monitoring of the operating system or server depends on the operation when heartbeat abnormality is detected by the heartbeat monitoring of operating systems or servers.



See

Refer to "[1.1.1 Monitoring Using Database Multiplexing Mode](#)" for the operation when heartbeat abnormality is detected in the the heartbeat monitoring of operating systems or servers.

#### 2.11.4.1.1 Tuning Abnormality Monitoring for Operations that Use an Arbitration Server for Automatic Degeneration

In an operation that use an arbitration server for automatic degeneration, the database server is periodically monitored for abnormalities so that the Mirroring Controller arbitration process can immediately respond to an arbitration request from the Mirroring Controller. The

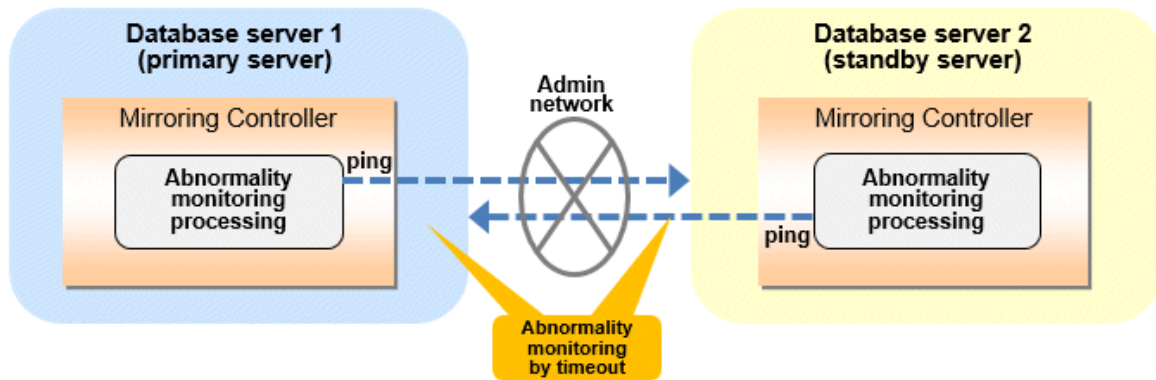
automatic degradation using the arbitration server can optimize the time from error detection to automatic degradation of the operating systems or servers by editing the following parameters.

- Parameters for the abnormality monitoring of the operating system or server in the server configuration file of the database server
- Parameters for the abnormality monitoring of the operating system or server in the arbitration configuration file
- Parameters for the arbitration processing and fencing

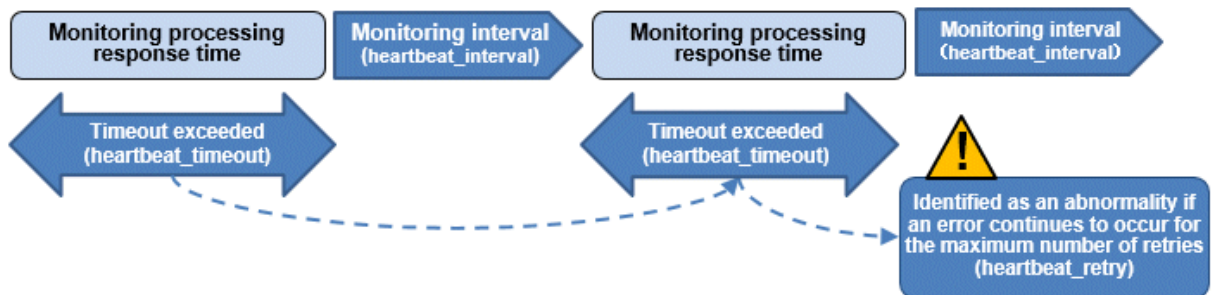
**Parameters for the abnormality monitoring of the operating system or server in the server configuration file of the database server**

Table 2.9 Parameters for the abnormality monitoring of the operating system or server in the server configuration file of the database server

| Parameter   | Description  |
|---|--|
| Abnormality monitoring interval<br>(heartbeat_interval) | Mirroring Controller is configured so that abnormality monitoring does not place a load on the system. This parameter does not normally need to be set. (The default is 800 milliseconds.)   |
| Abnormality monitoring timeout<br>(heartbeat_timeout)   | Take into account the time during which a load is placed continuously on the server or admin network performance. For example, it is envisaged that this parameter will be used in situations such as when performing high-load batch jobs or when a large number of online jobs occur continuously and concurrently. (The default is 1 second.) |
| Abnormality monitoring retries<br>(heartbeat_retry)     | This parameter can be set when needing a safety value for situations in which the value specified for heartbeat_timeout is exceeded, for example, when using systems with fluctuating loads, however, this parameter does not normally need to be set. (The default is 2 times.)   |



**Flow of abnormality monitoring by timeout**



The expression for calculating the time required to detect an abnormality by Mirroring Controller is shown below.

$$\text{Abnormality detection time of Mirroring Controller} = (\text{heartbeat\_timeout}(\text{seconds}) + \text{heartbeat\_interval}(\text{milliseconds}) / 1000) \times (\text{heartbeat\_retry}(\text{number of times}) + 1)$$

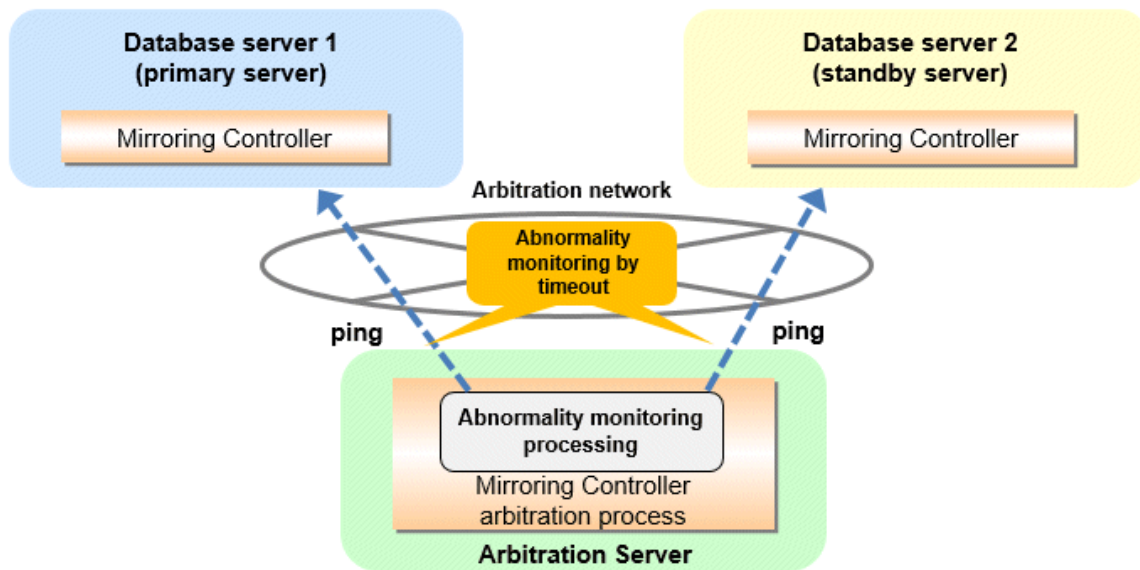
The abnormality detection time when the default value is used is shown below.

$$\text{Abnormality detection time of Mirroring Controller} = ( 1 + 800 / 1000 ) \times ( 2 + 1 ) = 5.4(\text{seconds})$$

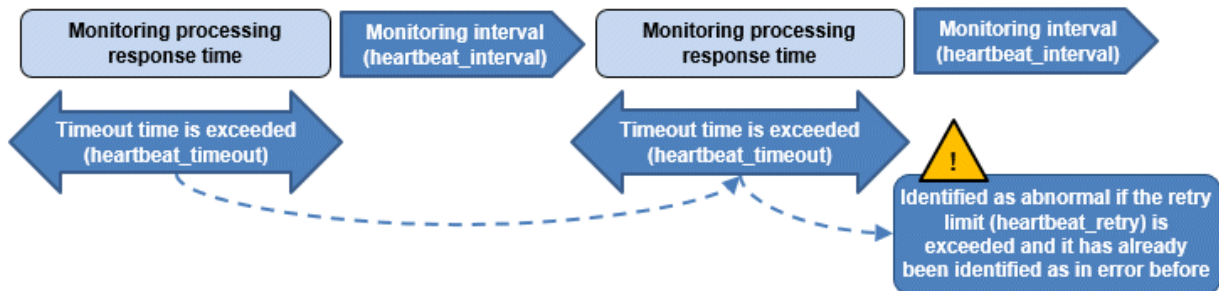
**Parameters for the abnormality monitoring of the operating system or server in the arbitration configuration file**

Table 2.10 Parameters for the abnormality monitoring of the operating system or server in the arbitration configuration file

| Parameter  | Description   |
|--|---|
| Abnormality monitoring interval (heartbeat_interval) | Mirroring Controller arbitration process is configured so that abnormality monitoring does not place a load on the system. This parameter does not normally need to be set. (The default is the value set in heartbeat_interval in the server configuration file of the database server.) (milliseconds).   |
| Abnormality monitoring timeout (heartbeat_timeout)   | Take into account the time during which a load is placed continuously on the server and arbitration network capabilities. (The default is the value set in heartbeat_timeout in the server configuration file of the database server.) (seconds).   |
| Abnormality monitoring retries (heartbeat_retry)     | This parameter can be set when needing a safety value for situations in which the value specified for heartbeat_timeout is exceeded, for example, when using systems with fluctuating loads, however, this parameter does not normally need to be set. (The default is the value set in heartbeat_retry in the server configuration file of the database server.) (number of times) |



Flow of abnormality monitoring by timeout



The expression for calculating the time required to detect an abnormality by Mirroring Controller arbitration process is shown below.



Abnormality detection time of Mirroring Controller arbitration process = ( heartbeat\_timeout(seconds) + heartbeat\_interval(milliseconds) / 1000 ) x ( heartbeat\_retry(number of times) + 1 )

The abnormality detection time when the default value is used is shown below.

Abnormality detection time of Mirroring Controller arbitration process = ( 1 + 800 / 1000 ) x ( 2 + 1 )  
= 5.4(seconds)

 **Point**

The abnormality detection time of the operation for automatic degradation using the arbitration server can be calculated as follows.

Abnormality detection time = Max(Abnormality detection time by Mirroring Controller, Abnormality detection time by Mirroring Controller arbitration process)

 **Note**

If the heartbeat\_interval is set in the arbitration configuration file, the relationship between the parameter for operating system or server abnormality monitoring specified in the server configuration file of the database server file and the heartbeat\_interval of the arbitration configuration file must satisfy the following relational expression.

Heartbeat\_interval in the arbitration configuration file (milliseconds) / 1000 ) < ( heartbeat\_timeout(seconds) + heartbeat\_interval(milliseconds) / 1000 ) \* heartbeat\_retry(number of times) + heartbeat\_timeout(seconds)

**Parameters for the arbitration processing and fencing**

Table 2.11 Parameters for the arbitration processing and fencing

| Parameter  | Description  |
|--|--|
| Arbitration processing timeout (arbitration_timeout in the server configuration file of the database server) | Take into account the time to perform arbitration processing on the Mirroring Controller arbitration process. The value must be greater than or equal to abnormality detection time of Mirroring Controller arbitration process + fencing_command_timeout in the arbitration configuration file (seconds). |
| Fencing timeout (fencing_command_timeout in the arbitration configuration file)                              | Take into account the time to execute the fencing command (seconds).   |

**Flow from the abnormality detection to the automatic degeneracy**

When performing automatic degradation using the arbitration server, the flow from the abnormality detection in the operating system or server to the occurrence of automatic degeneracy and the parameters is shown below.

| Flow from the abnormality detection to the automatic degeneracy | Description   | Parameter   |
|---|---|---|
| (1) Abnormality detection                                       | Mirroring Controller detect the database server operating system or server errors.                | Parameters for the abnormality monitoring of the operating system or server in the server configuration file of the database server |
| (2) Arbitration request   | Mirroring Controller that detect the operating system or server error asks the Arbitration Server | -<br>arbitration_timeout in the server configuration  |

| Flow from the abnormality detection to the automatic degeneracy | Description  | Parameter   |                             |
|---|--|---|-----------------------------|
|   | to check the status of the other server's operating system or server.  |   | file of the database server |
| (3) Arbitration processing                                      | The Mirroring Controller arbitration process checks the status of the other server's operating system or server. However, if the result of the operating system or server abnormality monitoring by the arbitration server has been determined before the arbitration request from the Mirroring Controller of the database server, this process is not performed.     | Parameters for the abnormality monitoring of the operating system or server in the arbitration configuration file |                             |
| (4) Fencing   | If the Mirroring Controller arbitration process determines that the other server is an abnormality of the operating system or server, it fences the other server and isolates it from the cluster system. If the Mirroring Controller arbitration process determines that the operating system or server status is normal, this process and the (6) are not performed. | fencing_command_timeout in the arbitration configuration file   |                             |
| (5) Return of the arbitration results                           | Returns the results of the arbitration to the Mirroring Controller of the database server that requested the arbitration.  | -   |                             |
| (6) Automatic degradation                                       | The automatic degradation is performed. If fencing fails in (4), this procedure is not performed.  | -   |                             |

-: No associated parameters

### Note

.....

If the fencing\_command parameter is specified in the server configuration file of the database server, the fencing command is invoked on the database server if fencing is successful on the arbitration server. In that case, add the value of the fencing\_command\_timeout parameter in the server configuration file of the database server to the estimate.

.....

Figure 2.1 When the Mirroring Controller on the primary server detects an operating system or server error

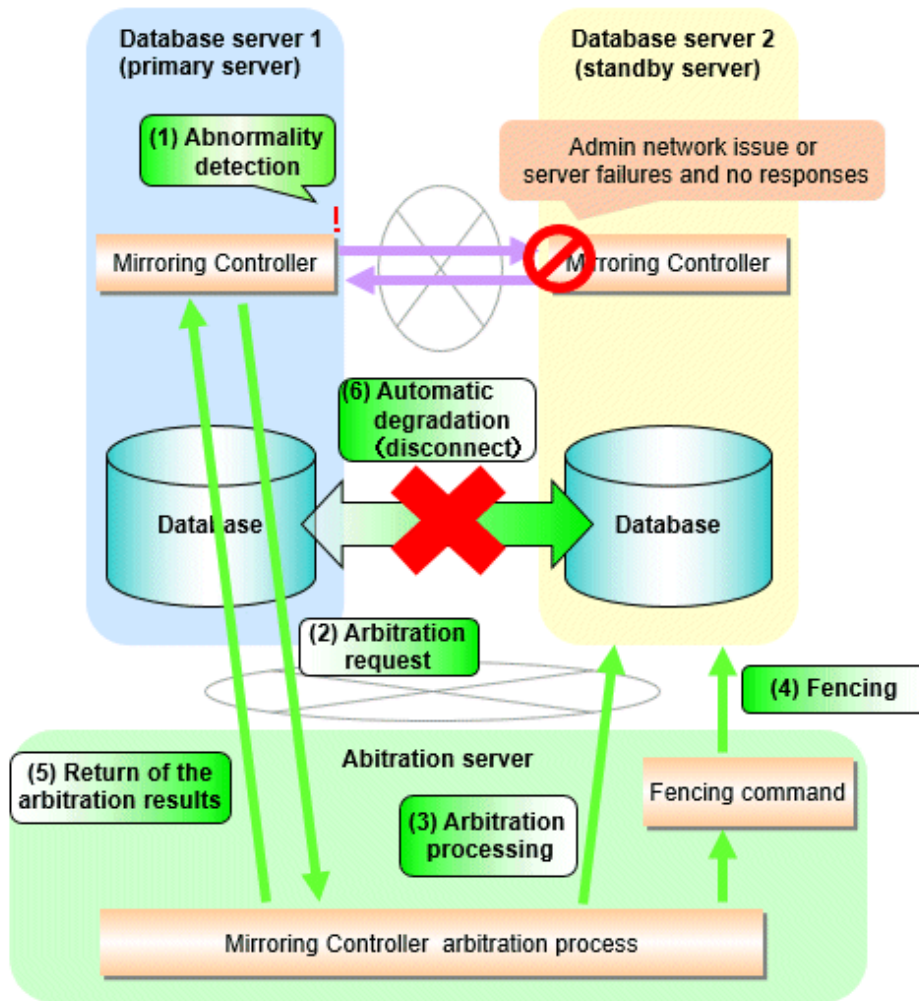
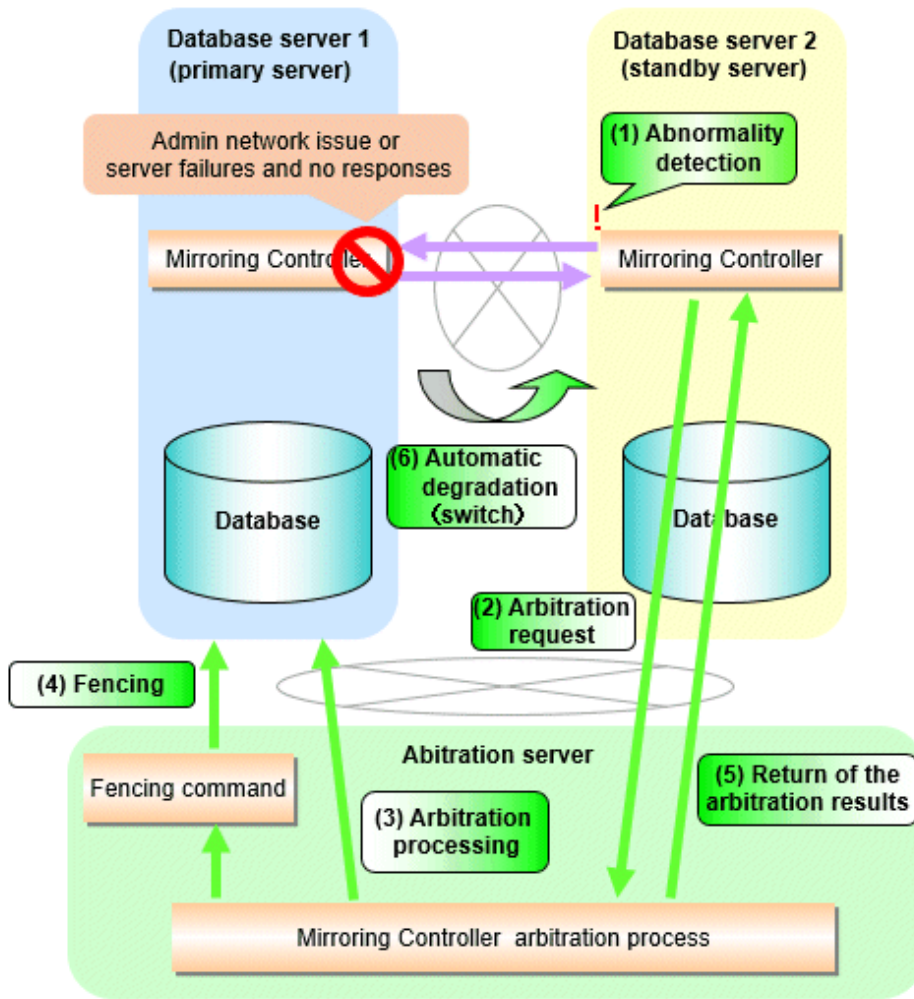


Figure 2.2 When the Mirroring Controller on the standby server detects an operating system or server error



### 2.11.4.1.2 Tuning Abnormality Monitoring for Operations that Perform Automatic Degeneration by Calling a User Command that Determines Degeneration

In an operation that perform automatic degeneration by calling a user command that determines degeneration, you can optimize the time from operating system or server abnormality detection to automatic degradation by editing the operating system or server abnormality monitoring parameters and parameters related to arbitration processing and fencing in the server configuration file of the database server. Refer to "[Parameters for the abnormality monitoring of the operating system or server in the server configuration file of the database server](#)" for information on the operating system or server abnormality monitoring parameters in the server configuration file of the database server.

Table 2.12 Parameters for the arbitration processing and fencing

| Parameter   | Description   |
|---|---|
| Arbitration processing timeout<br>(arbitration_command_timeout) | Take into account the time to execute the arbitration command(seconds). |
| Fencing timeout<br>(fencing_command_timeout)                    | Take into account the time to execute the fencing command (seconds).    |

### Flow from the abnormality detection to the automatic degeneracy

When performing automatic degradation by calling a user command that determines degeneration, the flow from the abnormality detection in the operating system or server to the occurrence of automatic degeneracy and the parameters is shown below.

| Flow from the abnormality detection to the automatic degeneracy | Description  | Parameter   |
|---|--|---|
| (1) Abnormality detection                                       | Mirroring Controller detect the database server operating system or server errors.   | Parameters for the abnormality monitoring of the operating system or server in the server configuration file of the database server |
| (2) Arbitration processing                                      | An arbitration command is executed to check the status of the other server's operating system or server.   | arbitration_command_timeout in the server configuration file of the database server   |
| (3) Fencing   | If the operating system or server status of the other server is abnormal in (2), it fences the other server and isolates it from the cluster system. If the operating system or server status of the other server is normal in (2), this process and (4) are not executed. | fencing_command_timeout in the server configuration file of the database server   |
| (4) Automatic degradation                                       | The automatic degradation is performed. If fencing fails in (3), this procedure is not performed.  | -   |

-: No associated parameters

Figure 2.3 When the Mirroring Controller on the primary server detects an operating system or server error

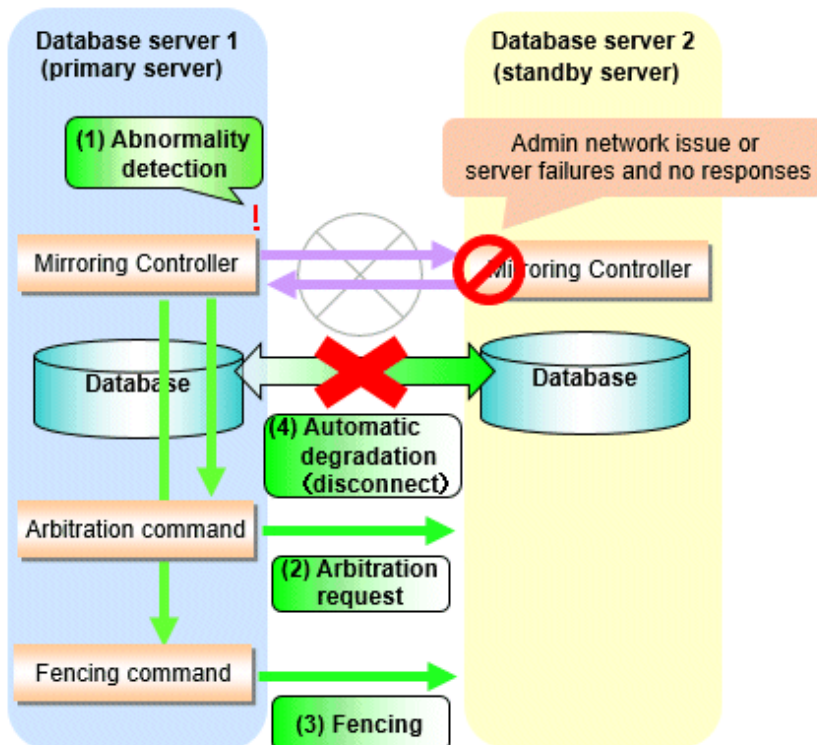
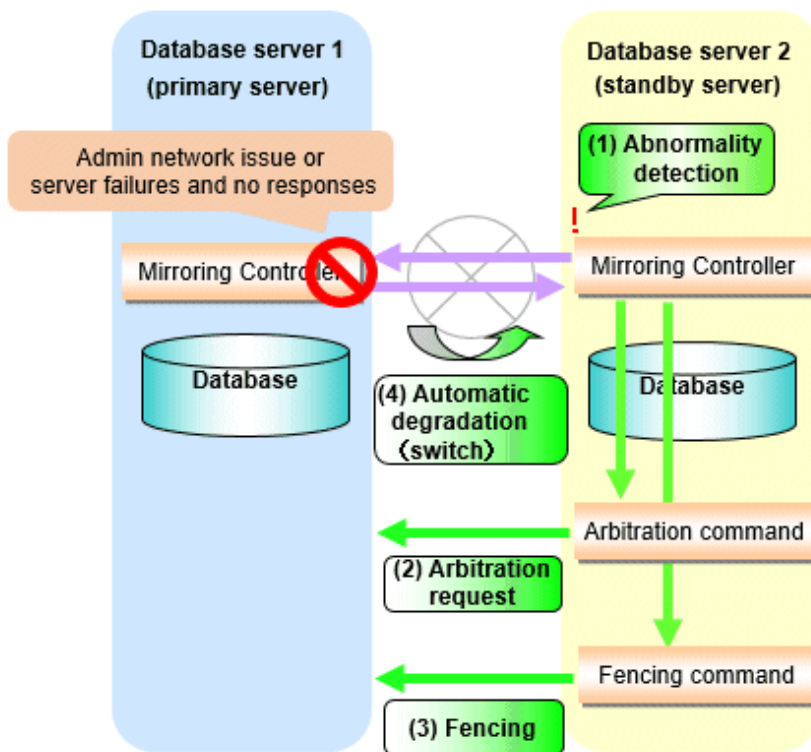


Figure 2.4 When the Mirroring Controller on the standby server detects an operating system or server error



### 2.11.4.1.3 Tuning Abnormality Monitoring for Operations that Notify Messages

In an operation that notify messages, you can optimize the abnormality detection time by editing the operating system or server abnormality monitoring parameters in the server configuration file of the database server. Refer to "[Parameters for the abnormality monitoring of the operating system or server in the server configuration file of the database server](#)" for information on the operating system or server abnormality monitoring parameters in the server configuration file of the database server. In addition, when the Mirroring Controller detects an error, it does not perform the arbitration processing, fencing, or automatic degradation, but only notification messages is performed.

### 2.11.4.1.4 Tuning Abnormality Monitoring for Operations that Perform Automatic Degenerate Unconditionally due to Heartbeat Abnormality

In an operation that perform automatic degenerate unconditionally due to heartbeat abnormality, you can optimize the time from operating system or server abnormality detection to automatic degradation by editing the operating system or server abnormality monitoring parameters in the server configuration file of the database server. Refer to "[Parameters for the abnormality monitoring of the operating system or server in the server configuration file of the database server](#)" for information on the operating system or server abnormality monitoring parameters in the server configuration file of the database server. In addition, when the Mirroring Controller detects an error, it does not perform the arbitration processing, fencing, or automatic degradation, but only automatic degenerate unconditionally is performed.

#### Note

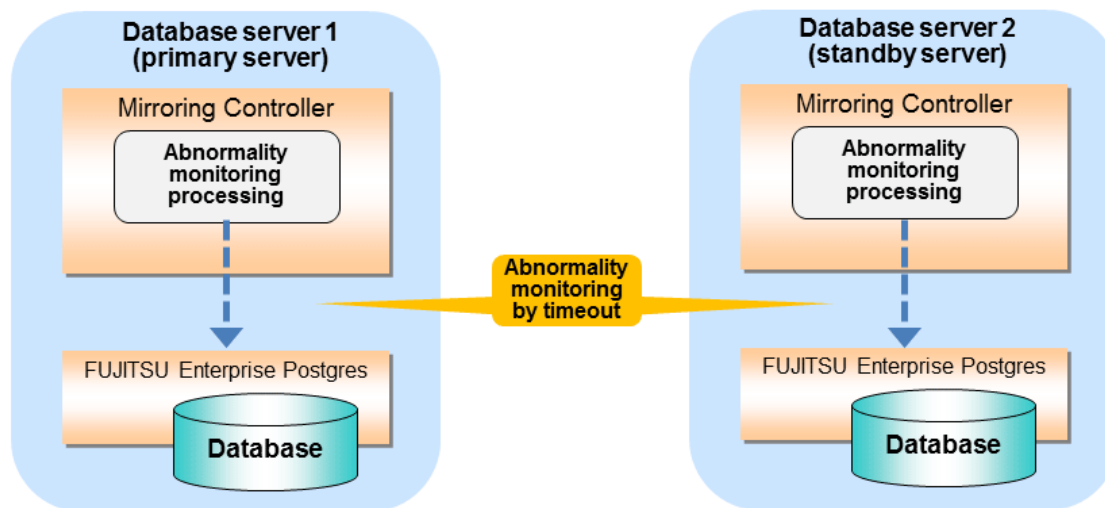
Refer to "[Appendix D Notes on Performing Automatic Degradation Immediately after a Heartbeat Abnormality](#)" for notes on the operation that perform automatic degenerate unconditionally due to heartbeat abnormality.

## 2.11.4.2 Tuning for Abnormality Monitoring of Database Processes

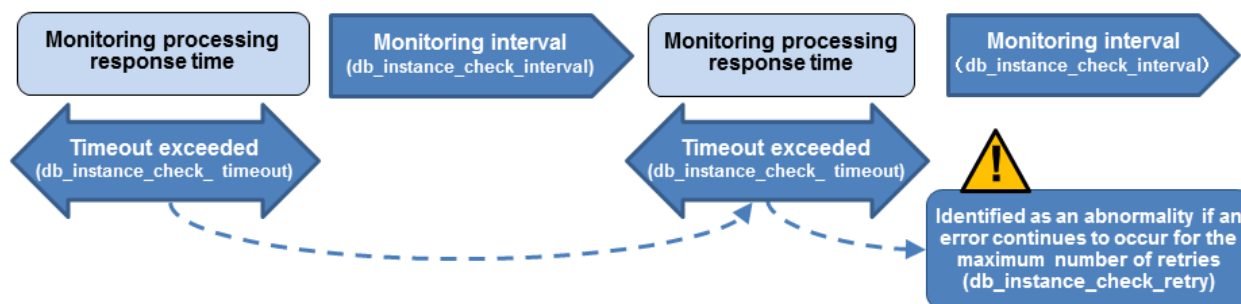
In an abnormality monitoring of database processes, you can optimize by editing the following parameters in the server configuration file of the database server.

Table 2.13 Parameters for abnormality monitoring of database processes

| Parameter   | Description   |
|---|---|
| Abnormality monitoring interval<br>(db_instance_check_interval)                         | Abnormality monitoring by Mirroring Controller is set so as not to place load on the system, but normally it does not need to be set. (The default is the value set in heartbeat_interval.) (milliseconds)  |
| Timeout for abnormality monitoring of database processes<br>(db_instance_check_timeout) | Take into account the time during which a load is placed continuously on the database. For example, it is envisaged that this parameter will be used in situations such as when performing high-load batch jobs or when a large number of online jobs occur continuously and concurrently. (The default is the value set in heartbeat_timeout.) (seconds) |
| Abnormality monitoring retries<br>(db_instance_check_retry)                             | This parameter can be set when needing a safety value for situations in which the value specified for db_instance_check_timeout is exceeded, for example, when using systems with fluctuating loads, however, this parameter does not normally need to be set. (The default is the value set in heartbeat_retry.) (number of times)                       |



### Flow of abnormality monitoring by timeout



The expression for calculating the time required to detect an abnormality is shown below.

$$\text{Abnormality detection time} = ( \text{db\_instance\_check\_timeout}(\text{seconds}) + \text{db\_instance\_check\_interval}(\text{milliseconds}) / 1000 ) \times ( \text{db\_instance\_check\_retry}(\text{number of times}) + 1 )$$

The abnormality detection time when the default value is used is shown below.



$$\begin{aligned} \text{Abnormality detection time} &= ( 1 + 800 / 1000 ) \times ( 2 + 1 ) \\ &= 5.4(\text{seconds}) \end{aligned}$$

### Note

- If the `db_instance_timeout_action` parameter in `serverIdentifier.conf` is set to "message", and the `db_instance_check_timeout` parameter is set to a short value, a crash of the database process will be detected as "no response", and it may take time for automatic degradation to occur. Therefore, specify an appropriate timeout for `db_instance_check_timeout`.
- If a high load on the database and an event that prevents connection to an instance occur at the same time, it is judged as abnormal without retrying monitoring.

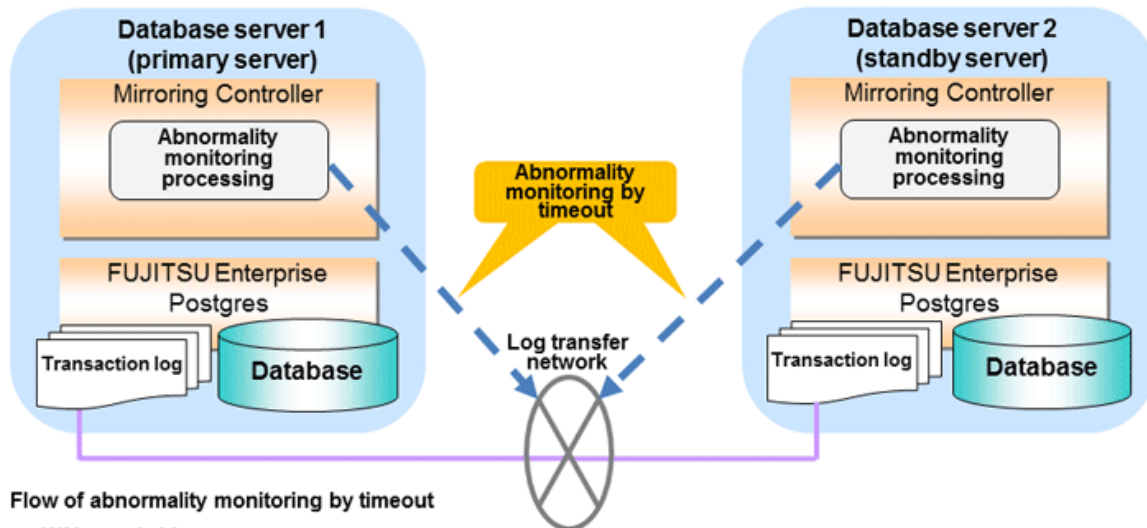
## 2.11.4.3 Tuning for Abnormality Monitoring of Streaming Replication

In an abnormality monitoring of streaming replication, you can optimize by editing the following parameters in the server configuration file of the database server.

Table 2.14 Parameters for abnormality monitoring of streaming replication

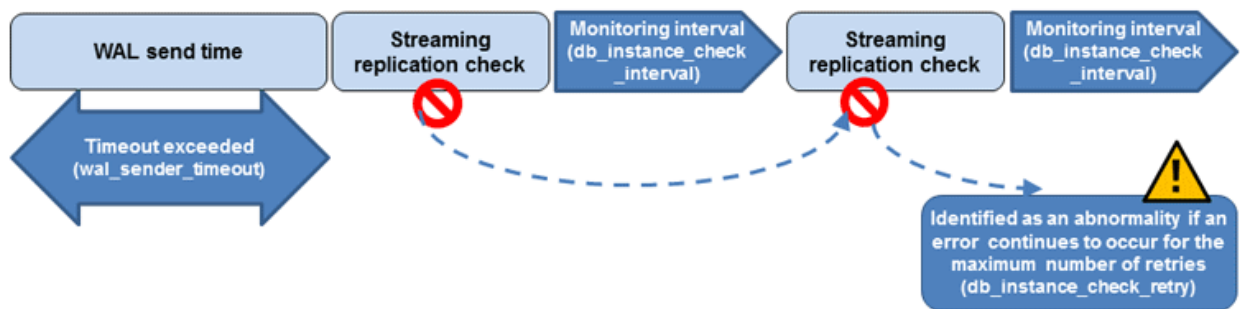
| Parameter  | Description   |
|--|---|
| Abnormality monitoring interval<br>( <code>db_instance_check_interval</code> )   | Abnormality monitoring by Mirroring Controller is set so as not to place load on the system, but normally it does not need to be set. (The default is the value set in <code>heartbeat_interval</code> .)<br>(milliseconds)   |
| Abnormality monitoring retries<br>( <code>db_instance_check_retry</code> )   | This parameter can be set when needing a safety value, such as when it is anticipated that a temporary log transfer LAN error may occur, but it does not normally need to be set. (The default is the value set in <code>heartbeat_retry</code> .) (number of times)  |
| Timeout for abnormality monitoring of streaming replication<br>( <code>wal_sender_timeout</code> and <code>wal_receiver_timeout</code> in <code>postgresql.conf</code> ) | Take into account the capacity and load of the log transfer network and the time during which a load is placed continuously on the database. For example, if there is a succession of data update jobs that generate a high WAL volume, you must configure the settings to avoid misdetection. (The default is 60 seconds.) |



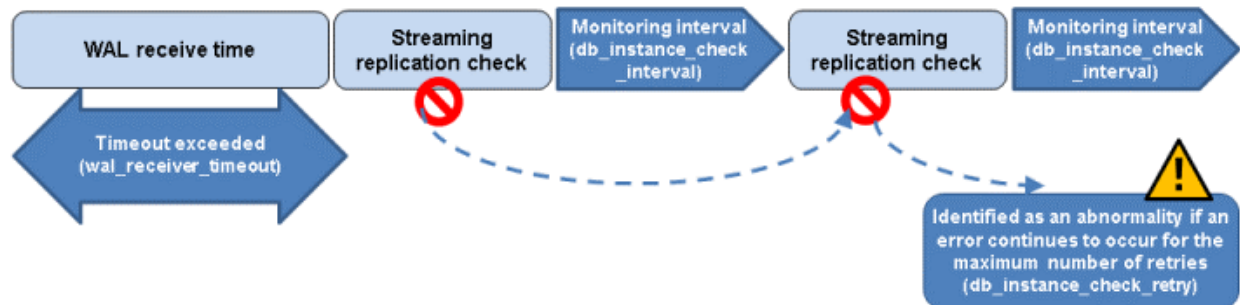


**Flow of abnormality monitoring by timeout**

**- WAL send side**



**- WAL receive side**



The expression for calculating the time required to detect an abnormality is shown below.

$$\text{Abnormality detection time} = (\text{wal\_sender\_timeout(seconds)} + \text{db\_instance\_check\_interval(milliseconds)} / 1000 \times (\text{disk\_check\_retry(number of times)} + 1)) \text{ Or,} \\ = (\text{wal\_receiver\_timeout(seconds)} + \text{db\_instance\_check\_interval(milliseconds)} / 1000 \times (\text{disk\_check\_retry(number of times)} + 1))$$

The abnormality detection time when the default value is used is shown below.

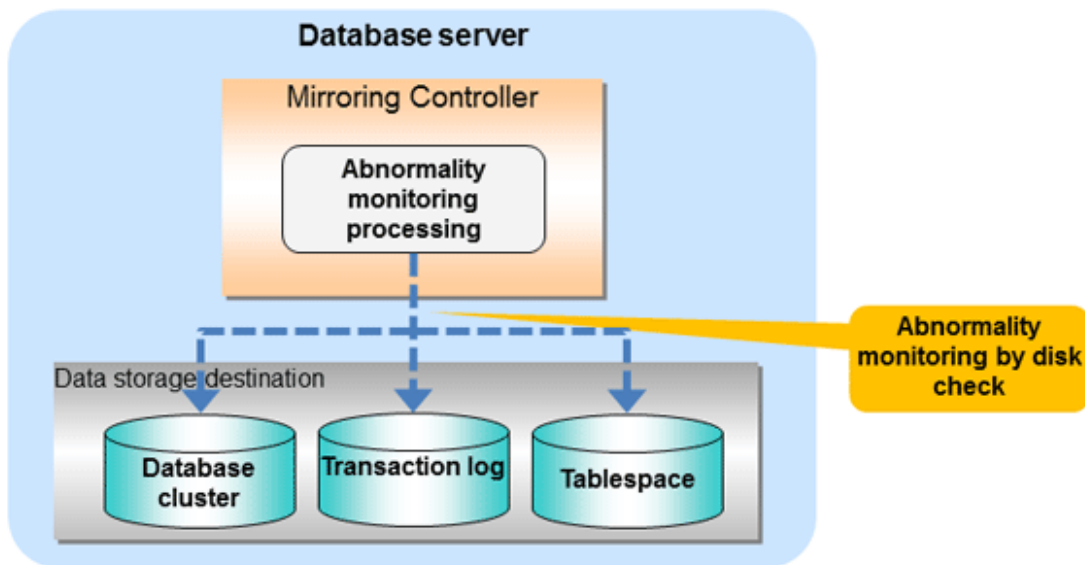
$$\text{Abnormality detection time} = 60 + (800 / 1000 \times (2 + 1)) \\ = 62.4(\text{seconds})$$

## 2.11.4.4 Tuning for Disk Abnormality Monitoring

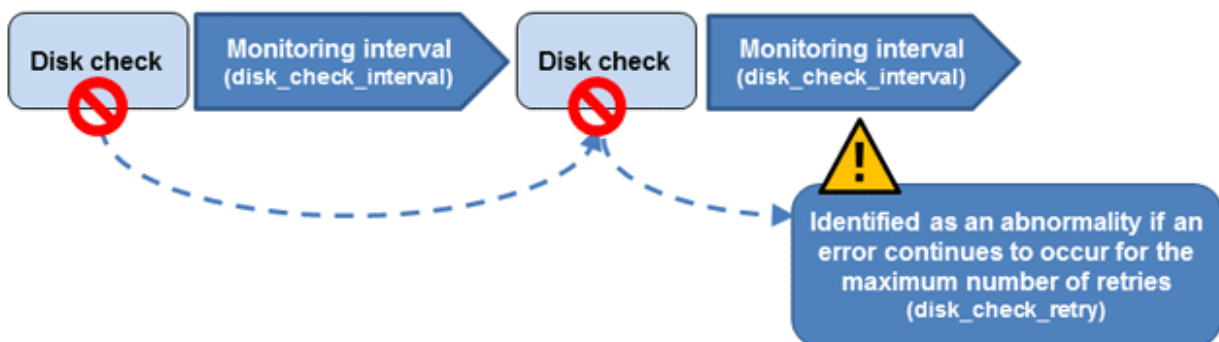
In an abnormality monitoring of the disk, you can optimize by editing the following parameters in the server configuration file of the database server.

Table 2.15 Parameters for disk abnormality monitoring

| Parameter  | Description   |
|--|---|
| Abnormality monitoring interval<br>(disk_check_interval) | Abnormality monitoring by Mirroring Controller is set so as not to place load on the system, but normally it does not need to be set. (The default is the value set in heartbeat_interval.) (milliseconds)  |
| Abnormality monitoring retries<br>(disk_check_retry)     | This parameter can be set when needing a safety value, such as when it is anticipated that a temporary disk input/output error may occur, but normally it does not need to be set. (The default is the value set in heartbeat_retry.) (number of times) |



### Flow of abnormality monitoring by disk check



The expression for calculating the time required to detect an abnormality is shown below.

$$\text{Abnormality detection time} = \text{disk\_check\_interval (milliseconds)} / 1000 \times (\text{disk\_check\_retry(number of times)} + 1)$$

The abnormality detection time when the default value is used is shown below.

$$\begin{aligned} \text{Abnormality detection time} &= 800 / 1000 \times (2 + 1) \\ &= 2.4(\text{seconds}) \end{aligned}$$

## Note

- The tuning described above impacts on the time taken from detection of a timeout until switching the primary server. Therefore, modify the values while taking into account the switch/disconnection time, using a design for which misdetection does not occur.
- Immediately selecting automatic degradation when a heartbeat abnormality occurs in operating system or server heartbeat monitoring risks causing split brain. Refer to "[Appendix D Notes on Performing Automatic Degradation Immediately after a Heartbeat Abnormality](#)" for details.

## Information

Mirroring Controller uses connections to database instances and SQL access to monitor abnormality in some resources targeted for monitoring. The connection destination database names and connection user names used for abnormality monitoring conform to the parameters in the server configuration file. The application name is "mc\_agent".

## 2.12 Setting Automatic Start and Stop of Mirroring Controller and Multiplexed Instances

Multiplexed instances and Mirroring Controller can be started and stopped automatically in line with the starting and stopping of the operating system of the database server.

## Note

To guarantee the startup sequence of Mirroring Controller on the primary and standby servers, first confirm that the primary server has started, and then start the standby servers in sequence.

The startup sequence of the Mirroring Controller process on the database server and the Mirroring Controller arbitration process on the arbitration server is not guaranteed. If the arbitration server cannot be started first, execute the mc\_ctl command in start mode with the --async-connect-arbiter option specified to start the Mirroring Controller process.

If you start the Mirroring Controller and multiplexed instances, wait for time correction, network setup, and so on.

Perform the following procedure:

### 1. Create a unit file

Copy the unit file sample stored in the directory below, and revise it to match the target instance.

Sample file

```
/installDir/share/mcoi.service.sample
```

Example)

In the following example, the installation directory is "/opt/fsepv<x>server64", and the instance name is "inst1". Note that "<x>" indicates the product version.

```
# cp /opt/fsepv<x>server64/share/mcoi.service.sample /usr/lib/systemd/system/mcoi_inst1.service
```

Revise the underlined portions of the options below in the unit file.

| Section | Option      | Specified value  | Description   |
|---------|-------------|--|---|
| Unit    | Description | FUJITSU Enterprise Postgres  | Specifies the feature overview.                     |
|         |             | MirroringController <u>instanceName</u>                              | Specifies the name of the target instance. (*1)     |
| Service | ExecStart   | /bin/bash -c ' <u>installDir</u> /bin/mc_std start <u>installDir</u> | Command to be executed when the service is started. |

| Section | Option   | Specified value  | Description  |
|---------|----------|--|--|
|         |          | <i>MirroringControllerManagementDir'</i><br><i>mc_ctlOption'</i>   | Specify the option you want to add when the mc_ctl command is executed without the -M option in the mc_ctl option.<br><br>Note that the content specified in this mc_ctl option is carried over from the mc_std command to the mc_ctl command. (*2)  |
|         | ExecStop | /bin/bash -c ' <i>installDir</i> /bin/mc_std<br>stop <i>installDir</i><br><i>MirroringControllerManagementDir'</i><br><i>mc_ctlOption'</i> | Command to be executed when the service is stopped.<br><br>Specify the option you want to add when the mc_ctl command is executed without the -M option in the mc_ctl option.<br><br>However, to use the --mc-only option to stop only Mirroring Controller, you must use the --mc-only option at startup.<br><br>Note that the content specified in this mc_ctl option is carried over from the mc_std command to the mc_ctl command. |
|         | User     | <u>User</u>  | OS user account of the instance administrator user.  |
|         | Group    | <u>Group</u>   | Group to which the instance administrator user belongs.  |

\*1: The instance name should be as nameThatIdentifiesTheInstance.

The naming conventions for identifying the instance are as follows:

- Up to 16 bytes
- The first character must be an ASCII alphabetic character
- The other characters must be ASCII alphanumeric characters

\*2: When the arbitration server is used for automatic degradation, start the Mirroring Controller arbitration process on the arbitration server and then start the Mirroring Controller process on the database server. If the arbitration server cannot be started first, specify the --async-connect-arbiter option to start the Mirroring Controller process.

## 2. Enable automatic start and stop

As the OS superuser, use the systemctl command to enable automatic start and stop.

Example)

```
# systemctl enable mcoi_inst1.service
```

### Note

If automatic start and stop of Mirroring Controller has been configured, to stop Mirroring Controller, do not use the mc\_ctl command, but instead use the systemctl command as the OS superuser.

Example)

```
# systemctl stop mcoi_inst1.service
```

If the instance does not stop, refer to "Actions in Response to Failure to Stop an Instance" in the Operation Guide to stop the instance. Then, specify the -e option in the mc\_ctl command to forcibly stop Mirroring Controller.

Example)

```
$ mc_ctl stop -M /mdir/inst1 -e
```

If Mirroring Controller is stopped using the `mc_ctl` command, the message below is output to the system log, however there is no issue because automatic stop is executed by `systemd`.

Message

```
FATAL: failed to stop Mirroring Controller target server:"{0}" (MCA00043)
```

## 2.13 Setting Automatic Start and Stop of the Mirroring Controller Arbitration Process

You can automatically start or stop the Mirroring Controller arbitration process when the operating system on the arbitration server is started or stopped.

### Note

If you start the Mirroring Controller arbitration process, wait for time correction, network setup, and so on.

Perform the following procedure:

1. Create a unit file.

Copy the unit file sample stored in the directory below, and revise it to match the target instance.

Sample file

```
/installDir/share/mcarboi.service.sample
```

Example)

In the following example, the installation directory is `/opt/fsepv<x>assistant`, and the identifier of the arbitration process is `arbiter1`. Note that `<x>` indicates the product version.

```
# cp /opt/fsepv<x>assistant/share/mcarboi.service.sample /usr/lib/systemd/system/mcarboi_arbiter1.service
```

Revise the underlined portions of the options below in the unit file.

| Section | Option      | Specified value  | Description   |
|---------|-------------|--|---|
| Unit    | Description | FUJITSU Enterprise Postgres Mirroring Controller<br>Arbiter <i>&lt;arbitrationProcessId&gt;</i>  | Specifies the feature overview.<br><br>Specifies the identifier of the targeted arbitration process. (*1)   |
| Service | ExecStart   | <code>/bin/bash -c '<u>installDir</u>/bin/mc_arb_std start <u>installDir</u><br/><u>mirroringControllerArbitrationProcessMgmtDir</u><br/><u>mc_arbOption</u>'</code> | Command to be executed when the service is started.<br><br>Specify the option you want to add when the <code>mc_arb</code> command is executed without the <code>-M</code> option in the <code>mc_arb</code> option.<br><br>Note that the content specified in this <code>mc_arb</code> option is carried over from |

| Section | Option   | Specified value  | Description  |
|---------|----------|--|--|
|         |          |  | the mc_arb_std command in "Specified value" to the mc_arb command.   |
|         | ExecStop | <i>/bin/bash -c '<u>installDir</u>/bin/ mc_arb_std stop <u>installDir</u><br/><u>mirroringControllerArbitrationProcessMgmtDir</u><br/><u>mc_arbOption</u>'</i> | Command to be executed when the service is stopped.<br><br>Specify the option you want to add when the mc_arb command is executed without the -M option in the mc_arb option.<br><br>Note that the content specified in this mc_arb option is carried over from the mc_arb_std command in "Specified value" to the mc_arb command. |
|         | User     | <u>User</u>  | Specify the account of the operating system user.  |
|         | Group    | <u>Group</u>   | Specify the group to which the user belongs.   |

\*1: The arbitration process identifier used here is a name for identifying the Mirroring Controller arbitration process.

The naming conventions for identifying the Mirroring Controller arbitration process are as follows:

- Up to 16 bytes
- The first character must be an ASCII alphabetic character
- The other characters must be ASCII alphanumeric characters

## 2. Enable automatic start and stop.

As the operating system superuser, use the systemctl command to enable automatic start and stop.

Example)

```
# systemctl enable mcarboi_arbiter1.service
```

## 2.14 Backup Operation

This section explains the backup operation for database multiplexing mode.

### 2.14.1 Backing up Database Multiplexing Mode Information

When changing the Mirroring Controller settings, in addition to backing up the database, back up the configuration file in the Mirroring Controller management directory so that the Mirroring Controller settings are not lost.

When the arbitration server is used for automatic degradation, also back up the configuration file in the Mirroring Controller arbitration process management directory.

### 2.14.2 Database Backup Operation

Using database multiplexing mode is the same as obtaining the backup data on the standby server as a safeguard against a disk failure. Note that all server disks may be corrupted due to some cause.

As a safeguard against this type of case, execute the `pgx_dmpall` command on the primary server to create the backup data.

However, it is not definite as to which server runs as the primary server, so ensure that the `pgx_dmpall` command is executed periodically on all servers, so that the backup data will be obtained. For example, create a script to obtain the backup data, and set it in the operation management software.

### Point

When the `pgx_dmpall` command is executed on the standby server, it will not match the statuses, however the error message shown below will be output and return the value "1".

If a script that ignores only this type of error is executed on all servers, the backup data of the primary server can be obtained.

Error message

```
ERROR:recovery is in progress (10095)
```

### Note

- Consider the possibility that the server that runs as the primary server may be destroyed alongside the backup data, so it is recommended to promote another server to become the primary server, and then back up the data on the new primary server without waiting for the next scheduled backup.
- Specify the same backup directory name for the primary and standby servers. If different backup directory names are specified, and recovery is performed using the backup data of the other server, the recovery cannot be performed correctly.

### See

- Period backups allow shorter recovery time and reduction in disk usage. Refer to "Backing Up the Database" in the Operation Guide for details on the backup operation.
- Refer to "[Chapter 4 Action Required when an Error Occurs in Database Multiplexing Mode](#)" for details on recovery based on the backup data that was obtained using the `pgx_dmpall` command.

## Chapter 3 Operations in Database Multiplexing Mode

This chapter describes the periodic operations that are performed when running database multiplexing mode.

The periodic operations are the same as the operations on a single server.



Refer to "Periodic Operations" in the Operation Guide for information on the periodic operations.

### 3.1 Starting and Stopping the Mirroring Controller Arbitration Process

This section describes how to start and stop the Mirroring Controller arbitration process.

#### 3.1.1 Starting the Mirroring Controller Arbitration Process

While the Mirroring Controller arbitration process is in a stopped state, execute the `mc_arb` command in start mode to start the Mirroring Controller arbitration process.

Example)

```
$ mc_arb start -M /mcarb_dir/arbiter1
```



Refer to the Reference for information on how to specify the `mc_arb` command.

#### 3.1.2 Stopping the Mirroring Controller Arbitration Process

While the Mirroring Controller arbitration process is running, execute the `mc_arb` command in stop mode to stop the Mirroring Controller arbitration process.

Example)

```
$ mc_arb stop -M /mcarb_dir/arbiter1
```



Refer to the Reference for information on how to specify the `mc_arb` command.



- The arbitration server will be forcibly stopped when the service is stopped.
- Before shutting down the operating system on the arbitration server, either stop the Mirroring Controller on the primary server or standby server or shut down the operating system on the primary server or standby server.

### 3.2 Starting and Stopping Mirroring Controller

When database multiplexing mode is used, use the `mc_ctl` command to start and stop the instance and Mirroring Controller at the same time.



Do not start or stop the instance by itself.

## Starting Mirroring Controller

While Mirroring Controller is in a stopped state, execute the `mc_ctl` command in start mode to start Mirroring Controller.

### Enabling automatic switch/disconnection

Execute the `mc_ctl` command in start mode.

Example)

```
$ mc_ctl start -M /mcdir/inst1
```

When only the instance is started and stopped, the following will happen:

- When only the instance is started  
Features such as automatic switch and automatic disconnection will not work until Mirroring Controller is started.
- When only the instance is stopped  
Mirroring Controller determines that an error has occurred in the instance, and performs an unnecessary automatic switch.  
Automatic switch may also stop working correctly in some cases.

### Disabling automatic switch/disconnection

Execute the `mc_ctl` command in start mode with the `-F` option specified.

Example)

```
$ mc_ctl start -M /mcdir/inst1 -F
```

When only the instance is started and stopped, the following will happen:

- When only the instance is started  
Errors indicated in "[1.1 What is Database Multiplexing Mode](#)" will not be detected until Mirroring Controller is started.
- When only the instance is stopped  
Mirroring Controller determines that an error has occurred in the instance, and outputs an error to the system log.

## Point

- To start the Mirroring Controller process only, execute the `mc_ctl` command in start mode with the `--mc-only` option specified.
- After Mirroring Controller is started, automatic switch/disconnection can be enabled or disabled using the `enable-failover` or `disable-failover` mode of the `mc_ctl` command.
- When the arbitration server is used for automatic degradation, the Mirroring Controller process startup fails on the database server if the Mirroring Controller arbitration process has not been started on the arbitration server in advance. However, even if the Mirroring Controller arbitration process cannot be started in advance, the Mirroring Controller process can be started by specifying the `--async-connect-arbiter` option in the `mc_ctl` command.

## Note

- When the arbitration server is used for automatic degradation, the database server must connect to the arbitration server, and as a result, Mirroring Controller startup may take longer.
- Mirroring Controller startup usually fails if the standby server is mistakenly started as the primary server or if the old primary server is not recovered after the switch and is then mistakenly started as the primary server. However, if the admin network is disconnected,

then startup does not fail, and both servers may become primary servers. Therefore, ensure that the admin network is connected before starting Mirroring Controller.

## Stopping Mirroring Controller

While Mirroring Controller is running, execute the `mc_ctl` command in stop mode to stop Mirroring Controller process.

Example)

```
$ mc_ctl stop -M /mcdire/inst1
```

### Point

To stop the Mirroring Controller process only, execute the `mc_ctl` command in stop mode with the `--mc-only` option specified.

### Note

To prevent an unintended automatic switch, before shutting down the operating system on the primary server, you must stop the Mirroring Controller, or shut down the operating system on the standby server.

### See

Refer to the Reference for information on how to specify the `mc_ctl` command.

## 3.3 Checking the Database Multiplexing Mode Status

### 3.3.1 Checking the Status of the Database Server

This section describes how to check the status of the database server.

Check the multiplexed database status by executing the `mc_ctl` command in status mode.

Additionally, errors can be detected by monitoring the Mirroring Controller messages. If the status or messages are monitored periodically, you can react quickly following an automatic switch failure.

#### Checking the status of the multiplexing database

When the `mc_ctl` command is executed, the details of the multiplexing configuration, information about whether switch is possible following the error, and location and details of the error that caused the switch or disconnection are displayed.

After starting database multiplexing mode, execute the `mc_ctl` command in status mode to check the multiplexing status.

An example of the status displayed when the `mc_ctl` command is executed is shown below.

Example)

```
$ mc_ctl status -M /mcdire/inst1

mirroring status
-----
switchable
server_id  host_role      host           host_status    db_proc_status  disk_status
-----
server1    primary        192.0.2.100    normal         normal          normal
server2    standby        192.0.2.110    normal         normal          normal
```

## Checking the status of connection to the Mirroring Controller arbitration process

When the arbitration server is used for automatic degradation, the status of the connection to the Mirroring Controller arbitration process can be checked by specifying the `--arbiter` option. If the output status is "online", it indicates that an arbitration request can be made from the database server to the arbitration server. When the arbitration server is used for automatic degradation, regularly execute the command in status mode with the `--arbiter` option specified and check that the output status is "online".

Example)

The `mc_ctl` command is executed with the `--arbiter` option specified, and the status is output.

```
$ mc_ctl status --arbiter -M /mcdir/inst1

arbiter_id  host          status
-----
arbiter     192.0.3.120  online
```

## Checking the status of data synchronization

Additionally, by referencing the `pg_stat_replication` statistics view on the primary server, the data synchronization status can be confirmed. However, when creating the monitoring program, note that the content of `pg_stat_replication` may be changed in the future.

The following example shows that the locations of the transaction log after it is sent and received (`sent_lsn`, `replay_lsn`) match, and that they are fully synchronized.

Example)

```
postgres=# select * from pg_stat_replication;
-[ RECORD 1 ]-----+-----
pid           | 10651
usesysid     | 10
username     | fsep
application_name | standby
client_addr  | 192.0.2.210
client_hostname |
client_port  | 55098
backend_start | 2020-03-23 11:17:49.628793+09
backend_xmin  |
state        | streaming
sent_lsn     | 0/3000060
write_lsn    | 0/3000060
flush_lsn    | 0/3000060
replay_lsn   | 0/3000060
write_lag    |
flush_lag    |
replay_lag   |
sync_priority | 1
sync_state   | sync
reply_time   | 2020-03-23 11:23:27.703366+09
```



- Refer to "mc\_ctl" in Reference for information on the command.
- Refer to "Notes on Application Compatibility" in the Application Development Guide for information on retaining application compatibility.
- Refer to "The Statistics Collector" in "Server Administration" in the PostgreSQL Documentation for details on `pg_stat_replication`.

## 3.3.2 Checking the Status of the Arbitration Server

This section describes how to check the status of the arbitration server.

The status of the connection between the Mirroring Controller arbitration process and primary server/standby server can be checked by executing the mc\_arb command in status mode.

The example below executes the mc\_arb command, and shows the status.

Example)

```
$ mc_arb status -M /mcarb_dir/arbiter1

server_id      host          status
-----
server1        192.0.3.100   online
server2        192.0.3.110   online
```

## 3.4 Manually Switching the Primary Server

The primary server cannot be switched automatically in the following case:

- If automatic switch/disconnection is disabled
- If output of messages is selected for heartbeat abnormalities during heartbeat monitoring of the operating system or server and the operating system/server crashes or becomes unresponsive

In this case, to manually switch the primary server, execute the mc\_ctl command in switch mode on either the primary server or the standby server.

Example)

```
$ mc_ctl switch -M /mcdire_dir/inst1
```



### Point

.....  
If automatic switch/disconnection is enabled, it is possible to perform switch of primary server at any time.  
.....

## 3.5 Manually Disconnecting the Standby Server

The procedure to perform disconnection of the standby server differs depending on whether the automatic switch/disconnection is enabled or disabled.

If automatic switch/disconnection is enabled

Execute the mc\_ctl command in stop mode on the standby server.

Example)

```
$ mc_ctl stop -M /mcdire_dir/inst1
```

If automatic switch/disconnection is disabled

1. Execute the mc\_ctl command in stop mode on the standby server.

Example)

```
$ mc_ctl stop -M /mcdire_dir/inst1
```

2. Comment out the synchronous\_standby\_names parameter in the postgresql.conf file on the primary server.

3. Execute the pg\_ctl command in reload mode on the primary server.

Example)

```
$ pg_ctl reload -D /database/inst1
```

## Point

If automatic start and stop of Mirroring Controller has been configured using systemd, do not use the `mc_ctl` command, but instead use the `systemctl` command. Refer to "[2.12 Setting Automatic Start and Stop of Mirroring Controller and Multiplexed Instances](#)" for details.

## 3.6 Action Required when a Heartbeat Abnormality is Detected

The message below is output when a heartbeat abnormality is detected during heartbeat monitoring of operating systems or servers:

```
detected an error on the monitored object "server(server identifier name)": no response:ping timeout
(MCA00019)
```

If the `heartbeat_error_action` parameter in `serverIdentifier.conf` is set to "message", even if automatic switch/disconnection is enabled and Mirroring Controller is started, automatic switch/disconnection is not performed when a heartbeat abnormality is detected. Therefore, user action will be necessary.

This section explains the action required when the `heartbeat_error_action` parameter is set to "message" and a heartbeat abnormality is detected.

1. Identify the cause of the heartbeat abnormality. The possible causes are below:

- The remote operating system or server crashed or is unresponsive
- An admin network issue occurred

2. Address the cause identified in step 1.

- The remote operating system or server crashed or is unresponsive

Manually perform switch or disconnection using the `mc_ctl` command.

- An admin network issue occurred

Refer to "[Chapter 4 Action Required when an Error Occurs in Database Multiplexing Mode](#)", and recover the database multiplexing system.

## 3.7 Monitoring Mirroring Controller Messages

The messages that are output by Mirroring Controller are output to both the database server and the arbitration server. If the automatic switch fails, for example, an important message related to the continuation of the operation may be output, so ensure that the system log messages are monitored.

If the arbitration server is used for automatic degradation, monitor messages on both the database server and the arbitration server.

Message output destination on the database server

Messages are output to the system log.

Message output destination on the arbitration server

Messages are output to the system log.

## Point

- To monitor message types considered to be important, an operating system setting must be configured beforehand. Refer to the operating system manuals, check if the message is of a message type that is monitored to be output to the system log, and configure the setting if required.
- If the `heartbeat_error_action` parameter in `serverIdentifier.conf` is set to "message", only message output is performed when a heartbeat abnormality is detected during heartbeat monitoring of operating systems and servers - automatic switch/disconnection is not performed. Therefore users need to monitor the messages. Refer to "[3.6 Action Required when a Heartbeat Abnormality is Detected](#)" for details.

## Display format on the database server

```
programName[processId]: messageType:messageText (messageNumber)
```

Specify the program name in the syslog\_ident parameter of the serverIdentifier.conf file of the database server.

The message types output by Mirroring Controller, their severity, and their corresponding value in the system log are shown in the table below.

Table 3.1 Message type, severity, and corresponding value in the system log

| Message type | Severity    | Meaning   | System log |
|--------------|-------------|---|------------|
| INFO         | Information | Provides information that does not fall under LOG or NOTICE.  | INFO       |
| LOG          |             | Provides information recognized as a particularly important event in tracing the operation history.<br><br>(Example: Automatic switch is complete)                          |            |
| NOTICE       | Notice      | Outputs information that takes into account the user instructions within the program in response to an executed or automatically executed process.                          | NOTICE     |
| WARNING      | Warning     | Provides a warning, for example it will soon be impossible to maintain the multiplexing state.  | WARNING    |
| ERROR        | Error       | Reports that an error other than FATAL or PANIC has occurred.   | ERROR      |
| FATAL        |             | Reports that an abnormality was detected in multiplexed database systems requiring recovery of the system, and also the content and cause of the abnormality.               | CRIT       |
| PANIC        |             | Reports that an abnormality was detected in all multiplexed database systems requiring immediate recovery of the system, and also the content and cause of the abnormality. | ALERT      |

The message severity has the following meanings:

- Information

Informational status. A message that was reported by the system is displayed. No action is required.

- Notice

Informational status, but a message that should be noted is displayed. If necessary, take the actions described in the "Action" section of the message.

- Warning

No error has occurred, but the user is requested to check, and take action. Take the actions described in the "Action" section of the message.

- Error

An error has occurred. Take the actions described in the "Action" section of the message.

## Display format on the arbitration server

```
programName[processId]: messageType: messageText (messageNumber)
```

Specify the program name in the syslog\_ident parameter of the arbitration.conf file of the arbitration server.

The message types output by Mirroring Controller, their severity, and their corresponding value in the output destination log are shown in the table below.

Table 3.2 Message type, severity, and corresponding value in the output destination log

| Message type | Severity    | Meaning   | System log |
|--------------|-------------|---|------------|
| INFO         | Information | Provides information not categorized as LOG or NOTICE.  | INFO       |
| LOG          |             | Provides information recognized as a particularly important event in tracing the operation history.<br><br>(Example: Automatic switch is complete)                |            |
| NOTICE       | Notice      | Outputs information that takes into account the user instructions within the program in response to an executed or automatically executed process.                | NOTICE     |
| WARNING      | Warning     | Provides a warning, for example it will soon be impossible to perform the arbitration process.  | WARNING    |
| ERROR        | Error       | Reports that an error other than FATAL or PANIC has occurred.   | ERROR      |
| FATAL        |             | Reports that an abnormality was detected in the arbitration server requiring recovery of the system, and also the content and cause of the abnormality.           | CRIT       |
| PANIC        |             | Reports that an abnormality was detected in the arbitration server requiring immediate recovery of the system, and also the content and cause of the abnormality. | ALERT      |

The message severity has the following meanings:

- Information

Informational status. A message that was reported by the system is displayed. No action is required.

- Notice

Informational status, but a message that should be noted is displayed. If necessary, take the actions described in the "Action" section of the message.

- Warning

No error has occurred, but the user is requested to check, and take action. Take the actions described in the "Action" section of the message.

- Error

An error has occurred. Take the actions described in the "Action" section of the message.

## 3.8 Server Maintenance

---

To perform maintenance tasks such as periodic server inspections and the application of updates for software products including the operating system, you must perform a planned stop of the server, and then perform the maintenance.

### 3.8.1 Rolling Updates

---

In database multiplexing mode, rolling updates, that perform the maintenance for the servers that comprise the cluster system, can be performed while jobs continue.

First, perform the maintenance for the standby server, and then switch the standby server to the primary server. Then, perform the maintenance for the original primary server that was switched to the standby server. This enables maintenance to be performed while jobs continue.

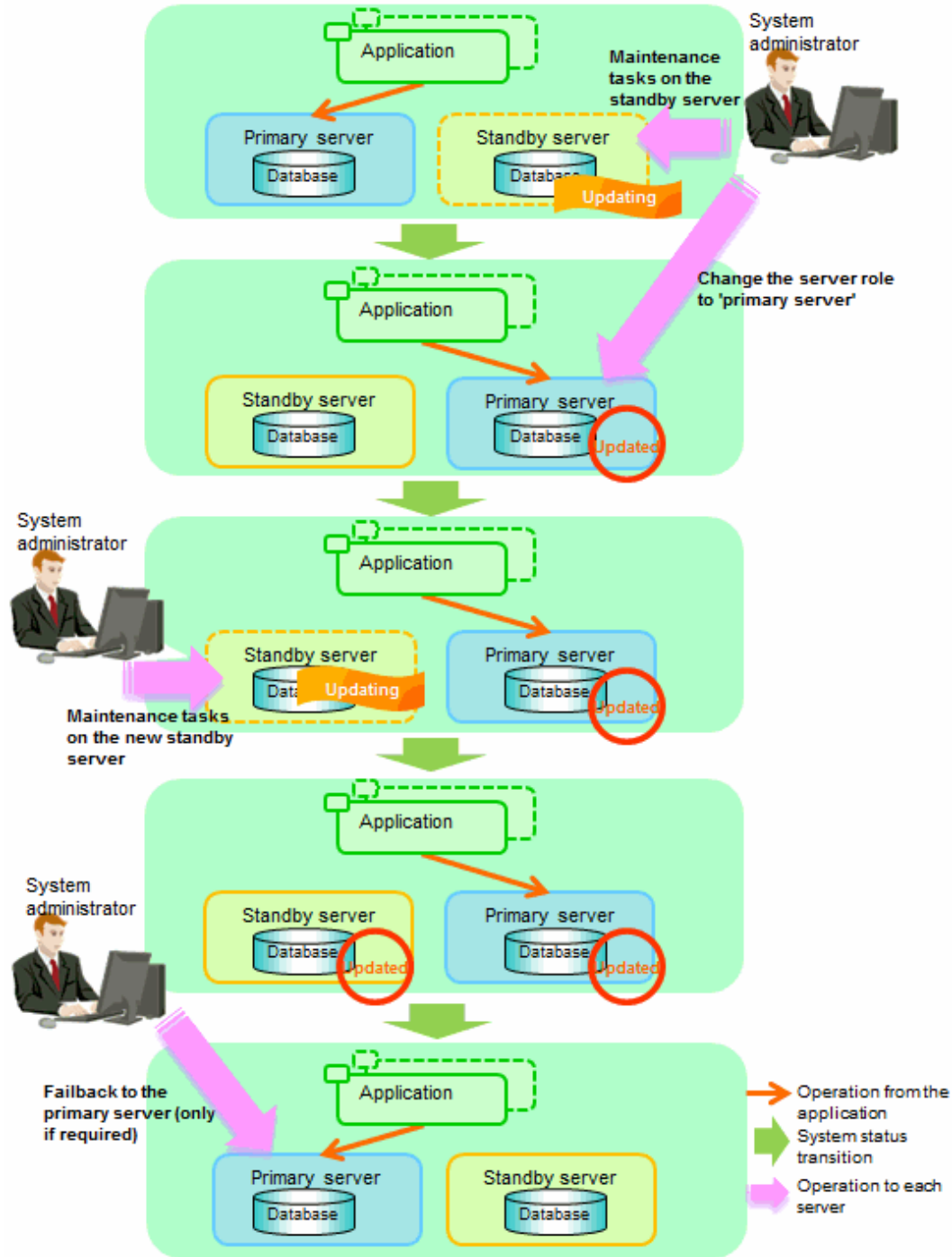
Note that arbitration server maintenance can be performed without affecting database server operation, so it is not necessary to consider rolling update.

 See

If the downtime due to the maintenance of the standby server is expected to be long, refer to "Standby server downtime" in "3.9.1 Changes Required when the Standby Server is Stopped".

The flow of a rolling update is shown below.

Figure 3.1 Performing a Rolling Update



Perform the following procedure as shown in the above figure:



## Standby server maintenance tasks

1. To perform the maintenance on the standby server, stop Mirroring Controller.

Example)

```
$ mc_ctl stop -M /mcdir/inst1
```

2. Ensure that Mirroring Controller has completely stopped.

If the multiplexed instances and Mirroring Controller have been configured on the standby server to start and stop automatically when the operating system of the database server is started or stopped, cancel the setting to start and stop automatically.



Refer to "2.12 Setting Automatic Start and Stop of Mirroring Controller and Multiplexed Instances" for information on how to configure the multiplexed instances and Mirroring Controller to start and stop automatically when the operating system of the database server starts and stops.

As the OS superuser, execute the systemctl command to disable automatic start and stop.

The example below disables automatic start and stop of "mcoi\_inst1.service".

Example)

```
# systemctl disable mcoi_inst1.service
```

3. Perform maintenance tasks.
4. Create a copy of the primary server instance on the standby server.

Execute the pg\_basebackup command to create data in the standby server by synchronizing with the primary server.

Example)

```
$ pg_basebackup -D /database/inst1 -X fetch --waldir=/transaction/inst1 --progress --verbose -R  
--dbname='application_name=standbyServerName' -h primaryServerHostName -p  
primaryServerPortNumber
```



The procedure for copying the primary server instance to the standby server is the same as the procedure for setting up the standby server.

Refer to "2.5.2 Creating, Setting, and Registering the Standby Server Instance", and then perform the recovery.

5. Check the settings for automatic start and stop of the multiplexed instances and Mirroring Controller.

If the multiplexed instances and Mirroring Controller were configured in step 2 to not start and stop automatically when the operating system of the database server starts and stops, then change the settings back. This step can be skipped if automatic start and stop are not required.

As the OS superuser, execute the systemctl command to enable automatic start and stop.

The example below disables automatic start and stop of "mcoi\_inst1.service".

Example)

```
# systemctl enable mcoi_inst1.service
```

6. Start (rebuild) Mirroring Controller on the standby server.

This operation is required when determining the maintenance tasks on the standby server.

## Enabling automatic switch/disconnection

As the instance administrator user, execute the `mc_ctl` command in start mode.

Example)

```
$ mc_ctl start -M /mcdire/inst1
```

## Disabling automatic switch/disconnection

As the instance administrator user, execute the `mc_ctl` command in start mode with the `-F` option specified.

Example)

```
$ mc_ctl start -M /mcdire/inst1 -F
```



After Mirroring Controller is started, automatic switch/disconnection can be enabled or disabled using the `enable-failover` or `disable-failover` mode of the `mc_ctl` command.

## Switching to the primary server

To perform the maintenance on the primary server, execute the `mc_ctl` command in the switch mode on the primary server or the standby server.

Example)

```
$ mc_ctl switch -M /mcdire/inst1
```

When the switch is complete, the `synchronous_standby_names` parameter in the `postgresql.conf` file of the new primary server will be commented as follows:

Example)

```
#synchronous_standby_names = 'primary'
```

## New standby server maintenance tasks

1. Stop the Mirroring Controller.

On the new standby server (the primary server before the switch), execute the `mc_ctl` command in stop mode.

If automatic start and stop of Mirroring Controller has been configured using `systemd`, do not use the `mc_ctl` command, but instead use the `systemctl` command. Refer to "[2.12 Setting Automatic Start and Stop of Mirroring Controller and Multiplexed Instances](#)" for details.

Example)

```
$ mc_ctl stop -M /mcdire/inst1
```

2. Ensure that Mirroring Controller has completely stopped.

If the multiplexed instances and Mirroring Controller have been configured on the new standby server to start and stop automatically when the operating system of the database server is started or stopped, cancel the setting to start and stop automatically now.



Refer to "[2.12 Setting Automatic Start and Stop of Mirroring Controller and Multiplexed Instances](#)" for information on how to configure the multiplexed instances and Mirroring Controller to start and stop automatically when the operating system of the database server starts and stops.

As the OS superuser, execute the systemctl command to disable automatic start and stop.

The example below disables automatic start and stop of "mcoi\_inst1.service".

Example)

```
# systemctl disable mcoi_inst1.service
```

3. Perform the maintenance on the new standby server that was stopped.

4. Create a copy of the new primary server instance on the new standby server.

Execute the pg\_basebackup command to create data in the new standby server by synchronizing with the new primary server.

Example)

```
$ pg_basebackup -D /database/inst1 -X fetch --waldir=/transaction/inst1 --progress --verbose -R  
--dbname='application_name=standbyServerName' -h primaryServerHostName -p  
primaryServerPortNumber
```



The procedure for copying the primary server instance to the standby server is the same as the procedure for setting up the standby server.

Refer to "2.5.2 Creating, Setting, and Registering the Standby Server Instance", and then perform the recovery.

5. Check the settings for automatic start and stop of the multiplexed instances and Mirroring Controller.

If the multiplexed instances and Mirroring Controller were configured in step 2 to not start and stop automatically when the operating system of the database server starts and stops, then change the settings back. This step can be skipped if automatic start and stop are not required.

As the OS superuser, execute the systemctl command to enable automatic start and stop.

The example below disables automatic start and stop of "mcoi\_inst1.service".

Example)

```
# systemctl enable mcoi_inst1.service
```

6. After the maintenance is complete, edit the following parameters in the postgresql.conf file of the standby server as required.

Copying an instance results in the value of the synchronous\_standby\_names parameter becoming the specified value on the primary server. Therefore, correct it to the specified value on the standby server. If the parameter was commented out, then you must uncomment it.

7. On the standby server, start (rebuild) Mirroring Controller.

#### Enabling automatic switch/disconnection

As the instance administrator user, execute the mc\_ctl command in start mode.

Example)

```
$ mc_ctl start -M /mdir/inst1
```

#### Disabling automatic switch/disconnection

As the instance administrator user, execute the mc\_ctl command in start mode with the -F option specified.

Example)

```
$ mc_ctl start -M /mdir/inst1 -F
```

## Point

After Mirroring Controller is started, automatic switch/disconnection can be enabled or disabled using the `enable-failover` or `disable-failover` mode of the `mc_ctl` command.

### Failback of the Primary Server

Revert the primary server and standby server to the original server configuration. Do this to execute the main job on the previous primary server. Refer to "[4.1.1.3 Failback of the Primary Server](#)" for details.

## Note

Obtain a backup as soon as this task is complete.

## 3.8.2 Stopping for Maintenance

---

Perform this procedure to stop all servers for periodic inspections, for example. On the server on which Mirroring Controller is running, execute the `mc_ctl` command in stop mode to stop the instance and Mirroring Controller.

If automatic start and stop of Mirroring Controller has been configured using `systemd`, do not use the `mc_ctl` command, but instead use the `systemctl` command. Refer to "[2.12 Setting Automatic Start and Stop of Mirroring Controller and Multiplexed Instances](#)" for details.

After that, on the server where the Mirroring Controller arbitration process is running, execute the `mc_arb` command in stop mode to stop the Mirroring Controller arbitration process.

### Stopping Mirroring Controller

Example)

```
$ mc_ctl stop -M /mcdir/inst1 -a
```

### Stopping the Mirroring Controller arbitration process

Example)

```
$ mc_arb stop -M /mcarb_dir/arbiter1
```

## 3.8.3 Arbitration Server Maintenance

---

Arbitration server maintenance can be performed without affecting database server operation.

Follow the procedure below to perform arbitration server maintenance.

1. Execute the `mc_arb` command in stop mode to forcibly stop the Mirroring Controller arbitration process.

Example)

```
$ mc_arb stop -M /mcarb_dir/arbiter1 -e
```

2. Perform maintenance tasks.
3. Execute the `mc_arb` command in start mode to restart the Mirroring Controller arbitration process.

Example)

```
$ mc_arb start -M /mcarb_dir/arbiter1
```

4. Execute the `mc_arb` command in status mode to check that the arbitration server is connected to the database server.

The example below executes the `mc_arb` command, and shows the status.

Example)

```
$ mc_arb status -M /mcarb_dir/arbiter1

server_id      host           status
-----
server1        192.0.3.100   online
server2        192.0.3.110   online
```

5. Check the command output.

Items to be checked

Check that the output status is "online" on both lines.

## 3.9 Changes in Operation

---

The following changes in operation may be required:

- Changes required when the standby server is stopped
- Changing from single server mode to database multiplexing mode
- Changing from database multiplexing mode to single server mode
- Changing to database multiplexing mode when the arbitration server is used for automatic degradation
- Changing parameters
- Uninstalling in the database multiplexing mode

### 3.9.1 Changes Required when the Standby Server is Stopped

---

#### Operation when the standby server is stopped

Before performing maintenance for the primary server instance when the standby server has been stopped, stop Mirroring Controller on the primary server, comment out the `synchronous_standby_names` parameter in the `postgresql.conf` file of the primary server, and then execute the `pg_ctl` command in reload mode.

If this operation is not performed, operations performed on the primary server for the instance will remain in a wait state.



See

.....  
Refer to "pg\_ctl" in Reference for information on the command.  
.....

#### Standby server downtime

If you specified the `synchronous_standby_names` parameter of the `postgresql.conf` file and then the standby server instance is stopped, consider the points below.

- The `wal_sender_timeout` parameter in the `postgresql.conf` file

If the standby server is stopped after the timeout set in this parameter was exceeded, an error stating that the transaction log could not be received may be output to the primary server system log, and all transaction logs that should be transferred to the standby server are accumulated.

- The `wal_keep_size` parameter in the `postgresql.conf` file

If a transaction log that exceeds the value set in this parameter was generated while the standby server was stopped, the transaction log may be deleted.

Additionally, setting this parameter requires consideration regarding stabilization of the database multiplexing mode. Refer to "[2.11.1 Tuning to Stabilize the Database Multiplexing Mode](#)" for details.

### Note

The standby server must be rebuilt if the pending transaction log to be transferred to the standby server is lost when the standby server is started after the maintenance task is complete.

Take the action advised in the recovery operation that starts from "[4.1.1.1.3 Identify cause of error and perform recovery](#)" through to "[4.1.1.2 Rebuild the Standby Server](#)".

## 3.9.2 Changing from Single Server Mode to Database Multiplexing Mode

The procedure for switching single server mode to database multiplexing mode for the purposes of high reliability and load distribution of the system is explained below.

This procedure is equivalent to the setup procedure explained in "[Chapter 2 Setting Up Database Multiplexing Mode](#)".

### Note

**If the data storage destination directory name is not comprised of ASCII characters**

Stop the application job and then migrate to a directory with a name that uses only ASCII characters:

1. Stop the database instance on the primary server.
2. Change the name of the data storage destination directory to one that uses only ASCII characters.

### See

When encrypting the storage data, refer to "Database Multiplexing Mode" in the Operation Guide, and then perform the setup for encryption on the primary and standby servers.

1. Install on the arbitration server

Perform this step only if the arbitration server is used for automatic degradation.

Install the Server Assistant on the server where the Mirroring Controller arbitration process is started.

Refer to "Installation" in the Installation and Setup Guide for Server Assistant for information on how to install the Server Assistant.

2. Install on the standby server

Install FUJITSU Enterprise Postgres on the server to be started as the standby server.

Refer to "Installation" in the Installation and Setup Guide for Server for information on how to install FUJITSU Enterprise Postgres.

Use ASCII characters in the data storage destination directory.

3. Stop the application jobs

Stop the application jobs to be connected to the primary server.

4. Change the primary server settings

To allow connections from the server to be started as the standby server, configure the settings in step 2 and thereafter of "[2.4.2 Creating, Setting, and Registering the Primary Server Instance](#)" on the primary server.

5. Set up the arbitration server

Refer to "[2.3 Setting Up the Arbitration Server](#)" for details.

Perform this step only if the arbitration server is used for automatic degradation.

6. Set up database multiplexing mode on the primary server  
Refer to "2.4.1 Setting Up Database Multiplexing Mode on the Primary Server" for details.
7. Set up database multiplexing mode on the standby server  
Refer to "2.5.1 Setting Up Database Multiplexing Mode on the Standby Server" for details.
8. Create the standby server instance and start it  
Refer to "2.5.2 Creating, Setting, and Registering the Standby Server Instance" for details.

After the above steps are completed, refer to the remaining explanations in "Chapter 2 Setting Up Database Multiplexing Mode" and ensure that the required settings and operations are completed.

### 3.9.3 Changing from Database Multiplexing Mode to Single Server Mode

The procedure for stopping database multiplexing mode and changing to single server mode is explained below.

Some tasks must be performed on the database server, and others must be performed on the arbitration server.

The tasks on the arbitration server are required only if the arbitration server is used for automatic degradation.

#### Tasks on the database server

1. Determine the server for which the instance is to be stopped, and switch this server

Determine the server that is to be excluded as the database multiplexing mode target, and for which the instance is to be stopped.

If the server for which the instance is to be stopped is the primary server, execute the `mc_ctl` command in the switch mode to switch the standby server to the primary server.

The standby server after the switch is complete will be the server for which the instance is to be stopped.

If the server for which the instance is to be stopped is the standby server, there is no need to perform the switch operation.

Example)

```
$ mc_ctl switch -M /mcdir/inst1
```

2. Stop Mirroring Controller and the instance, and delete the file resources

On the server that was determined in step 1, execute the `mc_ctl` command in stop mode to stop Mirroring Controller and the instance.

If automatic start and stop of Mirroring Controller has been configured using `systemd`, do not use the `mc_ctl` command, but instead use the `systemctl` command. Refer to "2.12 Setting Automatic Start and Stop of Mirroring Controller and Multiplexed Instances" for details.

Example)

```
$ mc_ctl stop -M /mcdir/inst1
```

Then, delete the following file resources:

- Data storage destination directory
- Mirroring Controller management directory

Example)

```
$ rm -rf /database/inst1
$ rm -rf /mcdir/inst1
```



See

Refer to "Security-Related Notes" in the Operation Guide for details on deleting the data securely.

3. Stop the application jobs

Stop the application jobs to be connected to the primary server.

4. Stop Mirroring Controller and the instance on the primary server

Execute the mc\_ctl command in stop mode on the primary server.

If automatic start and stop of Mirroring Controller has been configured using systemd, do not use the mc\_ctl command, but instead use the systemctl command. Refer to "2.12 Setting Automatic Start and Stop of Mirroring Controller and Multiplexed Instances" for details.

Example)

```
$ mc_ctl stop -M /mcdir/inst1
```

5. Delete the database multiplexing mode settings that were configured for the primary server instance.

Reset the postgresql.conf file parameters to their values before the database multiplexing operation was set.

Delete the file resources from the Mirroring Controller management directory.

If the backup operation was performed, delete the following resources:

- Mirroring Controller management directory backup data obtained in database multiplexing mode
- Instance backup data obtained in database multiplexing mode

Additionally, if the primary\_conninfo parameter is set in the postgresql.auto.conf file, execute the ALTER SYSTEM RESET statement to delete the setting.

Example)

An example execution of the psql command is shown below.

```
postgres=# ALTER SYSTEM RESET primary_conninfo;
```

After these actions are performed, ensure that the backup data is collected when starting the single operation.

 See

- Refer to "Security-Related Notes" in the Operation Guide for details on deleting the data securely.
- Refer to "2.14 Backup Operation" for details on the backup operation.
- Refer to "Appendix A Parameters" for details on the postgresql.conf file parameters.

 Point

In the above procedure, if the postgresql.conf file of the single primary server can be changed by reloading the file, the operation mode can be changed without stopping the application job.

In that case, execute the mc\_ctl command in stop mode with the --mc-only option specified to stop only Mirroring Controller in relation to stopping the primary server.

**Tasks on the arbitration server**

1. Execute the mc\_arb command in stop mode to stop the Mirroring Controller arbitration process.

Example)

```
$ mc_arb stop -M /mcarb_dir/arbiter1
```

2. Delete the Mirroring Controller arbitration process management directory.

Example)



```
$ rm -rf /mcarb_dir/arbiter1
```

### 3.9.4 Changing to Database Multiplexing Mode when the Arbitration Server is Used for Automatic Degradation

This section provides the procedure to change to database multiplexing mode using the Mirroring Controller only on the database server when the arbitration server is used for automatic degradation.

Some tasks must be performed on the database server, and others must be performed on the arbitration server.

#### Tasks on the arbitration server

1. Set up the arbitration server.

Refer to "[2.3 Setting Up the Arbitration Server](#)" for information on how to set up the arbitration server.

#### Tasks on the database server

1. On the server where Mirroring Controller is running, execute the mc\_ctl command in stop mode to stop Mirroring Controller on the primary server and standby server.

Example)

```
$ mc_ctl stop -M /mcdir/inst1 -a --mc-only
```

2. Edit the network.conf file of the primary server and standby server to add the information of the arbitration server.

Refer to "[A.3 Network Configuration File](#)" for details.

The definition example of the network.conf file of the primary server is shown below:

Example)

The IDs of the primary server and standby server are set to "server1" and "server2", and their port numbers are set to "27540" and "27541". The ID of the server of the Mirroring Controller arbitration process is set to "arbiter", and its port number is set to "27541".

```
server1 192.0.2.100,192.0.3.100 27540,27541 server
server2 192.0.2.110,192.0.3.110 27540,27541 server
arbiter 192.0.3.120 27541 arbiter
```

#### Note

- Ensure that the port numbers set for the primary server, standby server, and arbitration server do not conflict with other software. Also do not configure the same segment for the admin network and arbitration network.
- If the server type is "server", two IP addresses or host names, and two port numbers need to be specified in the following order:
  - IP address or host name of the database server used as the admin network
  - IP address or host name of the database server used as the arbitration network
  - Port number of the database server used as the admin network
  - Port number of the database server used as the arbitration network
- If the server type is "arbiter", specify the IP address or host name set for the my\_address parameter and the port number set for the port parameter in arbitration.conf.

3. Edit the `serverIdentifier.conf` file of the primary server and standby server to add parameters required for the operation where the arbitration server is used for automatic degradation.

Refer to "[A.4.1 Server Configuration File for the Database Servers](#)" for information on the parameters required when the arbitration server is used for automatic degradation.

4. On the primary server and standby server, execute the `mc_ctl` command in start mode to start the Mirroring Controller process.

Example)

```
$ mc_ctl start -M /mcdire/inst1 --mc-only
```

#### Common tasks

1. Check the connection status from the database server or arbitration server.

Refer to "[2.8 Checking the Connection Status](#)" for details.

## 3.9.5 Changing Parameters

---

Stop Mirroring Controller before editing the Mirroring Controller server configuration file and network configuration file.

If the Mirroring Controller process crashes or becomes unresponsive, restart is performed automatically by the Mirroring Controller monitoring process, and the configuration file is reloaded. Therefore, if the configuration file was being edited, unintended behavior will occur.

## 3.9.6 Uninstalling in Database Multiplexing Mode

---

This section explains how to uninstall FUJITSU Enterprise Postgres on a server using database multiplexing mode.

Some tasks must be performed on the database server, and others must be performed on the arbitration server.

The tasks on the arbitration server are required only if the arbitration server is used for automatic degradation.

#### Tasks on the database server

1. Stop the multiplexed instances and Mirroring Controller

Refer to "[3.2 Starting and Stopping Mirroring Controller](#)" for information on how to stop the instance.

2. Uninstall FUJITSU Enterprise Postgres

Refer to "Uninstallation" in the Installation and Setup Guide for Server for information on how to uninstall FUJITSU Enterprise Postgres.

#### Tasks on the arbitration server

Refer to "Uninstallation" in the Installation and Setup Guide for Server Assistant, and uninstall the Server Assistant.

# Chapter 4 Action Required when an Error Occurs in Database Multiplexing Mode

This chapter describes the action required if an error occurs in database multiplexing mode.

In database multiplexing mode, when an error is detected, the switch or disconnection of the standby server is performed automatically, so that only the primary server starts degrading. In this case, the recovery tasks will be required for the standby server on which the switch or disconnection was performed.

Other possible cases are as follows:

- When automatic switch fails
- When automatic disconnection fails
- When all servers or instances were stopped

## 4.1 Action Required when Server Degradation Occurs

If the server has started degrading, the recovery tasks will vary depending on whether the cause was the switch (failover or switchover), or the disconnection.

Execute the `mc_ctl status` command in status mode, or refer to the system log, and check if the cause of the server degradation was the switch or the disconnection.

In the example below, the `mc_ctl` command is executed in status mode.

If a switch has occurred, "switched" (the switch is complete and the server is in a degrading state) is displayed for "mirroring status".

Example)

```
$ mc_ctl status -M /mdir/inst1
mirroring status
-----
switched
:
```

If a disconnection has occurred, "not-switchable" (disconnection was performed so the server cannot be switched) is displayed for "mirroring status".

Example)

```
$ mc_ctl status -M /mdir/inst1
mirroring status
-----
not-switchable
:
```



### Note

If Mirroring Controller detects any errors on the server on which operations are continuing during recovery to database multiplexing mode from a degrading operation state, perform the procedure in "4.1.3 Addressing Errors During Degrading Operation", and then recover to database multiplexing mode.

### 4.1.1 Operations when the Server has Started Degrading after a Switch has Occurred

This section explains the operations when the server has started degrading after a switch has occurred.

## Note

---

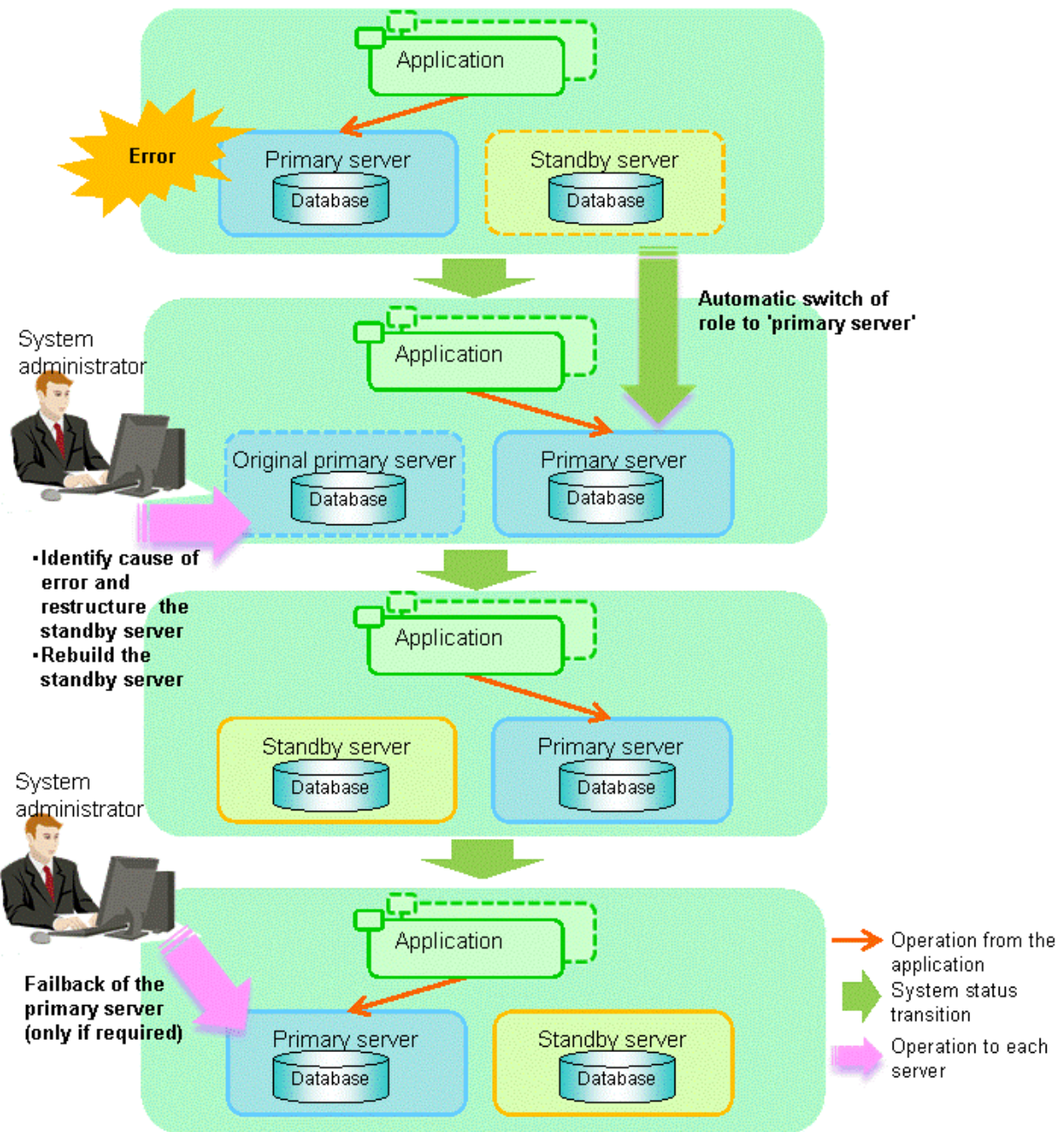
- After a switch has occurred as a result of an abnormality on the primary server, the database will not have a multiplexed configuration until the standby server is rebuilt. Remove the cause of the error as quickly as possible, and then rebuild the standby server.
  - If the reference job was executed on the standby server, and the servers are switched because an error occurred on the primary server, the load is concentrated on the new primary server. Accordingly, pause the reference job on the original standby server, rebuild the original primary server as the new standby server, and then resume the reference job for the new standby server.
  - If the instance on the new primary server is stopped before the original primary server where the error occurred is rebuilt as the new standby server, a split brain occurs at startup from the instance on the original primary server. Therefore, start the instance on the new primary server before rebuilding the standby server.
- 

If the switch occurred and the server has started degrading, perform the following operations to recover the standby server and revert it to its original state:

- [Identify Cause of Error and Restore the Standby Server](#)
- [Rebuild the Standby Server](#)
- [Failback of the Primary Server](#) (only if required)

The flow of these operations is shown in the figure below.

Figure 4.1 Flow of operations



#### 4.1.1.1 Identify Cause of Error and Restore the Standby Server

Perform the recovery according to the following procedure:

1. [Stop Mirroring Controller](#)
2. [Recovery of the Mirroring Controller management directory](#)
3. [Identify cause of error and perform recovery](#)

##### 4.1.1.1.1 Stop Mirroring Controller

Execute the `mc_ctl` command in stop mode for the original primary server on which the error occurred.

If automatic start and stop of Mirroring Controller has been configured using `systemd`, do not use the `mc_ctl` command, but instead use the `systemctl` command. Refer to "[2.12 Setting Automatic Start and Stop of Mirroring Controller and Multiplexed Instances](#)" for details.

Example)

```
$ mc_ctl stop -M /mcdir/inst1
```

This also stops the instance that is required to perform the recovery.



If the instance does not stop, refer to "Actions in Response to Failure to Stop an Instance" in the Operation Guide, and then stop the instance. Then, specify the `-e` option in the above command to forcibly stop Mirroring Controller.

#### 4.1.1.1.2 Recovery of the Mirroring Controller management directory

Copy the files in the Mirroring Controller management directory from the backup data, and then perform the recovery.

#### 4.1.1.1.3 Identify cause of error and perform recovery

Refer to the system log of the primary server and the standby server to identify the cause of the error, and then perform recovery.

The following commands can be used to recover a standby server. Select depending on the recovery and the situation.

- `pg_basebackup`

Creates a copy of all resources of the primary server instance.

- `pg_rewind`

Creates a copy of only the updated files on the new primary server. For this reason, if this command is used to incorporate a new standby server, recovery time can be shortened. To use this command to build the original primary server as a new standby server, at least one of the following must be met:

- a. Checksums were enabled when an instance was created, or
- b. The `wal_log_hints` parameter of `postgresql.conf` was enabled when an instance was started.

Additionally, `full_page_writes` must be enabled, which is its default value.



- Refer to "pg\_basebackup" in "Reference" in the PostgreSQL Documentation for information on the `pg_basebackup` command.
- Refer to "pg\_rewind" in "Reference" in the PostgreSQL Documentation for information on the `pg_rewind` command.

The example below executes the `pg_rewind` command to perform recovery by synchronizing data on the original primary server with the new primary server.

1. Wait for the application of unapplied update transaction logs on the new primary server.

Execute the SQL below on the new primary server, and wait until the result is false.

```
# select pg_is_in_recovery();
```

Example)

```
$ psql -h hostNameOfNewPrimaryServer -p portNumOfNewPrimaryServer -d dbName -c "select pg_is_in_recovery();"
```

Any database can be connected to.

## Note

If the `pg_rewind` command is executed immediately after promotion of the new primary server, the processing in steps 1 and 2 is required. If update-type SQL can be executed on the new primary server and checkpoint processing is executed after promotion, the processing in steps 1 and 2 will not be necessary.

### 2. Update the timeline ID.

Execute checkpoint processing, and update the timeline ID.

```
$ psql -h hostNameOfNewPrimaryServer -p portNumOfNewPrimaryServer -d dbName -c "checkpoint;"
```

Any database can be connected to.

### 3. Create a copy of the new primary server instance in the original primary server (new standby server).

Execute the `pg_rewind` command to synchronize the new standby server data with the new primary server.

Example)

```
$ pg_rewind -D /database/inst1 -R --source-server='user=userName host=newPrimaryServerHostName  
port=newPrimaryServerPortNumber dbname=dbName application_name=newStandbyServerName'
```

## Note

- Use the `pg_rewind` command with the `-R` option to create a `standby.signal` file. If you do not create the `standby.signal` file, the Mirroring Controller cannot be started as a standby server.
- If using a method that requires password authentication for connections to the primary server, you will need to ensure that authentication is performed automatically. If the `-R` option is specified for the `pg_rewind` command and the password parameter is specified for the `--dbname` option, the `pg_rewind` command will set the password in the `primary_conninfo` parameter in `postgresql.auto.conf` file, enabling connections to be performed automatically.  
  
If a password is not set in the `primary_conninfo` parameter in `postgresql.auto.conf` file, it will be necessary to create a `.pgpass` file in the home directory of the instance administrator user, and specify a password for the replication database.
- If you need to set a connection string other than host, port and `application_name`, include it in the setting of the `primary_conninfo` parameter.
- The `primary_conninfo` parameter should not be set in the `postgresql.conf` file, but only in the `postgresql.auto.conf` file using the `pg_rewind` command.

### 4. Specify parameters in the `postgresql.conf` file of the original primary server (new standby server).

Set the parameters required for the standby server in `postgresql.conf`.

Refer to "[Table 2.4 Parameters](#)" for information on the parameters to set in `postgresql.conf`.

## See

- Refer to "Hot Standby" in the PostgreSQL Documentation for details on the `standby.signal` file.
- Refer to "Setting Up a Standby Server" in the PostgreSQL Documentation for details on the `primary_conninfo`.

## Note

A new timeline is branched for the new primary server due to promotion, so 'latest' needs to be specified for the `recovery_target_timeline` parameter so that the old primary server (new standby server) follows the new primary server.



### 4.1.1.2 Rebuild the Standby Server

The starting of the recovered original primary server as the standby server is referred to as the "standby server rebuild".

On the original primary server, start Mirroring Controller and the instance.

#### Enabling automatic switch/disconnection

As the instance administrator user, execute the `mc_ctl` command in start mode.

Example)

```
$ mc_ctl start -M /mcdir/inst1
```

#### Disabling automatic switch/disconnection

As the instance administrator user, execute the `mc_ctl` command in start mode with the `-F` option specified.

Example)

```
$ mc_ctl start -M /mcdir/inst1 -F
```



#### Point

After Mirroring Controller is started, automatic switch/disconnection can be enabled or disabled using the `enable-failover` or `disable-failover` mode of the `mc_ctl` command.

### 4.1.1.3 Failback of the Primary Server

To revert the primary server and standby server to the original server configuration after rebuilding the standby server, perform failback for the primary server.

Do this to execute the main job on the previous primary server.

Perform the following procedure:

#### 1. Failback of the primary server

Execute the `mc_ctl` command in switch mode on the primary server or the standby server.

Example)

```
$ mc_ctl switch -M /mcdir/inst1
```

After executing the `mc_ctl` command in switch mode, the status will be as follows:

Example)

```
$ mc_ctl status -M /mcdir/inst1
mirroring status
-----
switched
server_id  host_role                host          host_status  db_proc_status  disk_status
-----
server1    primary                  192.0.2.100  normal      abnormal(postmaster) normal
server2    none(inactivated primary) 192.0.2.110  normal      abnormal(postmaster) normal
```

#### 2. Stop the original primary server

On the original primary server, execute the `mc_ctl` command in stop mode to stop Mirroring Controller and the instance.

If automatic start and stop of Mirroring Controller has been configured using `systemd`, do not use the `mc_ctl` command, but instead use the `systemctl` command. Refer to "2.12 Setting Automatic Start and Stop of Mirroring Controller and Multiplexed Instances" for details.

Example)



```
$ mc_ctl stop -M /mcdir/inst1
```

3. Create a copy of the new primary server instance in the original primary server (new standby server)

Execute the `pg_basebackup` command to create data in the new standby server by synchronizing with the new primary server.

Example)

```
$ pg_basebackup -D /database/inst1 -X fetch --waldir=/transaction/inst1 --progress --verbose -R  
--dbname='application_name=standbyServerName' -h primaryServerHostName -p  
primaryServerPortNumber
```



The procedure for copying the new primary server instance to the new standby server is the same as the procedure for setting up the new standby server.

Refer to "2.5.2 Creating, Setting, and Registering the Standby Server Instance", and then perform the recovery.

4. Rebuild the standby server

On the standby server, start Mirroring Controller and the instance.

Enabling automatic switch/disconnection

As the instance administrator user, execute the `mc_ctl` command in start mode.

Example)

```
$ mc_ctl start -M /mcdir/inst1
```

Disabling automatic switch/disconnection

As the instance administrator user, execute the `mc_ctl` command in start mode with the `-F` option specified.

Example)

```
$ mc_ctl start -M /mcdir/inst1 -F
```



After Mirroring Controller is started, automatic switch/disconnection can be enabled or disabled using the `enable-failover` or `disable-failover` mode of the `mc_ctl` command.

## 4.1.2 Operations when the Server has Started Degrading after a Disconnection has Occurred

This section explains the operations when the server has started degrading after a disconnection has occurred.



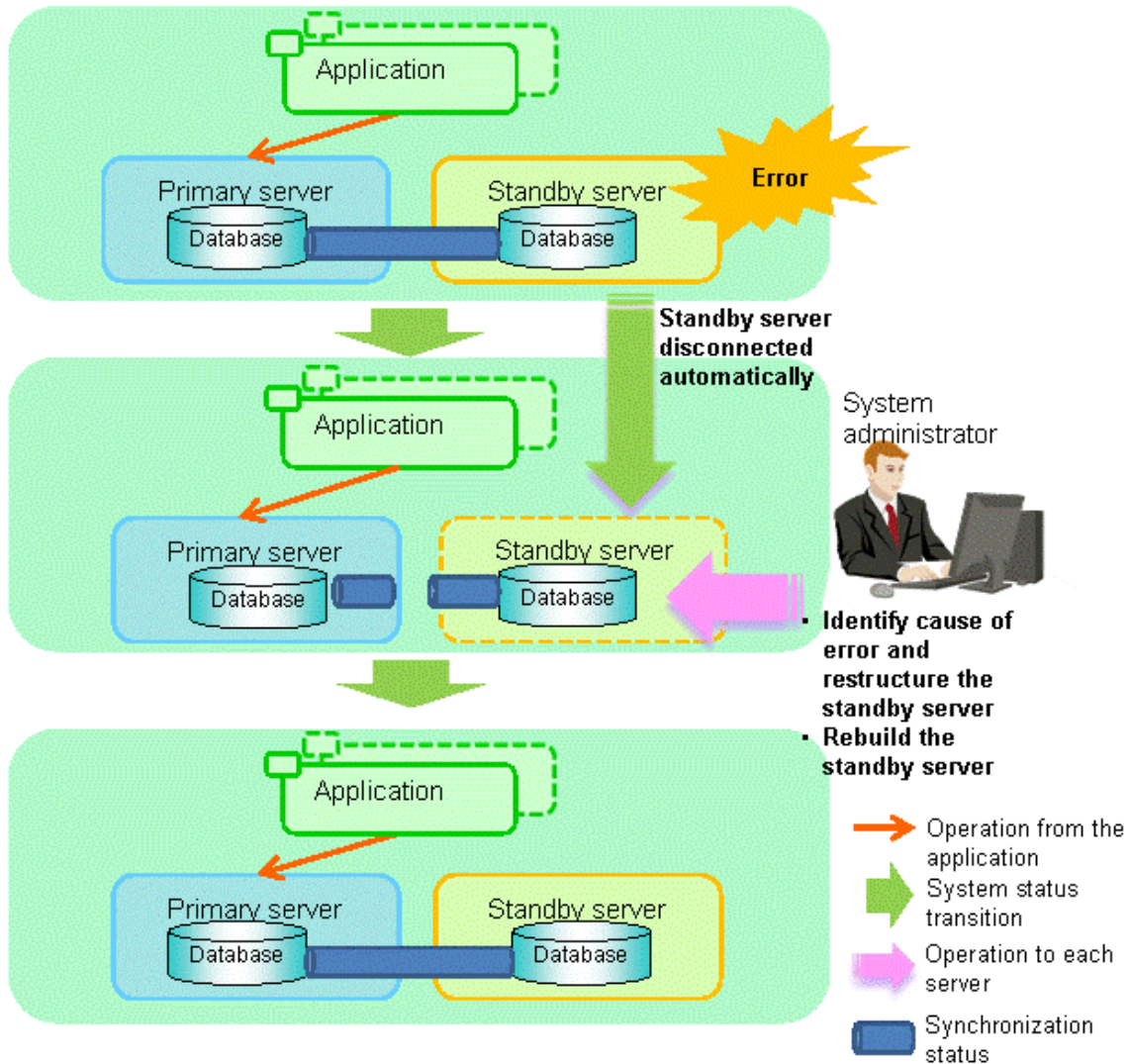
After a disconnection has occurred as a result of an abnormality on the standby server, the database will not have a multiplexed configuration until the standby server is rebuilt. Remove the cause of the error as quickly as possible, and then rebuild the standby server.

If the disconnection occurred and the server has started degrading, perform the following operations to recover the standby server and revert it to its original state:

- [Identify Cause of Error and Restore the Standby Server](#)
- [Rebuild the Standby Server](#)

The flow of these operations is shown in the figure below.

Figure 4.2 Flow of operations



#### 4.1.2.1 Identify Cause of Error and Restore the Standby Server

Perform the recovery according to the following procedure:

1. [Stop Mirroring Controller](#)
2. [Recovery of the Mirroring Controller management directory](#)
3. [Identify cause of error and perform recovery](#)

##### 4.1.2.1.1 Stop Mirroring Controller

Execute the `mc_ctl` command in stop mode for the standby server on which the error occurred.

If automatic start and stop of Mirroring Controller has been configured using `systemd`, do not use the `mc_ctl` command, but instead use the `systemctl` command. Refer to "2.12 Setting Automatic Start and Stop of Mirroring Controller and Multiplexed Instances" for details.

Example)

```
$ mc_ctl stop -M /mdir/inst1
```

This also stops the instance that is required to perform the recovery.

### Note

If the instance does not stop, refer to "Actions in Response to Failure to Stop an Instance" in the Operation Guide, and then stop the instance. Then, specify the `-e` option in the above command to forcibly stop Mirroring Controller.

#### 4.1.2.1.2 Recovery of the Mirroring Controller management directory

Copy the files in the Mirroring Controller management directory from the backup data, and then perform the recovery.

#### 4.1.2.1.3 Identify cause of error and perform recovery

Refer to the system logs of the primary server and the standby server to identify the cause of the error, and then perform recovery.

Execute the `pg_basebackup` command to perform recovery by synchronizing data in the primary server with the standby server.

Example)

```
$ pg_basebackup -D /database/inst1 -X fetch --waldir=/transaction/inst1 --progress --verbose -R --  
dbname='application_name=standbyServerName' -h primaryServerHostName -p primaryServerPortNumber
```

### See

This recovery procedure is the same as the procedure for setting up the standby server.

Refer to "2.5.2 Creating, Setting, and Registering the Standby Server Instance", and then perform the recovery.

#### 4.1.2.2 Rebuild the Standby Server

Start the Mirroring Controller and the instance of the standby server, and rebuild the standby server.

##### Enabling automatic switch/disconnection

As the instance administrator user, execute the `mc_ctl` command in start mode.

Example)

```
$ mc_ctl start -M /mcdir/inst1
```

##### Disabling automatic switch/disconnection

As the instance administrator user, execute the `mc_ctl` command in start mode with the `-F` option specified.

Example)

```
$ mc_ctl start -M /mcdir/inst1 -F
```

### Point

After Mirroring Controller is started, automatic switch/disconnection can be enabled or disabled using the `enable-failover` or `disable-failover` mode of the `mc_ctl` command.

### 4.1.3 Addressing Errors During Degrading Operation

This section explains how to address errors that may occur on the server on which operation is continuing during degrading operation triggered by a switch or disconnection.

## If needing to recover from backup data

If it is necessary to recover the database using backup data due to data becoming corrupted from disk failure or user operation error, refer to the following for information on recovery to database multiplexing mode:

- [Action Required when All Database Servers or Instances Stopped](#)
- [Recovering from an Incorrect User Operation](#)

## If a temporary error occurs

If a temporary error occurs, such as due to a high load on the server or insufficient system resources, remove the cause of the error and restart Mirroring Controller, and then refer to the following for details on recovery to database multiplexing mode:

- [Operations when the Server has Started Degrading after a Switch has Occurred](#)
- [Operations when the Server has Started Degrading after a Disconnection has Occurred](#)



See

Refer to "[3.2 Starting and Stopping Mirroring Controller](#)" for information on restarting Mirroring Controller.

## 4.2 Action Required when Automatic Switch Fails

---

If the system behavior is unstable, for example there are insufficient temporary system resources, the Mirroring Controller automatic switch may fail.

Perform the switch manually using one of the following methods:

- Refer to the procedures in "[3.4 Manually Switching the Primary Server](#)".
- In the standby server, execute the `mc_ctl` command in switch mode with the `-force` option specified to forcibly perform the switch.

Example)

```
$ mc_ctl switch -M /mdir/inst1 --force
```



Point

- Even if connection cannot be established between database servers, it is possible to fence the primary server and forcibly switch by executing the `mc_ctl` command in switch mode with the `--force` option specified.
- The primary server is not fenced in the cases below, so stop Mirroring Controller and instances of the primary server database in advance:
  - The `--no-fencing` option is specified when performing forced switch.
  - The `heartbeat_error_action` parameter in `serverIdentifier.conf` is set to "message" and the fencing command is not configured to be used (the `fencing_command` parameter is omitted in `serverIdentifier.conf`).
  - The `heartbeat_error_action` parameter in `serverIdentifier.conf` is set to "fallback".



See

### Recovery to database multiplexing mode

Refer to "[4.1.1.2 Rebuild the Standby Server](#)" and "[4.1.1.3 Failback of the Primary Server](#)" for information on recovery to database multiplexing mode.

## 4.3 Action Required when Automatic Disconnection Fails

---

If the system behavior is unstable, for example there are insufficient system resources such as available memory or free disk space, automatic disconnection using Mirroring Controller may not be possible.

Perform the disconnection manually using one of the following methods:

- Refer to the procedures in "[3.5 Manually Disconnecting the Standby Server](#)".
- In the primary server, execute the `mc_ctl` command in detach mode to perform forced disconnection.

Example )

```
$ mc_ctl detach -M /mcdiir/inst1
```

### Point

---

- Even if connection cannot be established between database servers, it is possible to fence the standby server and forcibly disconnect by executing the `mc_ctl` command in detach mode.
  - In the cases below, stop Mirroring Controller and instances of the standby server database in advance so that the standby server is not fenced:
    - The `--no-fencing` option is specified when performing forced disconnection.
    - The `heartbeat_error_action` parameter in `serverIdentifier.conf` is set to "message" and the fencing command is not configured to be used (the `fencing_command` parameter is omitted in `serverIdentifier.conf`).
    - The `heartbeat_error_action` parameter in `serverIdentifier.conf` is set to "fallback".
- 

### See

---

#### Recovery to database multiplexing mode

Refer to "[4.1.2.2 Rebuild the Standby Server](#)" for information on recovery to database multiplexing mode.

---

## 4.4 Action Required when All Database Servers or Instances Stopped

---

This section explains what happens when all database servers or instances on the database server have stopped, so jobs cannot continue.

### See

---

#### Recovery to database multiplexing mode

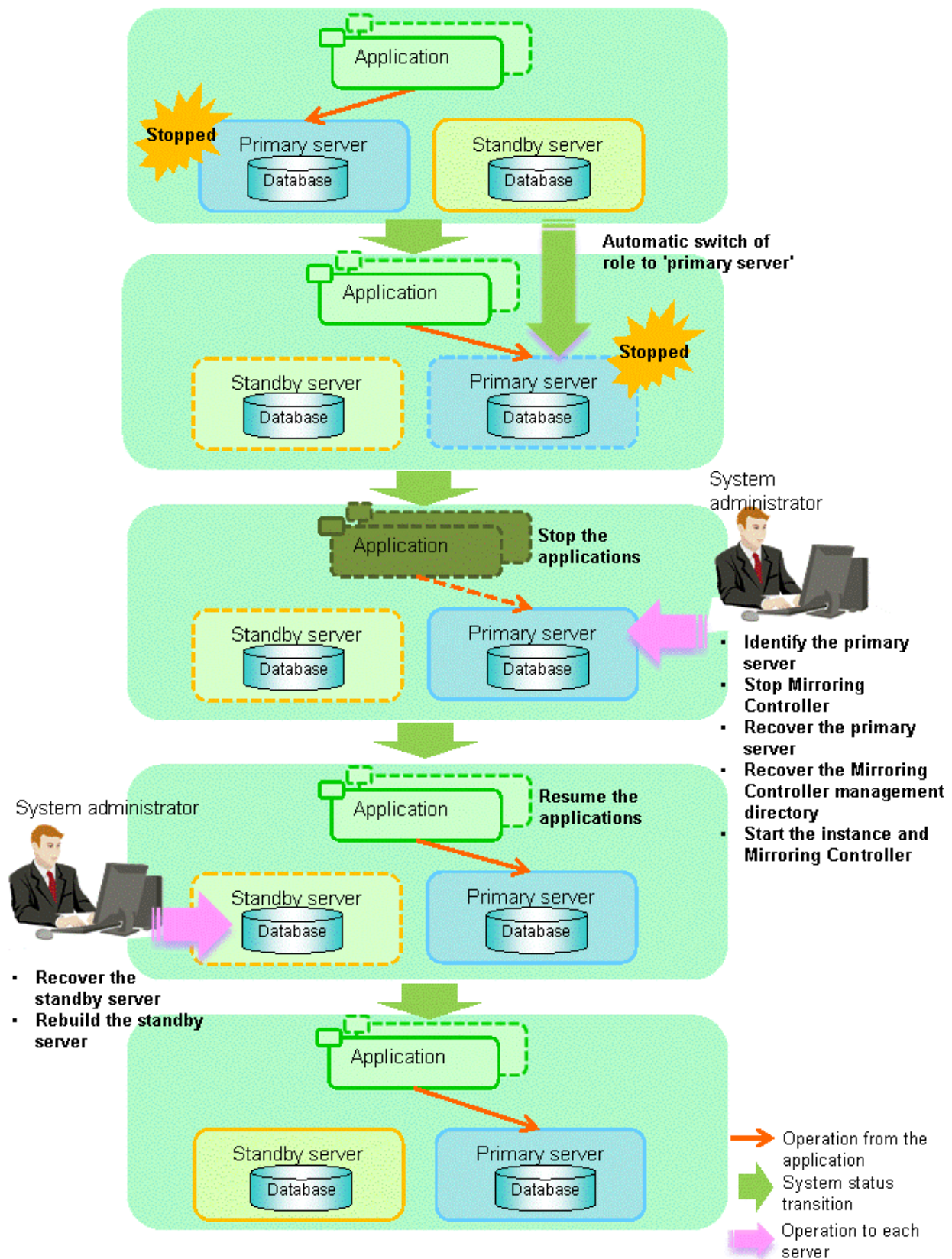
Refer to "[4.1.1.2 Rebuild the Standby Server](#)" and "[4.1.1.3 Failback of the Primary Server](#)" for information on recovery to database multiplexing mode.

---

The flow of these recovery operations is shown in the figure below.



Figure 4.3 Flow of operations



Perform the following procedure:

1. Stop the applications  
Stop the applications from running.

## 2. Identify the primary server

Use one of the following methods to identify the primary server that was running before the servers or instances stopped:

- Refer to the system log on each server and identify the server where the following message was output.

Message:

```
MirroringControllerOpen[30017]: LOG: promotion processing completed (MCA00062)
```

- On each server, execute the `mc_ctl` command in status mode to search the servers for which "none(inactivated primary)" is displayed.

## 3. Stop Mirroring Controller on the primary server

Execute the `mc_ctl` command in stop mode on the primary server.

If automatic start and stop of Mirroring Controller has been configured using `systemd`, do not use the `mc_ctl` command, but instead use the `systemctl` command. Refer to "[2.12 Setting Automatic Start and Stop of Mirroring Controller and Multiplexed Instances](#)" for details.

Example)

```
$ mc_ctl stop -M /mdir/inst1
```



### Forcibly stopping Mirroring Controller

If Mirroring Controller does not stop, specify the `-e` option in the stop mode of the `mc_ctl` command and then execute the command.

Example)

```
$ mc_ctl stop -M /mdir/inst1 -e
```

## 4. Recover the primary server

First, refer to "Actions when an Error Occurs" in the Operation Guide, and then identify the cause of the error and perform recovery.

Next, recover the primary server using the recovery method that uses the `pgx_rcvall` command based on the backup data.

If the backup operation was performed using the `pgx_dmpall` command based on the instructions in "[2.14.2 Database Backup Operation](#)", perform the following procedure for the recovery:

- Perform the following operations on both the primary server and the standby server, and check the server containing the backup data and the archive log that show the latest date.
  - Execute the `pgx_rcvall` command with the `-l` option specified and identify the backup data that shows the latest date.
  - Identify the archive log that shows the latest date, as shown below.

Example)

```
$ ls -ltr backupDataStorageDir/*_wal
```

- If the latest backup data exists on the standby server, copy (\*1) the backup data and overwrite (\*2) it to each backup storage destination directory on the primary server.
- If the latest archive log and transaction log file exist on the standby server, copy (\*1) the archive log and overwrite (\*2) it to the backup storage destination directory on the primary server.
- Execute the `pgx_rcvall` command on the primary server, specifying the backup storage destination directory of the primary server.

## Note

\*1: The backup data may contain a symbolic link, so copy the backup data so that the symbolic link is not converted to an ordinary file (with the tar command, for example).

\*2: If you can save a copy of the backup storage destination directory, do so without overwriting it.

## See

Refer to "Actions when an Error Occurs" in the Operation Guide for information on the `pgx_rcvall` command.

### 5. Recover the Mirroring Controller management directory

Copy the files in the Mirroring Controller management directory from the backup data, and then perform the recovery.

### 6. Start the primary server instance and Mirroring Controller

#### Enabling automatic switch/disconnection

As the instance administrator user, execute the `mc_ctl` command in start mode.

Example)

```
$ mc_ctl start -M /mcdir/inst1
```

#### Disabling automatic switch/disconnection

As the instance administrator user, execute the `mc_ctl` command in start mode with the `-F` option specified.

Example)

```
$ mc_ctl start -M /mcdir/inst1 -F
```

## Point

After Mirroring Controller is started, automatic switch/disconnection can be enabled or disabled using the `enable-failover` or `disable-failover` mode of the `mc_ctl` command.

### 7. Resume applications

Resume the applications.

### 8. Stop Mirroring Controller on the standby server

Execute the `mc_ctl` command in stop mode on the standby server.

If automatic start and stop of Mirroring Controller has been configured using `systemd`, do not use the `mc_ctl` command, but instead use the `systemctl` command. Refer to "[2.12 Setting Automatic Start and Stop of Mirroring Controller and Multiplexed Instances](#)" for details.

Example)

```
$ mc_ctl stop -M /mcdir/inst1
```

### 9. Recover the standby server

Refer to "[2.5.2 Creating, Setting, and Registering the Standby Server Instance](#)", and then recover (set up) the standby server from the primary server.

### 10. Rebuild the standby server

On the standby server, start Mirroring Controller and the instance.



### Enabling automatic switch/disconnection

As the instance administrator user, execute the `mc_ctl` command in start mode.

Example)

```
$ mc_ctl start -M /mcdir/inst1
```

### Disabling automatic switch/disconnection

As the instance administrator user, execute the `mc_ctl` command in start mode with the `-F` option specified.

Example)

```
$ mc_ctl start -M /mcdir/inst1 -F
```



After Mirroring Controller is started, automatic switch/disconnection can be enabled or disabled using the `enable-failover` or `disable-failover` mode of the `mc_ctl` command.

## 4.5 Recovering from an Incorrect User Operation

This section describes how to recover an instance when data has been corrupted due to incorrect user operation.

For example, when data has been corrupted due to incorrect user operation, such as data being unintentionally changed or deleted by an application or command, it is necessary to restore the original data on the primary server and resynchronize with the standby server.

Use the following procedure to perform recovery.

1. Identify the primary server

Execute the `mc_ctl` command in status mode on each server, and search for a server for which "primary" or "none(inactivated primary)" is displayed.

2. Stop the applications and commands that caused the incorrect operation to occur

Stop applications and commands that are running on the primary server. This will minimize the impact caused by the incorrect data.

Also, if any applications used for reference by the standby server are running, stop them too.

3. Stop the instance and Mirroring Controller

Stop the instance and Mirroring Controller on both the primary server and standby server.

Example)

```
$ mc_ctl stop -a -M /mcdir/inst1
```

4. Recover the database on the primary server

Recover the database using the recovery method in which the `pgx_rcvall` command uses the backup data to recover the database to a restore point prior to the time when the incorrect operation was performed.



Refer to "Recovering from an Incorrect User Operation" in the Operation Guide for information on using the `pgx_rcvall` command to recover the database to a restore point, and then perform only the database recovery procedure while the instance is in a stop state.

5. Start the instance and Mirroring Controller

Start the instance and Mirroring Controller on the primary server.

### Enabling automatic switch/disconnection

As the instance administrator user, execute the `mc_ctl` command in start mode.

Example)

```
$ mc_ctl start -M /mdir/inst1
```

#### Disabling automatic switch/disconnection

As the instance administrator user, execute the mc\_ctl command in start mode with the -F option specified.

Example)

```
$ mc_ctl start -M /mdir/inst1 -F
```

#### Point

After Mirroring Controller is started, automatic switch/disconnection can be enabled or disabled using the enable-failover or disable-failover mode of the mc\_ctl command.

#### 6. Build the new standby server

Refer to "[2.5 Setting Up the Standby Server](#)" for information on building (setting up) a standby server from the primary server.

# Chapter 5 Managing Mirroring Controller Using WebAdmin

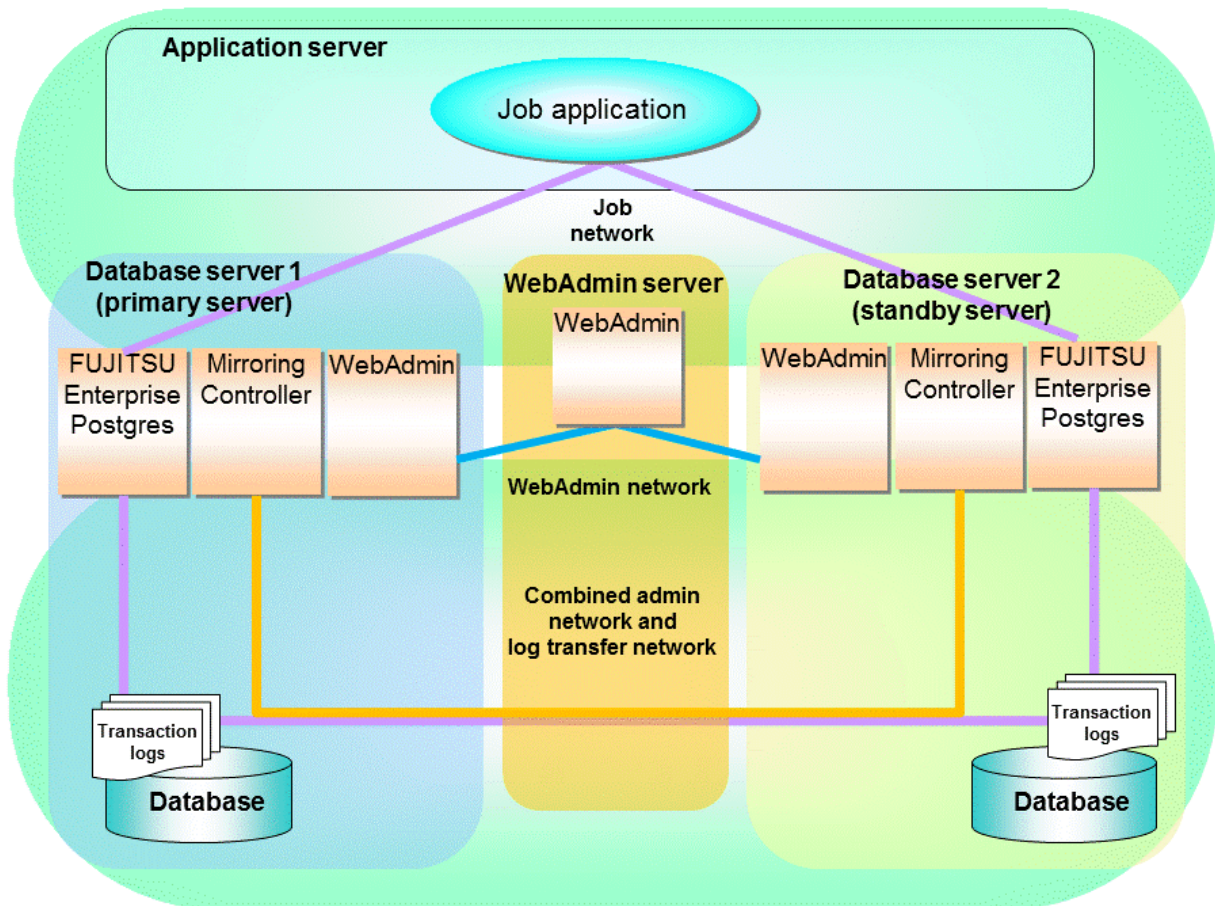
This chapter describes how to set up and manage Mirroring Controller in a streaming replication cluster using WebAdmin.

Mirroring Controller can be used to monitor a streaming replication cluster and perform automatic switching or disconnect synchronous replication when there is an error.

WebAdmin can be used to set up Mirroring Controller in an existing replication cluster. Mirroring Controller can be set up for either synchronous standby instances or asynchronous standby instances.

The configuration of the database multiplexing system built using WebAdmin is shown below:

Figure 5.1 Configuration of database multiplexing operation system using WebAdmin



## Point


- If Mirroring Controller is set up to the replication cluster using WebAdmin, the network with the host name (or IP address) specified in [Host name] will be used as the admin network and the log transfer network.
- To use a network other than the job network as the log transfer network, before building the replication cluster specify a host name other than the job network one in [Host name].

## Note

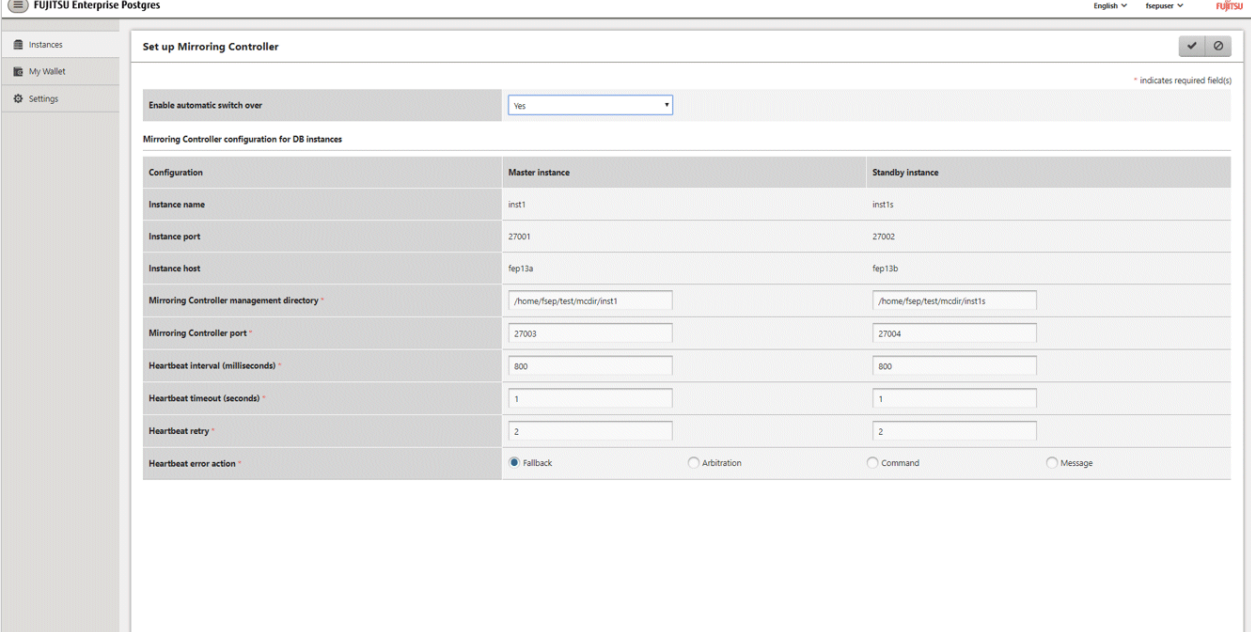
If you set up the arbitration server using WebAdmin, install WebAdmin on the arbitration server.

## 5.1 Mirroring Controller Setup

Perform the following procedure to set up Mirroring Controller in a streaming replication cluster.

1. In the [Instances] tab, select the standby instance on which Mirroring Controller needs to be set up.
2. Click .
3. Enter the information for the Mirroring Controller to be set up.

In the example below, Mirroring Controller is being set up for the replication cluster having master instance "inst1" and standby instance "inst1s".



| Configuration                             | Master instance   | Standby instance            |
|---|---|-----------------------------|
| Instance name                             | inst1   | inst1s                      |
| Instance port                             | 27001   | 27002                       |
| Instance host                             | fep13a  | fep13b                      |
| Mirroring Controller management directory | /home/fep/test/mcdir/inst1  | /home/fep/test/mcdir/inst1s |
| Mirroring Controller port                 | 27003   | 27004                       |
| Heartbeat interval (milliseconds)         | 800   | 800                         |
| Heartbeat timeout (seconds)               | 1   | 1                           |
| Heartbeat retry                           | 2   | 2                           |
| Heartbeat error action                    | <input checked="" type="radio"/> Fallback <input type="radio"/> Arbitration <input type="radio"/> Command <input type="radio"/> Message |                             |

The instance name, host address and port of the master and standby instances are displayed for easy reference.

Enter the following items on master instance and on standby instance fields for Mirroring Controller setup, as shown in the above screenshot:

- [Enable automatic switch over]: Toggles the automatic switch/disconnection functionality. Select "Yes". The default is "No".
- [Mirroring Controller management directory]: Directory where the Mirroring Controller configuration files will be stored. When the [Mirroring Controller management directory] is entered, WebAdmin will search the Mirroring Controller configuration files in the entered directory based on the [Data storage path] of the corresponding DB instance. If Mirroring Controller configuration files are found, the Mirroring Controller fields will be auto filled.
- [Mirroring Controller port]: Port number of Mirroring Controller.
- [Heartbeat interval (milliseconds)]: Number of milliseconds between two consecutive heartbeat checks. The default is "800".
- [Heartbeat timeout (seconds)]: Number of seconds for the heartbeat timeout. The default is "1".
- [Heartbeat retry]: Number of retries for heartbeat monitoring, before failover occurs. The default is "2".
- [Heartbeat error action]: Operation when a heartbeat abnormality is detected. The default is "Fallback".

When using FUJITSU Enterprise Postgres 11 and 12 instance created with previous versions, the instances will be in compatibility mode, and the "Fallback" is preselected and cannot be changed in the [Heartbeat error action] for Mirroring Controller setup.

When the [Heartbeat error action] is set to "Arbitration", the following extra items are displayed:

- [Arbitration network IP address]: IP address of the arbitration network.

- [Mirroring Controller Arbitration port]: Port number of Mirroring Controller for communicating with the arbitration server.

The [Arbitration server configuration] section is also displayed with the following items. The [Arbitration server configuration] will not be auto filled.

- [Location]: Location of the arbitration server. "Local" or "Remote" can be selected depending on your configuration.

If the arbitration server and WebAdmin server are located on the same server, you can select "Local" and the following items are displayed:

- [Arbitration management directory]: Directory where the arbitration server configuration files will be stored.
- [Arbitration server host or IP address]: Host name or IP address of the arbitration server.
- [Arbitration process port]: Port number for the arbitration process.
- [Fencing command]: Full path of the fencing command that fences a database server when an abnormality is detected.

If "Remote" is set for the item, the items below are displayed in addition to the above items.

- In the [Arbitration server configuration] section, [Operating system credential] is displayed where you can enter the following information:

[User name]: User name to access the arbitration server.

[Password]: Password to access the arbitration server.

- In the [Remote WebAdmin for Arbitration server] section, the following items are displayed:

[Remote WebAdmin address]: IP address of the remote WebAdmin installed on the arbitration server.

[Remote WebAdmin port]: Port number for the WebAdmin installed on the arbitration server.

When the [Heartbeat error action] is set to "Command", the following extra items are displayed:

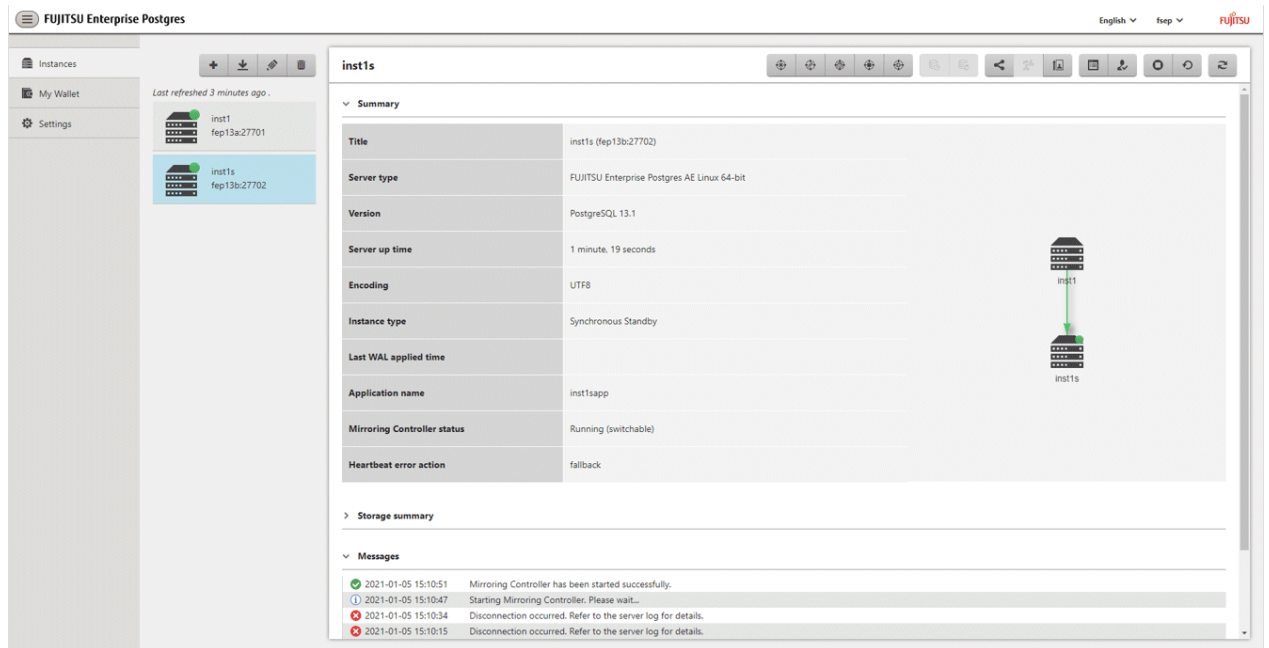
- [Arbitration command]: Full path of the arbitration command to be executed when an abnormality is detected.
- [Fencing command]: Full path of the fencing command that fences a database server when an abnormality is detected.

4. Click  to set up Mirroring Controller.



5. Upon successful completion, Mirroring Controller will be started on master and standby instances.

In the [Instances] tab, select standby instance. The page below is displayed, in which you can check the Mirroring Controller status. In the example below, standby instance "inst1s" is used.



After the Mirroring Controller has been set up,  ([Edit Mirroring Controller] button) and  ([Mirroring Controller Configuration] button) are available.

When the [Heartbeat error action] is "Arbitration", the following information is displayed: whether the arbitration status is "online" or "offline", the arbitration server IP address and the arbitration process port.



### Note

Operating system credential (User name, Password) should not contain hazardous characters. Refer to "[Appendix E WebAdmin Disallow User Inputs Containing Hazardous Characters](#)".

## 5.2 Edit Mirroring Controller Setup

Settings made in "[5.1 Mirroring Controller Setup](#)" can be updated in either the master instance or a standby instance using WebAdmin.

Perform the following procedure to edit Mirroring Controller configuration:

1. In the [Instances] tab, select the instance for which the Mirroring Controller configuration is to be edited.
2. Click .
3. Enter the information for the Mirroring Controller to be updated. Refer to "[5.1 Mirroring Controller Setup](#)".
4. Click  to update the Mirroring Controller.
5. Upon successful completion, Mirroring Controller will be started on master and standby instances.



Editing and saving the [Edit Mirroring Controller] page will reset all other settings that are not listed on this page to default values.

## 5.3 Mirroring Controller Configuration

---

The information related to Mirroring Controller monitoring and control (refer to "[A.4.1 Server Configuration File for the Database Servers](#)") and the information related to arbitration and control of the Mirroring Controller arbitration process (refer to "[A.4.2 Arbitration Configuration File](#)") can be set using WebAdmin. You can view and update the configuration on either the master instance or the standby instance.

Perform the following procedure:

1. In the [Instances] tab, select the instance for the Mirroring Controller configuration you want to view.
2. Click  to view the Mirroring Controller configuration.
3. Click  to show the editing page for the Mirroring Controller configuration. The Mirroring Controller configurations defined during [Mirroring Controller Setup] are read-only on this page. Refer to "[5.1 Mirroring Controller Setup](#)".

Additionally, refer to the "[Appendix A Parameters](#)" for information about the settings and the corresponding parameter names.

The items common to all [Heartbeat error action] are:

- Target DB
- Core file path
- Syslog facility
- Syslog identity
- Remote call timeout (milliseconds)
- Agent alive timeout (seconds)
- DB instance check interval (milliseconds)
- DB instance check timeout (seconds)
- DB instance check retry
- DB instance timeout action
- Disk check interval (milliseconds)
- Disk check retry
- Tablespace directory error action
- Post-switch command
- Post-promote command  
(Post-promote command is replaced in FUJITSU Enterprise Postgres 12. The Post-promote command is still valid and will be displayed when it is used in the server configuration file of Mirroring Controller.)
- Post-attach command
- Pre-detach command
- State transition command timeout (seconds)
- Check synchronous standby names validation

When the [Heartbeat error action] is set to "Arbitration", the following extra items are displayed:

- Arbitration timeout (seconds)
- Arbiter alive interval (milliseconds)
- Arbiter alive retry
- Arbiter alive timeout (seconds)
- Arbiter connect interval (milliseconds)

- Arbiter connect timeout (seconds)
- Fencing command
- Fencing command timeout (seconds)
- Shutdown detached synchronous standby

When the [Heartbeat error action] is set to "Arbitration", the [Arbitration server configuration] section is displayed with the following items:

- Core file path
- Syslog facility
- Syslog identity
- Fencing command timeout (seconds)
- Heartbeat interval (milliseconds)
- Heartbeat timeout (seconds)
- Heartbeat retry

When the [Heartbeat error action] is set to "Command", the following extra items are available:


- Fencing command timeout (seconds)
- Arbitration command timeout (seconds)
- Shutdown detached synchronous standby

When the [Heartbeat error action] is set to "Message", the following extra items are available:

- Fencing command
- Fencing command timeout (seconds)

In addition, the following configurations are provided:

- DB instance JDBC connection SSL parameters
- DB instance libpq connection SSL parameters


4. Click  to update the Mirroring Controller configurations.

## 5.4 Stopping Mirroring Controller

---

Mirroring Controller can be stopped either in master instance or in standby instance using WebAdmin.

Perform the following procedure to stop Mirroring Controller.

1. In the [Instances] tab, select the instance where to stop Mirroring Controller.
2. Click .
3. In the confirmation dialog box, click [Yes].

Mirroring Controller will be stopped on the selected instance. The Mirroring Controller status will be updated, and a confirmation message entry will be displayed in the [Message] section.




## 5.5 Starting Mirroring Controller

---

Mirroring Controller can be started either in master instance or in standby instance using WebAdmin.

Perform the following procedure to start Mirroring Controller.

1. In the [Instances] tab, select the instance where to start Mirroring Controller.
2. Click .
3. In the confirmation dialog box, select the desired failover mode, and then click [Yes].


Mirroring Controller will be started on the selected instance. The Mirroring Controller status will be updated, and a confirmation message entry will be displayed in the [Message] section.

## 5.6 Disabling Failover Mode

---

Disabling failover mode in Mirroring Controller disables automatic switch/disconnection between master and standby instances.

Perform the following procedure to disable failover mode.

1. In the [Instances] tab, select the instance.
2. Click .
3. In the confirmation dialog box, click [Yes].


Failover mode will be disabled in Mirroring Controller. The Mirroring Controller status will be updated and a confirmation message entry will be displayed in the [Message] section.

## 5.7 Enabling Failover Mode

---

Enabling failover mode in Mirroring Controller enables automatic switch/disconnection between master and standby instances.

Perform the following procedure to enable failover.


1. In the [Instances] tab, select the instance.
2. Click .
3. In the confirmation dialog box, click [Yes].

Failover mode will be enabled in Mirroring Controller. The Mirroring Controller status will be updated and a confirmation message entry will be displayed in the [Message] section.

## 5.8 Deleting Mirroring Controller Setup

---

Deleting Mirroring Controller setup removes its setup from master and standby instances.

1. In the [Instances] tab, select the instance.
2. Click .
3. In the confirmation dialog box, click [Yes].

Mirroring Controller setup will be removed from the cluster. The cluster status will be updated and a confirmation message entry will be displayed in the [Message] section.


For the instances in FUJITSU Enterprise Postgres 12 or later, WebAdmin does not delete the Mirroring Controller management directory and the configuration files.

## 5.9 Status Update after Failover

---

When Mirroring Controller performs a failover, standby instance will be promoted to standalone instance. The Mirroring Controller setup will be removed from both standby and master instances.

The following scenario describes one of the ways in which failover can be triggered, and the results achieved by the use of Mirroring Controller in WebAdmin.

1. In the [Instances] tab, select the master instance "inst1".
2. Click .
3. In the confirmation dialog box, the warning "This instance is being monitored by Mirroring Controller. Stopping the instance may result in cluster failover." is displayed.
4. Choose the stop mode and click [Yes].

In the server, the following takes place:

- a. The master instance is stopped.
  - b. Failover is triggered in Mirroring Controller.
  - c. The Mirroring Controller setup is removed from both master and standby instances
  - d. Standby instance is promoted to standalone.
5. When the instance is refreshed in WebAdmin, the latest status of the instances will be displayed.



When failover is performed, the Mirroring Controller setup is removed from both master and standby instances. Therefore, to manage the Mirroring Controller using WebAdmin again, create the standby instance and set up Mirroring Controller.

Refer to "Creating a Standby Instance" in the Operation Guide for details.

Refer to "[5.1 Mirroring Controller Setup](#)" for details.

---

## 5.10 Action Required when an Error Occurs in the Combined Admin Network and Log Transfer Network

---

Communication errors may temporarily occur in the network used as the admin network and log transfer network due to reasons such as high load on the server or insufficient system resources. Because of this, there is a risk of causing a split-brain situation by mistake even though the server has no issues.

Split brain is a phenomenon in which both servers temporarily operate as primary servers, causing data updates to be performed on both servers.

### How to detect split brain using WebAdmin

If the conditions below are met, split brain may occur. Refer to "[Split-brain detection method](#)" and "[How to recover from a split-brain](#)" in "[Appendix D Notes on Performing Automatic Degradation Immediately after a Heartbeat Abnormality](#)" and take the actions described.

1. A standby instance is selected in the [Instances] tab, and
2. "Standalone" is displayed in [Instance type], and
3. A master instance is selected in the [Instances] tab, and
4. "Standalone" is displayed in [Instance type].



The admin network is important because Mirroring Controllers use it to confirm the status of each server.

The log transfer network is also important to maintain the data freshness.

Therefore, use network configurations resistant to faults for these networks by using the network redundancy channel bonding feature provided by the operating system or network driver vendor.

---

## 5.11 Performing Automatic Degradation Using the Arbitration Server

---

If database multiplexing is performed using WebAdmin, it is also possible to perform automatic degradation using the arbitration server. In such cases, it is necessary to perform tasks on the database server and the arbitration server after setting up Mirroring Controller in WebAdmin.

### Tasks on the arbitration server

Perform setup of the arbitration server using Mirroring Controller commands.

1. Set up the arbitration server.

Refer to "2.3 Setting Up the Arbitration Server" in "Chapter 2 Setting Up Database Multiplexing Mode" for information on how to set up the arbitration server.

### Tasks on the database server

Change some of the settings after setting up Mirroring Controller in WebAdmin.

1. Set up Mirroring Controller in WebAdmin.

Refer to "5.1 Mirroring Controller Setup" for details.

2. Use WebAdmin to stop Mirroring Controller on the master and standby instances.

Refer to "5.4 Stopping Mirroring Controller" for details.

3. Edit the network configuration file of the master and standby instances, and add the arbitration server information.

The network configuration file is network.conf, which exists in the Mirroring Controller management directory specified during Mirroring Controller setup. Refer to "A.3 Network Configuration File" for details.

A definition example of network.conf is shown below.

Example:

The port number of the database server to be used as the arbitration network is set to "27541". The ID of the server of the Mirroring Controller arbitration process is set to "arbiter", and its port number is set to "27541".

```
dbsvm27500 192.0.2.100,192.0.3.100 27540,27541 server
dbsvs27500 192.0.2.110,192.0.3.110 27540,27541 server
arbiter 192.0.3.120 27541 arbiter
```

### Note

---

- Ensure that the port numbers set for the database server and the arbitration server do not conflict with other software. In addition, do not configure the same segment for the admin network and the arbitration network.
- If the server type is "server", two IP addresses or host names, and two port numbers need to be specified in the following order:
  - IP address or host name of the database server used as the admin network
  - IP address or host name of the database server used as the arbitration network
  - Port number of the database server used as the admin network
  - Port number of the database server used as the arbitration network

- If the server type is "arbiter", specify the IP address or host name set for the my\_address parameter and the port number set for the port parameter in arbitration.conf of the arbitration server.
  - WebAdmin also support editing mirroring controller configuration via Use WebAdmin to edit Mirroring Controller configurations.  
Refer to "[5.2 Edit Mirroring Controller Setup](#)" for details.
- 

4. Edit the server configuration file of the master and standby instances, and add the parameters required for automatic degradation using the arbitration server.

The server configuration file is *instanceName.conf* or *instancePort.conf*, which exists in the Mirroring Controller management directory specified during Mirroring Controller setup.

To perform automatic degradation using the arbitration server, set the heartbeat\_error\_action parameter to "arbitration".

Refer to "[A.4.1 Server Configuration File for the Database Servers](#)" for information on other parameters.

5. Use WebAdmin to start Mirroring Controller on the master and standby instances.

Refer to "[5.5 Starting Mirroring Controller](#)" for details.

## Common tasks

1. Use the Mirroring Controller command to check the connection status from the database server or the arbitration server.

Refer to "[2.8 Checking the Connection Status](#)" for information on how to check the connection status.

# Appendix A Parameters

This appendix describes the configuration files and parameters required by the database multiplexing mode.



See

Refer to "Server Configuration" in the PostgreSQL Documentation for information on the postgresql.conf file.

## A.1 Parameters Set on the Primary Server

The content for the parameters set in the postgresql.conf file of the primary server is shown in the table below.

Table A.1 postgresql.conf file

| Parameter                 | Value set                 | Explanation   |
|---------------------------|---------------------------|---|
| wal_level                 | replica or logical        | Specify the output level for the transaction log.<br>Specify "logical" when logical decoding is also to be used.  |
| max_wal_senders           | 2 or more                 | Specify "2" when building a Mirroring Controller cluster system.<br>When additionally connecting asynchronous standby servers to the cluster system, add the number of simultaneous connections from these standby servers.   |
| synchronous_standby_names | 'standbyServerName'       | Use single quotation marks (') to enclose the name that will identify the standby server. Any name can be specified.<br>Do not change this parameter while Mirroring Controller is running.<br>Do not specify multiple names to this parameter as the Mirroring Controller can manage only one standby server.  |
| hot_standby               | on                        | Specify whether queries can be run on the standby server.<br>Specify "on".  |
| wal_keep_size             | WAL save size (megabytes) | If a delay exceeding the value set in this parameter occurs, the WAL segment required later by the primary server may be deleted.<br>Additionally, if you stop a standby server (for maintenance, for example), consider the stop time and set a value that will not cause the WAL segment to be deleted.<br>Refer to "Estimating Transaction Log Space Requirements" in the Installation and Setup Guide for Server for information on estimating the WAL save size. |
| wal_log_hints             | on                        | When using the pg_rewind command to recover a standby server, specify this parameter or enable checksums when executing the initdb command.   |
| wal_sender_timeout        | Timeout (milliseconds)    | Specify the time period after which it is determined that the receiver process (walreceiver) of the transaction log is in an abnormal state on the primary server.<br>The specified value must be larger than the value set for the wal_receiver_status_interval parameter set in the postgresql.conf file of the standby server.   |

| Parameter                      | Value set  | Explanation   |
|--------------------------------|--|---|
|                                |  | By aligning this value with the value for the database process heartbeat monitoring time, you can unify the time after which it is determined that an error has occurred.   |
| wal_receiver_timeout           | Timeout (milliseconds)   | Specify the time period after which it is determined that an error has occurred when the transaction log was received on the standby server.<br><br>By aligning this value with the value for the database process heartbeat monitoring time, you can unify the time after which it is determined that an error has occurred.   |
| archive_mode                   | on   | Specify the archive log mode.   |
| archive_command                | 'installDir/bin/pgx_walcopy.cmd "%p"<br>"backupDataStorageDestinationDirectory/archived_wal/%f"' | Specify the command and storage destination to save the transaction log.  |
| backup_destination             | Backup data storage destination directory  | Specify the name of directory where to store the backup data.<br><br>Set the permissions so that only the instance administrator user can access the specified directory.<br><br>Specify the same full path on all servers, so that the backup data of other servers can be used to perform recovery.   |
| listen_addresses               | Primary server IP address, host name, or "*"   | Specify the IP address or host name of the primary server. Specify the IP address or corresponding host name that will be used to connect to the log transfer network.<br><br>The content specified is also used to allow connections from client applications.<br><br>To receive the connection and the transaction log from any client or standby server, specify "*".<br><br>Refer to "Connections and Authentication" in the PostgreSQL Documentation for details.  |
| max_connections                | Number of simultaneous client connections to the instance + superuser_reserved_connections value | The value specified is also used to restrict the number of connections from client applications and the number of connections for the management of instances.<br><br>Refer to "When an Instance was Created with the initdb Command" in the Installation and Setup Guide for Server, and "Connections and Authentication" in the PostgreSQL Documentation, for details.  |
| superuser_reserved_connections | Add the number of simultaneous executions of mc_ctl status (*1) + 2                              | Specify the number of connections reserved for connections from database superusers.<br><br>Add the number of connections from Mirroring Controller processes. Also reflect the added value in the max_connections parameter.   |
| restart_after_crash            | off  | If "on" is specified, or the default value is used for this parameter, behavior equivalent to restarting FUJITSU Enterprise Postgres, including crash recovery, will be performed when some server processes end abnormally.<br><br>However, when database multiplexing monitoring is used, a failover will occur after an error is detected when some server processes end abnormally, and the restart of those server processes is forcibly stopped. Specify "off" to |

| Parameter                | Value set          | Explanation   |
|--------------------------|--------------------|---|
|                          |                    | prevent behavior such as this from occurring for no apparent reason.  |
| synchronous_commit       | on or remote_apply | Specify up to what position WAL send is to be performed before transaction commit processing returns a normal termination response to a client.<br><br>The recommended value is "on" or "remote_apply" to prevent data loss caused by operating system or server down immediately after a switch or switch. |
| recovery_target_timeline | latest             | Specify "latest" so that the new standby server (original primary server) will follow the new primary server when a switch occurs.<br><br>This parameter is required when the original primary server is incorporated as a new standby server after the primary server is switched.                         |

\*1: Number of simultaneous executions of the mc\_ctl command in the status mode.

## A.2 Parameters Set on the Standby Server

This section explains the content of the file and parameters set on the standby server. After editing postgresql.conf file, start the instance. The content for the parameters specified in postgresql.conf file is shown in the table below.

Table A.2 postgresql.conf file

| Parameter                 | Value set                    | Explanation  |
|---------------------------|------------------------------|--|
| wal_level                 | replica or logical           | Specify the output level for the transaction log.<br><br>Specify "logical" when logical decoding is also to be used.   |
| max_wal_senders           | 2 or more                    | Specify "2" when building a Mirroring Controller cluster system.<br><br>When additionally connecting asynchronous standby servers to the cluster system, add the number of simultaneous connections from these standby servers.  |
| synchronous_standby_names | ' <i>primaryServerName</i> ' | Use single quotation marks (') to enclose the name that will identify the primary server. Any name can be specified.<br><br>This name will be required to rebuild the original primary server as the new standby server after the primary server was switched.<br><br>Do not change this parameter while Mirroring Controller is running.<br><br>Do not specify multiple names to this parameter as the Mirroring Controller can manage only one standby server. |
| hot_standby               | on                           | Specify whether queries can be run on the standby server.<br><br>Specify "on".   |
| wal_keep_size             | WAL save size (megabytes)    | If a delay exceeding the value set in this parameter occurs, the WAL segment required later by the standby server may be deleted by the primary server.  |

| Parameter            | Value set  | Explanation   |
|----------------------|--|---|
|                      |  | <p>Additionally, if you stop a standby server (for maintenance, for example), consider the stop time and set a value that will not cause the WAL segment to be deleted.</p> <p>Refer to "Estimating Transaction Log Space Requirements" in the Installation and Setup Guide for Server for information on estimating the WALsave size.</p>  |
| wal_log_hints        | on   | When using the pg_rewind command to recover a standby server, specify this parameter or enable checksums when executing the initdb command.   |
| wal_sender_timeout   | Timeout (milliseconds)   | <p>Specify the time period after which it is determined that the receiver process (walreceiver) of the transaction log is in an abnormal state on the primary server.</p> <p>The specified value must be larger than the value set for the wal_receiver_status_interval parameter set in the postgresql.conf file of the standby server.</p> <p>By aligning this value with the value for the database process heartbeat monitoring time, you can unify the time after which it is determined that an error has occurred.</p> |
| wal_receiver_timeout | Timeout (milliseconds)   | <p>Specify the time period after which it is determined that an error has occurred when the transaction log was received on the standby server.</p> <p>By aligning this value with the value for the database process heartbeat monitoring time, you can unify the time after which it is determined that an error has occurred.</p>  |
| backup_destination   | Backup data storage destination directory  | <p>Specify the name of the backup data storage directory.</p> <p>Set the permissions so that only the instance administrator user can access the specified directory.</p> <p>Specify the same full path on all servers so that the backup data of other servers can be used to perform recovery.</p>  |
| archive_mode         | on   | Specify the archive log mode.   |
| archive_command      | 'installDir/bin/pgx_walcopy.cmd "%p"<br>"backupDataStorageDestinationDirectory/archived_wal/%f"' | Specify the command and storage destination to save the transaction log.  |
| listen_addresses     | Standby server IP address, host name, or "*"   | <p>Specify the IP address or host name of the standby server. Specify the IP address or corresponding host name that will be used to connect to the log transfer network.</p> <p>The content specified is also used to allow connections from client applications.</p> <p>To receive the connection and the transaction log from any client or standby server, specify "*".</p> <p>Refer to "Connections and Authentication" in the PostgreSQL Documentation for details.</p>   |



| Parameter                      | Value set  | Explanation  |
|--------------------------------|--|--|
| max_connections                | Number of simultaneous client connections to the instance + superuser_reserved_connections value | The value specified is also used to restrict the number of connections from client applications and the number of connections for the management of instances.<br><br>Refer to "When an Instance was Created with the initdb Command" in the Installation and Setup Guide for Server, and "Connections and Authentication" in the PostgreSQL Documentation, for details.   |
| superuser_reserved_connections | Add the number of simultaneous executions of mc_ctl status (*1) + 2                              | Specify the number of connections reserved for connections from database superusers.<br><br>Add the number of connections from Mirroring Controller processes. Also reflect the added value in the max_connections parameter.  |
| restart_after_crash            | off  | If "on" is specified, or the default value is used for this parameter, behavior equivalent to restarting FUJITSU Enterprise Postgres, including crash recovery, will be performed when some server processes end abnormally.<br><br>However, when database multiplexing monitoring is used, a failover will occur after an error is detected when some server processes end abnormally, and the restart of those server processes is forcibly stopped. Specify "off" to prevent behavior such as this from occurring for no apparent reason. |
| synchronous_commit             | on or remote_apply   | Specify up to what position WAL send is to be performed before transaction commit processing returns a normal termination response to a client.<br><br>The recommended value is "on" or "remote_apply" to prevent data loss caused by operating system or server down immediately after a switch or switch.  |
| primary_conninfo               | ' <i>streamingReplication</i><br><i>ConnectionDestinationInfo</i> '                              | Use single quotation marks (') to enclose the connection destination information of the streaming replication.<br><br>The default value of this parameter is automatically set to postgresql.auto.conf in the procedure to run pg_basebackup for instance setup.   |
| recovery_target_timeline       | latest   | Specify "latest" so that the new standby server (original primary server) will follow the new primary server when a switch occurs.<br><br>This parameter is required when the original primary server is incorporated as a new standby server after the primary server is switched.  |
| streaming_wal_compression      | Any number from -1 to 9  | Specifies that you want to send a compressed WAL by streaming replication.<br><br>-1: Compress at zlib's default compression level<br>0: Uncompressed<br>1-9: Compress at specified compression level, 9 is high compression<br><br>Default is uncompressed.   |

## A.3 Network Configuration File

This section explains the network configuration file (network.conf) to be defined individually for the database servers and the arbitration server. Define the same content on the primary server and standby server.

For database multiplexing mode, define the network configuration for the following in network.conf.

- Integration between Mirroring Controller processes
- Integration between a Mirroring Controller process and the Mirroring Controller arbitration process

### Items to be defined in network.conf

Format :

```
serverIdentifier hostName[,hostName] portNum[,portNum] [serverType]
Or,
serverIdentifier ipAddr[,ipAddr] portNum[,portNum] [serverType]
```

Specify the server identifier, IP address or host name, port number, and server type, using a space as the delimiter.

The items are explained in the table below.

Table A.3 network.conf file

| Item                    | Description   |
|-------------------------|---|
| <i>serverIdentifier</i> | Specify any identifier for the server. The maximum length is 64 bytes. Use ASCII characters excluding spaces and number signs (#) to specify this parameter.  |
| <i>ipAddrOrHostName</i> | Specify the IP address or its corresponding host name that will connect to the admin network that performs communication between the database servers, and to the arbitration network that performs communication between a database server and the arbitration server.<br><br>When specifying two IP addresses or host names delimited by a comma, do not insert a space after the comma.<br><br>Use ASCII characters excluding spaces to specify the host name. |
| <i>portNum</i>          | A port number cannot be specified if it exceeds the range 0 to 65535. Ensure that the port number does not conflict with other software. Do not specify an ephemeral port that may temporarily be assigned by another program. Note that the value specified in this parameter must also be set in the services file.<br><br>When specifying two port numbers delimited by a comma, do not insert a space after the comma.  |
| <i>serverType</i>       | Specify "server" for a database server ("server" can be omitted), or "arbiter" for the arbitration server.  |

### Content to be defined on the database servers

This section explains the network.conf content to be defined on the database servers.

The content to be defined depends on the operation settings at the time a heartbeat abnormality is detected.

When automatic degradation by the arbitration server is selected

- Specify definitions related to the admin network and arbitration network.
- Specify the IP address or host name and port number according to the server type (database server or arbitration server) as shown in the table below.

| Server type | IP address or host name                           |  | Port number                           |  |
|-------------|---|--|---------------------------------------|--|
|             | First   | Second   | First                                 | Second   |
| server      | IP address or host name used as the admin network | IP address or host name used as the arbitration network (*1) | Port number used as the admin network | Port number used as the arbitration network (*1) |

| Server type | IP address or host name  |              | Port number  |              |
|-------------|--|--------------|--|--------------|
|             | First  | Second       | First  | Second       |
| arbiter     | IP address or host name of the arbitration server<br><br>Specify the same value as that specified in the my_address parameter of arbitration.conf on the arbitration server. | Not required | Port number on the arbitration server<br><br>Specify the same value as that specified in the port parameter of arbitration.conf on the arbitration server. | Not required |

\*1: This value can be omitted from definitions not related to the local server. If it is omitted, network.conf must be created on both the primary server and standby server.

Example)

IPv4

```
server1 192.0.2.100,192.0.3.100 27540,27541 server
server2 192.0.2.110,192.0.3.110 27540,27541 server
arbiter 192.0.3.120 27541 arbiter
```

IPv6

```
server1 2001:258:8404:1217:250:56ff:fea7:559f,2001:258:8404:1217:250:56ff:fea8:559f
27540,27541 server
server2 2001:258:8404:1217:250:56ff:fea7:55a0,2001:258:8404:1217:250:56ff:fea8:55a0
27540,27541 server
arbiter 2001:258:8404:1217:250:56ff:fea8:55a0 27541 arbiter
```

When operation other than automatic degradation by the arbitration server is selected

- Specify definitions related to the admin network.
- Define the same content on the primary server and standby server.
- Define lines for database servers only.
- Specify only one IP address or host name and port number.

| IP address or host name                                 |              | Port number                           |              |
|---|--------------|---------------------------------------|--------------|
| First   | Second       | First                                 | Second       |
| IP address or host name to be used as the admin network | Not required | Port number used as the admin network | Not required |

Example)

The literal space represents a space.

IPv4

```
server1 192.0.2.100 27540
server2 192.0.2.110 27540
```

IPv6

```
server1 2001:258:8404:1217:250:56ff:fea7:559f 27540  
server2 2001:258:8404:1217:250:56ff:fea7:55a0 27540
```

### Content to be defined on the arbitration server

This section explains the network.conf content to be defined on the arbitration server.

- Specify definitions related to the arbitration network.
- Define lines for database servers only.
- For the IP address or host name, specify the same value as the second IP address or host name specified in the database server line in network.conf of the database server.
- For the port number, specify the same value as the second port number specified in the database server line in network.conf of the database server.

### Example)

The literal space represents a space.

IPv4

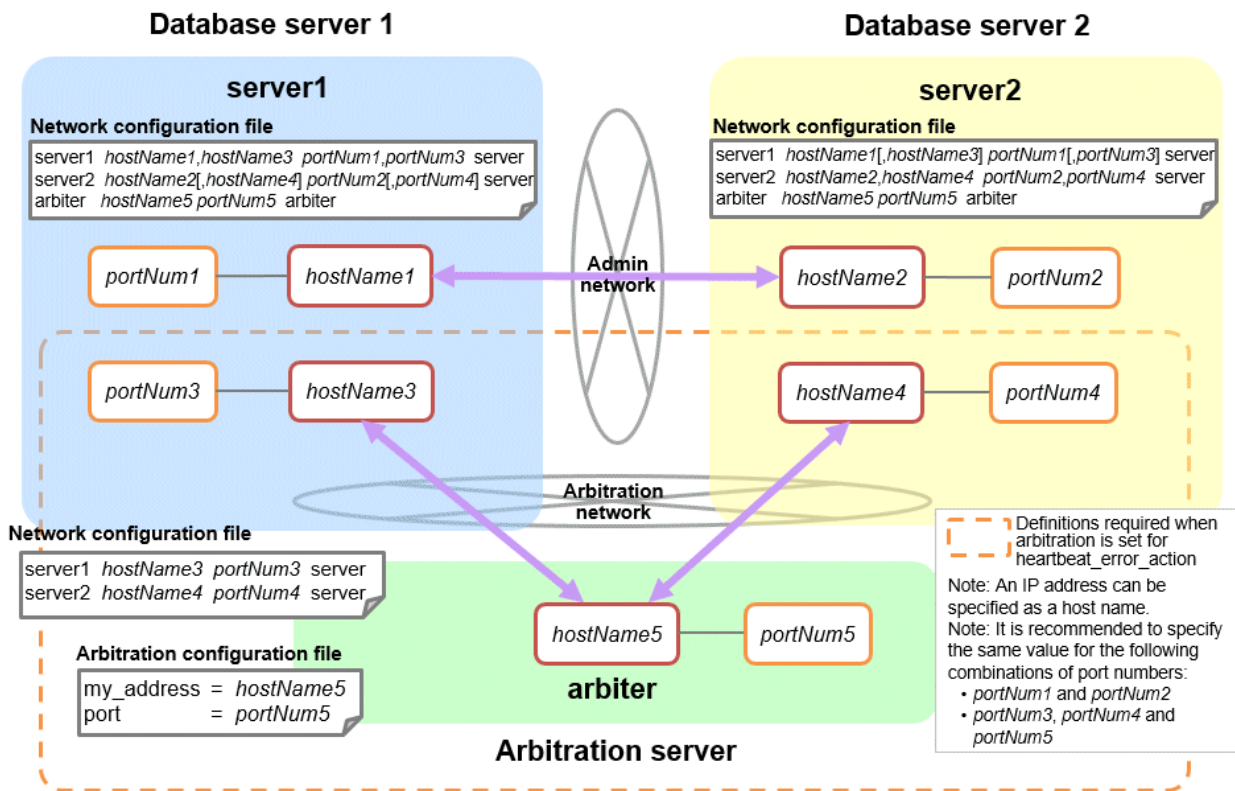
```
server1 192.0.3.100 27541  
server2 192.0.3.110 27541
```

IPv6

```
server1 2001:258:8404:1217:250:56ff:fea8:559f 27541  
server2 2001:258:8404:1217:250:56ff:fea8:55a0 27541
```

### Relationship between network-related definitions

Refer to the diagram below for the relationship between the host names and IP addresses or port numbers specified in the network configuration file (network.conf) and arbitration configuration file (arbitration.conf).



## A.4 Server Configuration File

### A.4.1 Server Configuration File for the Database Servers

Define the information related to Mirroring Controller monitoring and control in the serverIdentifier.conf file. The maximum length of the server identifier is 64 bytes. Use ASCII characters excluding spaces to specify this parameter.

If the primary server and standby server environments are different, define content that is different, according to the environment.

Table A.4 serverIdentifier.conf file

| Parameter            | Value set   | Explanation  |
|----------------------|---|--|
| db_instance          | 'dataStorageDestinationDir'<br>[Example]<br>db_instance = 'database1/inst1' | Specify using single quotation marks (') to enclose the data storage destination directory used to identify the monitoring target instance.<br>Use ASCII characters to specify this parameter.   |
| target_db            | postgres or template1   | Specify the name of the database to be connected to the database instance.<br>The default is "postgres".   |
| db_instance_username | 'usernameToConnectToDbInstance'   | Specify the username to connect to the database instance.<br>Use ASCII characters to specify this parameter.<br>Specify this parameter if the database administrator user is different from the operating system user who starts Mirroring Controller.<br>Enclose the username of the database superuser in single quotation marks (').<br>The maximum length of the username is 63 bytes. |

| Parameter               | Value set  | Explanation   |
|-------------------------|--|---|
|                         |  | The default is the operating system user who starts Mirroring Controller.   |
| db_instance_password    | <i>'passwordOfInstanceAdminUser'</i>                                       | Specify the password used when Mirroring Controller connects to a database instance, enclosed in single quotation marks (').<br><br>Use ASCII characters to specify this parameter.<br><br>If password authentication is performed, you must specify this parameter in the settings used when Mirroring Controller connects to a database instance.<br><br>If you specify this parameter when password authentication is not performed, the parameter will be ignored.<br><br>If the specified value of this parameter includes ' or \, write \' or \\, respectively. |
| enable_hash_in_password | on or off  | Specify on to treat the # in the db_instance_password specification as a password character, or off to treat it as a comment.<br><br>The default is "off".  |
| core_file_path          | <i>'coreFileOutputDir'</i>   | Specify the directory to which the core file is to be output, enclosed in single quotation marks (').<br><br>Use ASCII characters to specify this parameter.<br><br>If this parameter is omitted, it will be assumed that the Mirroring Controller management directory was specified.  |
| syslog_facility         | Specify LOCAL0, LOCAL1, LOCAL2, LOCAL3, LOCAL4, LOCAL5, LOCAL6, or LOCAL7. | When the import of logs to the syslog is enabled, the value of this parameter will be used for "facility" of the syslog.<br><br>The default is "LOCAL0".  |
| syslog_ident (*1)       | <i>'programName'</i>   | Specify using single quotation marks (') to enclose the program name used to identify the Mirroring Controller message in the system log.<br><br>Use ASCII characters excluding spaces to specify this parameter.<br><br>The default is 'MirroringControllerOpen'.  |
| remote_call_timeout     | Admin communication timeout  | Specify the timeout value (milliseconds) of the Mirroring Controller agent process for communication between servers.<br><br>Specify a value between 0 and 2147483647 to be less than the operation system TCP connection timeout (*2).<br><br>The value 0 indicates that there is no timeout limit.<br><br>The default is 70000 milliseconds (70 seconds).   |
| agent_alive_timeout     | Timeout for Mirroring Controller process heartbeat monitoring (seconds)    | If there is no response for at least the number of seconds specified, the Mirroring Controller process is restarted.<br><br>Specify 0 or a value between 2 and 2147483647. The value 0 indicates that there is no timeout limit.<br><br>The default is 0 seconds.   |
| heartbeat_error_action  | Operation when a heartbeat abnormality is detected using                   | arbitration: Perform automatic degradation using the arbitration server.  |

| Parameter          | Value set  | Explanation   |
|--------------------|--|---|
|                    | operating system or server heartbeat monitoring  | <p>command: Call a user command to determine degradation, and perform automatic degradation if required.</p> <p>message: Notify messages.</p> <p>fallback: Perform automatic degradation unconditionally.</p> <p>The default is "arbitration".</p> <p>Set the same value on the primary server and standby server.</p>  |
| heartbeat_interval | Interval time for abnormality monitoring during heartbeat monitoring of the operating system or server (milliseconds)        | <p>Abnormality monitoring of the operating system or server is performed at the interval specified in heartbeat_interval.</p> <p>If an error is detected, operation will conform to the value specified for heartbeat_error_action. If "arbitration" is specified in heartbeat_error_action, the error detection time during monitoring of the operating system or server becomes longer than when the arbitration server is not used, by up to the value specified for arbitration_timeout.</p> <p>Specify a value between 1 and 2147483647.</p> <p>The specified value is used as the default for db_instance_check_interval and disk_check_interval.</p> <p>The default is 800 milliseconds.</p>   |
| heartbeat_timeout  | Timeout for abnormality monitoring during heartbeat monitoring of the operating system or server (seconds)                   | <p>If there is no response for at least the number of seconds specified, it will be assumed that an error has occurred that requires the primary server to be switched, or the standby server to be disconnected.</p> <p>If an error is detected, operation will conform to the value specified for heartbeat_error_action. If "arbitration" is specified in heartbeat_error_action, the error detection time during monitoring of the operating system or server becomes longer than when the arbitration server is not used, by up to the value specified for arbitration_timeout.</p> <p>Specify a value between 1 and 2147483647.</p> <p>The specified value is used as the default for db_instance_check_timeout.</p> <p>The default is 1 second.</p>  |
| heartbeat_retry    | Number of retries for abnormality monitoring during heartbeat monitoring of the operating system or server (number of times) | <p>Specify the number of retries to be performed when an error has been detected that requires the primary server to be switched, or the standby server to be disconnected. If an error is detected in succession more than the specified number of times, switch or disconnection will be performed.</p> <p>If an error is detected, operation will conform to the value specified for heartbeat_error_action. If "arbitration" is specified in heartbeat_error_action, the error detection time during monitoring of the operating system or server becomes longer than when the arbitration server is not used, by up to the value specified for arbitration_timeout.</p> <p>Specify a value between 0 and 2147483647.</p> <p>The specified value is used as the default for db_instance_check_retry and disk_check_retry.</p> |

| Parameter                  | Value set   | Explanation  |
|----------------------------|---|--|
|                            |   | The default is 2 times.  |
| db_instance_check_interval | Database process heartbeat monitoring interval (milliseconds)                 | Heartbeat monitoring of the database process is performed at the interval specified in db_instance_check_interval.<br><br>This parameter setting is also used for abnormality monitoring of streaming replication.<br><br>Specify a value between 1 and 2147483647.<br><br>The default is the value set for heartbeat_interval.  |
| db_instance_check_timeout  | Database process heartbeat monitoring timeout (seconds)                       | If there is no response for at least the number of seconds specified, it will be assumed that an error has occurred that requires the primary server to be switched, or the standby server to be disconnected.<br><br>Specify a value between 1 and 2147483647.<br><br>The default is the value set for heartbeat_timeout.   |
| db_instance_check_retry    | Number of retries for database process heartbeat monitoring (number of times) | Specify the number of retries to be performed when an error has been detected that requires the primary server to be switched, or the standby server to be disconnected. If an error is detected in succession more than the specified number of times, switch or disconnection will be performed. However, if it detects that the database process is down, it will immediately switch or disconnect regardless of the setting of this parameter.<br><br>This parameter setting is also used for abnormality monitoring of streaming replication.<br><br>Specify a value between 0 and 2147483647.<br><br>The default number of retries is the value set for heartbeat_retry. |
| db_instance_timeout_action | none, message, or failover  | Specify the behavior for no-response monitoring of the instance.<br><br>none: Do not perform no-response monitoring.<br><br>message: Notify messages if an error is detected during no-response monitoring.<br><br>failover: Perform automatic degradation if an error is detected during no-response monitoring.<br><br>The default is "failover".  |
| disk_check_interval        | Interval time for disk abnormality monitoring (milliseconds)                  | Abnormality monitoring of disk failure is performed at the interval specified in disk_check_interval. If the file cannot be created, it will be assumed that an error has occurred that requires the primary server to be switched, or the standby server to be disconnected.<br><br>Specify a value between 1 and 2147483647.<br><br>The default is the value set for heartbeat_interval.   |
| disk_check_retry           | Number of retries for disk abnormality monitoring (number of times)           | Specify the number of retries to be performed when an error has been detected that requires the primary server to be switched, or the standby server to be disconnected.<br><br>If an error is detected in succession more than the specified number of times, switch or disconnection will be performed.  |



| Parameter                         | Value set   | Explanation   |
|-----------------------------------|---|---|
|                                   |   | Specify a value between 0 and 2147483647.<br>The default number of retries is the value set for heartbeat_retry.  |
| tablespace_directory_error_action | message or failover   | Specify the behavior to be implemented if an error is detected in the tablespace storage directory.<br>message: Notify messages.<br>failover: Perform automatic degradation.<br>The default is "failover".  |
| arbiter_alive_interval            | Interval time for monitoring connection to the Mirroring Controller arbitration process (milliseconds)        | A heartbeat is sent to the Mirroring Controller arbitration process at the specified interval.<br>Specify a value between 1 and 2147483647.<br>The default is 16000 milliseconds.<br>This parameter does not need to be set for operation that does not use the arbitration server.   |
| arbiter_alive_timeout             | Timeout for monitoring connection to the Mirroring Controller arbitration process (seconds)                   | If the heartbeat does not respond within the specified number of seconds, the Mirroring Controller arbitration process is determined to have been disconnected, a message is output, and reconnection is attempted.<br>Specify a value between 1 and 2147483647.<br>The default is 20 seconds.<br>This parameter does not need to be set for operation that does not use the arbitration server.  |
| arbiter_alive_retry               | Number of retries for monitoring connection to the Mirroring Controller arbitration process (number of times) | Specify the number of heartbeat retries to be performed if an error is detected in the heartbeat to the Mirroring Controller arbitration process. If the heartbeat does not respond within the specified number of retries, the Mirroring Controller arbitration process is determined to have been disconnected.<br>Specify a value between 0 and 2147483647.<br>The default is 0 times.<br>This parameter does not need to be set for operation that does not use the arbitration server. |
| arbiter_connect_interval          | Attempt interval for connection to the Mirroring Controller arbitration process (milliseconds)                | Reconnection is attempted at the specified interval if connection fails at startup of the Mirroring Controller process or if the Mirroring Controller arbitration process is disconnected.<br>Specify a value between 1 and 2147483647.<br>The default is 16000 milliseconds.<br>This parameter does not need to be set for operation that does not use the arbitration server.   |
| arbiter_connect_timeout           | Timeout for connection to the Mirroring Controller arbitration process (seconds)                              | If reconnection at startup of the Mirroring Controller process or after disconnection of the Mirroring Controller arbitration process does not succeed within the specified number of seconds, connection to the Mirroring Controller arbitration process is determined to have failed and reconnection is attempted.   |

| Parameter                   | Value set  | Explanation  |
|-----------------------------|--|--|
|                             |  | Specify a value between 1 and 2147483647.<br>The default is 20 seconds.<br>This parameter does not need to be set for operation that does not use the arbitration server.  |
| fencing_command             | <i>'fencingCmdFilePath'</i><br>[Setting example]<br>fencing_command = '/mc/fencing_dir/<br>execute_fencing.sh'                             | Specify the full path of the fencing command that fences a database server where an error is determined to have occurred.<br>Enclose the path in single quotation marks (').<br>Specify the path using less than 1024 bytes.<br>This parameter must be specified when "command" is set for heartbeat_error_action.   |
| fencing_command_timeout     | Fencing command timeout (seconds)  | If the command does not respond within the specified number of seconds, fencing is determined to have failed and a signal (SIGTERM) is sent to the fencing command execution process.<br>Specify a value between 1 and 2147483647.<br>The default is 20 seconds.   |
| arbitration_timeout         | Arbitration processing timeout in the Mirroring Controller arbitration process (seconds)   | The specified value must be at least equal to the value of fencing_command_timeout in the arbitration configuration file, which is the heartbeat monitoring time of the operating system or server.<br>If there is no response for at least the number of seconds specified, the primary server will not be switched and the standby server will not be disconnected. Therefore, perform degradation manually.<br>If the heartbeat_interval, heartbeat_timeout, and heartbeat_retry values are specified in arbitration.conf for the arbitration server, use the arbitration server values to design arbitration_timeout.<br>Specify a value between 1 and 2147483647.<br>The default is 30 seconds.<br>This parameter does not need to be set for operation that does not use the arbitration server. |
| arbitration_command         | <i>'arbitrationCmdFilePath'</i><br>[Setting example]<br>arbitration_command = '/mc/<br>arbitration_dir/<br>execute_arbitration_command.sh' | Specify the full path of the arbitration command to be executed when an abnormality is detected during heartbeat monitoring of the operating system or server. Enclose the path in single quotation marks (').<br>Specify the path using less than 1024 bytes.<br>This parameter must be specified when "command" is set for heartbeat_error_action.   |
| arbitration_command_timeout | Arbitration command timeout (seconds)  | If the arbitration command does not respond within the specified number of seconds, it is determined that execution of the arbitration command has failed and a signal (SIGTERM) is sent to the arbitration command execution process.<br>Specify a value between 1 and 2147483647.<br>The default is 30 seconds.  |

| Parameter                                  | Value set   | Explanation   |
|--|---|---|
|  |   | This parameter can be specified only when "command" is set for heartbeat_error_action.  |
| shutdown_detached_synchronous_standby      | on or off   | Specify whether to forcibly stop the instance on the standby server when the standby server is disconnected.<br><br>on: Stop the instance.<br><br>off: Do not stop the instance.<br><br>If "on" is specified and the pre-detach command was created, the pre-detach command is executed and then the instance is stopped.<br><br>The default is "off".  |
| post_switch_command                        | <i>'postSwitchCmdFilePath'</i><br>[Setting example]<br>post_switch_command = '/mc/status_change/execute_post_switch.sh' | Specify the full path of the command to be called by Mirroring Controller after a new primary server is promoted during a failover of the primary server.<br><br>Enclose the path in single quotation marks (').<br><br>Specify the path using less than 1024 bytes.  |
| post_attach_command                        | <i>'postAttachCmdFilePath'</i><br>[Setting example]<br>post_attach_command = '/mc/status_change/execute_post_attach.sh' | Specify the full path of the command to be called by Mirroring Controller after the standby server is attached to the cluster system.<br><br>Enclose the path in single quotation marks (').<br><br>Specify the path using less than 1024 bytes.  |
| pre_detach_command                         | <i>'preDetachCmdFilePath'</i><br>[Setting example]<br>pre_detach_command = '/mc/status_change/execute_pre_detach.sh'    | Specify the full path of the command to be called by Mirroring Controller before the standby server is disconnected from the cluster system.<br><br>Enclose the path in single quotation marks (').<br><br>Specify the path using less than 1024 bytes.   |
| status_change_command_timeout              | State transition command timeout (seconds)  | Specify the timeout value of the post-switch command, post-attach command, and pre-detach command. If the command does not respond within the specified number of seconds, a signal (SIGTERM) is sent to the execution process of the status change command.<br><br>Specify a timeout between 1 and 2147483647.<br><br>The default is 20 seconds.   |
| check_synchronous_standby_names_validation | on or off   | Specify whether Mirroring Controller is to periodically check during operations whether the synchronous_standby_names parameter in postgresql.conf was changed by an incorrect user operation.<br><br>However, it is not recommended to enable this parameter, because performing this check causes Mirroring Controller to use the CPU of the database server redundantly and execute SQL statements at high frequency.<br><br>The default is "off". |
| db_instance_ext_pq_conninfo                | <i>'libpqConnection.SSLParmToConnectToDbinstance'</i>   | Specify, in key-value form, the connection parameter for libpq that Mirroring Controller adds when connecting to a database. The connection parameters you can specify are those related to SSL. Use ASCII characters to specify this parameter.  |

| Parameter                     | Value set  | Explanation  |
|-------------------------------|--|--|
|                               |  | The connection parameter specified in this parameter must also be specified in the db_instance_ext_jdbc_conninfo.  |
| db_instance_ext_jdbc_conninfo | <i>'JDBCConnectionSSLParamToConnectToDbinstance'</i> | Specify, in URI form, the connection parameter for JDBC that Mirroring Controller adds when connecting to a database. The connection parameters you can specify are those related to SSL. Use ASCII characters to specify this parameter.<br><br>The connection parameter specified in this parameter must also be specified in the db_instance_ext_pq_conninfo. |

\*1: By specifying the syslog\_ident parameter of the postgresql.conf file, the Mirroring Controller output content can be referenced transparently, so log reference is easy.

\*2: The operating system TCP connection timeout period is determined by the kernel parameter tcp\_syn\_retries. The remote\_call\_timeout parameter must be set to a value that is shorter than the timeout period for the operating system TCP connection timeout, so change either parameter as necessary.

The availability of some parameters depends on the value set for the heartbeat\_error\_action parameter that sets the operation to be performed if heartbeat monitoring of the operating system or server detects a heartbeat abnormality.

Table A.5 Parameter availability depending on the value set for the heartbeat\_error\_action parameter

| Parameter                             | Value set   |         |         |          |
|---------------------------------------|-------------|---------|---------|----------|
|                                       | arbitration | command | message | fallback |
| arbiter_alive_interval                | Y           | N       | N       | N        |
| arbiter_alive_timeout                 | Y           | N       | N       | N        |
| arbiter_alive_retry                   | Y           | N       | N       | N        |
| arbiter_connect_interval              | Y           | N       | N       | N        |
| arbiter_connect_timeout               | Y           | N       | N       | N        |
| arbitration_timeout                   | Y           | N       | N       | N        |
| arbitration_command                   | N           | R       | N       | N        |
| arbitration_command_timeout           | N           | Y       | N       | N        |
| fencing_command                       | Y           | R       | Y       | N        |
| fencing_command_timeout               | Y           | Y       | Y       | N        |
| shutdown_detached_synchronous_standby | Y           | Y       | N       | N        |

R: Required

Y: Can be specified

N: Cannot be specified

## A.4.2 Arbitration Configuration File

In arbitration.conf, define the information related to arbitration and control of the Mirroring Controller arbitration process.

Table A.6 arbitration.conf file

| Parameter | Value set   | Description  |
|-----------|---|--|
| port      | Port number of the Mirroring Controller arbitration process | The specified value must not exceed the range 0 to 65535. Ensure that the port number does not conflict with other software. Do not specify an ephemeral port that may temporarily be assigned by another program. |

| Parameter               | Value set  | Description   |
|-------------------------|--|---|
|                         |  | For the port number of the arbitration server to be specified in network.conf on the database server, specify the same value as the port number specified in this parameter.  |
| my_address              | 'ipAddrOrHostNameThatAcceptsConnectionFromMirroringControllerProcessOnDbServer'<br><br>[Setting example]<br>my_address = '192.0.3.120' | For the IP address or host name of the arbitration server to be specified in network.conf on the database server, specify the same value as the IP address or host name specified in this parameter.<br><br>IPv4 and IPv6 addresses can be specified.<br><br>Specify the IP address or host name, enclosed in single quotation marks (').   |
| core_file_path          | 'coreFileOutputDir'  | Specify the directory to which the core file is to be output, enclosed in single quotation marks ('). Use ASCII characters to specify this parameter.<br><br>If this parameter is omitted, it will be assumed that the Mirroring Controller arbitration process management directory was specified.   |
| syslog_facility         | Specify LOCAL0, LOCAL1, LOCAL2, LOCAL3, LOCAL4, LOCAL5, LOCAL6, or LOCAL7.   | When the import of logs to the syslog is enabled, the value of this parameter will be used for "facility" of the syslog.<br><br>The default is "LOCAL0".  |
| syslog_ident            | 'programName'  | Specify using single quotation marks (') to enclose the program name used to identify the Mirroring Controller arbitration process message in the system log. Use ASCII characters excluding spaces to specify this parameter.<br><br>The default is 'MirroringControllerArbiter'.  |
| fencing_command         | 'fencingCmdFilePath'<br><br>[Setting example]<br>fencing_command = '/arbiter/<br>fencing_dir/execute_fencing.sh'                       | Specify the full path of the fencing command that fences a database server where an error is determined to have occurred.<br><br>Enclose the path in single quotation marks (').<br><br>Specify the path using less than 1024 bytes.  |
| fencing_command_timeout | Fencing command timeout (seconds)  | If the command does not respond within the specified number of seconds, fencing is determined to have failed and a signal (SIGTERM) is sent to the fencing command execution process.<br><br>Specify a value between 1 and 2147483647.<br><br>The default is 20 seconds.  |
| heartbeat_interval(*1)  | Interval time for heartbeat monitoring of the operating system or server (milliseconds)  | The heartbeat monitoring of the database server is checked at the specified interval and arbitration is performed.<br><br>Specify a value between 1 and 2147483647.<br><br>The default is the value specified in serverIdentifier.conf of the database server.<br><br>Specify this parameter to perform optimization taking into account differences in the line load to the admin network and the reduction in the time it takes to degrade. |

| Parameter         | Value set  | Description  |
|-------------------|--|--|
| heartbeat_timeout | Timeout for heartbeat monitoring of the operating system or server (seconds)                   | <p>If there is no response for at least the number of seconds specified, it will be assumed that an error has occurred that requires the primary server or standby server to be fenced.</p> <p>Specify a value between 1 and 2147483647.</p> <p>The default is the value specified in <i>serverIdentifier.conf</i> of the database server.</p> <p>Specify this parameter to perform optimization taking into account differences in the line load to the admin network and the reduction in the time it takes to degrade.</p>  |
| heartbeat_retry   | Number of retries for heartbeat monitoring of the operating system or server (number of times) | <p>Specify the number of retries to be performed when an error has been detected that requires the primary server or standby server to be fenced.</p> <p>If an error is detected in succession more than the specified number of times, fencing will be performed.</p> <p>Specify a value between 0 and 2147483647.</p> <p>The default is the value specified in <i>serverIdentifier.conf</i> of the database server.</p> <p>Specify this parameter to perform optimization taking into account differences in the line load to the admin network and the reduction in the time it takes to degrade.</p> |

\*1:Refer to "[2.11.4 Tuning for Optimization of Degradation Using Abnormality Monitoring](#)" for information on the tuning parameters for operating system or server abnormality monitoring when using an arbitration server.

## Appendix B Supplementary Information on Building the Primary Server and Standby Server on the Same Server

The primary server and standby server can be pseudo-configured on the same server for system testing, for example. Out of consideration for performance and reliability, do not use this type of configuration for any other purposes. For this reason, do not use this type of configuration in a production environment.

Note that the setup and operations is the same as if the primary and standby servers are built on different servers.

This appendix provides supplementary information explaining how to configure the primary server and standby server on the same server.



Even if automatic degradation by an arbitration server is set when the primary server and standby server are configured on the same server, there will be no effect of it.

### B.1 Backup Data Storage Destination Directory

It is not a problem if the same backup data storage destination directory is used on the primary server and standby server.

### B.2 How to Execute the mc\_ctl Command

When executing the mc\_ctl command, specify the server identifier in the --local-server option in order to identify the operation destination server.

Below is an example of starting Mirroring Controller of the server "server1" defined in the network.conf file. For mc\_ctl command operations using another mode, also specify the --local-server option.

Define two server identifiers for the same IP address with different port numbers in the network.conf file.

Example)

```
server1 192.0.2.100 27540
server2 192.0.2.100 27541
```

Ensure that the port numbers of both primary server and standby server do not conflict with any other software.

Enabling automatic switch/disconnection

Start Mirroring Controller of the server "server1":

Example)

```
$ mc_ctl start -M /mcdire/inst1 --local-server server1
```

Stop Mirroring Controller of the server "server1":

Example)

```
$ mc_ctl stop -M /mcdire/inst1 --local-server server1
```

Disabling automatic switch/disconnection

Start Mirroring Controller of the server "server1":

Example)

```
$ mc_ctl start -M /mcdire/inst1 -F --local-server server1
```

Stop Mirroring Controller of the server "server1":

Example)

```
$ mc_ctl stop -M /mcdir/inst1 --local-server server1
```



## Note

.....

Add the --local-server option to the mc\_ctl option specification for ExecStart and ExecStop of the unit file for systemd.

Refer to "[2.12 Setting Automatic Start and Stop of Mirroring Controller and Multiplexed Instances](#)" for details.

.....



# Appendix C User Commands

This appendix describes three categories of commands:

- Fencing command
- Arbitration command
- State transition commands

This appendix describes each category of user command.

## C.1 Fencing Command

### Format

The syntax for calling the fencing command from the Mirroring Controller process or the Mirroring Controller arbitration process is described below.

Fencing command of the database server

```
fencingCmd executionMode mcDegradationOper cmdServerId targetServerId primarycenter
```

Fencing command of the arbitration server

```
fencingCmd executionMode mcDegradationOper targetServerId
```

### Input

Fencing command of the database server

Execution mode

monitor: Detect issues via automatic monitoring of the Mirroring Controller process

command: Mirroring Controller command execution (switch mode or detach mode of the mc\_ctl command)

Degradation operation to be performed by Mirroring Controller

switch: Switch

detach: Disconnect

*cmdServerId*

ID of the database server that called the command

*targetServerId*

ID of the database server to be fenced

primarycenter

Fixed value

Fencing command of the arbitration server

Execution mode

monitor: Detect issues via automatic monitoring of the Mirroring Controller process

command: Mirroring Controller command execution (switch mode or detach mode of the mc\_ctl command)

Degradation operation to be performed by Mirroring Controller

switch: Switch

detach: Disconnect

*targetServerId*

ID of the database server to be fenced

## Output

Return value

0: Mirroring Controller will continue the degradation process.

Other than 0: Mirroring Controller will cancel the degradation process.

## Description

Identifies the database server targeted for fencing based on the input server identifier, and implements the process that isolates it from the cluster system.

## Notes

- The command is executed by the operating system user who started Mirroring Controller or the Mirroring Controller arbitration process. Therefore, if the command is to be executed by a specific operating system user, change the executing user of the command accordingly.
- The operating system user who started Mirroring Controller or the Mirroring Controller arbitration process must have execution privileges to the command. Otherwise, the degradation process will be canceled.
- From a security point of view, set the access privileges as necessary so that the fencing command is not overwritten and unauthorized operations are not performed by unintended operating system users.
- If the fencing command returns a value other than 0, Mirroring Controller will cancel the degradation process, so it is necessary for the user to check the status of the server, and switch or disconnect it manually.
- Before executing the fencing command, check if the server is already fenced, to avoid the command terminating abnormally.
- If the command times out, Mirroring Controller will stop the command, output an error message, and cancel the degradation process.

## Information

The fencing command can be implemented by simply stopping the operating system or server. For example, if stopping the power for the database server, it is possible to use a utility to control the hardware control board in environments equipped with boards compatible with IPMI hardware standard.

Below is a sample script of a fencing command that powers off the database server using the IPMI tool.

Sample shell script

```
/installDir/share/mcarb_execute_fencing.sh.sample
```

## C.2 Arbitration Command

---

### Format

The syntax for calling the arbitration command from the Mirroring Controller process is described below.

```
arbitrationCmd cmdServerId targetServerId primarycenter
```

### Input

*cmdServerId*

ID of the database server that called the command

*targetServerId*

ID of the database server to arbitrate

primarycenter

Fixed value

## Output

Return value

0: The database server to arbitrate has an issue, and Mirroring Controller will continue the degradation process.

Other than 0: The database server to arbitrate is normal, and Mirroring Controller will cancel the degradation process.

## Description

Identifies the database server to arbitrate based on the input server identifier, and checks the status of the server.

## Notes

- The command is executed by the operating system user who started Mirroring Controller.
- The operating system user who started Mirroring Controller must have execution privileges to the command. Otherwise, the command will not be called, and the degradation process will be canceled.
- If the command times out, Mirroring Controller will stop the command, output an error message, and cancel the degradation process.

## C.3 State Transition Commands

---

State transition commands include the three types of user commands below. Any of the commands can be implemented by Mirroring Controller in conjunction with database server status transitions.

- Post-switch command
- Pre-detach command
- Post-attach command

### C.3.1 Post-switch Command

---

#### Format

The syntax for calling the post-switch command from the Mirroring Controller process is described below.

```
postswitchCmd serverIdentifier primarycenter
```

#### Input

*serverIdentifier*

ID of the database server (new primary server) that was switched

*primarycenter*

Fixed value

#### Output

Return value

None

#### Notes

- The command is executed by the operating system user who started Mirroring Controller.
- The operating system user who started Mirroring Controller must have execution privileges to the command. Otherwise, the command will not be called.
- If the command times out, Mirroring Controller will stop the command, output an error message, and cancel the process.

## C.3.2 Pre-detach Command

---

### Format

The syntax for calling the pre-detach command from the Mirroring Controller process is described below.

```
predetachCmd cmdServerId serverRole targetServerId primarycenter
```

### Input

*cmdServerId*

ID of the database server that called the command

Server role

Role of the database server that called the command

primary: Primary

standby: Standby

*targetServerId*

ID of the standby server to be disconnected from the cluster system

primarycenter

Fixed value

### Output

Return value

None

### Notes

- The command is executed by the operating system user who started Mirroring Controller.
- The operating system user who started Mirroring Controller must have execution privileges to the command. Otherwise, the command will not be called, however, Mirroring Controller will output an error message and continue the process.
- If the command times out, Mirroring Controller will stop the command, output an error message, and cancel the process.

## C.3.3 Post-attach Command

---

### Format

The syntax for calling the post-attach command from the Mirroring Controller process is described below.

```
postattachCmd cmdServerId serverRole targetServerId primarycenter
```

### Input

*cmdServerId*

ID of the database server that called the command

Server role

Role of the database server that called the command

primary: Primary

standby: Standby

*targetServerId*

ID of the standby server to be attached to the cluster system

primarycenter

Fixed value

### **Output**

Return value

None

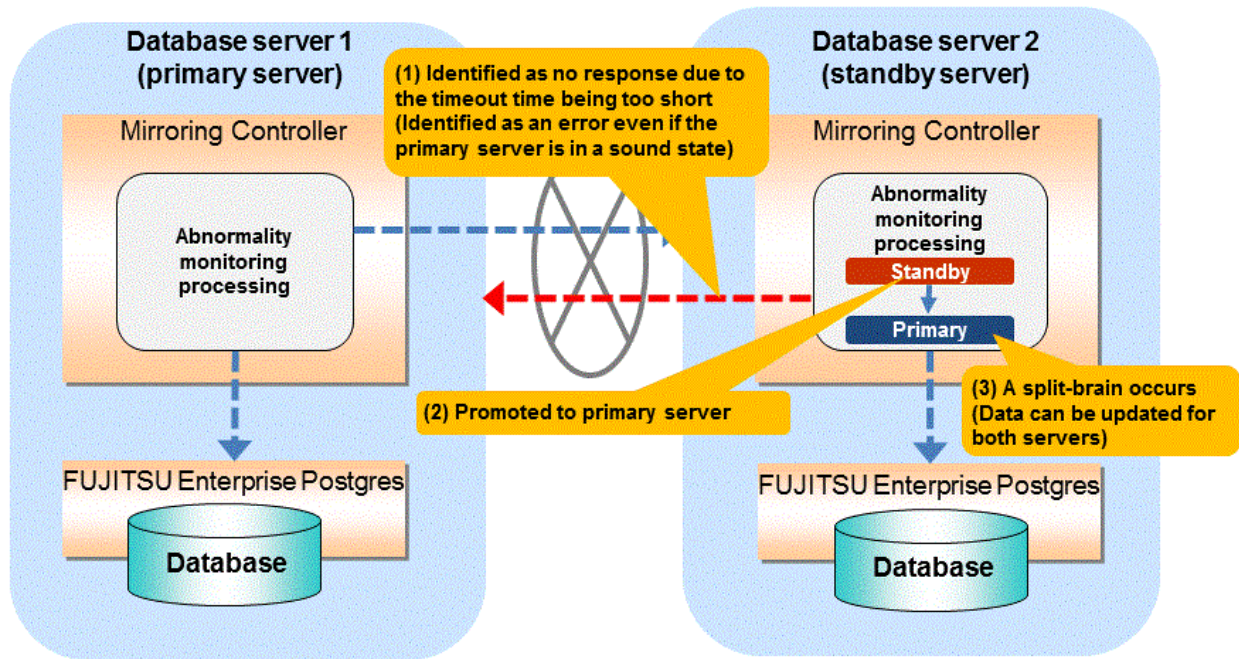
### **Notes**

- The command is executed by the operating system user who started Mirroring Controller.
- The operating system user who started Mirroring Controller must have execution privileges to the command. Otherwise, the command will not be called.
- If the command times out, Mirroring Controller will stop the command, output an error message, and cancel the process.

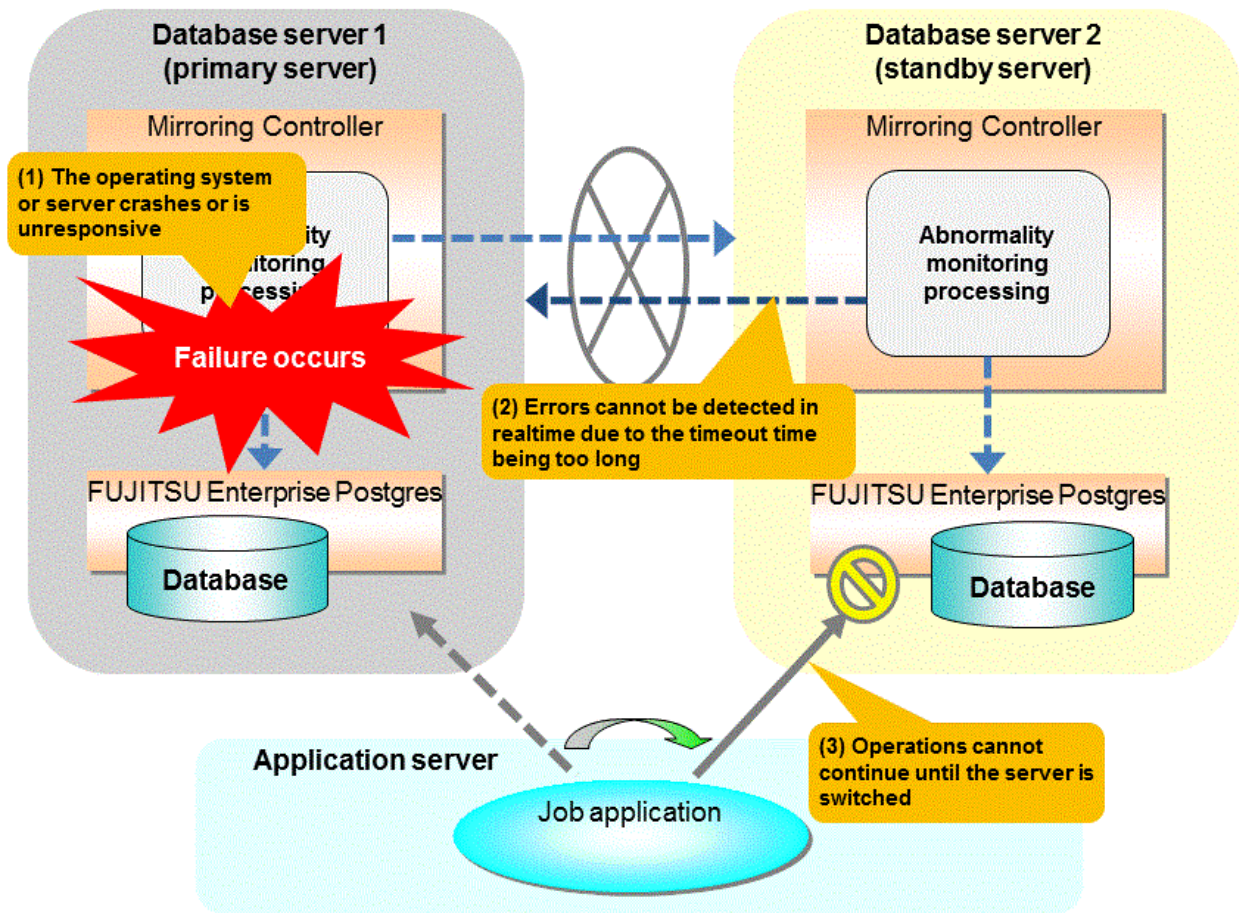
# Appendix D Notes on Performing Automatic Degradation Immediately after a Heartbeat Abnormality

The type of issue below occurs if automatic degradation is performed unconditionally after an issue is detected during heartbeat monitoring of an operating system or server, and heartbeat monitoring was not properly tuned.

- If the timeout time is too short



● If the timeout time is too long



**Notes on monitoring when the operating system or server crashes or is unresponsive**

As illustrated in the diagram above, timeout is used to monitor whether the operating system or server crashes or is unresponsive. Therefore, if tuning has not been performed correctly, there is a risk of a split-brain mistakenly occurring even if the server is in a sound state.

Split-brain is a phenomenon in which both servers temporarily operate as primary servers, causing data updates to be performed on both servers.

**Split-brain detection method**

It can be confirmed that split-brain occurs under the following conditions:

1. When the mc\_ctl command is executed in status mode on both servers, the "host\_role" of both servers is output as "primary", and
2. The following message is output to the system log of one of the servers:

```
promotion processing completed (MCA00062)
```

**How to recover from a split-brain**

Use the procedure described below. Note that the new primary server is the server that was confirmed in step 2 of the aforementioned detection method.

1. Stop all applications that are running on the old and new primary servers.
2. Investigate and recover the database.  
Investigate the update results that have not been reflected to the new primary server from the database of the old primary server, and apply to the new primary server as necessary.
3. Stop the old primary server instance and the Mirroring Controller.

4. Resume the applications that were stopped in step 1.
5. Recover the old primary server.  
While referring to "[2.5 Setting Up the Standby Server](#)", build (set up) the old primary server as the new standby server, from the new primary server.



## Appendix E WebAdmin Disallow User Inputs Containing Hazardous Characters

WebAdmin considers the following as hazardous characters, which are not allowed in user inputs.

- | (pipe sign)
- & (ampersand sign)
- ; (semicolon sign)
- \$ (dollar sign)
- % (percent sign)
- @ (at sign)
- ' (single apostrophe)
- " (quotation mark)
- \ ' (backslash-escaped apostrophe)
- \ " (backslash-escaped quotation mark)
- <> (triangular parenthesis)
- () (parenthesis)
- + (plus sign)
- CR (Carriage return, ASCII 0x0d)
- LF (Line feed, ASCII 0x0a)
- , (comma sign)
- \ (backslash)

## Appendix F Collecting Failure Investigation Data

If the cause of an error that occurs while building the environment or during operations is unclear, data must be collected for initial investigation.

This appendix describes how to collect data for initial investigation.

Use the `pgx_fjqssinf` command to collect data for initial investigation.



See

.....  
Refer to the Reference for information on the `pgx_fjqssinf` command.  
.....

# Index

| [A]  | [E]  |
|--|--|
| Action Required when a Heartbeat Abnormality is Detected.. 59  | Encryption of Transaction Logs Transferred to the Standby Server..... 13                     |
| Action Required when All Database Servers or Instances Stopped ..... 83                                      |  |
| Action Required when an Error Occurs in the Database Multiplexing Mode..... 73                               | [F]  |
| Action Required when Automatic Disconnection Fails..... 83   | Failback of the Primary Server..... 78   |
| Action Required when Automatic Switch Fails..... 82  | Fencing Command..... 119   |
| Action Required when Server Degradation Occurs..... 73   | [H]  |
| Addressing Errors During Degrading Operation..... 81   | How to Execute the mc_ctl Command..... 117   |
| Application Connection Server Settings..... 35   | [I]  |
| arbitration.conf file..... 114   | Identify cause of error and perform recovery..... 76,81                                      |
| Arbitration Command..... 120   | Identify Cause of Error and Restore the Standby Server..... 75                               |
| Arbitration Configuration File..... 114  | Identify Cause of Error and Restructure the Standby Server... 80                             |
| Arbitration Server Maintenance..... 66   | If Performing the Referencing Job on the Synchronous Standby Server..... 6                   |
| Arbitration Server Process..... 9  | If Prioritizing the Main Job on the Primary Server..... 6                                    |
| Arbitration Server Resources..... 9  | Installation..... 15   |
| Authentication of the Standby Server..... 13   |  |
|  | [M]  |
| [B]  | Manually Disconnecting the Standby Server..... 58  |
| Backing up Database Multiplexing Mode Information..... 52  | Manually Switching the Primary Server..... 58  |
| Backup Data Storage Destination Directory..... 117   | Matching the system times..... 14  |
| Backup Operation..... 52   | Mirroring Controller Resources..... 8  |
|  | Monitoring Mirroring Controller Messages..... 59   |
| [C]  | Monitoring Using Database Multiplexing Mode..... 4   |
| Changes in Operation..... 67   | [N]  |
| Changes Required when the Standby Server is Stopped..... 67  | network.conf file..... 104   |
| Changing from Database Multiplexing Mode to Single Server Mode..... 69                                       | Network Configuration File..... 104  |
| Changing from Single Server Mode to Database Multiplexing Mode..... 68                                       | Notes on CPU Architecture and Products..... 10   |
| Changing Parameters..... 72  | Notes on Performing Automatic Degradation Immediately after a Heartbeat Abnormality..... 124 |
| Changing to Database Multiplexing Mode when the Arbitration Server is Used for Automatic Degradation..... 71 | [O]  |
| Checking the Behavior..... 35  | Operations in Database Multiplexing Mode..... 54   |
| Checking the Connection Status..... 33   | Operations when the Server has Started Degrading after a Disconnection has Occurred..... 79  |
| Checking the Connection Status on a Database Server..... 34  | Operations when the Server has Started Degrading after a Switch has Occurred..... 73         |
| Checking the Connection Status on the Arbitration Server..... 34   | Overview of Database Multiplexing Mode..... 1  |
| Checking the Database Multiplexing Mode Status..... 56   |  |
| Checking the Status of the Arbitration Server..... 57  | [P]  |
| Checking the Status of the Database Server..... 56   | Parameters..... 99   |
| Configuring ICMP..... 14   | Parameters Set on the Primary Server..... 99   |
| Configuring the Arbitration Server..... 16   | Parameters Set on the Standby Server..... 101  |
| Confirming the Streaming Replication Status..... 33  | Post-attach Command..... 122   |
| Creating, Setting, and Registering the Primary Server Instance 23  | Post-switch Command..... 121   |
| Creating, Setting, and Registering the Standby Server Instance 29  | postgresql.conf file..... 99,101   |
| Creating Applications..... 34  | Pre-detach Command..... 122  |
|  | Preparing for Setup..... 16  |
| [D]  | Preparing the Backup Disk..... 16  |
| Database Backup Operation..... 52  | Preparing the Database Server..... 16  |
| Database Server Processes..... 9   |  |
| Deciding on Operation when a Heartbeat Abnormality is Detected..... 10                                       | [R]  |
|  | Rebuild the Standby Server..... 78,81  |

|  |       |
|--|-------|
| Recovering from an Incorrect User Operation.....                   | 87    |
| Recovery of the Mirroring Controller management directory<br>..... | 76,81 |
| Redundancy of the Admin and Log Transfer Networks.....             | 10    |
| Referencing on the Standby Server.....                             | 6     |
| Rolling Updates.....   | 61    |

[S]

|  |       |
|--|-------|
| Security in Database Multiplexing.....   | 11    |
| ServerConfiguration File.....  | 107   |
| Server Configuration File for the Database Servers.....  | 107   |
| serverIdentifier.conf file.....  | 107   |
| Server Maintenance.....  | 61    |
| Setting Automatic Start and Stop of Mirroring Controller and<br>Multiplexed Instances.....             | 49    |
| Setting Automatic Start and Stop of the Mirroring Controller<br>Arbitration Process.....               | 51    |
| Setting Up Database Multiplexing Mode.....   | 14    |
| Setting Up Database Multiplexing Mode on the Primary Server  | 19    |
| Setting Up Database Multiplexing Mode on the Standby Server  | 28    |
| Setting Up the Arbitration Server.....   | 16    |
| Setting Up the Primary Server.....   | 19    |
| Setting Up the Standby Server.....   | 27    |
| Setup.....   | 14    |
| Starting and Stopping Mirroring Controller.....  | 54    |
| Starting and Stopping the Mirroring Controller Arbitration<br>Process.....                             | 54    |
| Starting Mirroring Controller on the Primary Server.....   | 27    |
| Starting Mirroring Controller on the Standby Server.....   | 30    |
| Starting the Mirroring Controller Arbitration Process.....   | 19,54 |
| State Transition Commands.....   | 121   |
| Stop Mirroring Controller.....   | 75,80 |
| Stopping for Maintenance.....  | 66    |
| Stopping the Mirroring Controller Arbitration Process.....   | 54    |
| Supplementary Information on Building the Primary Server and<br>Standby Server on the Same Server..... | 117   |
| System Configuration for Database Multiplexing Mode.....   | 6     |

[T]

|  |    |
|--|----|
| Tuning.....  | 35 |
| Tuning for Optimization of Degrading Operation Using<br>Abnormality Monitoring.....                                | 36 |
| Tuning to Stabilize Queries on the Standby Server.....   | 35 |
| Tuning to Stabilize Queries on the Standby Server (when<br>Performing Frequent Updates on the Primary Server)..... | 35 |
| Tuning to Stabilize the Database Multiplexing Mode.....  | 35 |

[U]

|   |    |
|---|----|
| Uninstalling in Database Multiplexing Mode.....                           | 72 |
| Users who perform setup and operations on the arbitration server<br>..... | 14 |
| Users who perform setup and operations on the database server             | 14 |

[W]

|   |   |
|---|---|
| What is Database Multiplexing Mode..... | 1 |
|---|---|

# FUJITSU Enterprise Postgres 13 on IBM LinuxONE™



## Connection Manager User's Guide

# Preface

---

## Purpose of this document

This document describes the Connection Manager features of FUJITSU Enterprise Postgres.

## Intended readers

This document is aimed at people who use the Connection Manager features.

Readers of this document are also assumed to have general knowledge of:

- FUJITSU Enterprise Postgres
- PostgreSQL
- Linux

## Structure of this document

This document is structured as follows:

### [Chapter 1 Connection Manager Features](#)

Explains the features and Mechanisms of the Connection Manager.

### [Chapter 2 Setting Up](#)

Explains setting up the Connection Manager.

### [Chapter 3 Using from an Application](#)

Explains how to use the Connection Manager from an application.

### [Appendix A System Views](#)

Explains the system view of Connection Manager.

## Export restrictions

If this document is to be exported or provided overseas, confirm legal requirements for the Foreign Exchange and Foreign Trade Act as well as other laws and regulations, including U.S. Export Administration Regulations, and follow the required procedures.

## Issue date and version

|                         |
|-------------------------|
| Edition 1.0: April 2021 |
|-------------------------|

## Copyright

Copyright 2020-2021 FUJITSU LIMITED

# Contents

---

|  |    |
|--|----|
| Chapter 1 Connection Manager Features.....                                       | 1  |
| 1.1 Heartbeat Monitoring Feature.....  | 1  |
| 1.1.1 Difference from TCP keepalive.....   | 1  |
| 1.1.2 Mechanism of Heartbeat Monitoring Feature.....                             | 2  |
| 1.2 Transparent Connection Support Feature.....                                  | 3  |
| 1.2.1 Mechanism of Connections using Transparent Connection Support Feature..... | 3  |
| Chapter 2 Setting Up.....  | 4  |
| 2.1 Setting Up the Client Side.....  | 4  |
| 2.1.1 Creating a Directory for the conmgr Process.....                           | 4  |
| 2.1.2 Configuring conmgr.conf.....   | 4  |
| 2.2 Setting Up the Server Side.....  | 8  |
| 2.2.1 Configuring postgresql.conf.....   | 8  |
| 2.2.2 Introducing the watchdog extension.....                                    | 9  |
| 2.3 Removing Setup.....  | 9  |
| Chapter 3 Using from an Application.....   | 10 |
| 3.1 Connection Method.....   | 10 |
| 3.2 How to Detect Instance Errors.....   | 10 |
| 3.3 How to Use in libpq.....   | 10 |
| 3.3.1 How to Specify Multiple Connection Destinations.....                       | 10 |
| 3.3.2 Using the Asynchronous Connection Method.....                              | 11 |
| 3.3.3 Using an Asynchronous Communication Method.....                            | 11 |
| 3.3.4 Behavior of PQhost() or PQhostaddr() or PQport().....                      | 11 |
| 3.3.5 Behavior of PQstatus().....  | 11 |
| 3.3.6 PQcmSocket().....  | 11 |
| Appendix A System Views.....   | 12 |
| A.1 pgx_stat_watchdog.....   | 12 |
| Index.....   | 13 |

# Chapter 1 Connection Manager Features

The Connection Manager provides the following features:

## Heartbeat monitoring feature

Detects kernel panics between the server running the client and the server running the PostgreSQL instance (hereinafter referred to as instance), physical server failures, and inter-server network link downs, and notifies the client or instance. The client is notified as an error event through the SQL connection, and the instance will be notified in the form of a force collection of SQL connections with clients that are out of service.

## Transparent connection support feature

When an application wants to connect to an instance of an attribute in a set of instances configured for replication, it can connect to that instance without being aware of which server it is running on.



### Information

- The available client drivers for Connection Manager are libpq (C language library) and ECPG (embedded SQL in C).

Each function is described below.

## 1.1 Heartbeat Monitoring Feature

Describes the Connection Manager's heartbeat monitoring feature.



### Note

The Connection Manager does not monitor for delays, such as CPU busy occurring in the postmaster process or in the backend processes to which the application connects directly, or for no response, such as due to a software bug. It also does not monitor application downtime or unresponsiveness. To detect these, use various timeout features provided by PostgreSQL or the client drivers.

### 1.1.1 Difference from TCP keepalive

A peer of TCP connections cannot automatically detect a link down or server down.

There are two main methods to detect it. One is the operating system (Not all operating systems support it) TCP keepalive feature, and the other is the keepalive-equivalent timeout function implemented at the application layer. Connection Manager's heartbeat monitoring capabilities are categorized as the latter.

The operating system TCP keepalive feature has the following disadvantages, but the Connection Manager's heartbeat monitoring feature does not:

- The keepalive does not work when the TCP layer cannot receive an acknowledgement (ACK) and retransmits the packet repeatedly. This means that it is not possible to detect a down (For example, if a network goes down,) before sending some data and receiving ACK from the other side. There is also a parameter to interrupt retransmissions, which is not supported by some operating systems. The Connection Manager's heartbeat monitoring feature does not have this disadvantage because it is timeout monitoring at the application layer.
- The periodic packets for keepalive are sent per-TCP socket. If an instance accepts too many (For example, a few thousand clients) SQL connections, the load on the instance side cannot be ignored. The Connection Manager's heartbeat monitoring feature greatly reduces the load by allowing packets to be sent to the instance on a per-server basis on which the client runs.



## 1.1.2 Mechanism of Heartbeat Monitoring Feature

On the client side, the user must start one monitoring process using the `cm_ctl` command for the set of the instances to be monitored. This process, called the "conmgr process", can only be started by a user who is not an administrator (e.g. `superuser(root)` on Linux). An instance set is a collection of one or more instances that make up replication. One configuration file (`conmgr.conf`) for each conmgr process is used to set the information about the set of the instances being monitored and the parameters for monitoring.

On the server side, by installing PostgreSQL's EXTENSION that is called "watchdog", the postmaster will start two processes as background workers at instance startup.

One is the process for sending and receiving packets to and from the conmgr process for heartbeat monitoring. It is called "watchdog process". The other is the process for forcibly terminating SQL connections of the clients for which the watchdog process detects a failure on heartbeat monitoring. It is called "terminator process". SQL connections that do not use Connection Manager is also terminated, because the terminator process terminates them by IP address as key.



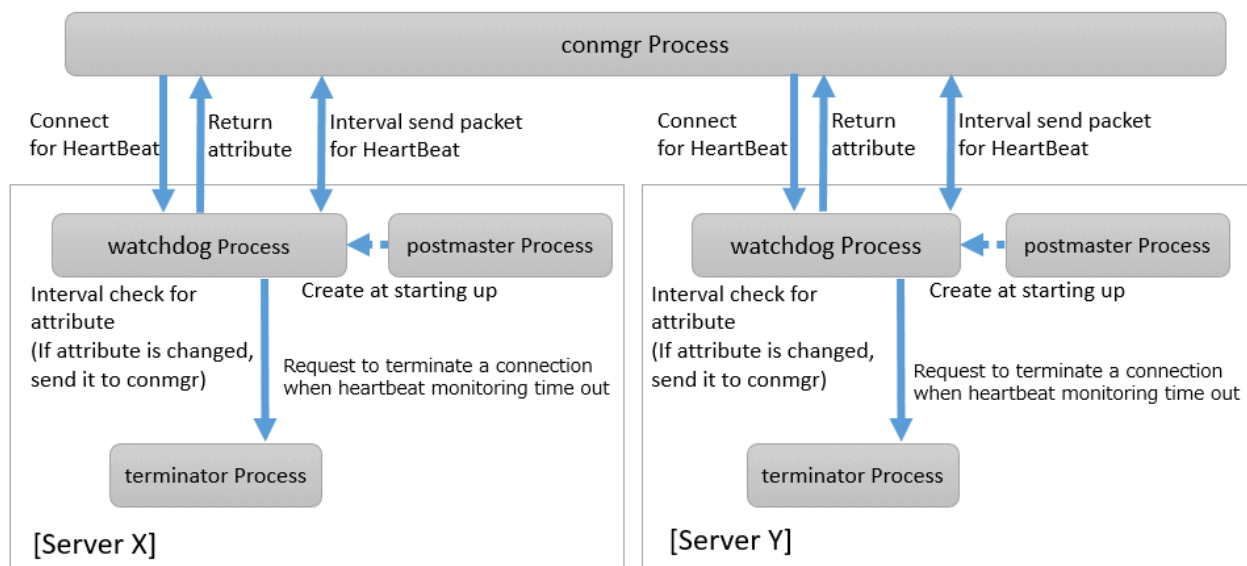
Note

### System Configuration Notes

For replication, it is recommended that the instance that connects to the upstream instance of replication and the conmgr process that regards the upstream instance as an instance to be monitored for heartbeat (specified in `backend_host` parameter or `backend_hostaddr` parameter that is a configuration parameter of conmgr process) be not placed on the same server. This is because if the conmgr process stops normally or abnormally, the terminator process in the upstream instance will also kill the replication connection. The replication connection will reconnect automatically even if it is forcibly disconnected, so replication will continue without any problems. However, this can be a problem when the replication load is high or on systems that are sensitive to replication delays.

Note that the replication connection have different monitoring feature than the Connection Manager, so there is no need to monitor the Connection Manager for heartbeat. Refer to PostgreSQL documentation for details.

The process relationship is as follows:



See

Refer to "`cm_ctl`" in the Reference for information on `cm_ctl` command.

## 1.2 Transparent Connection Support Feature

The features similar to Connection Manager's transparent connection support feature can be found in PostgreSQL's libpq and other client drivers.

Using libpq as an example, the connection parameter to use that feature is `target_session_attrs` parameter. If this parameter is used not through Connection Manager, libpq will attempt to find the required instance by connecting sequentially to all instances of the set of instance requested by the `host` parameter or `hostaddr` parameter. In the worst case, libpq may find the promoted primary at the connection to the last instance of instance set. This means that you cannot predict how long it will take to complete the switch.

However, when combined with the Connection Manager, the `conmgr` process obtains its attributes via the `watchdog` process from all servers in a set of servers in advance, so that the connections to that server can be initiated as soon as the application requests it.

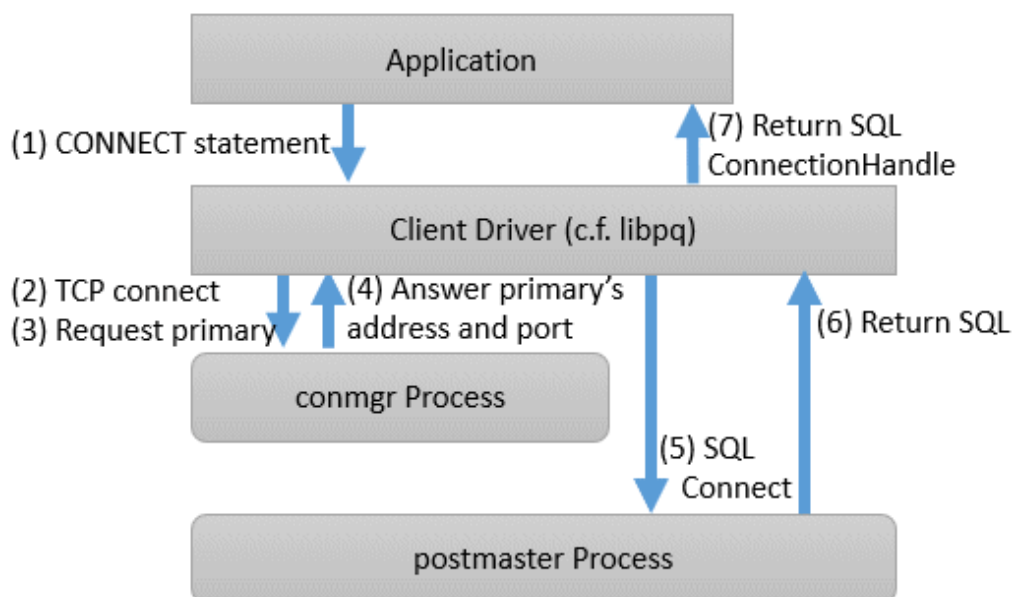
### 1.2.1 Mechanism of Connections using Transparent Connection Support Feature

A connection using this mechanism actually consists of two steps, but from the perspective of the application, it looks like a single SQL connection. In the application's connection string, specify the IP address or host name (In most cases it is "localhost") and port number where the `conmgr` process listens, and `target_session_attrs` parameter. You do not need to explicitly state that the connection is to the `conmgr` process. This is because the client driver can automatically determine whether the connection is to a instance or a `conmgr` process.

In the first phase of the connection, the client driver receives a connection request from the application and connects to the location specified in the connection string. Initially, it uses the protocol PostgreSQL requests, and if it learns in the middle that the connection is to a `conmgr` process, it asks the `conmgr` process for the IP address and port number that the instance with the attributes specified in the connection parameter `target_session_attrs` is listening for. If the destination is a backend process rather than a `conmgr` process, the connection process completes immediately and continues to send and receive data for normal SQL execution. The first stage of processing falls within the scope of timeout monitoring for SQL connection processing by each client driver. For example, the `connection_timeout` parameter of libpq.

In the second phase of the connection, the client driver connects to the instance using the IP address and port number from the `conmgr` process. Thereafter, the client driver and the instance directly send and receive the data for SQL execution. This ensures that the Connection Manager does not affect the performance of the SQL execution.

When the client driver is waiting to receive data after the second stage is completed, it monitors the reception of data to the two sockets obtained at each stage of the connection. This allows the client driver to know when, for example, the `conmgr` process notifies the client of a network link down.



# Chapter 2 Setting Up

Describes setting up the Connection Manager.

## 2.1 Setting Up the Client Side

On the client side, configure settings for the conmgr process.

### 2.1.1 Creating a Directory for the conmgr Process

You need one conmgr process for each set of instances that you want to configure for replication. Assign a dedicated directory to each conmgr process. This directory must assign read, execute, and write permissions for the user who starts the conmgr process.

This directory is specified when you run the `cm_ctl` command, which starts and stops the conmgr process. To specify a directory in the `cm_ctl` command, set it in the environment variable `CMDATA` or specify it in the `-D` option.

### 2.1.2 Configuring `conmgr.conf`

Place the configuration file `conmgr.conf` in the directory for the conmgr process.

#### Syntax for `conmgr.conf`

- In `conmgr.conf`, after the symbol(`#`) are considered comments.
- The parameter name = value" is a set of settings and must be written on one line.
- Set the value in a format that matches the type of each parameter. The types and formats are:
  - integer: Numeric type. Express as a sequence of numbers in decimal number.
  - string: String type. You can also include spaces by enclosing them in quotation marks(`'`). If you include quotation marks, escape them.
  - enum: Enumeration type. Possible values are determined.

#### Parameters to Set

##### port (integer)

Specify the port number on which the conmgr process listens for connections from the applications.

The value must be greater than or equal to 1 and less than or equal to 65535. The default is 27546. You must restart conmgr process for this parameter change to take effect.

##### backend\_host\* (string)

Specify the host name or IP address of the instance.

You can also use IPv6 address. If you specify the IP address directly, you can save time by using `backend_hostaddr` parameter. If `backend_host` parameter and `backend_hostaddr` parameter are both specified, `backend_hostaddr` parameter is used. You must restart conmgr process for this parameter change to take effect.

To distinguish multiple instances, append a zero-based number immediately after the parameter name, such as `backend_host0`, `backend_host1`,... This number is called the instance number. A parameter identified by the same instance number configures the settings of a single instance. If you want to exclude some instances from your replication configuration, you can simply remove the settings for that instance.



Refer to "System Configuration Notes" in "[1.1.2 Mechanism of Heartbeat Monitoring Feature](#)" for details.

For example, if two instances are listening on "host name:host0, port number:5432" and "host name:host1, port number:2345", write as follows.

```
backend_host0='host0'  
backend_port0=5432  
backend_host1='host1'  
backend_port1=2345
```

You can also mix different instance number settings:

```
backend_host0='host0'  
backend_host1='host1'  
backend_port0=5432  
backend_port1=2345
```

It does not matter if the instance number is missing as in the following (instance number 1):

```
backend_host0='host0'  
backend_host2='host2'  
backend_port0=5432  
backend_port2=2345
```

If the host name is omitted even if the port is specified, as in the following instance number 1, it is regarded as a missing number.

```
backend_host0='host0'  
backend_host2='host2'  
backend_port0=5432  
backend_port1=5555  
backend_port2=2345
```

#### **backend\_hostaddr\*(string)**

Same as `backend_host` parameter except no name resolution is used.

#### **backend\_port\* (integer)**

Specify the port number the postmaster of the instance will listen on.

The value must be greater than or equal to 1 and less than or equal to 65535. The default is 27500. Append the instance number as you would for `backend_host` parameter. You must restart `conmgr` process for this parameter change to take effect.

#### **watchdog\_port\* (integer)**

Specify the port number on which the watchdog process listens.

The `conmgr` process connects to this port, but the user application does not. you must set it to the same value as `watchdog.port` parameter in `postgresql.conf`. The value must be greater than or equal to 1 and less than or equal to 65535. The default is 27545. Append the instance number as you would for `backend_host` parameter. You must restart `conmgr` process for this parameter change to take effect.

#### **heartbeat\_interval (integer)**

Specify the interval at which heartbeat packets are sent for heartbeat monitoring.

Used in conjunction with `heartbeat_timeout` parameter. Connection Manager heartbeat monitoring always continues to send packets periodically from both ends of the connection. If a packet is not received from the other side within a certain period of time, the link is considered down.

Note that this method is different from TCP keepalive. TCP keepalive send a keepalive packet only when there is a certain amount of inactivity (idle), and expects to receive an ACK for that packet. If TCP keepalive does not receive an ACK, it repeats this a specified number of times and then assumes that the link is down.

The `heartbeat_interval` parameter and `heartbeat_timeout` parameter are propagated from the `conmgr` process to the watchdog process, and also apply to the interval between the transmissions of heartbeat packets from the watchdog process. If a watchdog process is connected from both a `conmgr` process with a `heartbeat_interval` parameter of 3 seconds and a `conmgr` process with a `heartbeat_interval` of 5 seconds, it sends heartbeat packets every 3 seconds to the former process and every 5 seconds to the latter process. The unit is seconds. Specify a value equal to or more than 1 second. The default is 10 seconds. You must restart `conmgr` process for this parameter change to take effect.

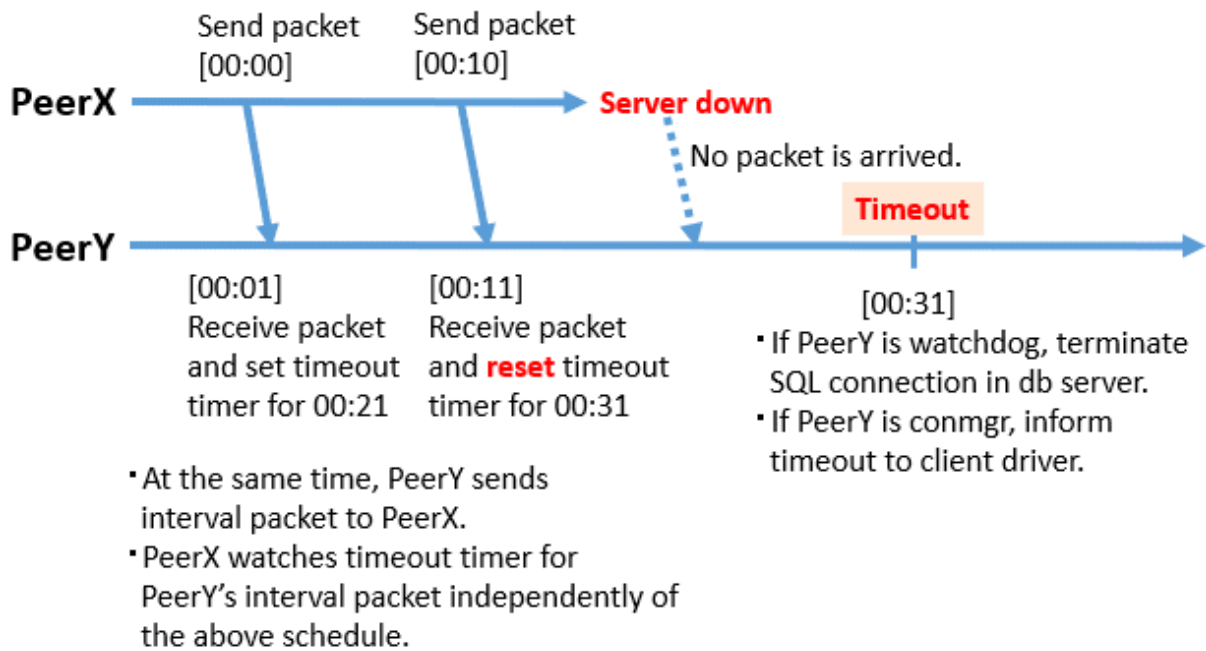
#### **heartbeat\_timeout (integer)**

If a heartbeat packet for heartbeat monitoring cannot be received for more than the time specified by this parameter, an error is assumed to have occurred and the application is notified of the error.

This parameter should be decided on the basis of the heartbeat\_interval parameter. No error occurs when the configuration file is loaded, but it is always considered abnormal by heartbeat monitoring if it is at least not greater than the heartbeat\_interval parameter. The unit is seconds. Specify a value equal to or more than 1 second. The default is 20 seconds. You must restart the conmgr process for this parameter change to take effect.

Refer to the following figure for the relationship between the heartbeat\_interval parameter and heartbeat\_timeout parameter settings and the heartbeat timeout.

[Configuration: heartbeat\_interval=10, heartbeat\_timeout=20]



heartbeat\_connect\_interval (integer)

Specify the interval between attempts to establish heartbeat monitoring again after detecting an abnormality.

This parameter is useful when only the database server is started, but not the instance. In such a situation, the TCP connection fails immediately, and retries cannot be attempted without an interval. If you specify an excessively long value, you may delay noticing the start of the instance. If a connection attempt fails for a long time, it will attempt the next connection after the time specified by heartbeat\_connect\_interval parameter has elapsed. The unit is seconds. Specify a value equal to or more than 1 second. The default is 1 second. You must restart conmgr for this parameter change to take effect.

heartbeat\_connect\_timeout (integer)

Specify the connection timeout for establishing heartbeat monitoring.

The connection includes the time it takes to send the TCP connection and the first heartbeat packet to the watchdog process and receive a reply from the watchdog process. This parameter is particularly needed when the other server is down or the network is disconnected. This is because TCP connections are attempted over a long period of time, depending on the operating system configuration, and the connection takes a long time to fail. The unit is seconds. Specify a value equal to or more than 1 second. The default is 10 seconds. You must restart conmgr process for this parameter change to take effect.

log\_destination (string)

Specify the destination of the message.

You can specify multiple destinations. Use commas to separate multiple entries and enclose all in single quotation marks. "stderr" and "syslog" can be specified. The default is to print only to stderr. You must restart conmgr process for this parameter change to take effect.

syslog\_facility (enum)

Specify the syslog facility.

Valid only if `log_destination` parameter includes "syslog". LOCAL0, LOCAL1, LOCAL2, LOCAL3, LOCAL4, LOCAL5, LOCAL6, or LOCAL7 can be specified.

The default is "LOCAL0". You must restart `conmgr` process for this parameter change to take effect.

#### `syslog_ident` (string)

Specify the program name used to identify the output from the `conmgr` process.

The default is "conmgr". You must restart `conmgr` process for this parameter change to take effect.

#### `log_min_messages` (enum)

Specifies the level of messages to output.

It can be DEBUG, INFO, NOTICE, WARNING, ERROR, LOG, FATAL, or PANIC. Messages below the specified level are not output. The default is "WARNING". You must restart `conmgr` process for this parameter change to take effect.

#### `max_connections` (integer)

Specifies the maximum number of simultaneous connections to the `conmgr` process.

If there are more than this maximum number of client connections, it forces the connection to be closed without sending an error message to the client.

The `conmgr` process also outputs this fact at level "LOG" to the destination specified by `log_destination`. Specify a value equal to or more than 0.

If 0 is specified, there is no limit. The default is 0. You must restart `conmgr` process for this parameter change to take effect.

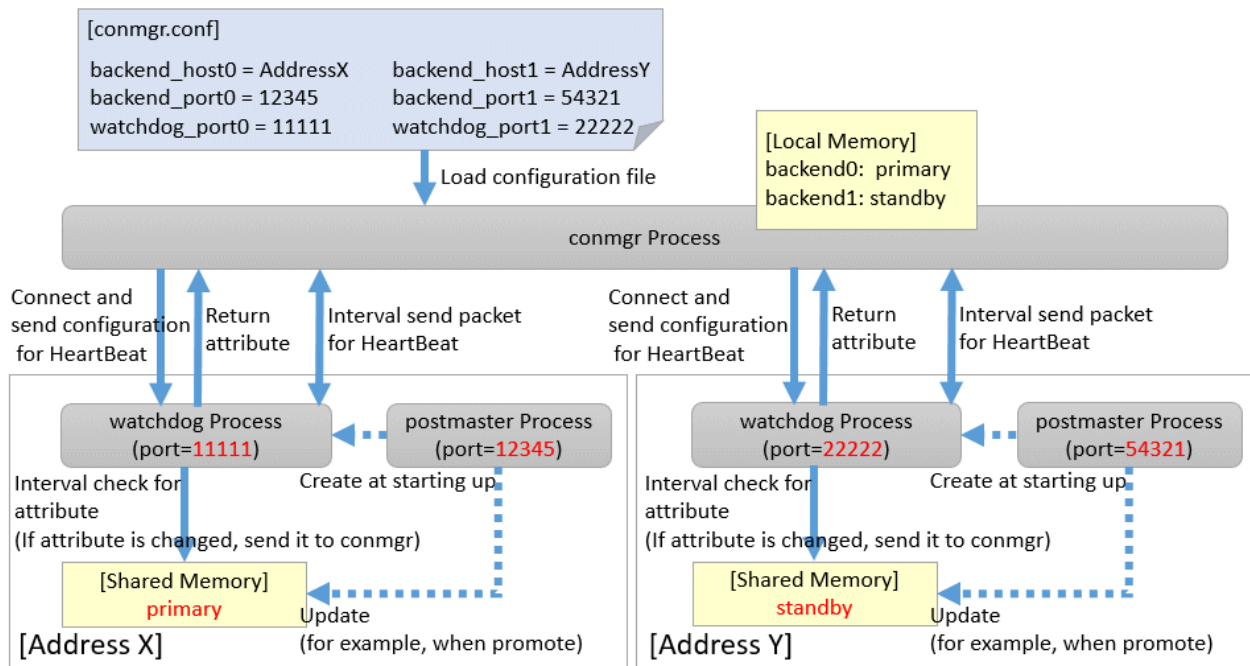
#### Note

The maximum number of file descriptors that can be opened simultaneously (You can check it with `-n` of the `ulimit` command.) imposed on a `conmgr` process by the OS user limit should be greater than the value derived from the following equation:. Otherwise, the `conmgr` process will abort if the user limit is violated.

```
9 + Number of database instances specified in conmgr.conf x 2 + max_connections specified in conmgr.conf
```

## Overview of connections definitions

The following figure shows the relationship between the IP address or host name and the port number set in `conmgr.conf` and the processes.



## 2.2 Setting Up the Server Side

On the server side, configure settings for the watchdog process.

### 2.2.1 Configuring postgresql.conf

Describes the postgresql.conf parameters that must be set when using the Connection Manager.

#### Parameters to Set

##### max\_connections

An existing PostgreSQL parameter. Add 2 to the value already set.

Connection to the instance is maintained from the time the instance is started to do the following:

- The watchdog process checks the state of the instance.
- The terminator process forces the client to terminate the SQL connection.

##### shared\_preload\_libraries

An existing PostgreSQL parameter. Add a watchdog.

The watchdog process and terminator process start when you add watchdog and restart the instance.

##### watchdog.port (integer)

Specify the port number on which the watchdog process accepts connections for heartbeat monitoring from the conmgr process.

The value must be greater than or equal to 1 and less than or equal to 65535. The default is 27545. The instance must be restarted for this parameter change to take effect.

##### watchdog.check\_status\_interval (integer)

Specify the interval between checking the attributes of a instance.

watchdog process immediately notifies the conmgr process if the attribute changes.

The unit is milliseconds. Specify a value equal to or more than 1 millisecond. The default is 1000 milliseconds. The instance must be restarted for this parameter change to take effect.

watchdog.max\_hb\_connections (integer)

Specify the maximum number of conmgr processes that connect to watchdog process.

The default is the value specified in max\_connections of postgresql.conf.

There is no upper limit, but about 200 bytes of memory are consumed for 1 connection when PostgreSQL is started.



### Note

Normally you do not need to consider, but if you have a heartbeat connection with a very large number of conmgr processes, it may violate on the maximum number of file descriptors (You can check it with -n of the ulimit command.) of the OS user limit. This is because the socket for the heartbeat connection consumes the file descriptor. Set the maximum number of file descriptors of the OS user limit to a value larger than the value calculated below from the max\_files\_per\_process parameter value and watchdog.max\_hb\_connections parameter value in postgresql.conf.

```
max_files_per_process + watchdog.max_hb_connections x 2
```

## 2.2.2 Introducing the watchdog extension

---

Execute the CREATE EXTENSION statement with watchdog.

Example)

```
postgres=# CREATE EXTENSION watchdog;  
CREATE EXTENSION
```

This allows you to see the [pgx\\_stat\\_watchdog view](#) for information about the watchdog process.

## 2.3 Removing Setup

---

No work is required on the client side.

On the server side, drop watchdog extension by DROP EXTENSION statement and remove it from shared\_preload\_libraries.

Example)

```
postgres=# DROP EXTENSION watchdog;  
DROP EXTENSION
```



# Chapter 3 Using from an Application

Describes how to use the Connection Manager from an application.

## 3.1 Connection Method

When connecting to the instance using ConnectionManager, specify the following values in the connection parameters of the application. Application connection parameters are parameters that specify the database IP address, host name, port number, etc., which are originally specified when connecting to the database from the application. For example, when using libpq, specify "localhost" for the host parameter and specify the port number on which the conmgr process listens for the port parameter.

Connection parameters not shown here are used directly by the instance in the second stage of the connection, connecting to the instance (connecting to an instance without the Connection Manager), and the conmgr process does not check or use it.

### Connection destination address

Specify "localhost". Unix domain sockets are not allowed.

It is possible to connect to a remote conmgr process, but it should not be used for other purposes expect such as testing. This is because there is no mechanism between the application and the conmgr process to detect the remote server down or the network link down, making the Connection Manager meaningless.

### Port number

Specify the value specified for the port parameter in conmgr.conf.

### Connection destination instance attributes

Follow the "Target server" in the application connection switch feature. Refer to "Target server" in "Connection Information for the Application Connection Switch Feature" in the "Application Development Guide" for information on the target server in the application connection switch feature.

## 3.2 How to Detect Instance Errors

Only special if you are using libpq's asynchronous communication method. For additional discovery methods, refer to "Errors when an Application Connection Switch Occurs and Corresponding Actions" of the for each client driver in the "Application Development Guide". If the conmgr process goes down while accessing it, or if the conmgr process tries to establish a SQL connection while it is down, the same error is returned as if the instance went down.

## 3.3 How to Use in libpq

libpq provides very detailed communication control. Therefore, to detect a heartbeat error through the conmgr process, you may need to modify the existing application logic.



See

Refer to "libpq - C Library" in the PostgreSQL Documentation on functions described below.

### 3.3.1 How to Specify Multiple Connection Destinations

The host parameter or hostaddr parameter in the connection string not only specifies the destination of one conmgr process, but can also be a mixture of destinations of other conmgr processes and postmaster. In this case, the connections are tried in the order listed.

For example, if the connection string specifies conmgr1, conmgr2 in that order, and if conmgr1 does not know the server for the attribute specified in target\_session\_attrs parameter, it queries conmgr2 for the destination. And, for example, if postmaster1, conmgr1 is specified, it will attempt to connect directly to the database instance pointed to by postmaster1. If this fails, query conmgr1 for a connection.

### 3.3.2 Using the Asynchronous Connection Method

---

An asynchronous connection method is to use a function like `PQconnectStart()` instead of a function like `PQconnectdb()`. `PQconnectStart()` returns without synchronizing the completion of the connection to the database. The user application must then monitor the sockets returned by `PQsocket()` to be readable or writable, for example by using the `poll()` system call, according to the values required by the return value of `PQconnectPoll()`.

With the Connection Manager, the socket returned by `PQsocket()` may change after a call to `PQconnectPoll()`, so be sure to reacquire the socket that you want to give to the `poll()` system call using `PQsocket()`. This behavior is similar to simply specifying multiple hosts in the connection string without using the Connection Manager.

### 3.3.3 Using an Asynchronous Communication Method

---

An asynchronous communication method is one in which the application returns control without waiting for a response from the database, and `PQsetnonblocking()` is used to asynchronize completion of transmission or completion of receipt of all results. Instead of using a function like `PQexec()`, use a function like `PQsendQuery()`. In this method, the user application monitors the socket that connects to the database returned by `PQsocket()`, for example, by using the `poll()` system call.

For example, if the link to the database goes down, simply monitoring the socket returned by `PQsocket` with the `poll()` system call will not detect it.

However, it is possible to detect the reception of database anomaly detection packets sent from the `conmgr` process, for example, by monitoring the reception of data on the socket (`POLLIN`) connecting to the `conmgr` process returned by `PQcmSocket()`. Once a reception is detected, the user application need not directly manipulate the packet. By calling something like `PQgetResult()` or `PQconsumeInput()` according to the existing application logic, it behaves as if the connection were disconnected. Refer to "Errors when an Application Connection Switch Occurs and Corresponding Actions" in the Application Development Guide on `SQLSTATE` returned, etc. If you are not using the Connection Manager, `PQcmSocket()` returns -1.

### 3.3.4 Behavior of `PQhost()` or `PQhostaddr()` or `PQport()`

---

`PQhost()`, `PQhostaddr()` or `PQport()` typically return a host parameter or `hostaddr` parameter or port parameter specified in the connection string by the user application. However, if you specify a connection destination for the `conmgr` process, the destination for the `conmgr` process you specify will be changed to the database connection destination information provided by the `conmgr` process before the connection is completed. This behavior is similar to simply specifying multiple hosts in the connection string without using the Connection Manager.

### 3.3.5 Behavior of `PQstatus()`

---

If you are using an asynchronous connection method, you can monitor the intermediate state of the connection to the database with `PQstatus()`. If you are using the Connection Manager, the enum value returned by `PQstatus()` is appended with the following:

```
CONNECTION_AWAITING_CMRESPONSE
/ * Waiting for a response from the conmgr process * /
```

### 3.3.6 `PQcmSocket()`

---

You can get a socket that leads to the `conmgr` process. It returns a value equal to or more than 0 for a valid socket, or -1 if you are not connected to the `conmgr` process.

```
int PQcmSocket(const PGconn *conn);
```

# Appendix A System Views

## A.1 pgx\_stat\_watchdog

A row in this view corresponds to conmgr process, which is connected to watchdog process. Additional columns may be added in future versions versions.

| Column             | Type    | Description   |
|--------------------|---------|---|
| conmgr_addr        | inet    | IP address of conmgr process.   |
| conmgr_port        | integer | The conmgr (ephemeral) port number that conmgr process is using to communicate with watchdog process. This is not the port number to be set in conmgr.conf. |
| heartbeat_interval | integer | The interval at which heartbeat packets are sent to and from this conmgr process. The unit is seconds.  |
| heartbeat_timeout  | integer | The timeout value for the heartbeat to and from this conmgr process. The unit is seconds.   |

# Index

---

## [B]

|                        |   |
|------------------------|---|
| backend_host*.....     | 4 |
| backend_hostaddr*..... | 5 |
| backend_port*.....     | 5 |

## [C]

|                     |   |
|---------------------|---|
| conmgr.conf.....    | 4 |
| conmgr process..... | 2 |

## [H]

|                                   |   |
|-----------------------------------|---|
| Heartbeat monitoring feature..... | 1 |
| heartbeat_connect_interval.....   | 6 |
| heartbeat_connect_timeout.....    | 6 |
| heartbeat_interval.....           | 5 |
| heartbeat_timeout.....            | 5 |

## [L]

|                       |   |
|-----------------------|---|
| log_destination.....  | 6 |
| log_min_messages..... | 7 |

## [M]

|                                |   |
|--------------------------------|---|
| max_connections (integer)..... | 7 |
| max_connections.....           | 8 |

## [P]

|                        |    |
|------------------------|----|
| pgx_stat_watchdog..... | 12 |
| port.....              | 4  |
| postgresql.conf.....   | 8  |
| PQcmlSocket().....     | 11 |

## [S]

|                               |   |
|-------------------------------|---|
| shared_preload_libraries..... | 8 |
| syslog_facility.....          | 6 |
| syslog_ident.....             | 7 |

## [T]

|   |   |
|---|---|
| terminator process.....                     | 2 |
| Transparent connection support feature..... | 1 |

## [W]

|                                     |   |
|-------------------------------------|---|
| watchdog.check_status_interval..... | 8 |
| watchdog.max_hb_connections.....    | 9 |
| watchdog.port.....                  | 8 |
| watchdog process.....               | 2 |
| watchdog_port*.....                 | 5 |

# FUJITSU Enterprise Postgres 13 on IBM LinuxONE™



## Reference

[Glossary >](#)

[Reference Guide >](#)

[Message Guide >](#)

# FUJITSU Enterprise Postgres 13 on IBM LinuxONE™



## Glossary

# Preface

---

## Purpose of this document

This document explains FUJITSU Enterprise Postgres terminology.

## Intended readers

This document is aimed at all users of FUJITSU Enterprise Postgres.

## Export restrictions

Exportation/release of this document may require necessary procedures in accordance with the regulations of your resident country and/or US export control laws.

## Issue date and version

|                         |
|-------------------------|
| Edition 1.0: April 2021 |
|-------------------------|

## Copyright

Copyright 2019-2021 FUJITSU LIMITED

# Contents

---

|               |   |
|---------------|---|
| Glossary..... | 1 |
| Index.....    | 4 |



# Glossary

---

## Arbitration command

A user command called when an abnormality is detected using operating system/server heartbeat monitoring in database multiplexing mode.

---

## Arbitration server

A dedicated server on which the Server Assistant program is installed.

---

## Archive log

Contains the history of updates made to the database, and is used during recovery.

---

## Backup data storage destination

The directory that stores the backup data.

---

## Client command

A command that is executed from the client machine and used. Also known as a client application.

---

## Connection Manager

The replication operation to continue without knowing where the application is connected.

The Connection Manager feature improves the availability.

---

## Data storage destination

The directory that stores the database clusters.

---

## Database cluster

The database storage area on the database storage disk. Database clusters are a collection of databases managed by an instance.

---

## Data masking

A feature that can change the returned data for queries generated by applications, to prevent exposing actual data.

---

## Database multiplexing

Mechanism in which a database is made redundant on multiple servers, by transferring transaction logs (WAL) via the network to enable application jobs to be continued.

---

## Database superuser

A user defined in the database with access privileges for all database objects.

---

## Encoding

Indicates the character set.

---

## Fencing

A process that isolates a database server with an unstable status from the cluster system in database multiplexing mode. This process is implemented as a fencing command.

---

## Fencing command

A user command that implements fencing in database multiplexing mode.

---

---

## Global Meta Cache

The Global Meta Cache feature cache the informations about system catalogs information (catalog meta cache) in shared memory. The catalog meta cache on shared memory is called the Global Meta Cache (GMC).

---

## Instance

A series of server processes for managing database clusters.

---

## Instance administrator

The OS user account that owns the database cluster files and operates the database server processes.

---

## Instance name

Indicates the instance name.

---

## Local Meta Cache Limit

The ability to limit the size by removing the Local Meta Cache that has not been accessed for a long time.

Local Meta Cache is a meta cache (system catalog and table definition information) held in local memory.

---

## Masking policy

A method of changing data under specific conditions when it is returned for a query from an application. You can configure masking target, masking type, masking condition and masking format.

---

## Mirrored transaction log

The log that mirrors the transaction log at the backup data storage destination.

---

## Mirroring Controller arbitration process

A process that performs arbitration and fencing on the arbitration server.

---

## Mirroring Controller monitoring process

A process that performs heartbeat monitoring of the Mirroring Controller process. If the Mirroring Controller process returns no response or is down, the Mirroring Controller monitoring process is restarted automatically.

---

## Mirroring Controller process

A process that performs operating system/server and process heartbeat monitoring and disk abnormality monitoring between database servers. Additionally, the process issues arbitration requests to the arbitration server and executes arbitration commands.

---

## Pgpool-II connection pooling

The connection pooling feature of Pgpool-II supported by FUJITSU Enterprise Postgres.

This feature maintains the connection established with the database server and reuses that connection each time a new connection with the same properties (user name, database, and protocol version) arrives. By reducing the connection overhead for the database server, throughput of the whole system is improved.

---

## Pgpool-II failover

The automatic failover feature of Pgpool-II supported by FUJITSU Enterprise Postgres.

If any of the database servers crashes or can no longer be reached, this feature disconnects the server and continues operation on the remaining servers. The streaming replication feature of PostgreSQL is combined with Pgpool-II to achieve a high-availability system.

---

## Pgpool-II load balancing

The load balancing feature of Pgpool-II supported by FUJITSU Enterprise Postgres.

This feature distributes reference queries to multiple database servers, improving throughput of the whole system. The database multiplexing feature or PostgreSQL streaming replication feature is combined with Pgpool-II to reduce the load on the database server.

---

## Pgpool-II server

A server for using the failover, connection pooling, and load balancing features of Pgpool-II. It is a dedicated server that has a server program installed for using these features.

---

## Primary server

The server that processes the main database jobs during multiplexed database operation.

---

## Server Assistant

A feature that objectively determines the status of database servers as a third party, and if necessary, isolates affected databases if the database servers are unable to accurately ascertain their mutual statuses in database multiplexing mode, such as due to a network error between database servers, or server instability.

---

## Server Assistant program

A program to be installed on the arbitration server.

---

## Server command

A command used on the database server. Also known as a server application.

---

## Standby server

A server that generates a replicated database synchronized with the primary server, and that can run as an alternative server in case the primary server fails during multiplexed database operation.

---

## State transition command

A user command called when Mirroring Controller performs a state transition of a database server in database multiplexing mode. State transition commands include the post-switch command, pre-detach command, and post-attach command.

---

## Transaction log

Contains the history of updates made to the database by transactions. Also known as the WAL (Write-Ahead Log).

---

## Transaction log storage destination

The directory that stores the transaction log.

---

## VCI (Vertical Clustered Index)

An index with columnar data structure suitable for aggregation.

---

## WAL (Write-Ahead Log)

Has the same meaning as 'transaction log'.

---

## WebAdmin program

A GUI-based program installed on a database server or a dedicated WebAdmin server, used to manage database instances.

---

## WebAdmin server

By using the WebAdmin program on a different server to the database server, instances on multiple database servers can be managed from a dedicated WebAdmin server on which the WebAdmin program is installed.

# Index

---

|   |     |  |   |  |  |
|---|-----|--|---|--|--|
|   | [A] |  |   |  |  |
| Arbitration command.....                      | 1   | Transaction log.....                     | 3 |  |  |
| Arbitration server.....                       | 1   | Transaction log storage destination..... | 3 |  |  |
| Archive log.....                              | 1   |  |   |  |  |
|   | [B] |  |   |  |  |
| Backup data storage destination.....          | 1   |  |   |  |  |
|   | [C] |  |   |  |  |
| Client command.....                           | 1   |  |   |  |  |
| Connection Manager.....                       | 1   |  |   |  |  |
|   | [D] |  |   |  |  |
| Database cluster.....                         | 1   |  |   |  |  |
| Database multiplexing.....                    | 1   |  |   |  |  |
| Database superuser.....                       | 1   |  |   |  |  |
| Data masking.....                             | 1   |  |   |  |  |
| Data storage destination.....                 | 1   |  |   |  |  |
|   | [E] |  |   |  |  |
| Encoding.....                                 | 1   |  |   |  |  |
|   | [F] |  |   |  |  |
| Fencing.....                                  | 1   |  |   |  |  |
| Fencing command.....                          | 1   |  |   |  |  |
|   | [G] |  |   |  |  |
| Global Meta Cache.....                        | 2   |  |   |  |  |
|   | [I] |  |   |  |  |
| Instance.....                                 | 2   |  |   |  |  |
| Instance administrator.....                   | 2   |  |   |  |  |
| Instance name.....                            | 2   |  |   |  |  |
|   | [L] |  |   |  |  |
| Local Meta Cache Limit .....                  | 2   |  |   |  |  |
|   | [M] |  |   |  |  |
| Masking policy.....                           | 2   |  |   |  |  |
| Mirrored transaction log.....                 | 2   |  |   |  |  |
| Mirroring Controller arbitration process..... | 2   |  |   |  |  |
| Mirroring Controller monitoring process.....  | 2   |  |   |  |  |
| Mirroring Controller process.....             | 2   |  |   |  |  |
|   | [P] |  |   |  |  |
| Pgpool-II connection pooling.....             | 2   |  |   |  |  |
| Pgpool-II failover.....                       | 2   |  |   |  |  |
| Pgpool-II load balancing.....                 | 2   |  |   |  |  |
| Pgpool-II server.....                         | 3   |  |   |  |  |
| Primary server.....                           | 3   |  |   |  |  |
|   | [S] |  |   |  |  |
| Server Assistant.....                         | 3   |  |   |  |  |
| Server Assistant program.....                 | 3   |  |   |  |  |
| Server command.....                           | 3   |  |   |  |  |
| Standby server.....                           | 3   |  |   |  |  |
| State transition command.....                 | 3   |  |   |  |  |

# FUJITSU Enterprise Postgres 13 on IBM LinuxONE™



## Reference Guide

# Preface

---

## Purpose of this document

This document is a command reference, and explains FUJITSU Enterprise Postgres commands and options with features expanded on from PostgreSQL.

## Intended readers

This document is aimed at people who manage and operate FUJITSU Enterprise Postgres. Readers of this document are also assumed to have general knowledge of:

- PostgreSQL
- SQL
- Linux

## Structure of this document

This document is structured as follows:

### [Chapter 1 Command List and Specification Format](#)

Lists commands and describes their specification format.

### [Chapter 2 Client Commands](#)

Explains options not listed in "PostgreSQL Client Applications" in the PostgreSQL Documentation.

### [Chapter 3 Server Commands](#)

Explains commands and options not listed in "PostgreSQL Server Applications" in the PostgreSQL Documentation.

### [Chapter 4 Mirroring Controller Commands](#)

Explains the Mirroring Controller commands.

### [Chapter 5 Connection Manager Commands](#)

Explains the Connection Manager commands.

## How to read this document

Examples in this document are predominantly for UNIX/Linux.

## Export restrictions

If this document is to be exported or provided overseas, confirm legal requirements for the Foreign Exchange and Foreign Trade Act as well as other laws and regulations, including U.S. Export Administration Regulations, and follow the required procedures.

## Issue date and version

|                         |
|-------------------------|
| Edition 1.0: April 2021 |
|-------------------------|

## Copyright

Copyright 2019-2021 FUJITSU LIMITED

# Contents

---

|  |    |
|--|----|
| Chapter 1 Command List and Specification Format..... | 1  |
| 1.1 Command List.....                                | 1  |
| 1.1.1 Client Commands.....                           | 1  |
| 1.1.2 Server Commands.....                           | 1  |
| 1.1.3 Mirroring Controller Commands.....             | 1  |
| 1.1.4 Connection Manager Commands.....               | 2  |
| 1.2 Command Specification Format.....                | 2  |
| Chapter 2 Client Commands.....                       | 3  |
| 2.1 pg_dumpall.....                                  | 3  |
| 2.2 pgx_loader.....                                  | 3  |
| Chapter 3 Server Commands.....                       | 6  |
| 3.1 pg_ctl.....                                      | 6  |
| 3.2 pgx_dmpall.....                                  | 6  |
| 3.3 pgx_fjqssinf.....                                | 8  |
| 3.4 pgx_keystore.....                                | 10 |
| 3.5 pgx_rcvall.....                                  | 10 |
| 3.6 postgres.....                                    | 13 |
| Chapter 4 Mirroring Controller Commands.....         | 14 |
| 4.1 mc_arb.....                                      | 14 |
| 4.2 mc_ctl.....                                      | 15 |
| Chapter 5 Connection Manager Commands.....           | 20 |
| 5.1 cm_ctl.....                                      | 20 |

# Chapter 1 Command List and Specification Format

This chapter lists commands and describes their specification format.

## 1.1 Command List

This chapter lists commands and options not explained in "PostgreSQL Client Applications" or in "PostgreSQL Server Applications" in the PostgreSQL Documentation.

### 1.1.1 Client Commands

The commands below have options not explained in "PostgreSQL Client Applications" in the PostgreSQL Documentation.

| Command                    | Functional overview                                      |
|----------------------------|--|
| <a href="#">pg_dumpall</a> | Extract a PostgreSQL database cluster into a script file |

The command below is not explained in "Client Applications" in the PostgreSQL Documentation.

| Command                    | Functional overview                                       |
|----------------------------|---|
| <a href="#">pgx_loader</a> | Loads data from an external file into a PostgreSQL table. |

### 1.1.2 Server Commands

The commands below have options not explained in "PostgreSQL Server Applications" in the PostgreSQL Documentation.

| Command                  | Functional overview                                     |
|--------------------------|---|
| <a href="#">pg_ctl</a>   | Initialize, start, stop, or control a PostgreSQL server |
| <a href="#">postgres</a> | PostgreSQL database server                              |

The commands below are not explained in "PostgreSQL Server Applications" in the PostgreSQL Documentation.

| Command                      | Functional overview  |
|------------------------------|--|
| <a href="#">pgx_dmpall</a>   | Backs up the data directory, tablespaces, and configuration files. |
| <a href="#">pgx_fjqssinf</a> | Collects failure investigation data                                |
| <a href="#">pgx_keystore</a> | Manages keystore   |
| <a href="#">pgx_rcvall</a>   | Recovers the data directory, tablespaces, and configuration files. |

### 1.1.3 Mirroring Controller Commands

Mirroring Controller has the following commands:

| Command                | Functional overview  |
|------------------------|--|
| <a href="#">mc_arb</a> | Start, stop and display the status of the Mirroring Controller arbitration process.              |
| <a href="#">mc_ctl</a> | Start and stop Mirroring Controller, switch/disconnect the server, or display the server status. |



## 1.1.4 Connection Manager Commands

---

Connection Manager has the following commands:

| Command                | Functional overview                                     |
|------------------------|---|
| <a href="#">cm_ctl</a> | Start, stop or display the status of the conmgr process |

## 1.2 Command Specification Format

---

The table below shows the command specification format.

| Item | Explanation  |
|------|--|
| [ ]  | Indicates optional element.                          |
| ...  | Indicates that the item can be specified repeatedly. |

# Chapter 2 Client Commands

This chapter explains options not listed in "PostgreSQL Client Applications" in the PostgreSQL Documentation.

## 2.1 pg\_dumpall

---

### Name

`pg_dumpall` -- Extract a PostgreSQL database cluster into a script file

### Synopsis

```
pg_dumpall [connectionOption...] [option...]
```

### Options

`--no-tablespace-encryption`

Do not output commands to encrypt tablespaces. Running the generated SQL script will restore the originally encrypted data without being encrypted.

### See

Refer to "pg\_dumpall" in the PostgreSQL Documentation for details.

## 2.2 pgx\_loader

---

### Name

`pgx_loader` -- Loads data from a file into a PostgreSQL table.

### Overview

```
pgx_loader load -c command [options...]
```

```
pgx_loader recovery -t table
```

### Description

The `pgx_loader` command loads data from an external file into PostgreSQL tables, and commits or rolls back transactions prepared during data load.

In load mode, data is loaded at high speed by executing the COPY FROM command specified in *command* at a certain degree of parallelism. If load is completed successfully, the message below is output to the standard output.

```
LOAD count
Note: count is the number of rows loaded.
```

In recovery mode, commit or rollback of transactions prepared during data load is performed.

### Options

`-a`

`--echo-sql`

Display the executed command in the standard output.

`-c command`

`--copy-command=command`

Specify the COPY FROM command to be executed. If STDIN is specified for the FROM clause, data will be loaded from the standard input. In this case, SQL superuser privileges (or having one of the roles `pg_read_server_files` or `pg_execute_server_program`) are not

required, because local user access privileges will be used for external files and external programs, instead of database server access privileges.

"binary" cannot be specified for the FORMAT option of the COPY FROM command specified in this option. Therefore, input files in binary format cannot be specified.

The FREEZE option cannot be specified for the COPY FROM command specified in this option.



See

.....  
Refer to "COPY" in the PostgreSQL Documentation for information on the COPY FROM command.  
.....

**-j** *number-of-jobs*

**--jobs=***number-of-jobs*

Specify the number of background workers (parallel workers) that the COPY COMMAND should use to simultaneously perform data conversion, table creation, and index creation. This option can dramatically reduce the time for loading a large amount of data on instances that runs on multiple processor machines.

The optimal value depends on the server, client, and network configurations. The number of CPU cores and disk configuration also affect the optimal value. The number of CPU cores of the server is recommended as the initial value to try. Naturally, if a value that is too large is used, performance degradation will occur due to thrashing and context switching.

Specify a value from 2 to 128. The default is 2.

**-t** *table*

**--table=***table*

Complete the prepared transactions only for the specified table.

**-?**

**--help**

Show how to use `pgx_loader` command line arguments, and exit.

The command line options below control the database connection parameters.

**-d** *connstr*

**--dbname=***connstr*

Specify the database name to connect to.

If this option is not specified, the PGDATABASE environment variable will be used. If the environment variable is not set, your operating-system user name will be used.

**-h** *host*

**--host=***host*

Specify the host name of the machine the database server runs on. If the specified value starts with a slash, it will be used as the directory for a Unix domain socket.

If this option is not specified, the PGHOST environment variable will be used. If the environment variable is not set, it will be considered a Unix domain socket connection.

**-p** *port*

**--port=***port*

Specify the TCP port to be used by the server to monitor the connection, or extension of the local Unix domain socket file.

If this option is not specified, the PGPORT environment variable will be use. If the environment variables is not set, 27500 will be used.

**-U** *username*

**--username=***username*

User name for connection to the database.

`-w`  
`--no-password`

Never prompt for the password. If the server requires password authentication but other means (such as a `.pgpass` file) are not available, the connection attempt will fail. This option can be useful in batch jobs, scripts, and so on, where no user is present to enter a password.

`-W`  
`--password`

Force `pgx_loader` to prompt for the password before connecting to the database. This option is never essential, since `pgx_loader` will automatically prompt for the password if the server demands password authentication. However, `pgx_loader` will waste a connection attempt finding out if the server requires a password. In some cases it is worth specifying this option to avoid the extra connection attempt.

## Diagnostics

load mode

0: Normal exit

Other than 0: Abnormal exit

recovery mode

0: There are no prepared transactions that must be completed

3: A prepared transaction was committed

4: A prepared transaction was rolled back

Other than the above: Abnormal exit



### Note

The order of the table rows loaded by `pgx_loader` may not match the order of the file lines. This is because the file lines will have been inserted into the table in parallel, by multiple parallel workers.

## Example

The example below loads the file `/path/to/data.csv` (2000 records) into table `tbl` using a degree of parallelism of 3.

```
$ pgx_loader load -j 3 -c "COPY tbl FROM '/path/to/data.csv' WITH CSV"  
LOAD 2000
```

The example below reads the file `/path/to/data.csv` (2000 records) from the standard input and loads into table `tbl` using a degree of parallelism of 3.

```
$ pgx_loader load -j 3 -c "COPY tbl FROM STDIN WITH CSV" < /path/to/data.csv  
LOAD 2000
```

The example below completes the transactions prepared for table `tbl`.

```
$ pgx_loader recovery -t tbl
```

# Chapter 3 Server Commands

This chapter explains commands and options not listed in "PostgreSQL Server Applications" in the PostgreSQL Documentation.

## 3.1 pg\_ctl

### Name

pg\_ctl -- Initialize, start, stop, or control a PostgreSQL server

### Synopsis

```
pg_ctl start [-D datadir] [-l filename] [-W] [-t seconds] [-s]
           [-o options] [-p path] [-c] [--user-pin | --keystore-passphrase]

pg_ctl restart [-D datadir] [-m s[mart] | f[ast] | i[m]mediate ]
              [-W] [-t seconds] [-s] [-o options] [-c]
              [--user-pin | --keystore-passphrase]
```

### Options

Hardware-based key store options

--user-pin

Prompts for a user pin to open a keystore.

File-based key store options

--keystore-passphrase

Prompt for the passphrase to open the keystore.

### See

Refer to "pg\_ctl" in the PostgreSQL Documentation for details.

## 3.2 pgx\_dmpall

### Name

pgx\_dmpall - Backs up the data directory, tablespaces, and configuration files.

### Synopsis

```
pgx_dmpall [option...]
```

### Description

The pgx\_dmpall command backs up the data directory, tablespaces, and configuration files. The backup data is stored in the directory specified by backup\_destination parameter of postgresql.conf. The pgx\_dmpall command also deletes archived Write Ahead Logs (WAL) that are no longer necessary for recovery when the backup completes successfully.

### Options

-c

This option only backs up configuration files. The configuration files are as follows:

- postgresql.conf (postgresql.conf)
- File for host-based authentication (pg\_hba.conf)

- Configuration file for ident authentication (`pg_ident.conf`)

If an external reference, such as 'include' in `postgresql.conf`, is set, the reference destination files are also backed up.

**-C fast|spread**

**--checkpoint=fast|spread**

Sets checkpoint mode to fast or spread (default).

If fast is specified, the checkpoint processing at the start of backup becomes quick, but the impact on performance of running applications gets larger due to intense I/O. In spread mode, the impact on applications is smaller but the backup takes longer, because the checkpoint is performed slowly.

**-D *dataDir***

Specify the data directory. If this option is omitted, the value of the environment variable `PGDATA` is used.

**-f *configFile***

Specify the `postgresql.conf` configuration file. This option is set if the data directory and the configuration file set in the 'data\_directory' parameter of the `postgresql.conf` file are running in separate directories.

**-P *tablespacesListFile***

**--tablespaces-list-file=*tablespacesListFile***

Specify the full path of the file containing the names of the tablespaces to be backed up using the copy command, using less than 1024 bytes.

The file format is described below:

*tablespaceName*<newline>

*tablespaceName*<newline>

...

Tablespaces not listed in the specified file are backed up to the backup storage directory. If this option is not specified, all tablespaces are backed up using the copy command.

This option can be specified if the `-Y` option has been specified, and it is used to limit the tablespaces backed up using the copy command.

**-U *username***

**--username=*username***

Specify the user name of the database superuser. This defaults to the name of the effective user running `pgx_dmpall`.

**-Y *copyCommandFile***

**--copy-command=*copyCommandFile***

Specify the full path of the file of the copy command for backup, using less than 1024 bytes. This option cannot be specified together with the `-c` option.

**-w**

**--no-password**

Never issue a password prompt. If the server requires password authentication and a password is not available by other means such as a `.pgpass` file, the connection attempt will fail. This option can be useful in batch jobs and scripts where no user is present to enter a password.

**-W**

**--password**

Force `pgx_dmpall` to prompt for a password before connecting to a database.

This option is never essential, since `pgx_dmpall` will automatically prompt for a password if the server demands password authentication. However, `pgx_dmpall` will waste a connection attempt finding out that the server wants a password. In some cases it is worth typing `-W` to avoid the extra connection attempt.

**-z**

Enables zlib compression of backup files with the default compression level.

This option cannot be specified together with the `-c` option.

**-Z level**

**--compress=level**

Enables compression by zlib for backup files by specifying a compression level. (0 through 9, 0 being no compression and 9 being highest compression)

This option cannot be specified together with the `-c` option.

**--maintenance-db=*dbname***

Specifies the name of the database to connect to. If not specified, the postgres database will be used; if that does not exist, template1 will be used.

Any database can be specified as long as it can be connected to.

**--exclude-copy-cluster**

Excludes a database cluster from backup via the copy command. This option can be specified if the `-Y` option has been specified. If this option is not specified, the database cluster will be backed up using the copy command.

## Environment

**PGDATA**

Specify the data directory. You can overwrite using the `-D` option.

## Diagnostics

0: Normal end

Other than 0: Abnormal end

## Notes

This command can only be executed when the database server is running.

Execute this command as a PostgreSQL user account.

Do not update or delete files in the backup storage directory. Otherwise, you may not be able to recover the database.

Do not store other files in the backup storage directory.

This command uses one database connection. To establish a connection, this command uses the UNIX domain socket on the operating systems. Therefore, permit these connections in `pg_hba.conf`.

This command cannot be executed on the standby server.

## Example

In the following example, the data directory, tablespaces, and configuration files are backed up. At this time, stored WALs are no longer necessary because the backups are destroyed.

```
$ pgx_dmpall
```

## Related item

`pgx_rcvall`

## 3.3 pgx\_fjqssinf

---

### Name

`pgx_fjqssinf` - Collects failure investigation data.

### Synopsis

```
pgx_fjqssinf [-c 1|2|3] [-w directory]
```

## Description

When the cause of a trouble that occurred during the construction or operation of the environment is not identified, information for the initial investigation is collected. The collected investigation information is created in the destination directory as `pgx_fjqssinf_YYYYMMDD_HHMMSS/`.

## Options

`-c 1|2|3`

Specifies the incident of the trouble that occurred. 1 is specified for process error, 2 for process result error, and 3 for no response. This option must be specified for the database server to gather information. There is no need to specify this option when collecting information with the arbitration server.

`-w directory`

Specifies the destination directory for the collected data. The default is `/tmp`.

## Environment (When the information is collected by a database server)

`PGDATA`

Specifies the data directory.

`PGDATABASE`

Specifies the name of the database to connect to. Any database that can be connected to may be specified.

`PGPORT`

Specifies the port number of the instance. This should not be specified if the default port number (27500) has not been changed.

`PGUSER`

Specifies the user name of the database superuser. The database superuser must be configured to allow client authentication.

`MCCONTROLDIR`

Specifies the Mirroring Controller management directory. This should only be specified when database multiplexing operation is set up.

## Environment (When information is collected by an arbitration server)

`ARBCONTROLDIR`

Specifies the management directory for the Mirroring Controller arbitration process.

`ARBUSER`

Specifies the OS user that initialized the Mirroring Controller arbitration process.

## Diagnostics

0: Normal end

Other than 0: Abnormal end

## Notes

This command must be executed as a superuser (root) account.

## Example

Below is an example of collecting information for initial investigation in the event of a process failure.

```
$ /opt/fsepv12server64/bin/pgx_fjqssinf -i 1
```

Below is an example of collecting information for an initial investigation by an arbitration server.

```
$ /opt/fsepv12assistant/bin/pgx_fjqssinf
```



## 3.4 pgx\_keystore

---

### Name

pgx\_keystore -- Manages keystore

### Synopsis

```
pgx_keystore [option...] keystore_location
```

### Description

pgx\_keystore enables auto-open of a keystore.

### Options

-a

--enable-auto-open

Enables auto-open of a keystore. This allows the keystore to open automatically without entering the passphrase when the database server starts.

When auto-open is enabled, an obfuscated copy keystore.aks is created in the same directory where the keystore file keystore.ks is stored. To disable auto-open, delete keystore.aks.

-P *passphrase*

--passphrase=*passphrase*

Specify the passphrase to open the keystore. If this option is omitted, the prompt to enter the passphrase is displayed.

*keystore\_location*

Specify the absolute or relative path of the keystore file.

### Diagnostics

0: Normal exit

Other than 0: Abnormal exit

### Notes

This command can be executed whether the database server is running or stopped. It does not connect to the database server.

### Example

Enables auto-open of a keystore.

```
$ pgx_keystore -a /key/store/location/keystore.ks
```

## 3.5 pgx\_rcvall

---

### Name

pgx\_rcvall - Recovers the data directory, tablespaces, and configuration files.

### Synopsis

```
pgx_rcvall [option...]
```

## Description

The `pgx_rcvall` command recovers the data directory, tablespaces, and configuration files using the data that was backed up with `pgx_dmpall` command and archived Write-Ahead-Log (WAL). If none of the options that indicate the recovery point is specified, all archived WAL are applied and the data will be recovered to the latest point.

## Options

**-B *backupdir***

Specify the backup storage directory. If the data directory is damaged, this option cannot be omitted.

**-D *datadir***

Specify the data directory. If this option is omitted, the value of the environment variable PGDATA is used.

**-e *targetTime***

Specify this option to recover the data as of the specified date and time.

**targetTime**

Specify the time at which the data is recovered. The format is as follows:

```
"YYYY-MM-DD HH:MM:SS"
```

**-l**

This option displays a list of the backup data information in the backup storage directory that was obtained using the `pgx_dmpall` command. If the `pgx_dmpall` command was executed using the copy command (`-Y` option) for backup, the resources backed up using the copy command will also be listed. This cannot be specified together with `-p`, `-e` or `-n` option.

**-n *restorePoint***

Specify this option to recover the data to the specified restore point. Restore points are created with SQL function `pg_create_restore_point`. If multiple restore points with the same names were created, the first one after the backup was taken is used for recovery. If the specified restore point does not exist, the recovery fails. This cannot be specified together with `-e` or `-p` option.

**-p**

Specify this option to recover the data as of the time when the last backup completed. This cannot be specified together with `-e` or `-n` option.

**-x**

Specify this option if you do not want to include transactions committed at the time specified in the `-e` option as part of the recovery.

**-Y *copyCommandFile***

**--copy-command=*copyCommandFile***

Specify the full path of the file of the copy command for recovery, using less than 1024 bytes. This option cannot be specified together with the `-l` option.

**--user-pin**

Prompts for a user pin to open the keystore. This option can only be specified on Hardware-based key store.

**--keystore-passphrase**

Prompt for the passphrase to open the keystore. This option can only be specified on File-based key store.

**--view-results-of-copying**

Output the backup information file that was written by the copy command executed via the `pgx_dmpall` command. This option cannot be specified together with the `-l`, `-p`, `-e`, `-n`, or `-Y` option.

## Environment

**PGDATA**

Specify the data directory. You can overwrite using the `-D` option.

## PGPORT

Specify the port number for connecting to the database.

## PGUSER

Specify the user name of the database superuser. This defaults to the name of the effective user running `pgx_dmpall`.

## Diagnosis

0: Normal exit

Other than 0: Abnormal exit

## Backup data information

### Date

Date the backup data was created using the `pgx_dmpall` command.

### Dir

This is the name of the directory in the backup storage directory that is used to store the backup data.

Directory naming format: Time format (YYYY-MM-DD\_HH-MM-SS)

### Status

This is the status of the `pgx_dmpall` command backup data.

COMPLETE: Complete

INCOMPLETE: Incomplete

### Compression

This is the compression status of the `pgx_dmpall` command backup data.

USED: compressed

This information is not displayed if it is not compressed.

### Resources backed up by the copy command

List of resources that were backed up by the copy command executed via the `pgx_dmpall` command.

If there are resources that were backed up by the copy command, then database clusters ('pg\_data') or tablespace names will be listed, delimited by header and halfwidth comma.

## Notes

This command can only be executed when the database server is stopped, except when it is executed with `-l` option.

Execute this command as a PostgreSQL user account.

Use backup data that was taken from the recovery target data directory.

Before executing this command, disconnect all application database connections. Additionally, do not connect to the database during recovery.

The configuration files are restored from those files that were taken by the last `pgx_dmpall` (including `-c` option).

This command connects to the database to determine whether the recovery has completed. So ensure that you set the port number with `PGPORT` environment variable in the environment where multiple instances exist.

Match the OS timezone setting when running `pgx_dmpall/pgx_rcvall` to the timezone specified by `timezone` parameter in `postgresql.conf`.

Otherwise, data might be recovered to an unexpected time when `-e` or `-p` is specified.

If you recover to a past point, a new timeline (history of database updates) begins at that point. That recovery point is the latest point in the new timeline when the recovery is completed. If you subsequently recover to the latest point, the database updates in the new timeline will be replayed.

Valid restore points are the ones that were created in the timeline where the backup had been taken. That means that if you recover to a past point, those restore points created thereafter are unavailable. Therefore, take a backup when you have restored the past data desired.

If the `pgx_dmpall` command was executed using the copy command (`-Y` option) for backup, it is necessary to execute this command using the copy command (`-Y` option) for recovery. However, because the list of resources (database cluster or tablespace) that were backed up using the copy command is recorded in the backup directory, there is no need to specify the target resources when executing this command. The `-I` option can be used to check the target resources for which a backup is retrieved using the copy command.

## Example

In the following example, the data directory, tablespaces, and configuration files are recovered.

```
$ pgx_rcvall -B /home/pgsql/Backupdir
```

In the following example, the data directory and tablespaces are recovered at 10:00:00 on 01-05-2017. The configuration files are recovered at the point at which the last of the data is obtained.

```
$ pgx_rcvall -B /home/pgsql/Backupdir -e "2017-05-01 10:00:00"
```

In the following example, the data directory and tablespaces are recovered up to the time of restore point "before\_match\_20170510\_1". The configuration files are restored from the latest backup.

```
$ pgx_rcvall -B /home/pgsql/Backupdir -n before_match_20170510_1
```

In the following example, the obtained backup data information in the backup storage directory is displayed in a list.

```
$ pgx_rcvall -l
```

## Related item

`pgx_dmpall`

## 3.6 postgres

---

### Name

`postgres` -- PostgreSQL database server

### Synopsis

```
postgres [option...]
```

### Options

`-K`

Prompt for the passphrase to open the keystore. This option works in single-user mode only, so you must also specify the `--single` option, as shown below:

```
postgres --single -K
```

### See

Refer to "postgres" in the PostgreSQL Documentation for details.

# Chapter 4 Mirroring Controller Commands

This chapter explains the Mirroring Controller commands.

## 4.1 mc\_arb

### Name

mc\_arb - Start, stop, and display the status of the Mirroring Controller arbitration process

### Overview

```
mc_arb start [-M mcdir] [-w| -W]
```

```
mc_arb stop [-M mcdir] [-e]
```

```
mc_arb status [-M mcdir]
```

### Description

mc\_arb starts, stops, and displays the status of the Mirroring Controller arbitration process.

The start mode starts the Mirroring Controller arbitration process.

The stop mode stops the Mirroring Controller arbitration process.

The status mode displays the connection status of the Mirroring Controller arbitration process with the Mirroring Controller processes of the primary server and standby server.

If the Mirroring Controller arbitration process has not been started on the server executing the command, stop mode and status mode will terminate with an error.

Additionally, if Mirroring Controller is forcibly stopped on the database server, it may take a few moments until the status mode displays the status of the server connection as offline.

This command can be executed by any user.

### Options

-e

Specify this option to forcibly stop the Mirroring Controller arbitration process on the active server.

Specify this option to stop the Mirroring Controller arbitration process but keep Mirroring Controller running (to stop both, first stop Mirroring Controller of the database server, and then the Mirroring Controller arbitration process). This option can also be specified to halt the arbitration process (by stopping the Mirroring Controller arbitration process) when the fencing command called by the arbitration process becomes unresponsive.

-M *mcdir*

Specify the Mirroring Controller arbitration process management directory.

ASCII characters can be specified in the directory path.

If this option is omitted, the value of the environment variable ARBCTRLDIR is used.

-w

Waits for operations to finish.

This option is the default of start mode.

-W

Does not wait for operations to finish.

## Environment

### ARBCONTROLDIR

Specify the Mirroring Controller arbitration process management directory.

ASCII characters can be specified in the directory path.

You can specify the `-M` option to override this value.

## Diagnostics

0: Normal end

Other than 0: Abnormal end

## Notes

If the Mirroring Controller arbitration process is forcibly stopped or communication between the command and the Mirroring Controller arbitration process is interrupted while the Mirroring Controller arbitration process is being stopped, a message that the command is being executed may be output and stopping may terminate in error, even though no other instances of the `mc_arb` command are being executed. To solve this issue, ensure that other instances of the `mc_arb` command are not being executed before forcibly stopping the Mirroring Controller arbitration process.

## Example

Start the Mirroring Controller arbitration process.

```
$ mc_arb start -M /mcarb_dir/arbiter1
```

Display details of `mc_arb` status

| server_id | host | status |
|-----------|------|--------|
| (1)       | (2)  | (3)    |

(1) Server identifier

(2) Host name or IP address

(3) Server connection status

online : Connected

offline : Disconnected

## 4.2 mc\_ctl

---

### Name

`mc_ctl` - Start and stop Mirroring Controller, switch/disconnect the server, or display the server status.

### Overview

```
mc_ctl start [-M mcdir] [-w| -W] [-f| -F] [--mc-only] [--async-connect-arbiter] [--local-server server_id]
```

```
mc_ctl stop [-M mcdir] [[-a] [--mc-only]| [-e][--local-server server_id]]
```

```
mc_ctl status [-M mcdir] [--arbiter] [--local-server server_id]
```

```
mc_ctl switch [-M mcdir] [--force [--no-fencing ]] [--local-server server_id]
```

```
mc_ctl detach [-M mcdir] [--no-fencing] [--local-server server_id]
```

```
mc_ctl enable-failover [-M mcdir] [--local-server server_id]
```

```
mc_ctl disable-failover [-M mcdir] [--local-server server_id]
```

## Description

`mc_ctl` starts and stops Mirroring Controller, switches/disconnects the server, or displays the server status.

The start mode starts Mirroring Controller. If the `--mc-only` option is omitted, the command starts a database instance.

The stop mode stops Mirroring Controller. If the `--mc-only` option is omitted, the database instance is stopped. If `--mc-only` option is not specified, database instance is also stopped. When executes on standby server without `--mc-only`, standby server will be detached from primary server.

The status mode displays the status of the servers, database instance processes, and disks monitored by Mirroring Controller. Additionally, if the `--arbiter` option is specified, Mirroring Controller arbitration process connection status is displayed.

The switch mode switches the primary server. When the server is switched, the database instance on the primary server stops, and the database instance on the standby server is upgraded to primary server and begins degrading operation. This mode can be executed on the primary server and standby server in an environment where the Mirroring Controller process can communicate with the Mirroring Controller process on the other server.

The detach mode forcibly disconnects the standby server. This mode is used to forcibly disconnect the other server when stopping of Mirroring Controller cannot be performed using stop mode (which requires login to the standby server). It can only be executed on the primary server.

The enable-failover mode enables automatic switching and disconnection.

The disable-failover mode disables automatic switching and disconnection.

If Mirroring Controller has not been started on the server that executes the command, commands for any mode other than the start mode, and status mode.

Execute this command as an instance administrator.

Until you start Mirroring Controller of standby server after starting Mirroring Controller of the primary server, operation can be started with only the primary server. Standby server is incorporated when you start the Mirroring Controller of standby server, and you should be able to operate in the multiplexing configuration.

## Options

`-a`

Specify this option to stop Mirroring Controller on all servers.

`-e`

Specify this option to forcibly stop Mirroring Controller on the active server.

`-f`

Specify this option to enable automatic switching and disconnection of Mirroring Controller immediately after startup.

This option is the default of start mode.

`-F`

Specify this option to disable automatic switching and disconnection immediately after startup of Mirroring Controller.

`--async-connect-arbiter`

Specify this option to connect the Mirroring Controller start process asynchronously to the Mirroring Controller arbitration process. This option can be specified to forcibly start Mirroring Controller if the Mirroring Controller arbitration process is not started.

Specify this option if using the Mirroring Controller arbitration server.

`--arbiter`

Specify this option to display the connection status of the Mirroring Controller arbitration process. This option can be specified if using status mode.

Specify this option if using the Mirroring Controller arbitration server.

#### **--local-server *server\_id***

If you run a simulation build of the primary and standby servers in a single server (for system testing, for example), specify this option to identify the server to be operated.

For *server\_id*, specify the server identifier specified in the network.conf file. ASCII characters other than single-byte space can be specified in the server identifier. The operations will be executed as if the user has logged in to *server\_id*.

#### **--mc-only**

Specify this option to start and stop only Mirroring Controller processes. At the start mode, this option can be specified only while the database instance is running. If this option is omitted, the database instance is simultaneously started and stopped.

#### **-M *mcdir***

Specify the Mirroring Controller management directory.

ASCII characters can be specified in the directory path.

If this option is omitted, the value of the environment variable MCONTROLDIR is used.

#### **--force**

Switching with this option specified can only be specified on the standby server. This option is used to perform switching forcibly after performing fencing on the primary server if communication with the Mirroring Controller process of the other server is not possible (due to a network issue between database servers or unresponsive server, for example), thus preventing normal switching. However, if the --no-fencing option is specified, fencing will not be performed on the primary server.

#### **--no-fencing**

When switching or disconnection is executed with the --force option specified, fencing of the server to be degraded is circumvented. Therefore, it is necessary for the user to isolate the server to be degraded from the cluster system in advance.

#### **-w**

Waits for operations to finish.

This option is the default of start mode.

#### **-W**

Does not wait for operations to finish.

### **Environment variable**

#### **MCONTROLDIR**

Specifies the Mirroring Controller management directory.

ASCII characters can be specified in the directory path.

You can specify the -M option to override this value.

### **Diagnostics**

0: Normal end

Other: Abnormal end

### **Notes**

The message under execution might be output though the mc\_ctl command is not being executed and, besides, it terminate abnormally when the server is downed while processing execution of this command, an automatic switch, and an automatic separation, and the communication between a primary server and the standby server is cut off. Besides, restart Mirroring Controller to solve this problem after confirming that the mc\_ctl command is not in progress. Afterwards, execute a necessary operation.

If a time-out error occurs when the mc\_ctl command is in progress, the messages may be different from the processes. Take the actions described in the "Action" section of the message.



Automatic switching and disconnection by the enable-failover mode, the disable-failover mode, and the start mode can be enabled/disabled only while Mirroring Controller is running. Therefore, if you want to enable/disable automatic switching and disconnection on starting, specify the -f option or -F option each time you start Mirroring Controller.

In case of postgresql.conf has any incorrect parameter when this command is executed, this command may be abnormally terminated. If this is the case, re-execute it again after correct the parameter in postgresql.conf.

If the arbitration server of Mirroring Controller is used, connection with the arbitration server will be performed on startup even if startup using start mode is executed with the -F option specified, or if executed with --local-server specified.

For operation using an arbitration server, the amount of time spent attempting to connect with the arbitration server is calculated, so the Mirroring Controller startup time may take longer.

## Example

To start Mirroring Controller:

```
$ mc_ctl start -M /mcdir/inst1
```

Display details of mc\_ctl status

```
mirroring status
-----
(1)

server_id  host_role      host           host_status    db_proc_status  disk_status
(2)       (3)           (4)           (5)           (6)            (7)
```

(1) Multiplexing status

switchable : Switchable

switching : Switching

switched : Switched (displayed when switching has finished and the degrading operations status has been enabled)

not-switchable : Not switchable (displayed when a server is disconnected and switching is not possible)

unknown : Unknown (\*1)

failover-disabled : Failover is disabled

(2) Server identifier

(3) Server role

primary : Primary

standby : Standby

none(inactivated primary): No role

(primary is stopped or being defined as primary)

none(inactivated standby): No role

(standby is stopped or being defined as primary)

(4) Host name or IP address

(5) Live/dead state of the server

normal : Normal operation

abnormal : Abnormal

unknown : Unknown (\*1)

(6) DBMS process status

normal : Normal

abnormal (abnormal process name (\*2)) : Abnormal

unknown : Unknown (\*1)

(7) Disk status

normal : Normal

abnormal (abnormal disk type (\*3)) : Abnormal

unknown : Unknown (\*1)

\*1: Displayed when Mirroring Controller is stop state, the management network is abnormal, or Mirroring Controller has failed or is unresponsive.

\*2: The names of the DBMS processes in which the abnormality was detected are output. The name has the following meaning: However, if multiple DBMS process issues are detected, only the DBMS for which the first issue was detected is displayed.

-postmaster: Process (postmaster) that accepts application connections  
-wal\_sender or wal\_receiver: Process (WAL sender or WAL receiver) that sends and receives transaction logs  
\*3: The types of disks where the abnormality was detected are output separated by a comma. The type has the following meaning:  
-data: Data storage disk  
-tran\_log: Transaction log storage disk  
-tablespace: Tablespace storage disk

Display details of mc\_ctl status (with the --arbiter option specified)

| arbiter_id | host | status |
|------------|------|--------|
| (1)        | (2)  | (3)    |

- (1) Arbitration server identifier
- (2) Host name or IP address
- (3) Mirroring Controller arbitration process connection status
  - online : Connected
  - offline : Disconnected (\*1)

\*1: When Mirroring Controller is stopped, connections to the Mirroring Controller arbitration process cannot be established, so it will be displayed as "offline".

# Chapter 5 Connection Manager Commands

This chapter explains the Connection Manager commands.

## 5.1 cm\_ctl

### Name

cm\_ctl - Start, stop or display the status of the conmgr process

### Synopsis

```
cm_ctl start [-D directory] [-W] [--complete] [-t seconds]
```

```
cm_ctl stop [-D directory] [-W] [-m {smart | fast | immediate}] [-t seconds]
```

```
cm_ctl status [-D directory] [-t seconds] [-i {all | instance | application}]
```

### Description

The start mode starts the conmgr process. The command returns at least after the heartbeat monitoring connection is completed with the primary server's instance.

When --complete is specified, wait until all instances configured in conmgr.conf have completed their heartbeat monitoring connections. You can set a timeout for these waits. The default of timeout is 60 seconds. Can be changed using the -t option. If it times out, it simply gives up waiting and the conmgr process remains up.

The stop mode sends a signal to the conmgr process to shut down and wait until the process disappears.

The default of wait time is 60 seconds. Can be changed using the -t option. If it times out, it simply gives up waiting. There are three shutdown methods, "smart", "fast", and "immediate", specify with the -m option. The "smart" waits until all applications using the conmgr process run out of SQL connections before shutting down. The "fast" forces all applications using the conmgr process to disconnect from the conmgr process before shutting it down. As a result, the SQL connection for the application receives an error. The "immediate" terminates the conmgr process immediately. If nothing is specified, it stops in smart mode.

The status mode, if the conmgr process exists, queries the conmgr process for instance and application information known to the conmgr process, and display them to standard output along with the state of conmgr itself.

The -i option allows you to specify what information to query. The "instance" queries information about the instance; The "application" queries information about the application; The "all" queries information about both. conmgr's own information is always displayed. The default time to wait for a query to return is 60 seconds. Can be changed using the -t option.

### Options

--complete

Wait until all instances configured in conmgr.conf have completed their heartbeat monitoring connections. If the -W option is used with the --complete option, the --complete option takes precedence.

-D

-- directory=*directory*

Specify the directory where conmgr.conf is located. If omitted, it refers to the directory specified by the environment variable CMDATA. You cannot omit both.

-i {all | instance | application}

Specify the information to display the status.

-m

--mode={smart | fast | immediate}

Specify the mode of shutdown. The default is smart.

-t *seconds*

--timeout=*seconds*

Specify how long to wait for the operation to complete. The unit is seconds. The default is 60 seconds.

-W

--no-wait

In start mode, cm\_ctl command returns immediately after forking conmgr process. In stop mode, the cm\_ctl command returns without waiting for the process to disappear.

## Diagnostics

start mode or stop mode

0: Normal end

2: Timeout occurred

3: Unable to access the specified directory

Other than the above: None of the above

status mode

0: Normal end

2: Timeout occurred

3: Unable to access the specified directory

4: conmgr process does not exist

Other than the above: None of the above

## Privileges

The conmgr process cannot be started by the administrator(e.g. superuser(root) on Linux).

## Example

Display details of start mode

The block of information that can be specified with the -i option is used as a unit. There is one blank line between the blocks and no blank lines within the blocks. It includes one or more spaces between columns and between data.

```
$ cm_ctl status -i all
conmgr_status:
status pid
(1)      (2)
ready  3456

instance_information:
addr          port  database_attr
(3)          (4)  (5)
192.0.2.100  27500 standby
192.0.2.110  27500 primary
192.0.2.120  27500 standby
192.0.2.130  27500 unknown

application_infomation:
addr          port  pid  connected_time
(6)          (7)  (8)  (9)
127.0.0.1    12345 5678 2020-01-15 02:03:04
```

- (1) Status of the conmgr process
  - starting : The process is starting its startup sequence but is not ready to accept connections from clients.
  - ready : Ready to accept connections from clients.
  - stopping : It has received an end instruction and is starting the stop sequence.
  - inactive : The conmgr process does not exist.
- (2) PID of the conmgr process
- (3) IP address of the instance
- (4) Port number the postmaster listens on
- (5) Status of the instance (primary | standby | unknown)
- (6) Connection source IP address for conmgr process
- (7) Connection source (ephemeral) port number for conmgr process
- (8) PID of the connection source
- (9) Date and time conmgr process connection
  - The ISO 8601 compliant date is followed by a blank, followed by the ISO 8601 compliant second precision time.
  - This representation is a PostgreSQL string representation of type timestamp.

# FUJITSU Enterprise Postgres 13 on IBM LinuxONE™



## Message Guide

# Preface

---

## Purpose of this document

This document explains the messages output by FUJITSU Enterprise Postgres.

## Intended readers

This document is intended for the following readers:

- Persons using FUJITSU Enterprise Postgres

## Prerequisites

Knowledge of the following topics is required to read this document:

- A general understanding of computers
- Jobs
- PostgreSQL
- Linux

## Structure of this document

This document is structured as follows:

### [Chapter 1 Overview of Messages](#)

This chapter explains the format in which messages are output.

### [Chapter 2 FUJITSU Enterprise Postgres Messages](#)

This chapter explains messages output by FUJITSU Enterprise Postgres.

### [Chapter 3 Mirroring Controller Messages](#)

This chapter explains messages output by Mirroring Controller.

## Export restrictions

Exportation/release of this document may require necessary procedures in accordance with the regulations of your resident country and/or US export control laws.

## Issue date and version

|                         |
|-------------------------|
| Edition 1.0: April 2021 |
|-------------------------|

## Copyright

Copyright 2019-2021 FUJITSU LIMITED

# Chapter 1 Overview of Messages

This chapter explains the format of messages.

## 1.1 Message Format

This section explains the format of messages.

- Output format
- Components

### 1.1.1 Output Format

The message output format is as follows:

#### Format of messages returned to an application

```
msgType: msgText (msgNumber)
```

#### Format of messages output to the server message log

```
SQLSTATE: date [processID]: [internalCode-1] user = userName,db = dbName,remote =  
clientIpAddress(portNumber) app = appName msgType: msgText (msgNumber)
```



#### See

Refer to "PostgreSQL Error Codes" under "Appendixes" in the PostgreSQL Documentation for information on SQLSTATE.



#### Note

- Notes on monitoring messages output to the server message log

Use SQLSTATE to monitor server messages, noting the following:

- Configuration method

Refer to "Error Log Settings" under "Setup" in the Installation and Setup Guide for Server for details.

- Notes

- The user name, client IP address (port number), and application name may sometimes be blank.
- Multiple message numbers may be output.

- Notes on monitoring messages returned to an application

You can output SQLSTATE to a message to be returned to an application. The following explains how to configure the settings for outputting SQLSTATE and gives cautions to be observed when doing so.

- How to configure the settings:

- In the SET statement, set the log\_error\_verbosity parameter to VERBOSE.

- For an application that uses the C language library, use the PQsetErrorVerbosity function to set message redundancy to PQERRORS\_VERBOSE.

- Cautions

- SQLSTATE is output only to messages to be returned to applications that use the C language library.



- In some cases, *userName*, *clientIpAddress(portNumber)*, and *applicationName* may be blank.
- Multiple message numbers may be output.
- If the email address "pgsql-bugs@postgresql.org" is output to the message and the cause of the error cannot be identified, contact Fujitsu technical support.

---

## Example

### Message output to the server message log

```
3D000: 2017-07-10 19:41:05 JST [13899]: [1-1] user = fepuser,db = fep,remote = 127.0.0.1(51902) app =
[unknown] FATAL: database "fep" does not exist (10571)
```

---

## 1.1.2 Components

This section explains the components of a message.

### Message type

The message type indicates the type of error denoted in the message.

The message type will be one of the following:

- Information (INFO, NOTICE, LOG, DEBUG)

This message type denotes a notification from the system, not an error. There is no need to take action.

- Warning (WARNING)

This message type denotes that no error occurred but confirmation or action is required by the user. Take the actions described in the "Action" section of the message.

- Error (ERROR, FATAL, PANIC)

This message type denotes that an error has occurred. Take the actions described in the "Action" section of the message.

- Supplementary information (DETAIL, HINT, QUERY, CONTEXT, LOCATION, STATEMENT)

This message type denotes supplementary information relating to the previous message. If the message was output in English, the message type will also be in English. (Detail, hint, query, context, location, statement)

### Message text

The text of the message reports the status of the system or an error in the system.

The notation "@numeric character@" that appears in "[Chapter 2 FUJITSU Enterprise Postgres Messages](#)" indicates an embedded character string. A character string is output to a message that is actually output.

If a message locale other than 'ja' is specified, messages added by FUJITSU Enterprise Postgres will be output in English.

For other message locales, the messages are output in English.

### Message number

The message number uniquely identifies each message. It is output as a string of five single-byte numeric characters. Use the message number that is output to find the explanation of the corresponding message in this document. The message numbers may change, so do not use them as keywords for monitoring.

No message number is assigned to messages output by a PL/pgSQL RAISE statement.

The message number is only output if the message locale is 'ja' or 'en'. For other message locales, the message number is not output.

## 1.2 Mirroring Controller Message Format

This section explains the format of messages output by the Mirroring Controller.

Mirroring Controller messages are output to the following locations:

- System log

### Output format

```
programName[processId]: msgType: msgText (msgNumber)
```

For *programName*, use the value of the `syslog_ident` parameter or `event_source` parameter defined in the *serverIdentifier.conf* file.

The message types output by Mirroring Controller, their severity, and their corresponding value in the system log are shown in the table below.

Table 1.1 Message type, severity, and corresponding value in the system log

| Message type | Severity    | Meaning  | System log |
|--------------|-------------|--|------------|
| INFO         | Information | Provides information not categorized as LOG or NOTICE.   | INFO       |
| LOG          |             | Provides information recognized as a particularly important event in tracing the operation history.<br>(Example: Automatic switch is complete)                       |            |
| NOTICE       | Notice      | Outputs information that takes into account the user instructions within the program in response to an executed or automatically executed process.                   | NOTICE     |
| WARNING      | Warning     | Provides a warning, for example it will soon be impossible to maintain multiplexing capabilities.  | WARNING    |
| ERROR        | Error       | Reports that an error other than FATAL or PANIC has occurred.  | ERROR      |
| FATAL        |             | Reports that an error has been detected requiring system recovery in one of the multiplexed database systems. It also reports the content and cause of the error.    | CRIT       |
| PANIC        |             | Reports that an error has been detected requiring immediate system recovery in all multiplexed database systems. It also reports the content and cause of the error. | ALERT      |

The message severity has the following meanings:

- Information

Informational status. A message that was reported by the system is displayed. No action is required.

- Notice

Informational status, but a message that should be noted is displayed. If necessary, take the actions described in the "Action" section of the message.

- Warning

No error has occurred, but the user is requested to check, and take action. Take the actions described in the "Action" section of the message.

- Error

An error has occurred. Take the actions described in the "Action" section of the message.

## **Output destination server**

Mirroring Controller messages are output by the database server. When using an arbitration server, Mirroring Controller messages are also output by the arbitration server.

- Messages with a message number that starts with "MCA" are output by the database server.
- Messages with a message number that starts with "MCR" are output by the arbitration server.

# Chapter 2 FUJITSU Enterprise Postgres Messages

This chapter explains messages output by FUJITSU Enterprise Postgres.

## 2.1 Message Numbers Beginning with 10000

### 2.1.1 10001

**no Snowball stemmer available for language "@1@" and encoding "@2@"**

[Description]

An error occurred during execution of the application or command.

[System Processing]

Processing will be aborted.

[Action]

Check the message text and confirm that the application is written correctly and the command is being used correctly.

### 2.1.2 10002

**multiple StopWords parameters**

[Description]

An error occurred during execution of the application or command.

[System Processing]

Processing will be aborted.

[Action]

Check the message text and confirm that the application is written correctly and the command is being used correctly.

### 2.1.3 10003

**multiple Language parameters**

[Description]

An error occurred during execution of the application or command.

[System Processing]

Processing will be aborted.

[Action]

Check the message text and confirm that the application is written correctly and the command is being used correctly.

### 2.1.4 10004

**unrecognized Snowball parameter: "@1@"**

[Description]

An error occurred during execution of the application or command.

[System Processing]

Processing will be aborted.

[Action]

Check the message text and confirm that the application is written correctly and the command is being used correctly.

---

## 2.1.5 10005

---

**missing Language parameter**

[Description]

An error occurred during execution of the application or command.

[System Processing]

Processing will be aborted.

[Action]

Check the message text and confirm that the application is written correctly and the command is being used correctly.

---

## 2.1.6 10006

---

**could not determine which collation to use for index expression**

[Description]

An error occurred during execution of the application or command.

[System Processing]

Processing will be aborted.

[Action]

Check the message text and confirm that the application is written correctly and the command is being used correctly.

---

## 2.1.7 10007

---

**old GIN indexes do not support whole-index scans nor searches for nulls**

[Description]

An error occurred during execution of the application or command.

[System Processing]

Processing will be aborted.

[Action]

Check the message text and confirm that the application is written correctly and the command is being used correctly.

---

## 2.1.8 10008

---

**index row size @1@ exceeds maximum @2@ for index "@3@"**

[Description]

An error occurred during execution of the application or command.

[System Processing]

Processing will be aborted.

[Action]

Check the message text and confirm that the application is written correctly and the command is being used correctly.

## 2.1.9 10009

---

### "@1@" is an index

[Description]

An error occurred during execution of the application or command.

[System Processing]

Processing will be aborted.

[Action]

Check the message text and confirm that the application is written correctly and the command is being used correctly.

## 2.1.10 10010

---

### could not create archive status file "@1@" : @2@

[Description]

There was insufficient free space in the disk of the database server during execution of the application.

[System Processing]

Processing will be aborted.

[Action]

Delete user data stored in the database server to free up space on the disk.

## 2.1.11 10011

---

### could not write archive status file "@1@" : @2@

[Description]

There was insufficient free space in the disk of the database server during execution of the application.

[System Processing]

Processing will be aborted.

[Action]

Delete user data stored in the database server to free up space on the disk.

## 2.1.12 10013

---

### could not write to log file @1@ at offset @2@, length @3@: @4@

[Description]

There are the following cases:

- failed to write transaction log file
- failed to write transaction log file on backup data storage destination

[System Processing]

Processing will be aborted.

[Action]

Lack of storage space or malfunction of storage allocating the file shown in this message is considered.

If it's true, recover the database system according to "Actions when an Error Occurs" of "Operation Guide" or "Cluster Operation Guide (Database Multiplexing)".

If it's not true, identify the cause according to the information in this message such as errno, and work around.

The following major causes are considered.

- the file has no permission or the permission has been changed
- power of the storage allocating the file has been turned off
- unmounted the storage allocating the file
- another process or human operated the file
- the storage allocating the file has crashed

## 2.1.13 10014

---

**updated min recovery point to @1 @/@2@ on timeline @3@**

[Description]

Terminated normally.

[System Processing]

Continues processing.

[Action]

No action required.

## 2.1.14 10016

---

**could not create file "@1@": @2@**

[Description]

There was insufficient free space in the disk of the database server during execution of the application.

[System Processing]

Processing will be aborted.

[Action]

Delete user data stored in the database server to free up space on the disk.

## 2.1.15 10017

---

**could not write to file "@1@": @2@**

[Description]

There was insufficient free space in the disk of the database server during execution of the application.

[System Processing]

Processing will be aborted.

[Action]

Delete user data stored in the database server to free up space on the disk.

## 2.1.16 10018

---

### could not fsync file "@1@": @2@

[Description]

An error occurred during I/O processing in the database server.

[System Processing]

Processing will be aborted.

[Action]

To investigate the cause of the occurrence from the message, and remove cause.

## 2.1.17 10026

---

### could not read file "@1@": @2@

[Description]

An error occurred during I/O processing in the database server.

[System Processing]

Processing will be aborted.

[Action]

To investigate the cause of the occurrence from the message, and remove cause.

## 2.1.18 10027

---

### could not remove file "@1@": @2@

[Description]

The application or command terminated normally, but a warning was output.

[System Processing]

Processing will continue.

[Action]

Check the message text and confirm that the issue does not affect the expected outcome.

## 2.1.19 10028

---

### archive file "@1@" has wrong size: @2@ instead of @3@

[Description]

An error occurred during I/O processing in the database server.

[System Processing]

Processing will be aborted.

[Action]

To investigate the cause of the occurrence from the message, and remove cause.

## 2.1.20 10029

---



---

### restored log file "@1@" from archive

[Description]

Terminated normally.

[System Processing]

Continues processing.

[Action]

No action required.

---

## 2.1.21 10030

---

### could not restore file "@1@" from archive: @2@

[Description]

An error occurred during I/O processing in the database server.

[System Processing]

Processing will be aborted.

[Action]

To investigate the cause of the occurrence from the message, and remove cause.

---

## 2.1.22 10032

---

### could not open transaction log directory "@1@": @2@

[Description]

An error occurred during I/O processing in the database server.

[System Processing]

Processing will be aborted.

[Action]

To investigate the cause of the occurrence from the message, and remove cause.

---

## 2.1.23 10033

---

### recycled write-ahead log file "@1@"

[Description]

Terminated normally.

[System Processing]

Continues processing.

[Action]

No action required.

---

## 2.1.24 10034

---

### removing write-ahead log file "@1@"

[Description]

Terminated normally.

[System Processing]

Continues processing.

[Action]

No action required.

## 2.1.25 10035

---

### could not rename file "@1@": @2@

[Description]

An error occurred during I/O processing in the database server.

[System Processing]

Processing will be aborted.

[Action]

To investigate the cause of the occurrence from the message, and remove cause.

## 2.1.26 10036

---

### could not remove old transaction log file "@1@": @2@

[Description]

An error occurred during I/O processing in the database server.

[System Processing]

Processing will be aborted.

[Action]

To investigate the cause of the occurrence from the message, and remove cause.

## 2.1.27 10037

---

### required WAL directory "@1@" does not exist

[Description]

An error occurred during I/O processing in the database server.

[System Processing]

Processing will be aborted.

[Action]

To investigate the cause of the occurrence from the message, and remove cause.

## 2.1.28 10038

---

### creating missing WAL directory "@1@"

[Description]

Terminated normally.

[System Processing]

Continues processing.

[Action]

No action required.

## 2.1.29 10039

---

**could not create missing directory "@1@": @2@**

[Description]

There was insufficient free space in the disk of the database server during execution of the application.

[System Processing]

Processing will be aborted.

[Action]

Delete user data stored in the database server to free up space on the disk.

## 2.1.30 10040

---

**removing WAL backup history file "@1@"**

[Description]

Terminated normally.

[System Processing]

Continues processing.

[Action]

No action required.

## 2.1.31 10043

---

**incorrect resource manager data checksum in record at @1@/@2@**

[Description]

An error occurred during I/O processing in the database server.

[System Processing]

Processing will be aborted.

[Action]

To investigate the cause of the occurrence from the message, and remove cause.

## 2.1.32 10044

---

**invalid record offset at @1@/@2@**

[Description]

An error occurred during I/O processing in the database server.

[System Processing]

Processing will be aborted.

[Action]

To investigate the cause of the occurrence from the message, and remove cause.

## 2.1.33 10045

---

### contrecord is requested by @1@/@2@

[Description]

An error occurred during I/O processing in the database server.

[System Processing]

Processing will be aborted.

[Action]

To investigate the cause of the occurrence from the message, and remove cause.

## 2.1.34 10048

---

### invalid record length at @1@/@2@: wanted @3@, got @4@

[Description]

invalid record length was found on archive log or transaction log data.

[System Processing]

The following causes could be considered.

- if the log level is information(INFO, NOTICE, LOG, DEBUG)

Continue processing.

- if the log level is error(ERROR, FATAL, PANIC)

Processing will be aborted.

[Action]

If the log level is information(INFO, NOTICE, LOG, DEBUG), no action is required.

When the log level is error(ERROR, FATAL, PANIC), take either of the following actions.

- if this message is output during starting instance

Please restore according to "Deal at the time of abnormality" of "Operation Guide" or "Cluster Operation Guide (Database Multiplexing)".

- if this message is output during recovering

Cannot continue to recover with the current backup data because an archive log in the backup has an error.

Recover from the other backup data.

## 2.1.35 10049

---

### invalid resource manager ID @1@ at @2@/@3@

[Description]

An error occurred during I/O processing in the database server.

[System Processing]

Processing will be aborted.

[Action]

To investigate the cause of the occurrence from the message, and remove cause.

## 2.1.36 10050

---

### record with incorrect prev-link @1 @/@2@ at @3@/@4@

[Description]

An error occurred during I/O processing in the database server.

[System Processing]

Processing will be aborted.

[Action]

To investigate the cause of the occurrence from the message, and remove cause.

## 2.1.37 10051

---

### record length @1 @ at @2@/@3@ too long

[Description]

An error occurred during I/O processing in the database server.

[System Processing]

Processing will be aborted.

[Action]

To investigate the cause of the occurrence from the message, and remove cause.

## 2.1.38 10052

---

### there is no contrecord flag at @1 @/@2@

[Description]

An error occurred during I/O processing in the database server.

[System Processing]

Processing will be aborted.

[Action]

To investigate the cause of the occurrence from the message, and remove cause.

## 2.1.39 10053

---

### invalid contrecord length @1 @ at @2@/@3@

[Description]

An error occurred during I/O processing in the database server.

[System Processing]

Processing will be aborted.

[Action]

To investigate the cause of the occurrence from the message, and remove cause.

## 2.1.40 10054

---

**invalid magic number @1@ in log segment @2@, offset @3@**

[Description]

An error occurred during I/O processing in the database server.

[System Processing]

Processing will be aborted.

[Action]

To investigate the cause of the occurrence from the message, and remove cause.

## 2.1.41 10055

---

**invalid info bits @1@ in log segment @2@, offset @3@**

[Description]

An error occurred during I/O processing in the database server.

[System Processing]

Processing will be aborted.

[Action]

To investigate the cause of the occurrence from the message, and remove cause.

## 2.1.42 10056

---

**WAL file is from different database system: WAL file database system identifier is @1@, pg\_control database system identifier is @2@**

[Description]

An error occurred during I/O processing in the database server.

[System Processing]

Processing will be aborted.

[Action]

To investigate the cause of the occurrence from the message, and remove cause.

## 2.1.43 10057

---

**unexpected pageaddr @1@/@2@ in log segment @3@, offset @4@**

[Description]

An error occurred during I/O processing in the database server.

[System Processing]

Processing will be aborted.

[Action]

To investigate the cause of the occurrence from the message, and remove cause.

## 2.1.44 10058

---

**unexpected timeline ID @1@ in log segment @2@, offset @3@**

[Description]

An error occurred during I/O processing in the database server.

[System Processing]

Processing will be aborted.

[Action]

To investigate the cause of the occurrence from the message, and remove cause.

## 2.1.45 10059

---

**out-of-sequence timeline ID @1@ (after @2@) in log segment @3@, offset @4@**

[Description]

An error occurred during I/O processing in the database server.

[System Processing]

Processing will be aborted.

[Action]

To investigate the cause of the occurrence from the message, and remove cause.

## 2.1.46 10060

---

**syntax error in history file: @1@**

[Description]

An error occurred during I/O processing in the database server.

[System Processing]

Processing will be aborted.

[Action]

To investigate the cause of the occurrence from the message, and remove cause.

## 2.1.47 10061

---

**invalid data in history file: @1@**

[Description]

An error occurred during I/O processing in the database server.

[System Processing]

Processing will be aborted.

[Action]

To investigate the cause of the occurrence from the message, and remove cause.

## 2.1.48 10062

---

---

### invalid data in history file "@1@"

[Description]

An error occurred during I/O processing in the database server.

[System Processing]

Processing will be aborted.

[Action]

To investigate the cause of the occurrence from the message, and remove cause.

---

## 2.1.49 10063

---

### new timeline @1@ is not a child of database system timeline @2@

[Description]

An error occurred during execution of the application or command.

[System Processing]

Processing will be aborted.

[Action]

Check the message text and confirm that the application is written correctly and the command is being used correctly.

---

## 2.1.50 10064

---

### new target timeline is @1@

[Description]

Terminated normally.

[System Processing]

Continues processing.

[Action]

No action required.

---

## 2.1.51 10065

---

### could not rename file "@1@" to "@2@" : @3@

[Description]

An error occurred during I/O processing in the database server.

[System Processing]

Processing will be aborted.

[Action]

To investigate the cause of the occurrence from the message, and remove cause.

---

## 2.1.52 10066

---

### could not link file "@1@" to "@2@" : @3@



[Description]

The application or command terminated normally, but a warning was output.

[System Processing]

Processing will continue.

[Action]

Check the message text and confirm that the issue does not affect the expected outcome.

## 2.1.53 10073

---

### database files are incompatible with server

[Description]

An error occurred during execution of the application or command.

[System Processing]

Processing will be aborted.

[Action]

Check the message text and confirm that the application is written correctly and the command is being used correctly.

## 2.1.54 10074

---

### incorrect checksum in control file

[Description]

An error occurred during I/O processing in the database server.

[System Processing]

Processing will be aborted.

[Action]

To investigate the cause of the occurrence from the message, and remove cause.

## 2.1.55 10075

---

### could not write bootstrap write-ahead log file: @1@

[Description]

There was insufficient free space in the disk of the database server during execution of the application.

[System Processing]

Processing will be aborted.

[Action]

Delete user data stored in the database server to free up space on the disk.

## 2.1.56 10076

---

### could not fsync bootstrap write-ahead log file: @1@

[Description]

An error occurred during I/O processing in the database server.

[System Processing]

Processing will be aborted.

[Action]

To investigate the cause of the occurrence from the message, and remove cause.

## 2.1.57 10077

---

**could not close bootstrap write-ahead log file: @1@**

[Description]

An error occurred during I/O processing in the database server.

[System Processing]

Processing will be aborted.

[Action]

To investigate the cause of the occurrence from the message, and remove cause.

## 2.1.58 10079

---

**parameter "@1@" requires a Boolean value**

[Description]

An error occurred during execution of the application or command.

[System Processing]

Processing will be aborted.

[Action]

Check the message text and confirm that the application is written correctly and the command is being used correctly.

## 2.1.59 10085

---

**must specify restore\_command when standby mode is not enabled**

[Description]

An error occurred during execution of the application or command.

[System Processing]

Processing will be aborted.

[Action]

Check the message text and confirm that the application is written correctly and the command is being used correctly.

## 2.1.60 10086

---

**recovery target timeline @1@ does not exist**

[Description]

An error occurred during execution of the application or command.

[System Processing]

Processing will be aborted.

[Action]

Check the message text and confirm that the application is written correctly and the command is being used correctly.

## 2.1.61 10087

---

### archive recovery complete

[Description]

Terminated normally.

[System Processing]

Continues processing.

[Action]

No action required.

## 2.1.62 10088

---

### recovery stopping after commit of transaction @1@, time @2@

[Description]

An error occurred.

[System Processing]

Processing will be aborted.

[Action]

To investigate the cause of the occurrence from the message, and remove cause.

## 2.1.63 10089

---

### recovery stopping before commit of transaction @1@, time @2@

[Description]

An error occurred.

[System Processing]

Processing will be aborted.

[Action]

To investigate the cause of the occurrence from the message, and remove cause.

## 2.1.64 10090

---

### recovery stopping after abort of transaction @1@, time @2@

[Description]

An error occurred.

[System Processing]

Processing will be aborted.

[Action]

To investigate the cause of the occurrence from the message, and remove cause.

## 2.1.65 10091

---

### recovery stopping before abort of transaction @1@, time @2@

[Description]

An error occurred.

[System Processing]

Processing will be aborted.

[Action]

To investigate the cause of the occurrence from the message, and remove cause.

## 2.1.66 10092

---

### recovery stopping at restore point "@1@", time @2@

[Description]

An error occurred.

[System Processing]

Processing will be aborted.

[Action]

To investigate the cause of the occurrence from the message, and remove cause.

## 2.1.67 10093

---

### recovery has paused

[Description]

An error occurred because execution is temporarily impossible.

[System Processing]

Processing will be aborted.

[Action]

Restart the application. If the same error occurs when you restart the application, to check if there are any problems in the database server.

## 2.1.68 10095

---

### recovery is in progress

[Description]

An error occurred during execution of the application or command.

[System Processing]

Processing will be aborted.

[Action]

Check the message text and confirm that the application is written correctly and the command is being used correctly.

## 2.1.69 10096

---

---

**hot standby is not possible because @1@ = @2@ is a lower setting than on the master server (its value was @3@)**

[Description]

An error occurred during execution of the application or command.

[System Processing]

Processing will be aborted.

[Action]

Check the message text and confirm that the application is written correctly and the command is being used correctly.

## 2.1.70 10097

---

**WAL was generated with wal\_level=minimal, data may be missing**

[Description]

The application or command terminated normally, but a warning was output.

[System Processing]

Processing will continue.

[Action]

Check the message text and confirm that the issue does not affect the expected outcome.

## 2.1.71 10098

---

**hot standby is not possible because wal\_level was not set to "replica" or higher on the master server**

[Description]

An error occurred during execution of the application or command.

[System Processing]

Processing will be aborted.

[Action]

Check the message text and confirm that the application is written correctly and the command is being used correctly.

## 2.1.72 10099

---

**control file contains invalid checkpoint location**

[Description]

An error occurred during I/O processing in the database server.

[System Processing]

Processing will be aborted.

[Action]

To investigate the cause of the occurrence from the message, and remove cause.

## 2.2 Message Numbers Beginning with 10100

---

### 2.2.1 10100

---

#### database system was shut down at @1@

[Description]

Terminated normally.

[System Processing]

Continues processing.

[Action]

No action required.

### 2.2.2 10101

---

#### database system was shut down in recovery at @1@

[Description]

Displaying the date and time that the standby server is shut down last time.

[System Processing]

Continues processing.

[Action]

No action is required.

### 2.2.3 10102

---

#### database system shutdown was interrupted; last known up at @1@

[Description]

An error occurred.

[System Processing]

Processing will be aborted.

[Action]

To investigate the cause of the occurrence from the message, and remove cause.

### 2.2.4 10103

---

#### database system was interrupted while in recovery at @1@

[Description]

An error occurred.

[System Processing]

Processing will be aborted.

[Action]

To investigate the cause of the occurrence from the message, and remove cause.

## 2.2.5 10104

---

### database system was interrupted while in recovery at log time @1@

[Description]

An error occurred.

[System Processing]

Processing will be aborted.

[Action]

To investigate the cause of the occurrence from the message, and remove cause.

## 2.2.6 10105

---

### database system was interrupted; last known up at @1@

[Description]

An error occurred.

[System Processing]

Processing will be aborted.

[Action]

To investigate the cause of the occurrence from the message, and remove cause.

## 2.2.7 10106

---

### requested timeline @1@ is not a child of this server's history

[Description]

An error occurred during I/O processing in the database server.

[System Processing]

Processing will be aborted.

[Action]

To investigate the cause of the occurrence from the message, and remove cause.

## 2.2.8 10107

---

### entering standby mode

[Description]

Terminated normally.

[System Processing]

Continues processing.

[Action]

No action required.

## 2.2.9 10108

---

---

### starting point-in-time recovery to XID @1@

[Description]

Terminated normally.

[System Processing]

Continues processing.

[Action]

No action required.

---

## 2.2.10 10109

---

### starting point-in-time recovery to @1@

[Description]

Terminated normally.

[System Processing]

Continues processing.

[Action]

No action required.

---

## 2.2.11 10110

---

### starting point-in-time recovery to "@1@"

[Description]

Terminated normally.

[System Processing]

Continues processing.

[Action]

No action required.

---

## 2.2.12 10111

---

### starting archive recovery

[Description]

Terminated normally.

[System Processing]

Continues processing.

[Action]

No action required.

---

## 2.2.13 10112

---

### checkpoint record is at @1@/@2@



[Description]

Terminated normally.

[System Processing]

Continues processing.

[Action]

No action required.

## 2.2.14 10113

---

### could not find redo location referenced by checkpoint record

[Description]

An error occurred during I/O processing in the database server.

[System Processing]

Processing will be aborted.

[Action]

To investigate the cause of the occurrence from the message, and remove cause.

## 2.2.15 10114

---

### could not locate required checkpoint record

[Description]

An error occurred during I/O processing in the database server.

[System Processing]

Processing will be aborted.

[Action]

To investigate the cause of the occurrence from the message, and remove cause.

## 2.2.16 10115

---

### could not locate a valid checkpoint record

[Description]

An error occurred during I/O processing in the database server.

[System Processing]

Processing will be aborted.

[Action]

To investigate the cause of the occurrence from the message, and remove cause.

## 2.2.17 10116

---

### using previous checkpoint record at @1 @/@2@

[Description]

Terminated normally.

[System Processing]

Continues processing.

[Action]

No action required.

## 2.2.18 10121

---

### invalid next transaction ID

[Description]

An error occurred during I/O processing in the database server.

[System Processing]

Processing will be aborted.

[Action]

To investigate the cause of the occurrence from the message, and remove cause.

## 2.2.19 10122

---

### invalid redo in checkpoint record

[Description]

An error occurred during I/O processing in the database server.

[System Processing]

Processing will be aborted.

[Action]

To investigate the cause of the occurrence from the message, and remove cause.

## 2.2.20 10123

---

### invalid redo record in shutdown checkpoint

[Description]

An error occurred during I/O processing in the database server.

[System Processing]

Processing will be aborted.

[Action]

To investigate the cause of the occurrence from the message, and remove cause.

## 2.2.21 10124

---

### database system was not properly shut down; automatic recovery in progress

[Description]

The application or command terminated normally, but a warning was output.

[System Processing]

Processing will continue.

[Action]

Check the message text and confirm that the issue does not affect the expected outcome.

## 2.2.22 10125

---

**initializing for hot standby**

[Description]

Terminated normally.

[System Processing]

Continues processing.

[Action]

No action required.

## 2.2.23 10126

---

**redo starts at @1 @/@2@**

[Description]

Terminated normally.

[System Processing]

Continues processing.

[Action]

No action required.

## 2.2.24 10127

---

**redo done at @1 @/@2@**

[Description]

Terminated normally.

[System Processing]

Continues processing.

[Action]

No action required.

## 2.2.25 10128

---

**last completed transaction was at log time @1@**

[Description]

Terminated normally.

[System Processing]

Continues processing.

[Action]

No action required.

## 2.2.26 10129

---

### redo is not required

#### [Description]

The application or command terminated normally, but a warning was output.

#### [System Processing]

Processing will continue.

#### [Action]

Check the message text and confirm that the issue does not affect the expected outcome.

## 2.2.27 10130

---

### requested recovery stop point is before consistent recovery point

#### [Description]

An error occurred during I/O processing in the database server.

#### [System Processing]

Processing will be aborted.

#### [Action]

To investigate the cause of the occurrence from the message, and remove cause.

## 2.2.28 10131

---

### WAL ends before end of online backup

#### [Description]

An error occurred during I/O processing in the database server.

#### [System Processing]

Processing will be aborted.

#### [Action]

To investigate the cause of the occurrence from the message, and remove cause.

## 2.2.29 10132

---

### WAL ends before consistent recovery point

#### [Description]

An error occurred during I/O processing in the database server.

#### [System Processing]

Processing will be aborted.

#### [Action]

To investigate the cause of the occurrence from the message, and remove cause.

## 2.2.30 10133

---

---

**selected new timeline ID: @1@**

[Description]

Terminated normally.

[System Processing]

Continues processing.

[Action]

No action required.

---

## 2.2.31 10134

---

**consistent recovery state reached at @1@/@2@**

[Description]

Terminated normally.

[System Processing]

Continues processing.

[Action]

No action required.

---

## 2.2.32 10135

---

**invalid primary checkpoint link in control file**

[Description]

An error occurred during I/O processing in the database server.

[System Processing]

Processing will be aborted.

[Action]

To investigate the cause of the occurrence from the message, and remove cause.

---

## 2.2.33 10136

---

**invalid secondary checkpoint link in control file**

[Description]

An error occurred during I/O processing in the database server.

[System Processing]

Processing will be aborted.

[Action]

To investigate the cause of the occurrence from the message, and remove cause.

---

## 2.2.34 10137

---

**invalid checkpoint link in backup\_label file**

[Description]

An error occurred during I/O processing in the database server.

[System Processing]

Processing will be aborted.

[Action]

To investigate the cause of the occurrence from the message, and remove cause.

## 2.2.35 10138

---

### invalid primary checkpoint record

[Description]

An error occurred during I/O processing in the database server.

[System Processing]

Processing will be aborted.

[Action]

To investigate the cause of the occurrence from the message, and remove cause.

## 2.2.36 10139

---

### invalid secondary checkpoint record

[Description]

An error occurred during I/O processing in the database server.

[System Processing]

Processing will be aborted.

[Action]

To investigate the cause of the occurrence from the message, and remove cause.

## 2.2.37 10140

---

### invalid checkpoint record

[Description]

An error occurred during I/O processing in the database server.

[System Processing]

Processing will be aborted.

[Action]

To investigate the cause of the occurrence from the message, and remove cause.

## 2.2.38 10141

---

### invalid resource manager ID in primary checkpoint record

[Description]

An error occurred during I/O processing in the database server.

[System Processing]

Processing will be aborted.

[Action]

To investigate the cause of the occurrence from the message, and remove cause.

---

## 2.2.39 10142

---

### invalid resource manager ID in secondary checkpoint record

[Description]

An error occurred during I/O processing in the database server.

[System Processing]

Processing will be aborted.

[Action]

To investigate the cause of the occurrence from the message, and remove cause.

---

## 2.2.40 10143

---

### invalid resource manager ID in checkpoint record

[Description]

An error occurred during I/O processing in the database server.

[System Processing]

Processing will be aborted.

[Action]

To investigate the cause of the occurrence from the message, and remove cause.

---

## 2.2.41 10144

---

### invalid xl\_info in primary checkpoint record

[Description]

An error occurred during I/O processing in the database server.

[System Processing]

Processing will be aborted.

[Action]

To investigate the cause of the occurrence from the message, and remove cause.

---

## 2.2.42 10145

---

### invalid xl\_info in secondary checkpoint record

[Description]

An error occurred during I/O processing in the database server.

[System Processing]

Processing will be aborted.

[Action]

To investigate the cause of the occurrence from the message, and remove cause.

## 2.2.43 10146

---

### invalid xl\_info in checkpoint record

[Description]

An error occurred during I/O processing in the database server.

[System Processing]

Processing will be aborted.

[Action]

To investigate the cause of the occurrence from the message, and remove cause.

## 2.2.44 10147

---

### invalid length of primary checkpoint record

[Description]

An error occurred during I/O processing in the database server.

[System Processing]

Processing will be aborted.

[Action]

To investigate the cause of the occurrence from the message, and remove cause.

## 2.2.45 10148

---

### invalid length of secondary checkpoint record

[Description]

An error occurred during I/O processing in the database server.

[System Processing]

Processing will be aborted.

[Action]

To investigate the cause of the occurrence from the message, and remove cause.

## 2.2.46 10149

---

### invalid length of checkpoint record

[Description]

An error occurred during I/O processing in the database server.

[System Processing]

Processing will be aborted.

[Action]

To investigate the cause of the occurrence from the message, and remove cause.



## 2.2.47 10150

---

### shutting down

[Description]

Terminated normally.

[System Processing]

Continues processing.

[Action]

No action required.

## 2.2.48 10151

---

### database system is shut down

[Description]

Terminated normally.

[System Processing]

Continues processing.

[Action]

No action required.

## 2.2.49 10152

---

### concurrent write-ahead log activity while database system is shutting down

[Description]

An error occurred during I/O processing in the database server.

[System Processing]

Processing will be aborted.

[Action]

To investigate the cause of the occurrence from the message, and remove cause.

## 2.2.50 10153

---

### skipping restartpoint, recovery has already ended

[Description]

Terminated normally.

[System Processing]

Continues processing.

[Action]

No action required.

## 2.2.51 10154

---

---

**skipping restartpoint, already performed at @1@/@2@**

[Description]

Terminated normally.

[System Processing]

Continues processing.

[Action]

No action required.

---

## 2.2.52 10155

---

**recovery restart point at @1@/@2@**

[Description]

Terminated normally.

[System Processing]

Continues processing.

[Action]

No action required.

---

## 2.2.53 10156

---

**restore point "@1@" created at @2@/@3@**

[Description]

Terminated normally.

[System Processing]

Continues processing.

[Action]

No action required.

---

## 2.2.54 10157

---

**unexpected timeline ID @1@ (after @2@) in checkpoint record**

[Description]

An error occurred during I/O processing in the database server.

[System Processing]

Processing will be aborted.

[Action]

To investigate the cause of the occurrence from the message, and remove cause.

---

## 2.2.55 10158

---

**unexpected timeline ID @1@ (should be @2@) in checkpoint record**

[Description]

An error occurred during I/O processing in the database server.

[System Processing]

Processing will be aborted.

[Action]

To investigate the cause of the occurrence from the message, and remove cause.

## 2.2.56 10160

---

### could not fsync write-through log file @1@: @2@

[Description]

An error occurred during I/O processing in the database server.

[System Processing]

Processing will be aborted.

[Action]

To investigate the cause of the occurrence from the message, and remove cause.

## 2.2.57 10161

---

### could not fdatsync file "@1@": @2@

[Description]

An error occurred during I/O processing in the database server.

[System Processing]

Processing will be aborted.

[Action]

To investigate the cause of the occurrence from the message, and remove cause.

## 2.2.58 10163

---

### recovery is not in progress

[Description]

An error occurred during execution of the application or command.

[System Processing]

Processing will be aborted.

[Action]

Check the message text and confirm that the application is written correctly and the command is being used correctly.

## 2.2.59 10164

---

### WAL level not sufficient for making an online backup

[Description]

An error occurred during execution of the application or command.

[System Processing]

Processing will be aborted.

[Action]

Check the message text and confirm that the application is written correctly and the command is being used correctly.

---

## 2.2.60 10165

---

**backup label too long (max @1@ bytes)**

[Description]

An error occurred during execution of the application or command.

[System Processing]

Processing will be aborted.

[Action]

Check the message text and confirm that the application is written correctly and the command is being used correctly.

---

## 2.2.61 10166

---

**a backup is already in progress**

[Description]

An error occurred during execution of the application or command.

[System Processing]

Processing will be aborted.

[Action]

Check the message text and confirm that the application is written correctly and the command is being used correctly.

---

## 2.2.62 10167

---

**could not stat file "@1@": @2@**

[Description]

There was insufficient free space in the disk of the database server during execution of the application.

[System Processing]

Processing will be aborted.

[Action]

Delete user data stored in the database server to free up space on the disk.

---

## 2.2.63 10168

---

**a backup is not in progress**

[Description]

An error occurred during execution of the application or command.

[System Processing]

Processing will be aborted.

[Action]

Check the message text and confirm that the application is written correctly and the command is being used correctly.

## 2.2.64 10169

---

### invalid data in file "@1@"

[Description]

An error occurred during execution of the application or command.

[System Processing]

Processing will be aborted.

[Action]

Check the message text and confirm that the application is written correctly and the command is being used correctly.

## 2.2.65 10170

---

### base backup done, waiting for required WAL segments to be archived

[Description]

Terminated normally.

[System Processing]

Continues processing.

[Action]

No action required.

## 2.2.66 10171

---

### still waiting for all required WAL segments to be archived (@1@ seconds elapsed)

[Description]

The application or command terminated normally, but a warning was output.

[System Processing]

Processing will continue.

[Action]

Check the message text and confirm that the issue does not affect the expected outcome.

## 2.2.67 10172

---

### all required WAL segments have been archived

[Description]

Terminated normally.

[System Processing]

Continues processing.

[Action]

No action required.

## 2.2.68 10173

---

**WAL archiving is not enabled; you must ensure that all required WAL segments are copied through other means to complete the backup**

[Description]

An error occurred during execution of the application or command.

[System Processing]

Processing will be aborted.

[Action]

Check the message text and confirm that the application is written correctly and the command is being used correctly.

## 2.2.69 10176

---

**WAL level not sufficient for creating a restore point**

[Description]

An error occurred during execution of the application or command.

[System Processing]

Processing will be aborted.

[Action]

Check the message text and confirm that the application is written correctly and the command is being used correctly.

## 2.2.70 10177

---

**value too long for restore point (maximum @1@ characters)**

[Description]

An error occurred during execution of the application or command.

[System Processing]

Processing will be aborted.

[Action]

Check the message text and confirm that the application is written correctly and the command is being used correctly.

## 2.2.71 10179

---

**could not read from log segment @1@, offset @2@: @3@**

[Description]

An error occurred during I/O processing in the database server.

[System Processing]

Processing will be aborted.

[Action]

To investigate the cause of the occurrence from the message, and remove cause.

## 2.2.72 10180

---

### received promote request

[Description]

Terminated normally.

[System Processing]

Continues processing.

[Action]

No action required.

## 2.2.73 10181

---

### promote trigger file found: @1@

[Description]

Terminated normally.

[System Processing]

Continues processing.

[Action]

No action required.

## 2.2.74 10182

---

### database is not accepting commands to avoid wraparound data loss in database "@1@"

[Description]

An error occurred because execution is temporarily impossible.

[System Processing]

Processing will be aborted.

[Action]

Restart the application. If the same error occurs when you restart the application, to check if there are any problems in the database server.

## 2.2.75 10183

---

### database is not accepting commands to avoid wraparound data loss in database with OID @1@

[Description]

An error occurred because execution is temporarily impossible.

[System Processing]

Processing will be aborted.

[Action]

Restart the application. If the same error occurs when you restart the application, to check if there are any problems in the database server.

## 2.2.76 10184

---

---

**database "@1@" must be vacuumed within @2@ transactions****[Description]**

The application or command terminated normally, but a warning was output.

**[System Processing]**

Processing will continue.

**[Action]**

Check the message text and confirm that the issue does not affect the expected outcome.

---

**2.2.77 10185**

---

**database with OID @1@ must be vacuumed within @2@ transactions****[Description]**

The application or command terminated normally, but a warning was output.

**[System Processing]**

Processing will continue.

**[Action]**

Check the message text and confirm that the issue does not affect the expected outcome.

---

**2.2.78 10186**

---

**transaction ID wrap limit is @1@, limited by database with OID @2@****[Description]**

Terminated normally.

**[System Processing]**

Continues processing.

**[Action]**

No action required.

---

**2.2.79 10187**

---

**transaction identifier "@1@" is too long****[Description]**

An error occurred during execution of the application or command.

**[System Processing]**

Processing will be aborted.

**[Action]**

Check the message text and confirm that the application is written correctly and the command is being used correctly.

---

**2.2.80 10188**

---

**prepared transactions are disabled**



[Description]

An error occurred during execution of the application or command.

[System Processing]

Processing will be aborted.

[Action]

Check the message text and confirm that the application is written correctly and the command is being used correctly.

## 2.2.81 10189

---

### transaction identifier "@1@" is already in use

[Description]

An error occurred during execution of the application or command.

[System Processing]

Processing will be aborted.

[Action]

Check the message text and confirm that the application is written correctly and the command is being used correctly.

## 2.2.82 10190

---

### maximum number of prepared transactions reached

[Description]

An error occurred during execution of the application or command.

[System Processing]

Processing will be aborted.

[Action]

Check the message text and confirm that the application is written correctly and the command is being used correctly.

## 2.2.83 10191

---

### prepared transaction with identifier "@1@" is busy

[Description]

An error occurred during execution of the application or command.

[System Processing]

Processing will be aborted.

[Action]

Check the message text and confirm that the application is written correctly and the command is being used correctly.

## 2.2.84 10192

---

### permission denied to finish prepared transaction

[Description]

An error occurred during execution of the application or command.

[System Processing]

Processing will be aborted.

[Action]

Check the message text and confirm that the application is written correctly and the command is being used correctly.

---

## 2.2.85 10193

---

**prepared transaction belongs to another database**

[Description]

An error occurred during execution of the application or command.

[System Processing]

Processing will be aborted.

[Action]

Check the message text and confirm that the application is written correctly and the command is being used correctly.

---

## 2.2.86 10194

---

**prepared transaction with identifier "@1@" does not exist**

[Description]

An error occurred during execution of the application or command.

[System Processing]

Processing will be aborted.

[Action]

Check the message text and confirm that the application is written correctly and the command is being used correctly.

---

## 2.2.87 10195

---

**two-phase state file maximum length exceeded**

[Description]

An error occurred during execution of the application or command.

[System Processing]

Processing will be aborted.

[Action]

Check the message text and confirm that the application is written correctly and the command is being used correctly.

---

## 2.3 Message Numbers Beginning with 10200

---

---

### 2.3.1 10205

---

**could not recreate file "@1@": @2@**

[Description]

An error occurred during I/O processing in the database server.

[System Processing]

Processing will be aborted.

[Action]

To investigate the cause of the occurrence from the message, and remove cause.

## 2.3.2 10209

---

### removing future two-phase state file for transaction @1@

[Description]

The application or command terminated normally, but a warning was output.

[System Processing]

Processing will continue.

[Action]

Check the message text and confirm that the issue does not affect the expected outcome.

## 2.3.3 10210

---

### corrupted two-phase state file for transaction @1@

[Description]

The application or command terminated normally, but a warning was output.

[System Processing]

Processing will continue.

[Action]

Check the message text and confirm that the issue does not affect the expected outcome.

## 2.3.4 10211

---

### removing stale two-phase state file for transaction @1@

[Description]

The application or command terminated normally, but a warning was output.

[System Processing]

Processing will continue.

[Action]

Check the message text and confirm that the issue does not affect the expected outcome.

## 2.3.5 10212

---

### recovering prepared transaction @1@ from shared memory

[Description]

Terminated normally.

[System Processing]

Continues processing.

[Action]

No action required.

## 2.3.6 10213

---

### file "@1@" doesn't exist, reading as zeroes

[Description]

The application or command terminated normally, but a warning was output.

[System Processing]

Processing will continue.

[Action]

Check the message text and confirm that the issue does not affect the expected outcome.

## 2.3.7 10214

---

### could not access status of transaction @1@

[Description]

An error occurred during I/O processing in the database server.

[System Processing]

Processing will be aborted.

[Action]

To investigate the cause of the occurrence from the message, and remove cause.

## 2.3.8 10215

---

### could not truncate directory "@1@": apparent wraparound

[Description]

The application or command terminated normally, but a warning was output.

[System Processing]

Processing will continue.

[Action]

Check the message text and confirm that the issue does not affect the expected outcome.

## 2.3.9 10216

---

### removing file "@1@"

[Description]

Terminated normally.

[System Processing]

Continues processing.

[Action]

No action required.

## 2.3.10 10217

---

### cannot have more than 2^32-2 commands in a transaction

[Description]

An error occurred during execution of the application or command.

[System Processing]

Processing will be aborted.

[Action]

Check the message text and confirm that the application is written correctly and the command is being used correctly.

## 2.3.11 10218

---

### maximum number of committed subtransactions (@1@) exceeded

[Description]

An error occurred during execution of the application or command.

[System Processing]

Processing will be aborted.

[Action]

Check the message text and confirm that the application is written correctly and the command is being used correctly.

## 2.3.12 10220

---

### @1@ cannot run inside a transaction block

[Description]

An error occurred during execution of the application or command.

[System Processing]

Processing will be aborted.

[Action]

Check the message text and confirm that the application is written correctly and the command is being used correctly.

## 2.3.13 10221

---

### @1@ cannot run inside a subtransaction

[Description]

An error occurred during execution of the application or command.

[System Processing]

Processing will be aborted.

[Action]

Check the message text and confirm that the application is written correctly and the command is being used correctly.

## 2.3.14 10222

---

---

### @1@ cannot be executed from a function or multi-command string

[Description]

An error occurred during execution of the application or command.

[System Processing]

Processing will be aborted.

[Action]

Check the message text and confirm that the application is written correctly and the command is being used correctly.

---

## 2.3.15 10223

---

### @1@ can only be used in transaction blocks

[Description]

An error occurred during execution of the application or command.

[System Processing]

Processing will be aborted.

[Action]

Check the message text and confirm that the application is written correctly and the command is being used correctly.

---

## 2.3.16 10224

---

### there is already a transaction in progress

[Description]

The application or command terminated normally, but a warning was output.

[System Processing]

Processing will continue.

[Action]

Check the message text and confirm that the issue does not affect the expected outcome.

---

## 2.3.17 10225

---

### there is no transaction in progress

[Description]

The application or command terminated normally, but a warning was output.

[System Processing]

Processing will continue.

[Action]

Check the message text and confirm that the issue does not affect the expected outcome.

---

## 2.3.18 10226

---

### no such savepoint

[Description]

An error occurred during execution of the application or command.

[System Processing]

Processing will be aborted.

[Action]

Check the message text and confirm that the application is written correctly and the command is being used correctly.

## 2.3.19 10227

---

### cannot have more than 2^32-1 subtransactions in a transaction

[Description]

An error occurred during execution of the application or command.

[System Processing]

Processing will be aborted.

[Action]

Check the message text and confirm that the application is written correctly and the command is being used correctly.

## 2.3.20 10228

---

### index "@1@" is not a btree

[Description]

An error occurred during I/O processing in the database server.

[System Processing]

Processing will be aborted.

[Action]

To investigate the cause of the occurrence from the message, and remove cause.

## 2.3.21 10229

---

### version mismatch in index "@1@": file version @2@, code version @3@

[Description]

An error occurred during I/O processing in the database server.

[System Processing]

Processing will be aborted.

[Action]

To investigate the cause of the occurrence from the message, and remove cause.

## 2.3.22 10230

---

### index "@1@" contains unexpected zero page at block @2@

[Description]

An error occurred during I/O processing in the database server.

[System Processing]

Processing will be aborted.

[Action]

To investigate the cause of the occurrence from the message, and remove cause.

### 2.3.23 10231

---

**index "@1@" contains corrupted page at block @2@**

[Description]

An error occurred during I/O processing in the database server.

[System Processing]

Processing will be aborted.

[Action]

To investigate the cause of the occurrence from the message, and remove cause.

### 2.3.24 10232

---

**duplicate key value violates unique constraint "@1@"**

[Description]

An error occurred during execution of the application or command.

[System Processing]

Processing will be aborted.

[Action]

Check the message text and confirm that the application is written correctly and the command is being used correctly.

### 2.3.25 10233

---

**failed to re-find tuple within index "@1@"**

[Description]

An unexpected error occurred.

[System Processing]

Processing will be aborted.

[Action]

Contact Fujitsu technical support.

### 2.3.26 10234

---

**row is too big: size @1@, maximum size @2@**

[Description]

An error occurred during execution of the application or command.

[System Processing]

Processing will be aborted.



[Action]

Check the message text and confirm that the application is written correctly and the command is being used correctly.

## 2.3.27 10235

---

### "@1@" is not an index

[Description]

An error occurred during execution of the application or command.

[System Processing]

Processing will be aborted.

[Action]

Check the message text and confirm that the application is written correctly and the command is being used correctly.

## 2.3.28 10236

---

### "@1@" is a composite type

[Description]

An error occurred during execution of the application or command.

[System Processing]

Processing will be aborted.

[Action]

Check the message text and confirm that the application is written correctly and the command is being used correctly.

## 2.3.29 10237

---

### could not obtain lock on row in relation "@1@"

[Description]

An error occurred because execution is temporarily impossible.

[System Processing]

Processing will be aborted.

[Action]

Restart the application. If the same error occurs when you restart the application, to check if there are any problems in the database server.

## 2.3.30 10238

---

### hash indexes do not support whole-index scans

[Description]

An error occurred during execution of the application or command.

[System Processing]

Processing will be aborted.

[Action]

Check the message text and confirm that the application is written correctly and the command is being used correctly.

### 2.3.31 10239

---

#### index "@1@" is not a hash index

[Description]

An error occurred during I/O processing in the database server.

[System Processing]

Processing will be aborted.

[Action]

To investigate the cause of the occurrence from the message, and remove cause.

### 2.3.32 10240

---

#### index "@1@" has wrong hash version

[Description]

An error occurred during I/O processing in the database server.

[System Processing]

Processing will be aborted.

[Action]

To investigate the cause of the occurrence from the message, and remove cause.

### 2.3.33 10241

---

#### out of overflow pages in hash index "@1@"

[Description]

An error occurred during execution of the application or command.

[System Processing]

Processing will be aborted.

[Action]

Check the message text and confirm that the application is written correctly and the command is being used correctly.

### 2.3.34 10242

---

#### index row size @1@ exceeds hash maximum @2@

[Description]

An error occurred during execution of the application or command.

[System Processing]

Processing will be aborted.

[Action]

Check the message text and confirm that the application is written correctly and the command is being used correctly.

### 2.3.35 10243

---

---

### column "@1@" cannot be declared SETOF

[Description]

An error occurred during execution of the application or command.

[System Processing]

Processing will be aborted.

[Action]

Check the message text and confirm that the application is written correctly and the command is being used correctly.

---

### 2.3.36 10244

---

#### number of columns (@1@) exceeds limit (@2@)

[Description]

An error occurred during execution of the application or command.

[System Processing]

Processing will be aborted.

[Action]

Check the message text and confirm that the application is written correctly and the command is being used correctly.

---

### 2.3.37 10245

---

#### user-defined relation parameter types limit exceeded

[Description]

An error occurred during execution of the application or command.

[System Processing]

Processing will be aborted.

[Action]

Check the message text and confirm that the application is written correctly and the command is being used correctly.

---

### 2.3.38 10246

---

#### RESET must not include values for parameters

[Description]

An error occurred during execution of the application or command.

[System Processing]

Processing will be aborted.

[Action]

Check the message text and confirm that the application is written correctly and the command is being used correctly.

---

### 2.3.39 10247

---

#### unrecognized parameter namespace "@1@"

[Description]

An error occurred during execution of the application or command.

[System Processing]

Processing will be aborted.

[Action]

Check the message text and confirm that the application is written correctly and the command is being used correctly.

## 2.3.40 10248

---

### unrecognized parameter "@1@"

[Description]

An error occurred during execution of the application or command.

[System Processing]

Processing will be aborted.

[Action]

Check the message text and confirm that the application is written correctly and the command is being used correctly.

## 2.3.41 10249

---

### parameter "@1@" specified more than once

[Description]

An error occurred during execution of the application or command.

[System Processing]

Processing will be aborted.

[Action]

Check the message text and confirm that the application is written correctly and the command is being used correctly.

## 2.3.42 10250

---

### invalid value for boolean option "@1@": @2@

[Description]

An error occurred during execution of the application or command.

[System Processing]

Processing will be aborted.

[Action]

Check the message text and confirm that the application is written correctly and the command is being used correctly.

## 2.3.43 10251

---

### invalid value for integer option "@1@": @2@

[Description]

An error occurred during execution of the application or command.

[System Processing]

Processing will be aborted.

[Action]

Check the message text and confirm that the application is written correctly and the command is being used correctly.

---

## 2.3.44 10252

---

**value @1@ out of bounds for option "@2@"**

[Description]

An error occurred during execution of the application or command.

[System Processing]

Processing will be aborted.

[Action]

Check the message text and confirm that the application is written correctly and the command is being used correctly.

---

## 2.3.45 10253

---

**invalid value for floating point option "@1@": @2@**

[Description]

An error occurred during execution of the application or command.

[System Processing]

Processing will be aborted.

[Action]

Check the message text and confirm that the application is written correctly and the command is being used correctly.

---

## 2.3.46 10254

---

**unsupported format code: @1@**

[Description]

An error occurred during execution of the application or command.

[System Processing]

Processing will be aborted.

[Action]

Check the message text and confirm that the application is written correctly and the command is being used correctly.

---

## 2.3.47 10255

---

**number of index columns (@1@) exceeds limit (@2@)**

[Description]

An error occurred during execution of the application or command.

[System Processing]

Processing will be aborted.

[Action]

Check the message text and confirm that the application is written correctly and the command is being used correctly.

## 2.3.48 10256

---

### index row requires @1@ bytes, maximum size is @2@

[Description]

An error occurred during execution of the application or command.

[System Processing]

Processing will be aborted.

[Action]

Check the message text and confirm that the application is written correctly and the command is being used correctly.

## 2.3.49 10257

---

### picksplit method for column @1@ of index "@2@" failed

[Description]

An unexpected error occurred.

[System Processing]

Processing will be aborted.

[Action]

Contact Fujitsu technical support.

## 2.3.50 10259

---

### index "@1@" contains an inner tuple marked as invalid

[Description]

An error occurred during execution of the application or command.

[System Processing]

Processing will be aborted.

[Action]

Check the message text and confirm that the application is written correctly and the command is being used correctly.

## 2.3.51 10260

---

### aggregate @1@ needs to have compatible input type and transition type

[Description]

An error occurred during execution of the application or command.

[System Processing]

Processing will be aborted.

[Action]

Check the message text and confirm that the application is written correctly and the command is being used correctly.

## 2.3.52 10261

---

### could not create exclusion constraint "@1@"

[Description]

An error occurred during execution of the application or command.

[System Processing]

Processing will be aborted.

[Action]

Check the message text and confirm that the application is written correctly and the command is being used correctly.

## 2.3.53 10262

---

### conflicting key value violates exclusion constraint "@1@"

[Description]

An error occurred during execution of the application or command.

[System Processing]

Processing will be aborted.

[Action]

Check the message text and confirm that the application is written correctly and the command is being used correctly.

## 2.3.54 10263

---

### RIGHT JOIN is only supported with merge-joinable join conditions

[Description]

An error occurred during execution of the application or command.

[System Processing]

Processing will be aborted.

[Action]

Check the message text and confirm that the application is written correctly and the command is being used correctly.

## 2.3.55 10264

---

### FULL JOIN is only supported with merge-joinable join conditions

[Description]

An error occurred during execution of the application or command.

[System Processing]

Processing will be aborted.

[Action]

Check the message text and confirm that the application is written correctly and the command is being used correctly.

## 2.3.56 10265

---

---

### could not determine actual type of argument declared @1 @

[Description]

An error occurred during execution of the application or command.

[System Processing]

Processing will be aborted.

[Action]

Check the message text and confirm that the application is written correctly and the command is being used correctly.

---

## 2.3.57 10266

---

### @1 @ is not allowed in a SQL function

[Description]

An error occurred during execution of the application or command.

[System Processing]

Processing will be aborted.

[Action]

Check the message text and confirm that the application is written correctly and the command is being used correctly.

---

## 2.3.58 10267

---

### @1 @ is not allowed in a non-volatile function

[Description]

An error occurred during execution of the application or command.

[System Processing]

Processing will be aborted.

[Action]

Check the message text and confirm that the application is written correctly and the command is being used correctly.

---

## 2.3.59 10269

---

### set-valued function called in context that cannot accept a set

[Description]

An error occurred during execution of the application or command.

[System Processing]

Processing will be aborted.

[Action]

Check the message text and confirm that the application is written correctly and the command is being used correctly.

---

## 2.3.60 10270

---

### return type mismatch in function declared to return @1 @



[Description]

An error occurred during execution of the application or command.

[System Processing]

Processing will be aborted.

[Action]

Check the message text and confirm that the application is written correctly and the command is being used correctly.

## 2.3.61 10271

---

### return type @1@ is not supported for SQL functions

[Description]

An error occurred during execution of the application or command.

[System Processing]

Processing will be aborted.

[Action]

Check the message text and confirm that the application is written correctly and the command is being used correctly.

## 2.3.62 10272

---

### cannot change sequence "@1@"

[Description]

An error occurred during execution of the application or command.

[System Processing]

Processing will be aborted.

[Action]

Check the message text and confirm that the application is written correctly and the command is being used correctly.

## 2.3.63 10273

---

### cannot change TOAST relation "@1@"

[Description]

An error occurred during execution of the application or command.

[System Processing]

Processing will be aborted.

[Action]

Check the message text and confirm that the application is written correctly and the command is being used correctly.

## 2.3.64 10274

---

### cannot insert into view "@1@"

[Description]

An error occurred during execution of the application or command.

[System Processing]

Processing will be aborted.

[Action]

Check the message text and confirm that the application is written correctly and the command is being used correctly.

---

### 2.3.65 10275

---

**cannot update view "@1@"**

[Description]

An error occurred during execution of the application or command.

[System Processing]

Processing will be aborted.

[Action]

Check the message text and confirm that the application is written correctly and the command is being used correctly.

---

### 2.3.66 10276

---

**cannot copy from view "@1@"**

[Description]

An error occurred during execution of the application or command.

[System Processing]

Processing will be aborted.

[Action]

Check the message text and confirm that the application is written correctly and the command is being used correctly.

---

### 2.3.67 10278

---

**cannot change relation "@1@"**

[Description]

An error occurred during execution of the application or command.

[System Processing]

Processing will be aborted.

[Action]

Check the message text and confirm that the application is written correctly and the command is being used correctly.

---

### 2.3.68 10279

---

**cannot lock rows in sequence "@1@"**

[Description]

An error occurred during execution of the application or command.

[System Processing]

Processing will be aborted.

[Action]

Check the message text and confirm that the application is written correctly and the command is being used correctly.

## 2.3.69 10280

---

### cannot lock rows in TOAST relation "@1@"

[Description]

An error occurred during execution of the application or command.

[System Processing]

Processing will be aborted.

[Action]

Check the message text and confirm that the application is written correctly and the command is being used correctly.

## 2.3.70 10281

---

### cannot lock rows in view "@1@"

[Description]

An error occurred during execution of the application or command.

[System Processing]

Processing will be aborted.

[Action]

Check the message text and confirm that the application is written correctly and the command is being used correctly.

## 2.3.71 10282

---

### cannot lock rows in foreign table "@1@"

[Description]

An error occurred during execution of the application or command.

[System Processing]

Processing will be aborted.

[Action]

Check the message text and confirm that the application is written correctly and the command is being used correctly.

## 2.3.72 10283

---

### cannot lock rows in relation "@1@"

[Description]

An error occurred during execution of the application or command.

[System Processing]

Processing will be aborted.

[Action]

Check the message text and confirm that the application is written correctly and the command is being used correctly.

### 2.3.73 10284

---

#### null value in column "@1@" of relation "@2@" violates not-null constraint

[Description]

An error occurred during execution of the application or command.

[System Processing]

Processing will be aborted.

[Action]

Check the message text and confirm that the application is written correctly and the command is being used correctly.

### 2.3.74 10285

---

#### new row for relation "@1@" violates check constraint "@2@"

[Description]

An error occurred during execution of the application or command.

[System Processing]

Processing will be aborted.

[Action]

Check the message text and confirm that the application is written correctly and the command is being used correctly.

### 2.3.75 10286

---

#### could not serialize access due to concurrent update

[Description]

An error occurred during execution of the application or command.

[System Processing]

Processing will be aborted.

[Action]

Check the message text and confirm that the application is written correctly and the command is being used correctly.

### 2.3.76 10287

---

#### ON COMMIT can only be used on temporary tables

[Description]

An error occurred during execution of the application or command.

[System Processing]

Processing will be aborted.

[Action]

Check the message text and confirm that the application is written correctly and the command is being used correctly.

### 2.3.77 10288

---

---

### cannot create temporary table within security-restricted operation

[Description]

An error occurred during execution of the application or command.

[System Processing]

Processing will be aborted.

[Action]

Check the message text and confirm that the application is written correctly and the command is being used correctly.

---

## 2.3.78 10289

---

### could not rewind hash-join temporary file

[Description]

An error occurred during I/O processing in the database server.

[System Processing]

Processing will be aborted.

[Action]

To investigate the cause of the occurrence from the message, and remove cause.

---

## 2.3.79 10291

---

### could not read from hash-join temporary file: read only @1@ of @2@ bytes

[Description]

An error occurred during I/O processing in the database server.

[System Processing]

Processing will be aborted.

[Action]

To investigate the cause of the occurrence from the message, and remove cause.

---

## 2.3.80 10292

---

### relation "@1@" does not exist

[Description]

An error occurred during execution of the application or command.

[System Processing]

Processing will be aborted.

[Action]

Check the message text and confirm that the application is written correctly and the command is being used correctly.

---

## 2.3.81 10293

---

### cursor "@1@" is not a SELECT query

[Description]

An error occurred during execution of the application or command.

[System Processing]

Processing will be aborted.

[Action]

Check the message text and confirm that the application is written correctly and the command is being used correctly.

---

## 2.3.82 10294

---

### cursor "@1@" is held from a previous transaction

[Description]

An error occurred during execution of the application or command.

[System Processing]

Processing will be aborted.

[Action]

Check the message text and confirm that the application is written correctly and the command is being used correctly.

---

## 2.3.83 10295

---

### cursor "@1@" has multiple FOR UPDATE/SHARE references to table "@2@"

[Description]

An error occurred during execution of the application or command.

[System Processing]

Processing will be aborted.

[Action]

Check the message text and confirm that the application is written correctly and the command is being used correctly.

---

## 2.3.84 10296

---

### cursor "@1@" does not have a FOR UPDATE/SHARE reference to table "@2@"

[Description]

An error occurred during execution of the application or command.

[System Processing]

Processing will be aborted.

[Action]

Check the message text and confirm that the application is written correctly and the command is being used correctly.

---

## 2.3.85 10297

---

### cursor "@1@" is not positioned on a row

[Description]

An error occurred during execution of the application or command.

[System Processing]

Processing will be aborted.

[Action]

Check the message text and confirm that the application is written correctly and the command is being used correctly.

---

## 2.3.86 10298

---

**cursor "@1@" is not a simply updatable scan of table "@2@"**

[Description]

An error occurred during execution of the application or command.

[System Processing]

Processing will be aborted.

[Action]

Check the message text and confirm that the application is written correctly and the command is being used correctly.

---

## 2.3.87 10299

---

**type of parameter @1@ (@2@) does not match that when preparing the plan (@3@)**

[Description]

An error occurred during execution of the application or command.

[System Processing]

Processing will be aborted.

[Action]

Check the message text and confirm that the application is written correctly and the command is being used correctly.

---

## 2.4 Message Numbers Beginning with 10300

---

---

### 2.4.1 10300

---

**no value found for parameter @1@**

[Description]

An error occurred during execution of the application or command.

[System Processing]

Processing will be aborted.

[Action]

Check the message text and confirm that the application is written correctly and the command is being used correctly.

---

### 2.4.2 10301

---

**more than one row returned by a subquery used as an expression**

[Description]

An error occurred during execution of the application or command.

[System Processing]

Processing will be aborted.

[Action]

Check the message text and confirm that the application is written correctly and the command is being used correctly.

---

### 2.4.3 10302

---

#### frame starting offset must not be null

[Description]

An error occurred during execution of the application or command.

[System Processing]

Processing will be aborted.

[Action]

Check the message text and confirm that the application is written correctly and the command is being used correctly.

---

### 2.4.4 10303

---

#### frame starting offset must not be negative

[Description]

An error occurred during execution of the application or command.

[System Processing]

Processing will be aborted.

[Action]

Check the message text and confirm that the application is written correctly and the command is being used correctly.

---

### 2.4.5 10304

---

#### frame ending offset must not be null

[Description]

An error occurred during execution of the application or command.

[System Processing]

Processing will be aborted.

[Action]

Check the message text and confirm that the application is written correctly and the command is being used correctly.

---

### 2.4.6 10305

---

#### frame ending offset must not be negative

[Description]

An error occurred during execution of the application or command.

[System Processing]

Processing will be aborted.



[Action]

Check the message text and confirm that the application is written correctly and the command is being used correctly.

## 2.4.7 10306

---

### transaction left non-empty SPI stack

[Description]

The application or command terminated normally, but a warning was output.

[System Processing]

Processing will continue.

[Action]

Check the message text and confirm that the issue does not affect the expected outcome.

## 2.4.8 10307

---

### subtransaction left non-empty SPI stack

[Description]

The application or command terminated normally, but a warning was output.

[System Processing]

Processing will continue.

[Action]

Check the message text and confirm that the issue does not affect the expected outcome.

## 2.4.9 10308

---

### cannot open multi-query plan as cursor

[Description]

An error occurred during execution of the application or command.

[System Processing]

Processing will be aborted.

[Action]

Check the message text and confirm that the application is written correctly and the command is being used correctly.

## 2.4.10 10309

---

### cannot open @1@ query as cursor

[Description]

An error occurred during execution of the application or command.

[System Processing]

Processing will be aborted.

[Action]

Check the message text and confirm that the application is written correctly and the command is being used correctly.

## 2.4.11 10310

---

### DECLARE SCROLL CURSOR ... FOR UPDATE/SHARE is not supported

[Description]

An error occurred during execution of the application or command.

[System Processing]

Processing will be aborted.

[Action]

Check the message text and confirm that the application is written correctly and the command is being used correctly.

## 2.4.12 10311

---

### number of array dimensions (@1@) exceeds the maximum allowed (@2@)

[Description]

An error occurred during execution of the application or command.

[System Processing]

Processing will be aborted.

[Action]

Check the message text and confirm that the application is written correctly and the command is being used correctly.

## 2.4.13 10312

---

### array subscript in assignment must not be null

[Description]

An error occurred during execution of the application or command.

[System Processing]

Processing will be aborted.

[Action]

Check the message text and confirm that the application is written correctly and the command is being used correctly.

## 2.4.14 10313

---

### attribute @1@ has wrong type

[Description]

An error occurred during execution of the application or command.

[System Processing]

Processing will be aborted.

[Action]

Check the message text and confirm that the application is written correctly and the command is being used correctly.

## 2.4.15 10314

---

---

### table row type and query-specified row type do not match

[Description]

An error occurred during execution of the application or command.

[System Processing]

Processing will be aborted.

[Action]

Check the message text and confirm that the application is written correctly and the command is being used correctly.

---

## 2.4.16 10315

---

### cannot pass more than @1@ argument to a function cannot pass more than @2@ arguments to a function

[Description]

An error occurred during execution of the application or command.

[System Processing]

Processing will be aborted.

[Action]

Check the message text and confirm that the application is written correctly and the command is being used correctly.

---

## 2.4.17 10317

---

### function returning setof record called in context that cannot accept type record

[Description]

An error occurred during execution of the application or command.

[System Processing]

Processing will be aborted.

[Action]

Check the message text and confirm that the application is written correctly and the command is being used correctly.

---

## 2.4.18 10318

---

### function return row and query-specified return row do not match

[Description]

An error occurred during execution of the application or command.

[System Processing]

Processing will be aborted.

[Action]

Check the message text and confirm that the application is written correctly and the command is being used correctly.

---

## 2.4.19 10319

---

### table-function protocol for materialize mode was not followed

[Description]

An error occurred during execution of the application or command.

[System Processing]

Processing will be aborted.

[Action]

Check the message text and confirm that the application is written correctly and the command is being used correctly.

## 2.4.20 10320

---

### unrecognized table-function returnMode: @1@

[Description]

An error occurred during execution of the application or command.

[System Processing]

Processing will be aborted.

[Action]

Check the message text and confirm that the application is written correctly and the command is being used correctly.

## 2.4.21 10322

---

### rows returned by function are not all of the same row type

[Description]

An error occurred during execution of the application or command.

[System Processing]

Processing will be aborted.

[Action]

Check the message text and confirm that the application is written correctly and the command is being used correctly.

## 2.4.22 10325

---

### cannot merge incompatible arrays

[Description]

An error occurred during execution of the application or command.

[System Processing]

Processing will be aborted.

[Action]

Check the message text and confirm that the application is written correctly and the command is being used correctly.

## 2.4.23 10326

---

### multidimensional arrays must have array expressions with matching dimensions

[Description]

An error occurred during execution of the application or command.

[System Processing]

Processing will be aborted.

[Action]

Check the message text and confirm that the application is written correctly and the command is being used correctly.

---

## 2.4.24 10328

---

**domain @1@ does not allow null values**

[Description]

An error occurred during execution of the application or command.

[System Processing]

Processing will be aborted.

[Action]

Check the message text and confirm that the application is written correctly and the command is being used correctly.

---

## 2.4.25 10329

---

**value for domain @1@ violates check constraint "@2@"**

[Description]

An error occurred during execution of the application or command.

[System Processing]

Processing will be aborted.

[Action]

Check the message text and confirm that the application is written correctly and the command is being used correctly.

---

## 2.4.26 10330

---

**aggregate function calls cannot be nested**

[Description]

An error occurred during execution of the application or command.

[System Processing]

Processing will be aborted.

[Action]

Check the message text and confirm that the application is written correctly and the command is being used correctly.

---

## 2.4.27 10331

---

**window function calls cannot be nested**

[Description]

An error occurred during execution of the application or command.

[System Processing]

Processing will be aborted.

[Action]

Check the message text and confirm that the application is written correctly and the command is being used correctly.

## 2.4.28 10332

---

**target type is not an array**

[Description]

An error occurred during execution of the application or command.

[System Processing]

Processing will be aborted.

[Action]

Check the message text and confirm that the application is written correctly and the command is being used correctly.

## 2.4.29 10333

---

**ROW() column has type @1@ instead of type @2@**

[Description]

An error occurred during execution of the application or command.

[System Processing]

Processing will be aborted.

[Action]

Check the message text and confirm that the application is written correctly and the command is being used correctly.

## 2.4.30 10334

---

**could not identify a comparison function for type @1@**

[Description]

An error occurred during execution of the application or command.

[System Processing]

Processing will be aborted.

[Action]

Check the message text and confirm that the application is written correctly and the command is being used correctly.

## 2.4.31 10335

---

**OFFSET must not be negative**

[Description]

An error occurred during execution of the application or command.

[System Processing]

Processing will be aborted.

[Action]

Check the message text and confirm that the application is written correctly and the command is being used correctly.

## 2.4.32 10336

---

### LIMIT must not be negative

[Description]

An error occurred during execution of the application or command.

[System Processing]

Processing will be aborted.

[Action]

Check the message text and confirm that the application is written correctly and the command is being used correctly.

## 2.4.33 10337

---

### @1@

[Description]

An error occurred during execution of the application or command.

[System Processing]

Processing will be aborted.

[Action]

Check the message text and confirm that the application is written correctly and the command is being used correctly.

## 2.4.34 10338

---

### could not find array type for data type @1@

[Description]

An error occurred during execution of the application or command.

[System Processing]

Processing will be aborted.

[Action]

Check the message text and confirm that the application is written correctly and the command is being used correctly.

## 2.4.35 10339

---

### cannot assign to system column "@1@"

[Description]

An error occurred during execution of the application or command.

[System Processing]

Processing will be aborted.

[Action]

Check the message text and confirm that the application is written correctly and the command is being used correctly.

## 2.4.36 10340

---

---

### cannot set an array element to DEFAULT

[Description]

An error occurred during execution of the application or command.

[System Processing]

Processing will be aborted.

[Action]

Check the message text and confirm that the application is written correctly and the command is being used correctly.

---

## 2.4.37 10341

---

### cannot set a subfield to DEFAULT

[Description]

An error occurred during execution of the application or command.

[System Processing]

Processing will be aborted.

[Action]

Check the message text and confirm that the application is written correctly and the command is being used correctly.

---

## 2.4.38 10342

---

### column "@1@" is of type @2@ but default expression is of type @3@

[Description]

An error occurred during execution of the application or command.

[System Processing]

Processing will be aborted.

[Action]

Check the message text and confirm that the application is written correctly and the command is being used correctly.

---

## 2.4.39 10343

---

### row expansion via "\*" is not supported here

[Description]

An error occurred during execution of the application or command.

[System Processing]

Processing will be aborted.

[Action]

Check the message text and confirm that the application is written correctly and the command is being used correctly.

---

## 2.4.40 10344

---

### cannot assign to field "@1@" of column "@2@" because its type @3@ is not a composite type



[Description]

An error occurred during execution of the application or command.

[System Processing]

Processing will be aborted.

[Action]

Check the message text and confirm that the application is written correctly and the command is being used correctly.

## 2.4.41 10345

---

**cannot assign to field "@1@" of column "@2@" because there is no such column in data type @3@**

[Description]

An error occurred during execution of the application or command.

[System Processing]

Processing will be aborted.

[Action]

Check the message text and confirm that the application is written correctly and the command is being used correctly.

## 2.4.42 10346

---

**array assignment requires type @1@ but expression is of type @2@**

[Description]

An error occurred during execution of the application or command.

[System Processing]

Processing will be aborted.

[Action]

Check the message text and confirm that the application is written correctly and the command is being used correctly.

## 2.4.43 10347

---

**column "@1@" is of type @2@ but expression is of type @3@**

[Description]

An error occurred during execution of the application or command.

[System Processing]

Processing will be aborted.

[Action]

Check the message text and confirm that the application is written correctly and the command is being used correctly.

## 2.4.44 10348

---

**cannot cast type @1@ to @2@**

[Description]

An error occurred during execution of the application or command.

[System Processing]

Processing will be aborted.

[Action]

Check the message text and confirm that the application is written correctly and the command is being used correctly.

---

## 2.4.45 10349

---

**column "@1@" of relation "@2@" does not exist**

[Description]

An error occurred during execution of the application or command.

[System Processing]

Processing will be aborted.

[Action]

Check the message text and confirm that the application is written correctly and the command is being used correctly.

---

## 2.4.46 10350

---

**column name "@1@" specified more than once**

[Description]

An error occurred during execution of the application or command.

[System Processing]

Processing will be aborted.

[Action]

Check the message text and confirm that the application is written correctly and the command is being used correctly.

---

## 2.4.47 10351

---

**column reference "@1@" is ambiguous**

[Description]

An error occurred during execution of the application or command.

[System Processing]

Processing will be aborted.

[Action]

Check the message text and confirm that the application is written correctly and the command is being used correctly.

---

## 2.4.48 10352

---

**cross-database references are not implemented: "@1@.@2@.@3@"**

[Description]

An error occurred during execution of the application or command.

[System Processing]

Processing will be aborted.

[Action]

Check the message text and confirm that the application is written correctly and the command is being used correctly.

## 2.4.49 10353

---

**improper qualified name (too many dotted names): @1@**

[Description]

An error occurred during execution of the application or command.

[System Processing]

Processing will be aborted.

[Action]

Check the message text and confirm that the application is written correctly and the command is being used correctly.

## 2.4.50 10354

---

**SELECT \* with no tables specified is not valid**

[Description]

An error occurred during execution of the application or command.

[System Processing]

Processing will be aborted.

[Action]

Check the message text and confirm that the application is written correctly and the command is being used correctly.

## 2.4.51 10355

---

**there is no parameter \$@1@**

[Description]

An error occurred during execution of the application or command.

[System Processing]

Processing will be aborted.

[Action]

Check the message text and confirm that the application is written correctly and the command is being used correctly.

## 2.4.52 10356

---

**inconsistent types deduced for parameter \$@1@**

[Description]

An error occurred during execution of the application or command.

[System Processing]

Processing will be aborted.

[Action]

Check the message text and confirm that the application is written correctly and the command is being used correctly.

## 2.4.53 10357

---

### could not determine data type of parameter \$@1@

[Description]

An error occurred during execution of the application or command.

[System Processing]

Processing will be aborted.

[Action]

Check the message text and confirm that the application is written correctly and the command is being used correctly.

## 2.4.54 10358

---

### identifier "@1@" will be truncated to "@2@"

[Description]

The application or command terminated normally, but a warning was output.

[System Processing]

Processing will continue.

[Action]

Check the message text and confirm that the issue does not affect the expected outcome.

## 2.4.55 10363

---

### aggregate functions are not allowed in DEFAULT expressions

[Description]

An error occurred during execution of the application or command.

[System Processing]

Processing will be aborted.

[Action]

Check the message text and confirm that the application is written correctly and the command is being used correctly.

## 2.4.56 10365

---

### column name "@1@" appears more than once in USING clause

[Description]

An error occurred during execution of the application or command.

[System Processing]

Processing will be aborted.

[Action]

Check the message text and confirm that the application is written correctly and the command is being used correctly.

## 2.4.57 10366

---

---

### common column name "@1@" appears more than once in left table

[Description]

An error occurred during execution of the application or command.

[System Processing]

Processing will be aborted.

[Action]

Check the message text and confirm that the application is written correctly and the command is being used correctly.

---

## 2.4.58 10367

---

### column "@1@" specified in USING clause does not exist in left table

[Description]

An error occurred during execution of the application or command.

[System Processing]

Processing will be aborted.

[Action]

Check the message text and confirm that the application is written correctly and the command is being used correctly.

---

## 2.4.59 10368

---

### common column name "@1@" appears more than once in right table

[Description]

An error occurred during execution of the application or command.

[System Processing]

Processing will be aborted.

[Action]

Check the message text and confirm that the application is written correctly and the command is being used correctly.

---

## 2.4.60 10369

---

### column "@1@" specified in USING clause does not exist in right table

[Description]

An error occurred during execution of the application or command.

[System Processing]

Processing will be aborted.

[Action]

Check the message text and confirm that the application is written correctly and the command is being used correctly.

---

## 2.4.61 10370

---

### column alias list for "@1@" has too many entries

[Description]

An error occurred during execution of the application or command.

[System Processing]

Processing will be aborted.

[Action]

Check the message text and confirm that the application is written correctly and the command is being used correctly.

## 2.4.62 10371

---

### argument of @1@ must not contain variables

[Description]

An error occurred during execution of the application or command.

[System Processing]

Processing will be aborted.

[Action]

Check the message text and confirm that the application is written correctly and the command is being used correctly.

## 2.4.63 10372

---

### aggregate functions are not allowed in @1@

[Description]

An error occurred during execution of the application or command.

[System Processing]

Processing will be aborted.

[Action]

Check the message text and confirm that the application is written correctly and the command is being used correctly.

## 2.4.64 10374

---

### @1@ "@2@" is ambiguous

[Description]

An error occurred during execution of the application or command.

[System Processing]

Processing will be aborted.

[Action]

Check the message text and confirm that the application is written correctly and the command is being used correctly.

## 2.4.65 10375

---

### non-integer constant in @1@

[Description]

An error occurred during execution of the application or command.

[System Processing]

Processing will be aborted.

[Action]

Check the message text and confirm that the application is written correctly and the command is being used correctly.

## 2.4.66 10376

---

**@1@ position @2@ is not in select list**

[Description]

An error occurred during execution of the application or command.

[System Processing]

Processing will be aborted.

[Action]

Check the message text and confirm that the application is written correctly and the command is being used correctly.

## 2.4.67 10377

---

**window "@1@" is already defined**

[Description]

An error occurred during execution of the application or command.

[System Processing]

Processing will be aborted.

[Action]

Check the message text and confirm that the application is written correctly and the command is being used correctly.

## 2.4.68 10378

---

**schema "@1@" does not exist**

[Description]

An error occurred during execution of the application or command.

[System Processing]

Processing will be aborted.

[Action]

Check the message text and confirm that the application is written correctly and the command is being used correctly.

## 2.4.69 10379

---

**cannot override PARTITION BY clause of window "@1@"**

[Description]

An error occurred during execution of the application or command.

[System Processing]

Processing will be aborted.

[Action]

Check the message text and confirm that the application is written correctly and the command is being used correctly.

## 2.4.70 10380

---

**cannot override ORDER BY clause of window "@1@"**

[Description]

An error occurred during execution of the application or command.

[System Processing]

Processing will be aborted.

[Action]

Check the message text and confirm that the application is written correctly and the command is being used correctly.

## 2.4.71 10382

---

**in an aggregate with DISTINCT, ORDER BY expressions must appear in argument list**

[Description]

An error occurred during execution of the application or command.

[System Processing]

Processing will be aborted.

[Action]

Check the message text and confirm that the application is written correctly and the command is being used correctly.

## 2.4.72 10383

---

**for SELECT DISTINCT, ORDER BY expressions must appear in select list**

[Description]

An error occurred during execution of the application or command.

[System Processing]

Processing will be aborted.

[Action]

Check the message text and confirm that the application is written correctly and the command is being used correctly.

## 2.4.73 10384

---

**SELECT DISTINCT ON expressions must match initial ORDER BY expressions**

[Description]

An error occurred during execution of the application or command.

[System Processing]

Processing will be aborted.

[Action]

Check the message text and confirm that the application is written correctly and the command is being used correctly.



## 2.4.74 10385

---

### **"@1@" is not a valid operator name**

[Description]

An error occurred during execution of the application or command.

[System Processing]

Processing will be aborted.

[Action]

Check the message text and confirm that the application is written correctly and the command is being used correctly.

## 2.4.75 10386

---

### **extension "@1@" already exists, skipping**

[Description]

The application or command terminated normally, but a warning was output.

[System Processing]

Processing will continue.

[Action]

Check the message text and confirm that the issue does not affect the expected outcome.

## 2.4.76 10387

---

### **array of serial is not implemented**

[Description]

An error occurred during execution of the application or command.

[System Processing]

Processing will be aborted.

[Action]

Check the message text and confirm that the application is written correctly and the command is being used correctly.

## 2.4.77 10388

---

### **@1@ will create implicit sequence "@2@" for serial column "@3@.@4@"**

[Description]

Terminated normally.

[System Processing]

Continues processing.

[Action]

No action required.

## 2.4.78 10389

---

---

### conflicting NULL/NOT NULL declarations for column "@1@" of table "@2@"

[Description]

An error occurred during execution of the application or command.

[System Processing]

Processing will be aborted.

[Action]

Check the message text and confirm that the application is written correctly and the command is being used correctly.

---

## 2.4.79 10390

---

### multiple default values specified for column "@1@" of table "@2@"

[Description]

An error occurred during execution of the application or command.

[System Processing]

Processing will be aborted.

[Action]

Check the message text and confirm that the application is written correctly and the command is being used correctly.

---

## 2.4.80 10391

---

### referenced relation "@1@" is not a table

[Description]

An error occurred during execution of the application or command.

[System Processing]

Processing will be aborted.

[Action]

Check the message text and confirm that the application is written correctly and the command is being used correctly.

---

## 2.4.81 10392

---

### multiple primary keys for table "@1@" are not allowed

[Description]

An error occurred during execution of the application or command.

[System Processing]

Processing will be aborted.

[Action]

Check the message text and confirm that the application is written correctly and the command is being used correctly.

---

## 2.4.82 10393

---

### cannot use an existing index in CREATE TABLE

[Description]

An error occurred during execution of the application or command.

[System Processing]

Processing will be aborted.

[Action]

Check the message text and confirm that the application is written correctly and the command is being used correctly.

## 2.4.83 10394

---

### conversion "@1@" does not exist

[Description]

An error occurred during execution of the application or command.

[System Processing]

Processing will be aborted.

[Action]

Check the message text and confirm that the application is written correctly and the command is being used correctly.

## 2.4.84 10395

---

### index "@1@" is already associated with a constraint

[Description]

An error occurred during execution of the application or command.

[System Processing]

Processing will be aborted.

[Action]

Check the message text and confirm that the application is written correctly and the command is being used correctly.

## 2.4.85 10396

---

### index "@1@" does not belong to table "@2@"

[Description]

An error occurred during execution of the application or command.

[System Processing]

Processing will be aborted.

[Action]

Check the message text and confirm that the application is written correctly and the command is being used correctly.

## 2.4.86 10397

---

### index "@1@" is not valid

[Description]

An error occurred during execution of the application or command.

[System Processing]

Processing will be aborted.

[Action]

Check the message text and confirm that the application is written correctly and the command is being used correctly.

---

## 2.4.87 10399

---

**"@1@" is not a unique index**

[Description]

An error occurred during execution of the application or command.

[System Processing]

Processing will be aborted.

[Action]

Check the message text and confirm that the application is written correctly and the command is being used correctly.

---

## 2.5 Message Numbers Beginning with 10400

---

### 2.5.1 10400

---

**index "@1@" contains expressions**

[Description]

An error occurred during execution of the application or command.

[System Processing]

Processing will be aborted.

[Action]

Check the message text and confirm that the application is written correctly and the command is being used correctly.

---

### 2.5.2 10401

---

**"@1@" is a partial index**

[Description]

An error occurred during execution of the application or command.

[System Processing]

Processing will be aborted.

[Action]

Check the message text and confirm that the application is written correctly and the command is being used correctly.

---

### 2.5.3 10402

---

**"@1@" is a deferrable index**

[Description]

An error occurred during execution of the application or command.

[System Processing]

Processing will be aborted.

[Action]

Check the message text and confirm that the application is written correctly and the command is being used correctly.

---

## 2.5.4 10403

---

**index "@1@" column number @2@ does not have default sorting behavior**

[Description]

An error occurred during execution of the application or command.

[System Processing]

Processing will be aborted.

[Action]

Check the message text and confirm that the application is written correctly and the command is being used correctly.

---

## 2.5.5 10404

---

**column "@1@" named in key does not exist**

[Description]

An error occurred during execution of the application or command.

[System Processing]

Processing will be aborted.

[Action]

Check the message text and confirm that the application is written correctly and the command is being used correctly.

---

## 2.5.6 10405

---

**column "@1@" appears twice in primary key constraint**

[Description]

An error occurred during execution of the application or command.

[System Processing]

Processing will be aborted.

[Action]

Check the message text and confirm that the application is written correctly and the command is being used correctly.

---

## 2.5.7 10406

---

**column "@1@" appears twice in unique constraint**

[Description]

An error occurred during execution of the application or command.

[System Processing]

Processing will be aborted.

[Action]

Check the message text and confirm that the application is written correctly and the command is being used correctly.

## 2.5.8 10408

---

### index expressions and predicates can refer only to the table being indexed

[Description]

An error occurred during execution of the application or command.

[System Processing]

Processing will be aborted.

[Action]

Check the message text and confirm that the application is written correctly and the command is being used correctly.

## 2.5.9 10409

---

### rule WHERE condition cannot contain references to other relations

[Description]

An error occurred during execution of the application or command.

[System Processing]

Processing will be aborted.

[Action]

Check the message text and confirm that the application is written correctly and the command is being used correctly.

## 2.5.10 10412

---

### rules with WHERE conditions can only have SELECT, INSERT, UPDATE, or DELETE actions

[Description]

An error occurred during execution of the application or command.

[System Processing]

Processing will be aborted.

[Action]

Check the message text and confirm that the application is written correctly and the command is being used correctly.

## 2.5.11 10413

---

### conditional UNION/INTERSECT/EXCEPT statements are not implemented

[Description]

An error occurred during execution of the application or command.

[System Processing]

Processing will be aborted.

[Action]

Check the message text and confirm that the application is written correctly and the command is being used correctly.

## 2.5.12 10414

---

### ON SELECT rule cannot use OLD

[Description]

An error occurred during execution of the application or command.

[System Processing]

Processing will be aborted.

[Action]

Check the message text and confirm that the application is written correctly and the command is being used correctly.

## 2.5.13 10415

---

### ON SELECT rule cannot use NEW

[Description]

An error occurred during execution of the application or command.

[System Processing]

Processing will be aborted.

[Action]

Check the message text and confirm that the application is written correctly and the command is being used correctly.

## 2.5.14 10416

---

### ON INSERT rule cannot use OLD

[Description]

An error occurred during execution of the application or command.

[System Processing]

Processing will be aborted.

[Action]

Check the message text and confirm that the application is written correctly and the command is being used correctly.

## 2.5.15 10417

---

### ON DELETE rule cannot use NEW

[Description]

An error occurred during execution of the application or command.

[System Processing]

Processing will be aborted.

[Action]

Check the message text and confirm that the application is written correctly and the command is being used correctly.

## 2.5.16 10418

---

---

### cannot refer to OLD within WITH query

[Description]

An error occurred during execution of the application or command.

[System Processing]

Processing will be aborted.

[Action]

Check the message text and confirm that the application is written correctly and the command is being used correctly.

---

## 2.5.17 10419

---

### cannot refer to NEW within WITH query

[Description]

An error occurred during execution of the application or command.

[System Processing]

Processing will be aborted.

[Action]

Check the message text and confirm that the application is written correctly and the command is being used correctly.

---

## 2.5.18 10420

---

### misplaced DEFERRABLE clause

[Description]

An error occurred during execution of the application or command.

[System Processing]

Processing will be aborted.

[Action]

Check the message text and confirm that the application is written correctly and the command is being used correctly.

---

## 2.5.19 10421

---

### multiple DEFERRABLE/NOT DEFERRABLE clauses not allowed

[Description]

An error occurred during execution of the application or command.

[System Processing]

Processing will be aborted.

[Action]

Check the message text and confirm that the application is written correctly and the command is being used correctly.

---

## 2.5.20 10422

---

### misplaced NOT DEFERRABLE clause



[Description]

An error occurred during execution of the application or command.

[System Processing]

Processing will be aborted.

[Action]

Check the message text and confirm that the application is written correctly and the command is being used correctly.

## 2.5.21 10423

---

### **constraint declared INITIALLY DEFERRED must be DEFERRABLE**

[Description]

An error occurred during execution of the application or command.

[System Processing]

Processing will be aborted.

[Action]

Check the message text and confirm that the application is written correctly and the command is being used correctly.

## 2.5.22 10424

---

### **misplaced INITIALLY DEFERRED clause**

[Description]

An error occurred during execution of the application or command.

[System Processing]

Processing will be aborted.

[Action]

Check the message text and confirm that the application is written correctly and the command is being used correctly.

## 2.5.23 10425

---

### **multiple INITIALLY IMMEDIATE/DEFERRED clauses not allowed**

[Description]

An error occurred during execution of the application or command.

[System Processing]

Processing will be aborted.

[Action]

Check the message text and confirm that the application is written correctly and the command is being used correctly.

## 2.5.24 10426

---

### **misplaced INITIALLY IMMEDIATE clause**

[Description]

An error occurred during execution of the application or command.

[System Processing]

Processing will be aborted.

[Action]

Check the message text and confirm that the application is written correctly and the command is being used correctly.

---

## 2.5.25 10427

---

**collations are not supported by type @1@**

[Description]

An error occurred during execution of the application or command.

[System Processing]

Processing will be aborted.

[Action]

Check the message text and confirm that the application is written correctly and the command is being used correctly.

---

## 2.5.26 10428

---

**CREATE specifies a schema (@1@) different from the one being created (@2@)**

[Description]

An error occurred during execution of the application or command.

[System Processing]

Processing will be aborted.

[Action]

Check the message text and confirm that the application is written correctly and the command is being used correctly.

---

## 2.5.27 10429

---

**table reference "@1@" is ambiguous**

[Description]

An error occurred during execution of the application or command.

[System Processing]

Processing will be aborted.

[Action]

Check the message text and confirm that the application is written correctly and the command is being used correctly.

---

## 2.5.28 10430

---

**table reference @1@ is ambiguous**

[Description]

An error occurred during execution of the application or command.

[System Processing]

Processing will be aborted.

[Action]

Check the message text and confirm that the application is written correctly and the command is being used correctly.

## 2.5.29 10431

---

**table name "@1@" specified more than once**

[Description]

An error occurred during execution of the application or command.

[System Processing]

Processing will be aborted.

[Action]

Check the message text and confirm that the application is written correctly and the command is being used correctly.

## 2.5.30 10432

---

**WITH query "@1@" has @2@ columns available but @3@ columns specified**

[Description]

An error occurred during execution of the application or command.

[System Processing]

Processing will be aborted.

[Action]

Check the message text and confirm that the application is written correctly and the command is being used correctly.

## 2.5.31 10434

---

**relation "@1@.@2@" does not exist**

[Description]

An error occurred during execution of the application or command.

[System Processing]

Processing will be aborted.

[Action]

Check the message text and confirm that the application is written correctly and the command is being used correctly.

## 2.5.32 10435

---

**type "@1@" does not exist**

[Description]

An error occurred during execution of the application or command.

[System Processing]

Processing will be aborted.

[Action]

Check the message text and confirm that the application is written correctly and the command is being used correctly.

### 2.5.33 10436

---

#### a column definition list is only allowed for functions returning "record"

[Description]

An error occurred during execution of the application or command.

[System Processing]

Processing will be aborted.

[Action]

Check the message text and confirm that the application is written correctly and the command is being used correctly.

### 2.5.34 10437

---

#### a column definition list is required for functions returning "record"

[Description]

An error occurred during execution of the application or command.

[System Processing]

Processing will be aborted.

[Action]

Check the message text and confirm that the application is written correctly and the command is being used correctly.

### 2.5.35 10438

---

#### function "@1@" in FROM has unsupported return type @2@

[Description]

An error occurred during execution of the application or command.

[System Processing]

Processing will be aborted.

[Action]

Check the message text and confirm that the application is written correctly and the command is being used correctly.

### 2.5.36 10439

---

#### VALUES lists "@1@" have @2@ columns available but @3@ columns specified

[Description]

An error occurred during execution of the application or command.

[System Processing]

Processing will be aborted.

[Action]

Check the message text and confirm that the application is written correctly and the command is being used correctly.

### 2.5.37 10440

---

---

### tables can have at most @1@ columns

[Description]

An error occurred during execution of the application or command.

[System Processing]

Processing will be aborted.

[Action]

Check the message text and confirm that the application is written correctly and the command is being used correctly.

---

## 2.5.38 10441

---

### WITH query "@1@" does not have a RETURNING clause

[Description]

An error occurred during execution of the application or command.

[System Processing]

Processing will be aborted.

[Action]

Check the message text and confirm that the application is written correctly and the command is being used correctly.

---

## 2.5.39 10442

---

### column @1@ of relation "@2@" does not exist

[Description]

An error occurred during execution of the application or command.

[System Processing]

Processing will be aborted.

[Action]

Check the message text and confirm that the application is written correctly and the command is being used correctly.

---

## 2.5.40 10443

---

### invalid reference to FROM-clause entry for table "@1@"

[Description]

An error occurred during execution of the application or command.

[System Processing]

Processing will be aborted.

[Action]

Check the message text and confirm that the application is written correctly and the command is being used correctly.

---

## 2.5.41 10444

---

### missing FROM-clause entry for table "@1@"

[Description]

An error occurred during execution of the application or command.

[System Processing]

Processing will be aborted.

[Action]

Check the message text and confirm that the application is written correctly and the command is being used correctly.

## 2.5.42 10445

---

### unrecognized role option "@1@"

[Description]

An error occurred during execution of the application or command.

[System Processing]

Processing will be aborted.

[Action]

Check the message text and confirm that the application is written correctly and the command is being used correctly.

## 2.5.43 10446

---

### current database cannot be renamed

[Description]

An error occurred during execution of the application or command.

[System Processing]

Processing will be aborted.

[Action]

Check the message text and confirm that the application is written correctly and the command is being used correctly.

## 2.5.44 10447

---

### time zone interval must be HOUR or HOUR TO MINUTE

[Description]

An error occurred during execution of the application or command.

[System Processing]

Processing will be aborted.

[Action]

Check the message text and confirm that the application is written correctly and the command is being used correctly.

## 2.5.45 10449

---

### MATCH PARTIAL not yet implemented

[Description]

An error occurred during execution of the application or command.

[System Processing]

Processing will be aborted.

[Action]

Check the message text and confirm that the application is written correctly and the command is being used correctly.

---

## 2.5.46 10451

---

### CREATE ASSERTION is not yet implemented

[Description]

An error occurred during execution of the application or command.

[System Processing]

Processing will be aborted.

[Action]

Check the message text and confirm that the application is written correctly and the command is being used correctly.

---

## 2.5.47 10453

---

### RECHECK is no longer required

[Description]

An error occurred during execution of the application or command.

[System Processing]

Processing will be aborted.

[Action]

Check the message text and confirm that the application is written correctly and the command is being used correctly.

---

## 2.5.48 10454

---

### missing argument

[Description]

An error occurred during execution of the application or command.

[System Processing]

Processing will be aborted.

[Action]

Check the message text and confirm that the application is written correctly and the command is being used correctly.

---

## 2.5.49 10457

---

### number of columns does not match number of values

[Description]

An error occurred during execution of the application or command.

[System Processing]

Processing will be aborted.

[Action]

Check the message text and confirm that the application is written correctly and the command is being used correctly.

## 2.5.50 10458

---

### **LIMIT #,# syntax is not supported**

[Description]

An error occurred during execution of the application or command.

[System Processing]

Processing will be aborted.

[Action]

Check the message text and confirm that the application is written correctly and the command is being used correctly.

## 2.5.51 10459

---

### **VALUES in FROM must have an alias**

[Description]

An error occurred during execution of the application or command.

[System Processing]

Processing will be aborted.

[Action]

Check the message text and confirm that the application is written correctly and the command is being used correctly.

## 2.5.52 10460

---

### **subquery in FROM must have an alias**

[Description]

An unexpected error occurred.

[System Processing]

Processing will be aborted.

[Action]

Contact Fujitsu technical support.

## 2.5.53 10461

---

### **precision for type float must be at least 1 bit**

[Description]

An error occurred during execution of the application or command.

[System Processing]

Processing will be aborted.

[Action]

Check the message text and confirm that the application is written correctly and the command is being used correctly.



## 2.5.54 10462

---

### precision for type float must be less than 54 bits

[Description]

An error occurred during execution of the application or command.

[System Processing]

Processing will be aborted.

[Action]

Check the message text and confirm that the application is written correctly and the command is being used correctly.

## 2.5.55 10463

---

### UNIQUE predicate is not yet implemented

[Description]

An error occurred during execution of the application or command.

[System Processing]

Processing will be aborted.

[Action]

Check the message text and confirm that the application is written correctly and the command is being used correctly.

## 2.5.56 10464

---

### RANGE PRECEDING is only supported with UNBOUNDED

[Description]

An error occurred during execution of the application or command.

[System Processing]

Processing will be aborted.

[Action]

Check the message text and confirm that the application is written correctly and the command is being used correctly.

## 2.5.57 10465

---

### RANGE FOLLOWING is only supported with UNBOUNDED

[Description]

An error occurred during execution of the application or command.

[System Processing]

Processing will be aborted.

[Action]

Check the message text and confirm that the application is written correctly and the command is being used correctly.

## 2.5.58 10466

---

---

### frame start cannot be UNBOUNDED FOLLOWING

[Description]

An error occurred during execution of the application or command.

[System Processing]

Processing will be aborted.

[Action]

Check the message text and confirm that the application is written correctly and the command is being used correctly.

---

## 2.5.59 10467

---

### frame starting from following row cannot end with current row

[Description]

An error occurred during execution of the application or command.

[System Processing]

Processing will be aborted.

[Action]

Check the message text and confirm that the application is written correctly and the command is being used correctly.

---

## 2.5.60 10468

---

### frame end cannot be UNBOUNDED PRECEDING

[Description]

An error occurred during execution of the application or command.

[System Processing]

Processing will be aborted.

[Action]

Check the message text and confirm that the application is written correctly and the command is being used correctly.

---

## 2.5.61 10469

---

### frame starting from current row cannot have preceding rows

[Description]

An error occurred during execution of the application or command.

[System Processing]

Processing will be aborted.

[Action]

Check the message text and confirm that the application is written correctly and the command is being used correctly.

---

## 2.5.62 10470

---

### frame starting from following row cannot have preceding rows

[Description]

An error occurred during execution of the application or command.

[System Processing]

Processing will be aborted.

[Action]

Check the message text and confirm that the application is written correctly and the command is being used correctly.

---

## 2.5.63 10471

---

### type modifier cannot have parameter name

[Description]

An error occurred during execution of the application or command.

[System Processing]

Processing will be aborted.

[Action]

Check the message text and confirm that the application is written correctly and the command is being used correctly.

---

## 2.5.64 10472

---

### wrong number of parameters on left side of OVERLAPS expression

[Description]

An error occurred during execution of the application or command.

[System Processing]

Processing will be aborted.

[Action]

Check the message text and confirm that the application is written correctly and the command is being used correctly.

---

## 2.5.65 10473

---

### wrong number of parameters on right side of OVERLAPS expression

[Description]

An error occurred during execution of the application or command.

[System Processing]

Processing will be aborted.

[Action]

Check the message text and confirm that the application is written correctly and the command is being used correctly.

---

## 2.5.66 10474

---

### syntax error

[Description]

An error occurred during execution of the application or command.

[System Processing]

Processing will be aborted.

[Action]

Check the message text and confirm that the application is written correctly and the command is being used correctly.

---

## 2.5.67 10475

---

**multiple ORDER BY clauses not allowed**

[Description]

An error occurred during execution of the application or command.

[System Processing]

Processing will be aborted.

[Action]

Check the message text and confirm that the application is written correctly and the command is being used correctly.

---

## 2.5.68 10476

---

**multiple OFFSET clauses not allowed**

[Description]

An error occurred during execution of the application or command.

[System Processing]

Processing will be aborted.

[Action]

Check the message text and confirm that the application is written correctly and the command is being used correctly.

---

## 2.5.69 10477

---

**multiple LIMIT clauses not allowed**

[Description]

An error occurred during execution of the application or command.

[System Processing]

Processing will be aborted.

[Action]

Check the message text and confirm that the application is written correctly and the command is being used correctly.

---

## 2.5.70 10478

---

**multiple WITH clauses not allowed**

[Description]

An error occurred during execution of the application or command.

[System Processing]

Processing will be aborted.

[Action]

Check the message text and confirm that the application is written correctly and the command is being used correctly.

## 2.5.71 10479

---

### OUT and INOUT arguments aren't allowed in TABLE functions

[Description]

An error occurred during execution of the application or command.

[System Processing]

Processing will be aborted.

[Action]

Check the message text and confirm that the application is written correctly and the command is being used correctly.

## 2.5.72 10480

---

### multiple COLLATE clauses not allowed

[Description]

An error occurred during execution of the application or command.

[System Processing]

Processing will be aborted.

[Action]

Check the message text and confirm that the application is written correctly and the command is being used correctly.

## 2.5.73 10481

---

### operator does not exist: @1@

[Description]

An error occurred during execution of the application or command.

[System Processing]

Processing will be aborted.

[Action]

Check the message text and confirm that the application is written correctly and the command is being used correctly.

## 2.5.74 10482

---

### could not identify an ordering operator for type @1@

[Description]

An error occurred during execution of the application or command.

[System Processing]

Processing will be aborted.

[Action]

Check the message text and confirm that the application is written correctly and the command is being used correctly.

## 2.5.75 10483

---

### could not identify an equality operator for type @1@

[Description]

An error occurred during execution of the application or command.

[System Processing]

Processing will be aborted.

[Action]

Check the message text and confirm that the application is written correctly and the command is being used correctly.

## 2.5.76 10484

---

### operator requires run-time type coercion: @1@

[Description]

An error occurred during execution of the application or command.

[System Processing]

Processing will be aborted.

[Action]

Check the message text and confirm that the application is written correctly and the command is being used correctly.

## 2.5.77 10485

---

### operator @1@ is not commutative

[Description]

An error occurred during execution of the application or command.

[System Processing]

Processing will be aborted.

[Action]

Check the message text and confirm that the application is written correctly and the command is being used correctly.

## 2.5.78 10486

---

### operator is only a shell: @1@

[Description]

An error occurred during execution of the application or command.

[System Processing]

Processing will be aborted.

[Action]

Check the message text and confirm that the application is written correctly and the command is being used correctly.

## 2.5.79 10487

---

---

**op ANY/ALL (array) requires array on right side****[Description]**

An error occurred during execution of the application or command.

**[System Processing]**

Processing will be aborted.

**[Action]**

Check the message text and confirm that the application is written correctly and the command is being used correctly.

---

**2.5.80 10488**

---

**op ANY/ALL (array) requires operator to yield boolean****[Description]**

An error occurred during execution of the application or command.

**[System Processing]**

Processing will be aborted.

**[Action]**

Check the message text and confirm that the application is written correctly and the command is being used correctly.

---

**2.5.81 10489**

---

**op ANY/ALL (array) requires operator not to return a set****[Description]**

An error occurred during execution of the application or command.

**[System Processing]**

Processing will be aborted.

**[Action]**

Check the message text and confirm that the application is written correctly and the command is being used correctly.

---

**2.5.82 10490**

---

**column "@1@" does not exist****[Description]**

An error occurred during execution of the application or command.

**[System Processing]**

Processing will be aborted.

**[Action]**

Check the message text and confirm that the application is written correctly and the command is being used correctly.

---

**2.5.83 10491**

---

**column "@1@" not found in data type @2@**

[Description]

An error occurred during execution of the application or command.

[System Processing]

Processing will be aborted.

[Action]

Check the message text and confirm that the application is written correctly and the command is being used correctly.

## 2.5.84 10492

---

### could not identify column "@1@" in record data type

[Description]

An error occurred during execution of the application or command.

[System Processing]

Processing will be aborted.

[Action]

Check the message text and confirm that the application is written correctly and the command is being used correctly.

## 2.5.85 10493

---

### column notation .@1@ applied to type @2@, which is not a composite type

[Description]

An error occurred during execution of the application or command.

[System Processing]

Processing will be aborted.

[Action]

Check the message text and confirm that the application is written correctly and the command is being used correctly.

## 2.5.86 10494

---

### function @1@ does not exist

[Description]

An error occurred during execution of the application or command.

[System Processing]

Processing will be aborted.

[Action]

Check the message text and confirm that the application is written correctly and the command is being used correctly.

## 2.5.87 10495

---

### NULLIF requires = operator to yield boolean

[Description]

An error occurred during execution of the application or command.



[System Processing]

Processing will be aborted.

[Action]

Check the message text and confirm that the application is written correctly and the command is being used correctly.

---

## 2.5.88 10498

---

### subquery must return only one column

[Description]

An error occurred during execution of the application or command.

[System Processing]

Processing will be aborted.

[Action]

Check the message text and confirm that the application is written correctly and the command is being used correctly.

---

## 2.6 Message Numbers Beginning with 10500

---

### 2.6.1 10500

---

#### subquery has too many columns

[Description]

An error occurred during execution of the application or command.

[System Processing]

Processing will be aborted.

[Action]

Check the message text and confirm that the application is written correctly and the command is being used correctly.

### 2.6.2 10501

---

#### subquery has too few columns

[Description]

An error occurred during execution of the application or command.

[System Processing]

Processing will be aborted.

[Action]

Check the message text and confirm that the application is written correctly and the command is being used correctly.

### 2.6.3 10502

---

#### cannot determine type of empty array

[Description]

An error occurred during execution of the application or command.

[System Processing]

Processing will be aborted.

[Action]

Check the message text and confirm that the application is written correctly and the command is being used correctly.

## 2.6.4 10503

---

**could not determine polymorphic type @1@ because input has type @2@**

[Description]

An error occurred during execution of the application or command.

[System Processing]

Processing will be aborted.

[Action]

Check the message text and confirm that the application is written correctly and the command is being used correctly.

## 2.6.5 10504

---

**unnamed XML attribute value must be a column reference**

[Description]

An error occurred during execution of the application or command.

[System Processing]

Processing will be aborted.

[Action]

Check the message text and confirm that the application is written correctly and the command is being used correctly.

## 2.6.6 10505

---

**unnamed XML element value must be a column reference**

[Description]

An error occurred during execution of the application or command.

[System Processing]

Processing will be aborted.

[Action]

Check the message text and confirm that the application is written correctly and the command is being used correctly.

## 2.6.7 10506

---

**XML attribute name "@1@" appears more than once**

[Description]

An error occurred during execution of the application or command.

[System Processing]

Processing will be aborted.

[Action]

Check the message text and confirm that the application is written correctly and the command is being used correctly.

## 2.6.8 10507

---

### cannot cast XMLSERIALIZE result to @1@

[Description]

An error occurred during execution of the application or command.

[System Processing]

Processing will be aborted.

[Action]

Check the message text and confirm that the application is written correctly and the command is being used correctly.

## 2.6.9 10508

---

### unequal number of entries in row expressions

[Description]

An error occurred during execution of the application or command.

[System Processing]

Processing will be aborted.

[Action]

Check the message text and confirm that the application is written correctly and the command is being used correctly.

## 2.6.10 10509

---

### cannot compare rows of zero length

[Description]

An error occurred during execution of the application or command.

[System Processing]

Processing will be aborted.

[Action]

Check the message text and confirm that the application is written correctly and the command is being used correctly.

## 2.6.11 10510

---

### row comparison operator must yield type boolean, not type @1@

[Description]

An error occurred during execution of the application or command.

[System Processing]

Processing will be aborted.

[Action]

Check the message text and confirm that the application is written correctly and the command is being used correctly.

## 2.6.12 10511

---

### row comparison operator must not return a set

[Description]

An error occurred during execution of the application or command.

[System Processing]

Processing will be aborted.

[Action]

Check the message text and confirm that the application is written correctly and the command is being used correctly.

## 2.6.13 10512

---

### could not determine interpretation of row comparison operator @1@

[Description]

An error occurred during execution of the application or command.

[System Processing]

Processing will be aborted.

[Action]

Check the message text and confirm that the application is written correctly and the command is being used correctly.

## 2.6.14 10513

---

### IS DISTINCT FROM requires = operator to yield boolean

[Description]

An error occurred during execution of the application or command.

[System Processing]

Processing will be aborted.

[Action]

Check the message text and confirm that the application is written correctly and the command is being used correctly.

## 2.6.15 10515

---

### VALUES lists must all be the same length

[Description]

An error occurred during execution of the application or command.

[System Processing]

Processing will be aborted.

[Action]

Check the message text and confirm that the application is written correctly and the command is being used correctly.

## 2.6.16 10520

---

---

### **INSERT has more expressions than target columns**

[Description]

An error occurred during execution of the application or command.

[System Processing]

Processing will be aborted.

[Action]

Check the message text and confirm that the application is written correctly and the command is being used correctly.

---

## **2.6.17 10521**

---

### **INSERT has more target columns than expressions**

[Description]

An error occurred during execution of the application or command.

[System Processing]

Processing will be aborted.

[Action]

Check the message text and confirm that the application is written correctly and the command is being used correctly.

---

## **2.6.18 10525**

---

### **invalid UNION/INTERSECT/EXCEPT ORDER BY clause**

[Description]

An error occurred during execution of the application or command.

[System Processing]

Processing will be aborted.

[Action]

Check the message text and confirm that the application is written correctly and the command is being used correctly.

---

## **2.6.19 10526**

---

### **INTO is only allowed on first SELECT of UNION/INTERSECT/EXCEPT**

[Description]

An error occurred during execution of the application or command.

[System Processing]

Processing will be aborted.

[Action]

Check the message text and confirm that the application is written correctly and the command is being used correctly.

---

## **2.6.20 10527**

---

### **UNION/INTERSECT/EXCEPT member statement cannot refer to other relations of same query level**

[Description]

An error occurred during execution of the application or command.

[System Processing]

Processing will be aborted.

[Action]

Check the message text and confirm that the application is written correctly and the command is being used correctly.

## 2.6.21 10528

---

### each @1@ query must have the same number of columns

[Description]

An error occurred during execution of the application or command.

[System Processing]

Processing will be aborted.

[Action]

Check the message text and confirm that the application is written correctly and the command is being used correctly.

## 2.6.22 10535

---

### cannot specify both SCROLL and NO SCROLL

[Description]

An error occurred during execution of the application or command.

[System Processing]

Processing will be aborted.

[Action]

Check the message text and confirm that the application is written correctly and the command is being used correctly.

## 2.6.23 10537

---

### DECLARE CURSOR must not contain data-modifying statements in WITH

[Description]

An error occurred during execution of the application or command.

[System Processing]

Processing will be aborted.

[Action]

Check the message text and confirm that the application is written correctly and the command is being used correctly.

## 2.6.24 10538

---

### DECLARE CURSOR WITH HOLD ... @1@ is not supported

[Description]

An error occurred during execution of the application or command.

[System Processing]

Processing will be aborted.

[Action]

Check the message text and confirm that the application is written correctly and the command is being used correctly.

---

## 2.6.25 10539

---

### DECLARE INSENSITIVE CURSOR ... @1@ is not supported

[Description]

An error occurred during execution of the application or command.

[System Processing]

Processing will be aborted.

[Action]

Check the message text and confirm that the application is written correctly and the command is being used correctly.

---

## 2.6.26 10552

---

### aggregate function calls cannot contain window function calls

[Description]

An error occurred during execution of the application or command.

[System Processing]

Processing will be aborted.

[Action]

Check the message text and confirm that the application is written correctly and the command is being used correctly.

---

## 2.6.27 10558

---

### window functions are not allowed in JOIN conditions

[Description]

An error occurred during execution of the application or command.

[System Processing]

Processing will be aborted.

[Action]

Check the message text and confirm that the application is written correctly and the command is being used correctly.

---

## 2.6.28 10562

---

### column "@1@.@2@" must appear in the GROUP BY clause or be used in an aggregate function

[Description]

An error occurred during execution of the application or command.

[System Processing]

Processing will be aborted.

[Action]

Check the message text and confirm that the application is written correctly and the command is being used correctly.

## 2.6.29 10563

---

### subquery uses ungrouped column "@1@.@2@" from outer query

[Description]

An error occurred during execution of the application or command.

[System Processing]

Processing will be aborted.

[Action]

Check the message text and confirm that the application is written correctly and the command is being used correctly.

## 2.6.30 10564

---

### parameter name "@1@" used more than once

[Description]

An error occurred during execution of the application or command.

[System Processing]

Processing will be aborted.

[Action]

Check the message text and confirm that the application is written correctly and the command is being used correctly.

## 2.6.31 10565

---

### positional argument cannot follow named argument

[Description]

An error occurred during execution of the application or command.

[System Processing]

Processing will be aborted.

[Action]

Check the message text and confirm that the application is written correctly and the command is being used correctly.

## 2.6.32 10566

---

### @1@(\*) specified, but @2@ is not an aggregate function

[Description]

An error occurred during execution of the application or command.

[System Processing]

Processing will be aborted.

[Action]

Check the message text and confirm that the application is written correctly and the command is being used correctly.



## 2.6.33 10567

---

### **DISTINCT specified, but @1@ is not an aggregate function**

[Description]

An error occurred during execution of the application or command.

[System Processing]

Processing will be aborted.

[Action]

Check the message text and confirm that the application is written correctly and the command is being used correctly.

## 2.6.34 10568

---

### **ORDER BY specified, but @1@ is not an aggregate function**

[Description]

An error occurred during execution of the application or command.

[System Processing]

Processing will be aborted.

[Action]

Check the message text and confirm that the application is written correctly and the command is being used correctly.

## 2.6.35 10569

---

### **OVER specified, but @1@ is not a window function nor an aggregate function**

[Description]

An error occurred during execution of the application or command.

[System Processing]

Processing will be aborted.

[Action]

Check the message text and confirm that the application is written correctly and the command is being used correctly.

## 2.6.36 10570

---

### **function @1@ is not unique**

[Description]

An error occurred during execution of the application or command.

[System Processing]

Processing will be aborted.

[Action]

Check the message text and confirm that the application is written correctly and the command is being used correctly.

## 2.6.37 10571

---

---

### database "@1@" does not exist

#### [Description]

An error occurred during execution of the application or command.

#### [System Processing]

Processing will be aborted.

#### [Action]

Check the message text and confirm that the application is written correctly and the command is being used correctly.

---

## 2.6.38 10572

---

### @1@(\*) must be used to call a parameterless aggregate function

#### [Description]

An error occurred during execution of the application or command.

#### [System Processing]

Processing will be aborted.

#### [Action]

Check the message text and confirm that the application is written correctly and the command is being used correctly.

---

## 2.6.39 10573

---

### aggregates cannot return sets

#### [Description]

An error occurred during execution of the application or command.

#### [System Processing]

Processing will be aborted.

#### [Action]

Check the message text and confirm that the application is written correctly and the command is being used correctly.

---

## 2.6.40 10574

---

### aggregates cannot use named arguments

#### [Description]

An error occurred during execution of the application or command.

#### [System Processing]

Processing will be aborted.

#### [Action]

Check the message text and confirm that the application is written correctly and the command is being used correctly.

---

## 2.6.41 10576

---

### DISTINCT is not implemented for window functions

[Description]

An error occurred during execution of the application or command.

[System Processing]

Processing will be aborted.

[Action]

Check the message text and confirm that the application is written correctly and the command is being used correctly.

## 2.6.42 10577

---

### aggregate ORDER BY is not implemented for window functions

[Description]

An error occurred during execution of the application or command.

[System Processing]

Processing will be aborted.

[Action]

Check the message text and confirm that the application is written correctly and the command is being used correctly.

## 2.6.43 10578

---

### window functions cannot return sets

[Description]

An error occurred during execution of the application or command.

[System Processing]

Processing will be aborted.

[Action]

Check the message text and confirm that the application is written correctly and the command is being used correctly.

## 2.6.44 10580

---

### extension "@1@" does not exist

[Description]

An error occurred during execution of the application or command.

[System Processing]

Processing will be aborted.

[Action]

Check the message text and confirm that the application is written correctly and the command is being used correctly.

## 2.6.45 10582

---

### aggregate @1@(\*) does not exist

[Description]

An error occurred during execution of the application or command.

[System Processing]

Processing will be aborted.

[Action]

Check the message text and confirm that the application is written correctly and the command is being used correctly.

## 2.6.46 10583

---

**server "@1@" does not exist**

[Description]

An error occurred during execution of the application or command.

[System Processing]

Processing will be aborted.

[Action]

Check the message text and confirm that the application is written correctly and the command is being used correctly.

## 2.6.47 10584

---

**function "@1@" is an aggregate function**

[Description]

An error occurred during execution of the application or command.

[System Processing]

Processing will be aborted.

[Action]

Check the message text and confirm that the application is written correctly and the command is being used correctly.

## 2.6.48 10585

---

**argument of @1@ must be a type name**

[Description]

An error occurred during execution of the application or command.

[System Processing]

Processing will be aborted.

[Action]

Check the message text and confirm that the application is written correctly and the command is being used correctly.

## 2.6.49 10586

---

**argument of @1@ must not return a set**

[Description]

An error occurred during execution of the application or command.

[System Processing]

Processing will be aborted.

[Action]

Check the message text and confirm that the application is written correctly and the command is being used correctly.

## 2.6.50 10587

---

### argument of @1@ must be type boolean, not type @2@

[Description]

An error occurred during execution of the application or command.

[System Processing]

Processing will be aborted.

[Action]

Check the message text and confirm that the application is written correctly and the command is being used correctly.

## 2.6.51 10588

---

### @1@ types @2@ and @3@ cannot be matched

[Description]

An error occurred during execution of the application or command.

[System Processing]

Processing will be aborted.

[Action]

Check the message text and confirm that the application is written correctly and the command is being used correctly.

## 2.6.52 10589

---

### @1@ could not convert type @2@ to @3@

[Description]

An error occurred during execution of the application or command.

[System Processing]

Processing will be aborted.

[Action]

Check the message text and confirm that the application is written correctly and the command is being used correctly.

## 2.6.53 10590

---

### arguments declared "anyelement" are not all alike

[Description]

An error occurred during execution of the application or command.

[System Processing]

Processing will be aborted.

[Action]

Check the message text and confirm that the application is written correctly and the command is being used correctly.

## 2.6.54 10591

---

### arguments declared "anyarray" are not all alike

[Description]

An error occurred during execution of the application or command.

[System Processing]

Processing will be aborted.

[Action]

Check the message text and confirm that the application is written correctly and the command is being used correctly.

## 2.6.55 10592

---

### argument declared @1@ is not an array but type @2@

[Description]

An error occurred during execution of the application or command.

[System Processing]

Processing will be aborted.

[Action]

Check the message text and confirm that the application is written correctly and the command is being used correctly.

## 2.6.56 10593

---

### argument declared @1@ is not consistent with argument declared @2@

[Description]

An error occurred during execution of the application or command.

[System Processing]

Processing will be aborted.

[Action]

Check the message text and confirm that the application is written correctly and the command is being used correctly.

## 2.6.57 10595

---

### type matched to anyonarray is an array type: @1@

[Description]

An error occurred during execution of the application or command.

[System Processing]

Processing will be aborted.

[Action]

Check the message text and confirm that the application is written correctly and the command is being used correctly.

## 2.6.58 10596

---

---

**type matched to anyenum is not an enum type: @1@****[Description]**

An error occurred during execution of the application or command.

**[System Processing]**

Processing will be aborted.

**[Action]**

Check the message text and confirm that the application is written correctly and the command is being used correctly.

---

**2.6.59 10597**

---

**recursive reference to query "@1@" must not appear within its non-recursive term****[Description]**

An error occurred during execution of the application or command.

**[System Processing]**

Processing will be aborted.

**[Action]**

Check the message text and confirm that the application is written correctly and the command is being used correctly.

---

**2.6.60 10598**

---

**recursive reference to query "@1@" must not appear within a subquery****[Description]**

An error occurred during execution of the application or command.

**[System Processing]**

Processing will be aborted.

**[Action]**

Check the message text and confirm that the application is written correctly and the command is being used correctly.

---

**2.6.61 10599**

---

**recursive reference to query "@1@" must not appear within an outer join****[Description]**

An error occurred during execution of the application or command.

**[System Processing]**

Processing will be aborted.

**[Action]**

Check the message text and confirm that the application is written correctly and the command is being used correctly.

## 2.7 Message Numbers Beginning with 10600

---

### 2.7.1 10600

---

#### recursive reference to query "@1@" must not appear within INTERSECT

[Description]

An error occurred during execution of the application or command.

[System Processing]

Processing will be aborted.

[Action]

Check the message text and confirm that the application is written correctly and the command is being used correctly.

### 2.7.2 10601

---

#### recursive reference to query "@1@" must not appear within EXCEPT

[Description]

An error occurred during execution of the application or command.

[System Processing]

Processing will be aborted.

[Action]

Check the message text and confirm that the application is written correctly and the command is being used correctly.

### 2.7.3 10602

---

#### WITH query name "@1@" specified more than once

[Description]

An error occurred during execution of the application or command.

[System Processing]

Processing will be aborted.

[Action]

Check the message text and confirm that the application is written correctly and the command is being used correctly.

### 2.7.4 10604

---

#### WITH clause containing a data-modifying statement must be at the top level

[Description]

An error occurred during execution of the application or command.

[System Processing]

Processing will be aborted.

[Action]

Check the message text and confirm that the application is written correctly and the command is being used correctly.



## 2.7.5 10605

---

**recursive query "@1@" column @2@ has type @3@ in non-recursive term but type @4@ overall**

[Description]

An error occurred during execution of the application or command.

[System Processing]

Processing will be aborted.

[Action]

Check the message text and confirm that the application is written correctly and the command is being used correctly.

## 2.7.6 10606

---

**recursive query "@1@" column @2@ has collation "@3@" in non-recursive term but collation "@4@" overall**

[Description]

An error occurred during execution of the application or command.

[System Processing]

Processing will be aborted.

[Action]

Check the message text and confirm that the application is written correctly and the command is being used correctly.

## 2.7.7 10607

---

**table "@1@" has @2@ columns available but @3@ columns specified**

[Description]

An error occurred during execution of the application or command.

[System Processing]

Processing will be aborted.

[Action]

Check the message text and confirm that the application is written correctly and the command is being used correctly.

## 2.7.8 10608

---

**mutual recursion between WITH items is not implemented**

[Description]

An error occurred during execution of the application or command.

[System Processing]

Processing will be aborted.

[Action]

Check the message text and confirm that the application is written correctly and the command is being used correctly.

## 2.7.9 10609

---

### **recursive query "@1@" must not contain data-modifying statements**

[Description]

An error occurred during execution of the application or command.

[System Processing]

Processing will be aborted.

[Action]

Check the message text and confirm that the application is written correctly and the command is being used correctly.

## 2.7.10 10610

---

### **recursive query "@1@" does not have the form non-recursive-term UNION [ALL] recursive-term**

[Description]

An error occurred during execution of the application or command.

[System Processing]

Processing will be aborted.

[Action]

Check the message text and confirm that the application is written correctly and the command is being used correctly.

## 2.7.11 10611

---

### **ORDER BY in a recursive query is not implemented**

[Description]

An error occurred during execution of the application or command.

[System Processing]

Processing will be aborted.

[Action]

Check the message text and confirm that the application is written correctly and the command is being used correctly.

## 2.7.12 10612

---

### **OFFSET in a recursive query is not implemented**

[Description]

An error occurred during execution of the application or command.

[System Processing]

Processing will be aborted.

[Action]

Check the message text and confirm that the application is written correctly and the command is being used correctly.

## 2.7.13 10613

---

---

### **LIMIT in a recursive query is not implemented**

[Description]

An error occurred during execution of the application or command.

[System Processing]

Processing will be aborted.

[Action]

Check the message text and confirm that the application is written correctly and the command is being used correctly.

---

## **2.7.14 10614**

---

### **FOR UPDATE/SHARE in a recursive query is not implemented**

[Description]

An error occurred during execution of the application or command.

[System Processing]

Processing will be aborted.

[Action]

Check the message text and confirm that the application is written correctly and the command is being used correctly.

---

## **2.7.15 10615**

---

### **recursive reference to query "@1@" must not appear more than once**

[Description]

An error occurred during execution of the application or command.

[System Processing]

Processing will be aborted.

[Action]

Check the message text and confirm that the application is written correctly and the command is being used correctly.

---

## **2.7.16 10616**

---

### **unsafe use of string constant with Unicode escapes**

[Description]

An error occurred during execution of the application or command.

[System Processing]

Processing will be aborted.

[Action]

Check the message text and confirm that the application is written correctly and the command is being used correctly.

---

## **2.7.17 10617**

---

### **invalid Unicode escape**

[Description]

An error occurred during execution of the application or command.

[System Processing]

Processing will be aborted.

[Action]

Check the message text and confirm that the application is written correctly and the command is being used correctly.

## 2.7.18 10618

---

### unsafe use of \ in a string literal

[Description]

An error occurred during execution of the application or command.

[System Processing]

Processing will be aborted.

[Action]

Check the message text and confirm that the application is written correctly and the command is being used correctly.

## 2.7.19 10619

---

### @1@ at end of input

[Description]

An error occurred during execution of the application or command.

[System Processing]

Processing will be aborted.

[Action]

Check the message text and confirm that the application is written correctly and the command is being used correctly.

## 2.7.20 10620

---

### @1@ at or near "@2@"

[Description]

An error occurred during execution of the application or command.

[System Processing]

Processing will be aborted.

[Action]

Check the message text and confirm that the application is written correctly and the command is being used correctly.

## 2.7.21 10621

---

### nonstandard use of \ in a string literal

[Description]

An error occurred during execution of the application or command.

[System Processing]

Processing will be aborted.

[Action]

Check the message text and confirm that the application is written correctly and the command is being used correctly.

---

## 2.7.22 10622

---

### nonstandard use of \\ in a string literal

[Description]

An error occurred during execution of the application or command.

[System Processing]

Processing will be aborted.

[Action]

Check the message text and confirm that the application is written correctly and the command is being used correctly.

---

## 2.7.23 10623

---

### nonstandard use of escape in a string literal

[Description]

The application or command terminated normally, but a warning was output.

[System Processing]

Processing will continue.

[Action]

Check the message text and confirm that the issue does not affect the expected outcome.

---

## 2.7.24 10624

---

### collation mismatch between implicit collations "@1@" and "@2@"

[Description]

An error occurred during execution of the application or command.

[System Processing]

Processing will be aborted.

[Action]

Check the message text and confirm that the application is written correctly and the command is being used correctly.

---

## 2.7.25 10625

---

### collation mismatch between explicit collations "@1@" and "@2@"

[Description]

An error occurred during execution of the application or command.

[System Processing]

Processing will be aborted.

[Action]

Check the message text and confirm that the application is written correctly and the command is being used correctly.

## 2.7.26 10626

---

### target lists can have at most @1@ entries

[Description]

An error occurred during execution of the application or command.

[System Processing]

Processing will be aborted.

[Action]

Check the message text and confirm that the application is written correctly and the command is being used correctly.

## 2.7.27 10627

---

### cannot subscript type @1@ because it is not an array

[Description]

An error occurred during execution of the application or command.

[System Processing]

Processing will be aborted.

[Action]

Check the message text and confirm that the application is written correctly and the command is being used correctly.

## 2.7.28 10628

---

### array subscript must have type integer

[Description]

An error occurred during execution of the application or command.

[System Processing]

Processing will be aborted.

[Action]

Check the message text and confirm that the application is written correctly and the command is being used correctly.

## 2.7.29 10629

---

### array assignment to "@1@" requires type @2@ but expression is of type @3@

[Description]

An error occurred during execution of the application or command.

[System Processing]

Processing will be aborted.

[Action]

Check the message text and confirm that the application is written correctly and the command is being used correctly.

## 2.7.30 10630

---

### improper @1@TYPE reference (too few dotted names): @2@

[Description]

An error occurred during execution of the application or command.

[System Processing]

Processing will be aborted.

[Action]

Check the message text and confirm that the application is written correctly and the command is being used correctly.

## 2.7.31 10631

---

### improper @1@TYPE reference (too many dotted names): @2@

[Description]

An error occurred during execution of the application or command.

[System Processing]

Processing will be aborted.

[Action]

Check the message text and confirm that the application is written correctly and the command is being used correctly.

## 2.7.32 10632

---

### type reference @1@ converted to @2@

[Description]

The application or command terminated normally, but a warning was output.

[System Processing]

Processing will continue.

[Action]

Check the message text and confirm that the issue does not affect the expected outcome.

## 2.7.33 10633

---

### return type @1@ is only a shell

[Description]

An error occurred during execution of the application or command.

[System Processing]

Processing will be aborted.

[Action]

Check the message text and confirm that the application is written correctly and the command is being used correctly.

## 2.7.34 10634

---

---

### type modifier cannot be specified for shell type "@1@"

[Description]

An error occurred during execution of the application or command.

[System Processing]

Processing will be aborted.

[Action]

Check the message text and confirm that the application is written correctly and the command is being used correctly.

---

## 2.7.35 10635

---

### type modifier is not allowed for type "@1@"

[Description]

An error occurred during execution of the application or command.

[System Processing]

Processing will be aborted.

[Action]

Check the message text and confirm that the application is written correctly and the command is being used correctly.

---

## 2.7.36 10636

---

### type modifiers must be simple constants or identifiers

[Description]

An error occurred during execution of the application or command.

[System Processing]

Processing will be aborted.

[Action]

Check the message text and confirm that the application is written correctly and the command is being used correctly.

---

## 2.7.37 10637

---

### invalid type name "@1@"

[Description]

An error occurred during execution of the application or command.

[System Processing]

Processing will be aborted.

[Action]

Check the message text and confirm that the application is written correctly and the command is being used correctly.

---

## 2.7.38 10638

---

### canceling the wait for synchronous replication and terminating connection due to administrator command



[Description]

The application or command terminated normally, but a warning was output.

[System Processing]

Processing will continue.

[Action]

Check the message text and confirm that the issue does not affect the expected outcome.

## 2.7.39 10639

---

### canceling wait for synchronous replication due to user request

[Description]

The application or command terminated normally, but a warning was output.

[System Processing]

Processing will continue.

[Action]

Check the message text and confirm that the issue does not affect the expected outcome.

## 2.7.40 10640

---

### standby "@1@" now has synchronous standby priority @2@

[Description]

Terminated normally.

[System Processing]

Continues processing.

[Action]

No action required.

## 2.7.41 10642

---

### could not connect to the primary server: @1@

[Description]

The database server was disconnected during execution of the application.

[System Processing]

Processing will be aborted.

[Action]

Communication may have been disconnected for the following reasons:

- An error occurred in the communication line (TCP/IP etc.)
- The database server terminated abnormally.

Take the following actions:

- Eliminate the cause of the communication disconnection.

Examine the application and check whether the transaction for implementing update is a long transaction. Judge whether it is a long transaction from the following viewpoints and modify the application.

- a) If the COMMIT process is not executed after update, add the COMMIT process.
  - b) If the total number of update records in a single transaction is high, split it into short transactions.
  - c) If search was conducted for a long period of time after update, execute COMMIT after update or review the search SQL statement.
- If none of the above situations applies, perform the following:
- a) Confirm that the database server has not stopped.
  - b) If the database server is starting or stopping, re-execute the command after the database server starts.

## 2.7.42 10643

---

**could not receive database system identifier and timeline ID from the primary server: @1@**

[Description]

An error occurred during communication between the application and the database server.

[System Processing]

Processing will be aborted.

[Action]

Check if there are any problems in the network, eliminate the cause of any error and re-execute the command.

## 2.7.43 10644

---

**invalid response from primary server**

[Description]

An error occurred during communication between the application and the database server.

[System Processing]

Processing will be aborted.

[Action]

Check if there are any problems in the network, eliminate the cause of any error and re-execute the command.

## 2.7.44 10645

---

**database system identifier differs between the primary and standby**

[Description]

An error occurred during execution of the application or command.

[System Processing]

Processing will be aborted.

[Action]

Check the message text and confirm that the application is written correctly and the command is being used correctly.

## 2.7.45 10646

---

**highest timeline @1@ of the primary is behind recovery timeline @2@**

[Description]

An error occurred during I/O processing in the database server.

[System Processing]

Processing will be aborted.

[Action]

To investigate the cause of the occurrence from the message, and remove cause.

## 2.7.46 10647

---

### could not start WAL streaming: @1@

[Description]

An unexpected error occurred.

[System Processing]

Processing will be aborted.

[Action]

Contact Fujitsu technical support.

## 2.7.47 10651

---

### could not receive data from WAL stream: @1@

[Description]

An unexpected error occurred.

[System Processing]

Processing will be aborted.

[Action]

Contact Fujitsu technical support.

## 2.7.48 10652

---

### replication terminated by primary server

[Description]

Primary server has stopped.

[System Processing]

Processing will be aborted.

[Action]

No action is required.

## 2.7.49 10653

---

### could not send data to WAL stream: @1@

[Description]

An unexpected error occurred.

[System Processing]

Processing will be aborted.

[Action]

Contact Fujitsu technical support.

## 2.7.50 10655

---

### base backup could not send data, aborting backup

[Description]

An unexpected error occurred.

[System Processing]

Processing will be aborted.

[Action]

Contact Fujitsu technical support.

## 2.7.51 10656

---

### duplicate option "@1@"

[Description]

An error occurred during execution of the application or command.

[System Processing]

Processing will be aborted.

[Action]

Check the message text and confirm that the application is written correctly and the command is being used correctly.

## 2.7.52 10658

---

### could not stat file or directory "@1@": @2@

[Description]

The application or command terminated normally, but a warning was output.

[System Processing]

Processing will continue.

[Action]

Check the message text and confirm that the issue does not affect the expected outcome.

## 2.7.53 10659

---

### could not remove symbolic link "@1@": @2@

[Description]

The application or command terminated normally, but a warning was output.

[System Processing]

Processing will continue.

[Action]

Check the message text and confirm that the issue does not affect the expected outcome.

## 2.7.54 10660

---

### skipping special file "@1@"

[Description]

The application or command terminated normally, but a warning was output.

[System Processing]

Processing will continue.

[Action]

Check the message text and confirm that the issue does not affect the expected outcome.

## 2.7.55 10663

---

### unexpected EOF on standby connection

[Description]

An error occurred because execution is temporarily impossible.

[System Processing]

Processing will be aborted.

[Action]

Restart the application. If the same error occurs when you restart the application, to check if there are any problems in the database server.

## 2.7.56 10664

---

### invalid standby message type "@1@"

[Description]

An error occurred during communication between the application and the database server.

[System Processing]

Processing will be aborted.

[Action]

Check if there are any problems in the network, eliminate the cause of any error and re-execute the command.

## 2.7.57 10667

---

### terminating walsender process due to replication timeout

[Description]

An error occurred during communication between the application and the database server.

[System Processing]

Processing will be aborted.

[Action]

Check if there are any problems in the network, eliminate the cause of any error and re-execute the command.

## 2.7.58 10668

---

### standby "@1@" has now caught up with primary

[Description]

Terminated normally.

[System Processing]

Continues processing.

[Action]

No action required.

## 2.7.59 10670

---

### requested WAL segment @1@ has already been removed

[Description]

An error occurred during I/O processing in the database server.

[System Processing]

Processing will be aborted.

[Action]

To investigate the cause of the occurrence from the message, and remove cause.

## 2.7.60 10672

---

### materialize mode required, but it is not allowed in this context

[Description]

An error occurred during execution of the application or command.

[System Processing]

Processing will be aborted.

[Action]

Check the message text and confirm that the application is written correctly and the command is being used correctly.

## 2.7.61 10673

---

### terminating walreceiver process due to administrator command

[Description]

Terminated normally.

[System Processing]

Continues processing.

[Action]

No action required.

## 2.7.62 10674

---

---

### cannot continue WAL streaming, recovery has already ended

[Description]

An unexpected error occurred.

[System Processing]

Processing will be aborted.

[Action]

Contact Fujitsu technical support.

---

## 2.7.63 10675

---

### authentication failed for user "@1@": host rejected

[Description]

An error occurred during execution of the application or command.

[System Processing]

Processing will be aborted.

[Action]

Check the message text and confirm that the application is written correctly and the command is being used correctly.

---

## 2.7.64 10677

---

### "trust" authentication failed for user "@1@"

[Description]

An error occurred during execution of the application or command.

[System Processing]

Processing will be aborted.

[Action]

Check the message text and confirm that the application is written correctly and the command is being used correctly.

---

## 2.7.65 10678

---

### Ident authentication failed for user "@1@"

[Description]

An error occurred during execution of the application or command.

[System Processing]

Processing will be aborted.

[Action]

Check the message text and confirm that the application is written correctly and the command is being used correctly.

---

## 2.7.66 10679

---

### Peer authentication failed for user "@1@"

[Description]

An error occurred during execution of the application or command.

[System Processing]

Processing will be aborted.

[Action]

Check the message text and confirm that the application is written correctly and the command is being used correctly.

## 2.7.67 10680

---

### password authentication failed for user "@1@"

[Description]

An error occurred during execution of the application or command.

[System Processing]

Processing will be aborted.

[Action]

Check the message text and confirm that the application is written correctly and the command is being used correctly.

## 2.7.68 10681

---

### GSSAPI authentication failed for user "@1@"

[Description]

An error occurred during execution of the application or command.

[System Processing]

Processing will be aborted.

[Action]

Check the message text and confirm that the application is written correctly and the command is being used correctly.

## 2.7.69 10682

---

### SSPI authentication failed for user "@1@"

[Description]

An error occurred during execution of the application or command.

[System Processing]

Processing will be aborted.

[Action]

Check the message text and confirm that the application is written correctly and the command is being used correctly.

## 2.7.70 10683

---

### PAM authentication failed for user "@1@"

[Description]

An error occurred during execution of the application or command.



[System Processing]

Processing will be aborted.

[Action]

Check the message text and confirm that the application is written correctly and the command is being used correctly.

## 2.7.71 10684

---

**LDAP authentication failed for user "@1@"**

[Description]

An error occurred during execution of the application or command.

[System Processing]

Processing will be aborted.

[Action]

Check the message text and confirm that the application is written correctly and the command is being used correctly.

## 2.7.72 10685

---

**certificate authentication failed for user "@1@"**

[Description]

An error occurred during execution of the application or command.

[System Processing]

Processing will be aborted.

[Action]

Check the message text and confirm that the application is written correctly and the command is being used correctly.

## 2.7.73 10686

---

**RADIUS authentication failed for user "@1@"**

[Description]

An error occurred during execution of the application or command.

[System Processing]

Processing will be aborted.

[Action]

Check the message text and confirm that the application is written correctly and the command is being used correctly.

## 2.7.74 10687

---

**authentication failed for user "@1@": invalid authentication method**

[Description]

An error occurred during execution of the application or command.

[System Processing]

Processing will be aborted.

[Action]

Check the message text and confirm that the application is written correctly and the command is being used correctly.

## 2.7.75 10689

---

### connection requires a valid client certificate

[Description]

An error occurred during execution of the application or command.

[System Processing]

Processing will be aborted.

[Action]

Check the message text and confirm that the application is written correctly and the command is being used correctly.

## 2.7.76 10690

---

### pg\_hba.conf rejects replication connection for host "@1@", user "@2@", @3@

[Description]

An error occurred during execution of the application or command.

[System Processing]

Processing will be aborted.

[Action]

Check the message text and confirm that the application is written correctly and the command is being used correctly.

## 2.7.77 10691

---

### pg\_hba.conf rejects replication connection for host "@1@", user "@2@"

[Description]

An error occurred during execution of the application or command.

[System Processing]

Processing will be aborted.

[Action]

Check the message text and confirm that the application is written correctly and the command is being used correctly.

## 2.7.78 10692

---

### pg\_hba.conf rejects connection for host "@1@", user "@2@", database "@3@", @4@

[Description]

An error occurred during execution of the application or command.

[System Processing]

Processing will be aborted.

[Action]

Check the message text and confirm that the application is written correctly and the command is being used correctly.

## 2.7.79 10693

---

### **pg\_hba.conf rejects connection for host "@1@", user "@2@", database "@3@"**

#### [Description]

An error occurred during execution of the application or command.

#### [System Processing]

Processing will be aborted.

#### [Action]

Check the message text and confirm that the application is written correctly and the command is being used correctly.

## 2.7.80 10694

---

### **no pg\_hba.conf entry for replication connection from host "@1@", user "@2@", @3@**

#### [Description]

An error occurred during execution of the application or command.

#### [System Processing]

Processing will be aborted.

#### [Action]

Check the message text and confirm that the application is written correctly and the command is being used correctly.

## 2.7.81 10695

---

### **no pg\_hba.conf entry for replication connection from host "@1@", user "@2@"**

#### [Description]

An error occurred during execution of the application or command.

#### [System Processing]

Processing will be aborted.

#### [Action]

Check the message text and confirm that the application is written correctly and the command is being used correctly.

## 2.7.82 10696

---

### **no pg\_hba.conf entry for host "@1@", user "@2@", database "@3@", @4@**

#### [Description]

An error occurred during execution of the application or command.

#### [System Processing]

Processing will be aborted.

#### [Action]

Check the message text and confirm that the application is written correctly and the command is being used correctly.

## 2.7.83 10697

---

---

### no pg\_hba.conf entry for host "@1@", user "@2@", database "@3@"

#### [Description]

An error occurred during execution of the application or command.

#### [System Processing]

Processing will be aborted.

#### [Action]

Check the message text and confirm that the application is written correctly and the command is being used correctly.

---

## 2.7.84 10698

---

### MD5 authentication is not supported when "db\_user\_namespace" is enabled

#### [Description]

An error occurred during execution of the application or command.

#### [System Processing]

Processing will be aborted.

#### [Action]

Check the message text and confirm that the application is written correctly and the command is being used correctly.

---

## 2.7.85 10699

---

### expected password response, got message type @1@

#### [Description]

An error occurred during communication between the application and the database server.

#### [System Processing]

Processing will be aborted.

#### [Action]

Check if there are any problems in the network, eliminate the cause of any error and re-execute the command.

---

## 2.8 Message Numbers Beginning with 10700

---

### 2.8.1 10700

---

#### invalid password packet size

#### [Description]

An error occurred during communication between the application and the database server.

#### [System Processing]

Processing will be aborted.

#### [Action]

Check if there are any problems in the network, eliminate the cause of any error and re-execute the command.

## 2.8.2 10707

---

### GSSAPI is not supported in protocol version 2

[Description]

An error occurred during execution of the application or command.

[System Processing]

Processing will be aborted.

[Action]

Check the message text and confirm that the application is written correctly and the command is being used correctly.

## 2.8.3 10708

---

### out of memory

[Description]

There was insufficient free space in the server's memory during execution of the application.

[System Processing]

Processing will be aborted.

[Action]

Estimate memory usage and take the following action:

- If the number of simultaneous connections from client applications is high, reduce it.
- If the number of simultaneous SQL executions is high, reduce it.

## 2.8.4 10709

---

### expected GSS response, got message type @1@

[Description]

An error occurred during communication between the application and the database server.

[System Processing]

Processing will be aborted.

[Action]

Check if there are any problems in the network, eliminate the cause of any error and re-execute the command.

## 2.8.5 10710

---

### SSPI is not supported in protocol version 2

[Description]

An error occurred during execution of the application or command.

[System Processing]

Processing will be aborted.

[Action]

Check the message text and confirm that the application is written correctly and the command is being used correctly.

## 2.8.6 10711

---

### expected SSPI response, got message type @1@

#### [Description]

An error occurred during communication between the application and the database server.

#### [System Processing]

Processing will be aborted.

#### [Action]

Check if there are any problems in the network, eliminate the cause of any error and re-execute the command.

## 2.8.7 10712

---

### could not create socket for Ident connection: @1@

#### [Description]

The database server was disconnected during execution of the application.

#### [System Processing]

Processing will be aborted.

#### [Action]

Communication may have been disconnected for the following reasons:

- An error occurred in the communication line (TCP/IP etc.)
- The database server terminated abnormally.

Take the following actions:

- Eliminate the cause of the communication disconnection.

Examine the application and check whether the transaction for implementing update is a long transaction. Judge whether it is a long transaction from the following viewpoints and modify the application.

- a) If the COMMIT process is not executed after update, add the COMMIT process.
  - b) If the total number of update records in a single transaction is high, split it into short transactions.
  - c) If search was conducted for a long period of time after update, execute COMMIT after update or review the search SQL statement.
- If none of the above situations applies, perform the following:
    - a) Confirm that the database server has not stopped.
    - b) If the database server is starting or stopping, re-execute the command after the database server starts.

## 2.8.8 10713

---

### could not bind to local address "@1@": @2@

#### [Description]

The database server was disconnected during execution of the application.

#### [System Processing]

Processing will be aborted.

#### [Action]

Communication may have been disconnected for the following reasons:

- An error occurred in the communication line (TCP/IP etc.)
- The database server terminated abnormally.

Take the following actions:

- Eliminate the cause of the communication disconnection.

Examine the application and check whether the transaction for implementing update is a long transaction. Judge whether it is a long transaction from the following viewpoints and modify the application.

- a) If the COMMIT process is not executed after update, add the COMMIT process.
  - b) If the total number of update records in a single transaction is high, split it into short transactions.
  - c) If search was conducted for a long period of time after update, execute COMMIT after update or review the search SQL statement.
- If none of the above situations applies, perform the following:
    - a) Confirm that the database server has not stopped.
    - b) If the database server is starting or stopping, re-execute the command after the database server starts.

## 2.8.9 10714

---

**could not connect to Ident server at address "@1@", port @2@: @3@**

[Description]

The database server was disconnected during execution of the application.

[System Processing]

Processing will be aborted.

[Action]

Communication may have been disconnected for the following reasons:

- An error occurred in the communication line (TCP/IP etc.)
- The database server terminated abnormally.

Take the following actions:

- Eliminate the cause of the communication disconnection.

Examine the application and check whether the transaction for implementing update is a long transaction. Judge whether it is a long transaction from the following viewpoints and modify the application.

- a) If the COMMIT process is not executed after update, add the COMMIT process.
  - b) If the total number of update records in a single transaction is high, split it into short transactions.
  - c) If search was conducted for a long period of time after update, execute COMMIT after update or review the search SQL statement.
- If none of the above situations applies, perform the following:
    - a) Confirm that the database server has not stopped.
    - b) If the database server is starting or stopping, re-execute the command after the database server starts.

## 2.8.10 10715

---

**could not send query to Ident server at address "@1@", port @2@: @3@**

[Description]

The database server was disconnected during execution of the application.

[System Processing]

Processing will be aborted.

[Action]

Communication may have been disconnected for the following reasons:

- An error occurred in the communication line (TCP/IP etc.)
- The database server terminated abnormally.

Take the following actions:

- Eliminate the cause of the communication disconnection.

Examine the application and check whether the transaction for implementing update is a long transaction. Judge whether it is a long transaction from the following viewpoints and modify the application.

- If the COMMIT process is not executed after update, add the COMMIT process.
  - If the total number of update records in a single transaction is high, split it into short transactions.
  - If search was conducted for a long period of time after update, execute COMMIT after update or review the search SQL statement.
- If none of the above situations applies, perform the following:
    - Confirm that the database server has not stopped.
    - If the database server is starting or stopping, re-execute the command after the database server starts.

## 2.8.11 10716

---

**could not receive response from Ident server at address "@1@", port @2@: @3@**

[Description]

The database server was disconnected during execution of the application.

[System Processing]

Processing will be aborted.

[Action]

Communication may have been disconnected for the following reasons:

- An error occurred in the communication line (TCP/IP etc.)
- The database server terminated abnormally.

Take the following actions:

- Eliminate the cause of the communication disconnection.

Examine the application and check whether the transaction for implementing update is a long transaction. Judge whether it is a long transaction from the following viewpoints and modify the application.

- If the COMMIT process is not executed after update, add the COMMIT process.
  - If the total number of update records in a single transaction is high, split it into short transactions.
  - If search was conducted for a long period of time after update, execute COMMIT after update or review the search SQL statement.
- If none of the above situations applies, perform the following:
    - Confirm that the database server has not stopped.
    - If the database server is starting or stopping, re-execute the command after the database server starts.

## 2.8.12 10717

---

**invalidly formatted response from Ident server: "@1@"**

[Description]

An error occurred.



[System Processing]

Processing will be aborted.

[Action]

To investigate the cause of the occurrence from the message, and remove cause.

## 2.8.13 10718

---

### peer authentication is not supported on this platform

[Description]

An error occurred during execution of the application or command.

[System Processing]

Processing will be aborted.

[Action]

Check the message text and confirm that the application is written correctly and the command is being used correctly.

## 2.8.14 10719

---

### could not get peer credentials: @1@

[Description]

The database server was disconnected during execution of the application.

[System Processing]

Processing will be aborted.

[Action]

Communication may have been disconnected for the following reasons:

- An error occurred in the communication line (TCP/IP etc.)
- The database server terminated abnormally.

Take the following actions:

- Eliminate the cause of the communication disconnection.

Examine the application and check whether the transaction for implementing update is a long transaction. Judge whether it is a long transaction from the following viewpoints and modify the application.

- a) If the COMMIT process is not executed after update, add the COMMIT process.
  - b) If the total number of update records in a single transaction is high, split it into short transactions.
  - c) If search was conducted for a long period of time after update, execute COMMIT after update or review the search SQL statement.
- If none of the above situations applies, perform the following:
    - a) Confirm that the database server has not stopped.
    - b) If the database server is starting or stopping, re-execute the command after the database server starts.

## 2.8.15 10720

---

### could not look up local user ID @1@: @2@

[Description]

An error occurred during execution of the application or command.

[System Processing]

Processing will be aborted.

[Action]

Check the message text and confirm that the application is written correctly and the command is being used correctly.

---

## 2.8.16 10721

---

**empty password returned by client**

[Description]

An error occurred during execution of the application or command.

[System Processing]

Processing will be aborted.

[Action]

Check the message text and confirm that the application is written correctly and the command is being used correctly.

---

## 2.8.17 10722

---

**error from underlying PAM layer: @1@**

[Description]

An error occurred.

[System Processing]

Processing will be aborted.

[Action]

To investigate the cause of the occurrence from the message, and remove cause.

---

## 2.8.18 10723

---

**could not create PAM authenticator: @1@**

[Description]

An error occurred.

[System Processing]

Processing will be aborted.

[Action]

To investigate the cause of the occurrence from the message, and remove cause.

---

## 2.8.19 10724

---

**pam\_set\_item(PAM\_USER) failed: @1@**

[Description]

An error occurred.

[System Processing]

Processing will be aborted.

[Action]

To investigate the cause of the occurrence from the message, and remove cause.

## 2.8.20 10725

---

**pam\_set\_item(PAM\_CONV) failed: @1@**

[Description]

An error occurred.

[System Processing]

Processing will be aborted.

[Action]

To investigate the cause of the occurrence from the message, and remove cause.

## 2.8.21 10726

---

**pam\_authenticate failed: @1@**

[Description]

An error occurred.

[System Processing]

Processing will be aborted.

[Action]

To investigate the cause of the occurrence from the message, and remove cause.

## 2.8.22 10727

---

**pam\_acct\_mgmt failed: @1@**

[Description]

An error occurred.

[System Processing]

Processing will be aborted.

[Action]

To investigate the cause of the occurrence from the message, and remove cause.

## 2.8.23 10728

---

**could not release PAM authenticator: @1@**

[Description]

An error occurred.

[System Processing]

Processing will be aborted.

[Action]

To investigate the cause of the occurrence from the message, and remove cause.

## 2.8.24 10729

---

### could not initialize LDAP: error code @1@

[Description]

An error occurred.

[System Processing]

Processing will be aborted.

[Action]

To investigate the cause of the occurrence from the message, and remove cause.

## 2.8.25 10730

---

### could not set LDAP protocol version: @1@

[Description]

An error occurred.

[System Processing]

Processing will be aborted.

[Action]

To investigate the cause of the occurrence from the message, and remove cause.

## 2.8.26 10731

---

### could not load wldap32.dll

[Description]

An error occurred.

[System Processing]

Processing will be aborted.

[Action]

To investigate the cause of the occurrence from the message, and remove cause.

## 2.8.27 10732

---

### could not load function \_ldap\_start\_tls\_sA in wldap32.dll

[Description]

An error occurred.

[System Processing]

Processing will be aborted.

[Action]

To investigate the cause of the occurrence from the message, and remove cause.

## 2.8.28 10733

---

---

### could not start LDAP TLS session: @1@

[Description]

An error occurred.

[System Processing]

Processing will be aborted.

[Action]

To investigate the cause of the occurrence from the message, and remove cause.

---

## 2.8.29 10734

---

### LDAP server not specified

[Description]

An error occurred during execution of the application or command.

[System Processing]

Processing will be aborted.

[Action]

Check the message text and confirm that the application is written correctly and the command is being used correctly.

---

## 2.8.30 10735

---

### invalid character in user name for LDAP authentication

[Description]

An error occurred during execution of the application or command.

[System Processing]

Processing will be aborted.

[Action]

Check the message text and confirm that the application is written correctly and the command is being used correctly.

---

## 2.8.31 10736

---

### could not perform initial LDAP bind for ldapbinddn "@1@" on server "@2@" : @3@

[Description]

An error occurred.

[System Processing]

Processing will be aborted.

[Action]

To investigate the cause of the occurrence from the message, and remove cause.

---

## 2.8.32 10737

---

### could not search LDAP for filter "@1@" on server "@2@" : @3@

[Description]

An error occurred.

[System Processing]

Processing will be aborted.

[Action]

To investigate the cause of the occurrence from the message, and remove cause.

## 2.8.33 10738

---

### LDAP search for filter "@1@" on server "@2@" returned no entries.

[Description]

An error occurred during execution of the application or command.

[System Processing]

Processing will be aborted.

[Action]

Check the message text and confirm that the application is written correctly and the command is being used correctly.

## 2.8.34 10740

---

### could not get dn for the first entry matching "@1@" on server "@2@" : @3@

[Description]

An error occurred.

[System Processing]

Processing will be aborted.

[Action]

To investigate the cause of the occurrence from the message, and remove cause.

## 2.8.35 10741

---

### could not unbind after searching for user "@1@" on server "@2@" : @3@

[Description]

An error occurred.

[System Processing]

Processing will be aborted.

[Action]

To investigate the cause of the occurrence from the message, and remove cause.

## 2.8.36 10742

---

### LDAP login failed for user "@1@" on server "@2@" : @3@

[Description]

An error occurred.

[System Processing]

Processing will be aborted.

[Action]

To investigate the cause of the occurrence from the message, and remove cause.

## 2.8.37 10743

---

### certificate authentication failed for user "@1@": client certificate contains no user name

[Description]

An error occurred during execution of the application or command.

[System Processing]

Processing will be aborted.

[Action]

Check the message text and confirm that the application is written correctly and the command is being used correctly.

## 2.8.38 10744

---

### RADIUS server not specified

[Description]

An error occurred during execution of the application or command.

[System Processing]

Processing will be aborted.

[Action]

Check the message text and confirm that the application is written correctly and the command is being used correctly.

## 2.8.39 10745

---

### RADIUS secret not specified

[Description]

An error occurred during execution of the application or command.

[System Processing]

Processing will be aborted.

[Action]

Check the message text and confirm that the application is written correctly and the command is being used correctly.

## 2.8.40 10746

---

### could not translate RADIUS server name "@1@" to address: @2@

[Description]

An error occurred during execution of the application or command.

[System Processing]

Processing will be aborted.

[Action]

Check the message text and confirm that the application is written correctly and the command is being used correctly.

## 2.8.41 10747

---

### **RADIUS authentication does not support passwords longer than @1@ characters**

[Description]

An error occurred during execution of the application or command.

[System Processing]

Processing will be aborted.

[Action]

Check the message text and confirm that the application is written correctly and the command is being used correctly.

## 2.8.42 10748

---

### **could not generate random encryption vector**

[Description]

An error occurred.

[System Processing]

Processing will be aborted.

[Action]

To investigate the cause of the occurrence from the message, and remove cause.

## 2.8.43 10749

---

### **could not perform MD5 encryption of password**

[Description]

An error occurred.

[System Processing]

Processing will be aborted.

[Action]

To investigate the cause of the occurrence from the message, and remove cause.

## 2.8.44 10750

---

### **could not create RADIUS socket: @1@**

[Description]

An error occurred.

[System Processing]

Processing will be aborted.

[Action]

To investigate the cause of the occurrence from the message, and remove cause.



## 2.8.45 10751

---

### could not bind local RADIUS socket: @1@

[Description]

An error occurred.

[System Processing]

Processing will be aborted.

[Action]

To investigate the cause of the occurrence from the message, and remove cause.

## 2.8.46 10752

---

### could not send RADIUS packet: @1@

[Description]

An error occurred.

[System Processing]

Processing will be aborted.

[Action]

To investigate the cause of the occurrence from the message, and remove cause.

## 2.8.47 10753

---

### timeout waiting for RADIUS response

[Description]

An error occurred.

[System Processing]

Processing will be aborted.

[Action]

To investigate the cause of the occurrence from the message, and remove cause.

## 2.8.48 10754

---

### could not check status on RADIUS socket: @1@

[Description]

An error occurred.

[System Processing]

Processing will be aborted.

[Action]

To investigate the cause of the occurrence from the message, and remove cause.

## 2.8.49 10755

---

---

### could not read RADIUS response: @1@

[Description]

An error occurred.

[System Processing]

Processing will be aborted.

[Action]

To investigate the cause of the occurrence from the message, and remove cause.

---

## 2.8.50 10756

---

### RADIUS response from @1@ was sent from incorrect port: @2@

[Description]

An error occurred.

[System Processing]

Processing will be aborted.

[Action]

To investigate the cause of the occurrence from the message, and remove cause.

---

## 2.8.51 10757

---

### RADIUS response too short: @1@

[Description]

An error occurred.

[System Processing]

Processing will be aborted.

[Action]

To investigate the cause of the occurrence from the message, and remove cause.

---

## 2.8.52 10759

---

### RADIUS response is to a different request: @1@ (should be @2@)

[Description]

An error occurred.

[System Processing]

Processing will be aborted.

[Action]

To investigate the cause of the occurrence from the message, and remove cause.

---

## 2.8.53 10760

---

### could not perform MD5 encryption of received packet

[Description]

An error occurred.

[System Processing]

Processing will be aborted.

[Action]

To investigate the cause of the occurrence from the message, and remove cause.

## 2.8.54 10761

---

### **RADIUS response from @1@ has incorrect MD5 signature**

[Description]

An error occurred.

[System Processing]

Processing will be aborted.

[Action]

To investigate the cause of the occurrence from the message, and remove cause.

## 2.8.55 10762

---

### **RADIUS response from @1@ has invalid code (@2@) for user "@3@"**

[Description]

An error occurred.

[System Processing]

Processing will be aborted.

[Action]

To investigate the cause of the occurrence from the message, and remove cause.

## 2.8.56 10763

---

### **SSL error: @1@**

[Description]

An error occurred during communication between the application and the database server.

[System Processing]

Processing will be aborted.

[Action]

Check if there are any problems in the network, eliminate the cause of any error and re-execute the command.

## 2.8.57 10764

---

### **unrecognized SSL error code: @1@**

[Description]

An error occurred during communication between the application and the database server.

[System Processing]

Processing will be aborted.

[Action]

Check if there are any problems in the network, eliminate the cause of any error and re-execute the command.

## 2.8.58 10767

---

**could not create SSL context: @1@**

[Description]

An error occurred during I/O processing in the database server.

[System Processing]

Processing will be aborted.

[Action]

To investigate the cause of the occurrence from the message, and remove cause.

## 2.8.59 10768

---

**could not load server certificate file "@1@": @2@**

[Description]

An error occurred during I/O processing in the database server.

[System Processing]

Processing will be aborted.

[Action]

To investigate the cause of the occurrence from the message, and remove cause.

## 2.8.60 10769

---

**could not access private key file "@1@": @2@**

[Description]

An error occurred during I/O processing in the database server.

[System Processing]

Processing will be aborted.

[Action]

To investigate the cause of the occurrence from the message, and remove cause.

## 2.8.61 10770

---

**private key file "@1@" has group or world access**

[Description]

An error occurred during I/O processing in the database server.

[System Processing]

Processing will be aborted.

[Action]

To investigate the cause of the occurrence from the message, and remove cause.

## 2.8.62 10771

---

### could not load private key file "@1@": @2@

[Description]

An error occurred during I/O processing in the database server.

[System Processing]

Processing will be aborted.

[Action]

To investigate the cause of the occurrence from the message, and remove cause.

## 2.8.63 10772

---

### check of private key failed: @1@

[Description]

An error occurred during I/O processing in the database server.

[System Processing]

Processing will be aborted.

[Action]

To investigate the cause of the occurrence from the message, and remove cause.

## 2.8.64 10774

---

### could not load root certificate file "@1@": @2@

[Description]

An error occurred during I/O processing in the database server.

[System Processing]

Processing will be aborted.

[Action]

To investigate the cause of the occurrence from the message, and remove cause.

## 2.8.65 10776

---

### could not load SSL certificate revocation list file "@1@": @2@

[Description]

The application or command terminated normally, but a warning was output.

[System Processing]

Processing will continue.

[Action]

Check the message text and confirm that the issue does not affect the expected outcome.

## 2.8.66 10777

---

### could not initialize SSL connection: @1@

[Description]

An error occurred during communication between the application and the database server.

[System Processing]

Processing will be aborted.

[Action]

Check if there are any problems in the network, eliminate the cause of any error and re-execute the command.

## 2.8.67 10778

---

### could not set SSL socket: @1@

[Description]

An error occurred during communication between the application and the database server.

[System Processing]

Processing will be aborted.

[Action]

Check if there are any problems in the network, eliminate the cause of any error and re-execute the command.

## 2.8.68 10779

---

### could not accept SSL connection: @1@

[Description]

An error occurred during communication between the application and the database server.

[System Processing]

Processing will be aborted.

[Action]

Check if there are any problems in the network, eliminate the cause of any error and re-execute the command.

## 2.8.69 10780

---

### could not accept SSL connection: EOF detected

[Description]

An error occurred during communication between the application and the database server.

[System Processing]

Processing will be aborted.

[Action]

Check if there are any problems in the network, eliminate the cause of any error and re-execute the command.

## 2.8.70 10781

---

---

### could not accept SSL connection: @1@

[Description]

An error occurred during communication between the application and the database server.

[System Processing]

Processing will be aborted.

[Action]

Check if there are any problems in the network, eliminate the cause of any error and re-execute the command.

---

## 2.8.71 10782

---

### SSL certificate's common name contains embedded null

[Description]

An error occurred during communication between the application and the database server.

[System Processing]

Processing will be aborted.

[Action]

Check if there are any problems in the network, eliminate the cause of any error and re-execute the command.

---

## 2.8.72 10783

---

### SSL connection from "@1@"

[Description]

Terminated normally.

[System Processing]

Continues processing.

[Action]

No action required.

---

## 2.8.73 10784

---

### could not translate host name "@1@", service "@2@" to address: @3@

[Description]

An error occurred during execution of the application or command.

[System Processing]

Processing will be aborted.

[Action]

Check the message text and confirm that the application is written correctly and the command is being used correctly.

---

## 2.8.74 10785

---

### could not translate service "@1@" to address: @2@

[Description]

An error occurred during execution of the application or command.

[System Processing]

Processing will be aborted.

[Action]

Check the message text and confirm that the application is written correctly and the command is being used correctly.

## 2.8.75 10786

---

### could not bind to all requested addresses: MAXLISTEN (@1@) exceeded

[Description]

An error occurred during execution of the application or command.

[System Processing]

Processing will be aborted.

[Action]

Check the message text and confirm that the application is written correctly and the command is being used correctly.

## 2.8.76 10787

---

### could not create @1@ socket for address "@2@": @3@

[Description]

The database server was disconnected during execution of the application.

[System Processing]

Processing will be aborted.

[Action]

Communication may have been disconnected for the following reasons:

- An error occurred in the communication line (TCP/IP etc.)
- The database server terminated abnormally.

Take the following actions:

- Eliminate the cause of the communication disconnection.

Examine the application and check whether the transaction for implementing update is a long transaction. Judge whether it is a long transaction from the following viewpoints and modify the application.

- a) If the COMMIT process is not executed after update, add the COMMIT process.
  - b) If the total number of update records in a single transaction is high, split it into short transactions.
  - c) If search was conducted for a long period of time after update, execute COMMIT after update or review the search SQL statement.
- If none of the above situations applies, perform the following:
    - a) Confirm that the database server has not stopped.
    - b) If the database server is starting or stopping, re-execute the command after the database server starts.

## 2.8.77 10788

---

### setsockopt(SO\_REUSEADDR) failed for @1@ address "@2@": @3@



[Description]

The database server was disconnected during execution of the application.

[System Processing]

Processing will be aborted.

[Action]

Communication may have been disconnected for the following reasons:

- An error occurred in the communication line (TCP/IP etc.)
- The database server terminated abnormally.

Take the following actions:

- Eliminate the cause of the communication disconnection.

Examine the application and check whether the transaction for implementing update is a long transaction. Judge whether it is a long transaction from the following viewpoints and modify the application.

- a) If the COMMIT process is not executed after update, add the COMMIT process.
  - b) If the total number of update records in a single transaction is high, split it into short transactions.
  - c) If search was conducted for a long period of time after update, execute COMMIT after update or review the search SQL statement.
- If none of the above situations applies, perform the following:
    - a) Confirm that the database server has not stopped.
    - b) If the database server is starting or stopping, re-execute the command after the database server starts.

## 2.8.78 10789

---

### setsockopt(IPV6\_V6ONLY) failed for @1 @ address "@2@": @3@

[Description]

The database server was disconnected during execution of the application.

[System Processing]

Processing will be aborted.

[Action]

Communication may have been disconnected for the following reasons:

- An error occurred in the communication line (TCP/IP etc.)
- The database server terminated abnormally.

Take the following actions:

- Eliminate the cause of the communication disconnection.

Examine the application and check whether the transaction for implementing update is a long transaction. Judge whether it is a long transaction from the following viewpoints and modify the application.

- a) If the COMMIT process is not executed after update, add the COMMIT process.
  - b) If the total number of update records in a single transaction is high, split it into short transactions.
  - c) If search was conducted for a long period of time after update, execute COMMIT after update or review the search SQL statement.
- If none of the above situations applies, perform the following:
    - a) Confirm that the database server has not stopped.
    - b) If the database server is starting or stopping, re-execute the command after the database server starts.

## 2.8.79 10790

---

**could not bind @1@ address "@2@": @3@**

### [Description]

The database server was disconnected during execution of the application.

### [System Processing]

Processing will be aborted.

### [Action]

Communication may have been disconnected for the following reasons:

- An error occurred in the communication line (TCP/IP etc.)
- The database server terminated abnormally.

Take the following actions:

- Eliminate the cause of the communication disconnection.

Examine the application and check whether the transaction for implementing update is a long transaction. Judge whether it is a long transaction from the following viewpoints and modify the application.

- a) If the COMMIT process is not executed after update, add the COMMIT process.
  - b) If the total number of update records in a single transaction is high, split it into short transactions.
  - c) If search was conducted for a long period of time after update, execute COMMIT after update or review the search SQL statement.
- If none of the above situations applies, perform the following:
    - a) Confirm that the database server has not stopped.
    - b) If the database server is starting or stopping, re-execute the command after the database server starts.

## 2.8.80 10791

---

**could not listen on @1@ address "@2@": @3@**

### [Description]

The database server was disconnected during execution of the application.

### [System Processing]

Processing will be aborted.

### [Action]

Communication may have been disconnected for the following reasons:

- An error occurred in the communication line (TCP/IP etc.)
- The database server terminated abnormally.

Take the following actions:

- Eliminate the cause of the communication disconnection.

Examine the application and check whether the transaction for implementing update is a long transaction. Judge whether it is a long transaction from the following viewpoints and modify the application.

- a) If the COMMIT process is not executed after update, add the COMMIT process.
  - b) If the total number of update records in a single transaction is high, split it into short transactions.
  - c) If search was conducted for a long period of time after update, execute COMMIT after update or review the search SQL statement.
- If none of the above situations applies, perform the following:

- a) Confirm that the database server has not stopped.
- b) If the database server is starting or stopping, re-execute the command after the database server starts.

## 2.8.81 10792

---

### type @1@ does not exist

#### [Description]

An error occurred during execution of the application or command.

#### [System Processing]

Processing will be aborted.

#### [Action]

Check the message text and confirm that the application is written correctly and the command is being used correctly.

## 2.8.82 10793

---

### could not set group of file "@1@": @2@

#### [Description]

An error occurred during I/O processing in the database server.

#### [System Processing]

Processing will be aborted.

#### [Action]

To investigate the cause of the occurrence from the message, and remove cause.

## 2.8.83 10794

---

### could not set permissions of file "@1@": @2@

#### [Description]

An error occurred during I/O processing in the database server.

#### [System Processing]

Processing will be aborted.

#### [Action]

To investigate the cause of the occurrence from the message, and remove cause.

## 2.8.84 10795

---

### could not accept new connection: @1@

#### [Description]

The database server was disconnected during execution of the application.

#### [System Processing]

Processing will be aborted.

#### [Action]

Communication may have been disconnected for the following reasons:

- An error occurred in the communication line (TCP/IP etc.)
- The database server terminated abnormally.

Take the following actions:

- Eliminate the cause of the communication disconnection.

Examine the application and check whether the transaction for implementing update is a long transaction. Judge whether it is a long transaction from the following viewpoints and modify the application.

- a) If the COMMIT process is not executed after update, add the COMMIT process.
  - b) If the total number of update records in a single transaction is high, split it into short transactions.
  - c) If search was conducted for a long period of time after update, execute COMMIT after update or review the search SQL statement.
- If none of the above situations applies, perform the following:
    - a) Confirm that the database server has not stopped.
    - b) If the database server is starting or stopping, re-execute the command after the database server starts.

## 2.8.85 10796

---

**could not set socket to nonblocking mode: @1@**

[Description]

An error occurred during communication between the application and the database server.

[System Processing]

Processing will be aborted.

[Action]

Check if there are any problems in the network, eliminate the cause of any error and re-execute the command.

## 2.8.86 10798

---

**could not receive data from client: @1@**

[Description]

An error occurred during communication between the application and the database server.

[System Processing]

Processing will be aborted.

[Action]

Check if there are any problems in the network, eliminate the cause of any error and re-execute the command.

## 2.8.87 10799

---

**unexpected EOF within message length word**

[Description]

An error occurred during communication between the application and the database server.

[System Processing]

Processing will be aborted.

[Action]

Check if there are any problems in the network, eliminate the cause of any error and re-execute the command.

## 2.9 Message Numbers Beginning with 10800

---

### 2.9.1 10800

---

#### invalid message length

[Description]

An error occurred during communication between the application and the database server.

[System Processing]

Processing will be aborted.

[Action]

Check if there are any problems in the network, eliminate the cause of any error and re-execute the command.

### 2.9.2 10801

---

#### incomplete message from client

[Description]

An error occurred during communication between the application and the database server.

[System Processing]

Processing will be aborted.

[Action]

Check if there are any problems in the network, eliminate the cause of any error and re-execute the command.

### 2.9.3 10802

---

#### could not send data to client: @1@

[Description]

An error occurred during communication between the application and the database server.

[System Processing]

Processing will be aborted.

[Action]

Check if there are any problems in the network, eliminate the cause of any error and re-execute the command.

### 2.9.4 10803

---

#### authentication file token too long, skipping: "@1@"

[Description]

The application or command terminated normally, but a warning was output.

[System Processing]

Processing will continue.

[Action]

Check the message text and confirm that the issue does not affect the expected outcome.

## 2.9.5 10804

---

**could not open secondary authentication file "@@1@" as "@2@": @3@**

[Description]

An error occurred during I/O processing in the database server.

[System Processing]

Processing will be aborted.

[Action]

To investigate the cause of the occurrence from the message, and remove cause.

## 2.9.6 10806

---

**authentication option "@1@" is only valid for authentication methods @2@**

[Description]

An error occurred during I/O processing in the database server.

[System Processing]

Processing will be aborted.

[Action]

To investigate the cause of the occurrence from the message, and remove cause.

## 2.9.7 10807

---

**authentication method "@1@" requires argument "@2@" to be set**

[Description]

An error occurred during I/O processing in the database server.

[System Processing]

Processing will be aborted.

[Action]

To investigate the cause of the occurrence from the message, and remove cause.

## 2.9.8 10808

---

**local connections are not supported by this build**

[Description]

An unexpected error occurred.

[System Processing]

Processing will be aborted.

[Action]

Contact Fujitsu technical support.

## 2.9.9 10809

---

---

### hostssl record cannot match because SSL is disabled

[Description]

An error occurred during execution of the application or command.

[System Processing]

Processing will be aborted.

[Action]

Check the message text and confirm that the application is written correctly and the command is being used correctly.

---

## 2.9.10 10810

---

### hostssl record cannot match because SSL is not supported by this build

[Description]

An unexpected error occurred.

[System Processing]

Processing will be aborted.

[Action]

Contact Fujitsu technical support.

---

## 2.9.11 10811

---

### invalid connection type "@1@"

[Description]

An error occurred during execution of the application or command.

[System Processing]

Processing will be aborted.

[Action]

Check the message text and confirm that the application is written correctly and the command is being used correctly.

---

## 2.9.12 10812

---

### end-of-line before database specification

[Description]

An error occurred during execution of the application or command.

[System Processing]

Processing will be aborted.

[Action]

Check the message text and confirm that the application is written correctly and the command is being used correctly.

---

## 2.9.13 10813

---

### end-of-line before role specification

[Description]

An error occurred during execution of the application or command.

[System Processing]

Processing will be aborted.

[Action]

Check the message text and confirm that the application is written correctly and the command is being used correctly.

## 2.9.14 10814

---

### end-of-line before IP address specification

[Description]

An error occurred during execution of the application or command.

[System Processing]

Processing will be aborted.

[Action]

Check the message text and confirm that the application is written correctly and the command is being used correctly.

## 2.9.15 10815

---

### invalid IP address "@1@": @2@

[Description]

An error occurred during execution of the application or command.

[System Processing]

Processing will be aborted.

[Action]

Check the message text and confirm that the application is written correctly and the command is being used correctly.

## 2.9.16 10816

---

### specifying both host name and CIDR mask is invalid: "@1@"

[Description]

An error occurred during execution of the application or command.

[System Processing]

Processing will be aborted.

[Action]

Check the message text and confirm that the application is written correctly and the command is being used correctly.

## 2.9.17 10817

---

### invalid CIDR mask in address "@1@"

[Description]

An error occurred during execution of the application or command.



[System Processing]

Processing will be aborted.

[Action]

Check the message text and confirm that the application is written correctly and the command is being used correctly.

## 2.9.18 10818

---

### end-of-line before netmask specification

[Description]

An error occurred during execution of the application or command.

[System Processing]

Processing will be aborted.

[Action]

Check the message text and confirm that the application is written correctly and the command is being used correctly.

## 2.9.19 10819

---

### invalid IP mask "@1@": @2@

[Description]

An error occurred during execution of the application or command.

[System Processing]

Processing will be aborted.

[Action]

Check the message text and confirm that the application is written correctly and the command is being used correctly.

## 2.9.20 10820

---

### IP address and mask do not match

[Description]

An error occurred during execution of the application or command.

[System Processing]

Processing will be aborted.

[Action]

Check the message text and confirm that the application is written correctly and the command is being used correctly.

## 2.9.21 10821

---

### end-of-line before authentication method

[Description]

An error occurred during execution of the application or command.

[System Processing]

Processing will be aborted.

[Action]

Check the message text and confirm that the application is written correctly and the command is being used correctly.

## 2.9.22 10822

---

### invalid authentication method "@1@"

[Description]

An error occurred during execution of the application or command.

[System Processing]

Processing will be aborted.

[Action]

Check the message text and confirm that the application is written correctly and the command is being used correctly.

## 2.9.23 10823

---

### invalid authentication method "@1@" : not supported by this build

[Description]

An unexpected error occurred.

[System Processing]

Processing will be aborted.

[Action]

Contact Fujitsu technical support.

## 2.9.24 10825

---

### gssapi authentication is not supported on local sockets

[Description]

An error occurred during execution of the application or command.

[System Processing]

Processing will be aborted.

[Action]

Check the message text and confirm that the application is written correctly and the command is being used correctly.

## 2.9.25 10826

---

### peer authentication is only supported on local sockets

[Description]

An error occurred during execution of the application or command.

[System Processing]

Processing will be aborted.

[Action]

Check the message text and confirm that the application is written correctly and the command is being used correctly.

## 2.9.26 10827

---

### cert authentication is only supported on hostssl connections

[Description]

An error occurred during execution of the application or command.

[System Processing]

Processing will be aborted.

[Action]

Check the message text and confirm that the application is written correctly and the command is being used correctly.

## 2.9.27 10828

---

### authentication option not in name=value format: @1@

[Description]

An error occurred during execution of the application or command.

[System Processing]

Processing will be aborted.

[Action]

Check the message text and confirm that the application is written correctly and the command is being used correctly.

## 2.9.28 10829

---

### clientcert can only be configured for "hostssl" rows

[Description]

An error occurred during execution of the application or command.

[System Processing]

Processing will be aborted.

[Action]

Check the message text and confirm that the application is written correctly and the command is being used correctly.

## 2.9.29 10830

---

### client certificates can only be checked if a root certificate store is available

[Description]

The application or command terminated normally, but a warning was output.

[System Processing]

Processing will continue.

[Action]

Check the message text and confirm that the issue does not affect the expected outcome.

## 2.9.30 10831

---

---

### clientcert can not be set to "no-verify" when using "cert" authentication

[Description]

An error occurred during execution of the application or command.

[System Processing]

Processing will be aborted.

[Action]

Check the message text and confirm that the application is written correctly and the command is being used correctly.

---

## 2.9.31 10832

---

### invalid LDAP port number: "@1@"

[Description]

An error occurred during execution of the application or command.

[System Processing]

Processing will be aborted.

[Action]

Check the message text and confirm that the application is written correctly and the command is being used correctly.

---

## 2.9.32 10833

---

### invalid RADIUS port number: "@1@"

[Description]

An error occurred during execution of the application or command.

[System Processing]

Processing will be aborted.

[Action]

Check the message text and confirm that the application is written correctly and the command is being used correctly.

---

## 2.9.33 10834

---

### unrecognized authentication option name: "@1@"

[Description]

An error occurred during execution of the application or command.

[System Processing]

Processing will be aborted.

[Action]

Check the message text and confirm that the application is written correctly and the command is being used correctly.

---

## 2.9.34 10835

---

### cannot use Idapbasedn, Idapbinddn, Idapbindpasswd, Idapsearchattribute, or Idapurl together with Idapprefix

[Description]

An error occurred during execution of the application or command.

[System Processing]

Processing will be aborted.

[Action]

Check the message text and confirm that the application is written correctly and the command is being used correctly.

## 2.9.35 10836

---

### authentication method "ldap" requires argument "ldapbasedn", "ldapprefix", or "ldapsuffix" to be set

[Description]

An error occurred during execution of the application or command.

[System Processing]

Processing will be aborted.

[Action]

Check the message text and confirm that the application is written correctly and the command is being used correctly.

## 2.9.36 10837

---

### could not open configuration file "@1@": @2@

[Description]

An error occurred during I/O processing in the database server.

[System Processing]

Processing will be aborted.

[Action]

To investigate the cause of the occurrence from the message, and remove cause.

## 2.9.37 10838

---

### invalid regular expression "@1@": @2@

[Description]

An error occurred during execution of the application or command.

[System Processing]

Processing will be aborted.

[Action]

Check the message text and confirm that the application is written correctly and the command is being used correctly.

## 2.9.38 10839

---

### regular expression match for "@1@" failed: @2@

[Description]

An error occurred during execution of the application or command.

[System Processing]

Processing will be aborted.

[Action]

Check the message text and confirm that the application is written correctly and the command is being used correctly.

## 2.9.39 10840

---

**regular expression "@1@" has no subexpressions as requested by backreference in "@2@"**

[Description]

An error occurred during execution of the application or command.

[System Processing]

Processing will be aborted.

[Action]

Check the message text and confirm that the application is written correctly and the command is being used correctly.

## 2.9.40 10841

---

**missing entry in file "@1@" at end of line @2@**

[Description]

An error occurred during execution of the application or command.

[System Processing]

Processing will be aborted.

[Action]

Check the message text and confirm that the application is written correctly and the command is being used correctly.

## 2.9.41 10842

---

**provided user name (@1@) and authenticated user name (@2@) do not match**

[Description]

An error occurred during execution of the application or command.

[System Processing]

Processing will be aborted.

[Action]

Check the message text and confirm that the application is written correctly and the command is being used correctly.

## 2.9.42 10843

---

**no match in usermap "@1@" for user "@2@" authenticated as "@3@"**

[Description]

An error occurred during execution of the application or command.

[System Processing]

Processing will be aborted.

[Action]

Check the message text and confirm that the application is written correctly and the command is being used correctly.

## 2.9.43 10844

---

### could not open server file "@1@": @2@

[Description]

An error occurred during I/O processing in the database server.

[System Processing]

Processing will be aborted.

[Action]

To investigate the cause of the occurrence from the message, and remove cause.

## 2.9.44 10845

---

### invalid large-object descriptor: @1@

[Description]

An error occurred during execution of the application or command.

[System Processing]

Processing will be aborted.

[Action]

Check the message text and confirm that the application is written correctly and the command is being used correctly.

## 2.9.45 10846

---

### permission denied for large object @1@

[Description]

An error occurred during execution of the application or command.

[System Processing]

Processing will be aborted.

[Action]

Check the message text and confirm that the application is written correctly and the command is being used correctly.

## 2.9.46 10847

---

### large object descriptor @1@ was not opened for writing

[Description]

An error occurred during execution of the application or command.

[System Processing]

Processing will be aborted.

[Action]

Check the message text and confirm that the application is written correctly and the command is being used correctly.

## 2.9.47 10848

---

### must be owner of large object @1@

#### [Description]

An error occurred during execution of the application or command.

#### [System Processing]

Processing will be aborted.

#### [Action]

Check the message text and confirm that the application is written correctly and the command is being used correctly.

## 2.9.48 10849

---

### must be superuser to use server-side lo\_import()

#### [Description]

An error occurred during execution of the application or command.

#### [System Processing]

Processing will be aborted.

#### [Action]

Check the message text and confirm that the application is written correctly and the command is being used correctly.

## 2.9.49 10850

---

### could not read server file "@1@": @2@

#### [Description]

An error occurred during I/O processing in the database server.

#### [System Processing]

Processing will be aborted.

#### [Action]

To investigate the cause of the occurrence from the message, and remove cause.

## 2.9.50 10851

---

### could not create server file "@1@": @2@

#### [Description]

An error occurred during I/O processing in the database server.

#### [System Processing]

Processing will be aborted.

#### [Action]

To investigate the cause of the occurrence from the message, and remove cause.

## 2.9.51 10852

---



---

### must be superuser to use server-side lo\_export()

[Description]

An error occurred during execution of the application or command.

[System Processing]

Processing will be aborted.

[Action]

Check the message text and confirm that the application is written correctly and the command is being used correctly.

---

## 2.9.52 10853

---

### could not write server file "@1@": @2@

[Description]

There was insufficient free space in the disk of the database server during execution of the application.

[System Processing]

Processing will be aborted.

[Action]

Delete user data stored in the database server to free up space on the disk.

---

## 2.9.53 10854

---

### could not write file "@1@": @2@

[Description]

There was insufficient free space in the disk of the database server during execution of the application.

[System Processing]

Processing will be aborted.

[Action]

Delete user data stored in the database server to free up space on the disk.

---

## 2.9.54 10855

---

### no data left in message

[Description]

An error occurred during communication between the application and the database server.

[System Processing]

Processing will be aborted.

[Action]

Check if there are any problems in the network, eliminate the cause of any error and re-execute the command.

---

## 2.9.55 10856

---

### insufficient data left in message

[Description]

An error occurred during execution of the application or command.

[System Processing]

Processing will be aborted.

[Action]

Check the message text and confirm that the application is written correctly and the command is being used correctly.

## 2.9.56 10857

---

### invalid string in message

[Description]

An error occurred during communication between the application and the database server.

[System Processing]

Processing will be aborted.

[Action]

Check if there are any problems in the network, eliminate the cause of any error and re-execute the command.

## 2.9.57 10858

---

### invalid message format

[Description]

An error occurred during communication between the application and the database server.

[System Processing]

Processing will be aborted.

[Action]

Check if there are any problems in the network, eliminate the cause of any error and re-execute the command.

## 2.9.58 10859

---

### "@1@" is not a sequence

[Description]

An error occurred during execution of the application or command.

[System Processing]

Processing will be aborted.

[Action]

Check the message text and confirm that the application is written correctly and the command is being used correctly.

## 2.9.59 10861

---

### cannot drop @1@ because it is required by the database system

[Description]

An error occurred during execution of the application or command.

[System Processing]

Processing will be aborted.

[Action]

Check the message text and confirm that the application is written correctly and the command is being used correctly.

---

## 2.9.60 10862

---

**role @1@ was concurrently dropped**

[Description]

An error occurred during execution of the application or command.

[System Processing]

Processing will be aborted.

[Action]

Check the message text and confirm that the application is written correctly and the command is being used correctly.

---

## 2.9.61 10863

---

**tablespace @1@ was concurrently dropped**

[Description]

An error occurred during execution of the application or command.

[System Processing]

Processing will be aborted.

[Action]

Check the message text and confirm that the application is written correctly and the command is being used correctly.

---

## 2.9.62 10864

---

**database @1@ was concurrently dropped**

[Description]

An error occurred during execution of the application or command.

[System Processing]

Processing will be aborted.

[Action]

Check the message text and confirm that the application is written correctly and the command is being used correctly.

---

## 2.9.63 10865

---

**cannot drop objects owned by @1@ because they are required by the database system**

[Description]

An error occurred during execution of the application or command.

[System Processing]

Processing will be aborted.

[Action]

Check the message text and confirm that the application is written correctly and the command is being used correctly.

## 2.9.64 10866

---

### permission denied to create "@1@.@2@"

[Description]

An error occurred during execution of the application or command.

[System Processing]

Processing will be aborted.

[Action]

Check the message text and confirm that the application is written correctly and the command is being used correctly.

## 2.9.65 10867

---

### joins can have at most @1@ columns

[Description]

An error occurred during execution of the application or command.

[System Processing]

Processing will be aborted.

[Action]

Check the message text and confirm that the application is written correctly and the command is being used correctly.

## 2.9.66 10868

---

### column name "@1@" conflicts with a system column name

[Description]

An error occurred during execution of the application or command.

[System Processing]

Processing will be aborted.

[Action]

Check the message text and confirm that the application is written correctly and the command is being used correctly.

## 2.9.67 10869

---

### column "@1@" specified more than once

[Description]

An error occurred during execution of the application or command.

[System Processing]

Processing will be aborted.

[Action]

Check the message text and confirm that the application is written correctly and the command is being used correctly.

## 2.9.68 10871

---

### column "@1@" has pseudo-type @2@

[Description]

An error occurred during execution of the application or command.

[System Processing]

Processing will be aborted.

[Action]

Check the message text and confirm that the application is written correctly and the command is being used correctly.

## 2.9.69 10872

---

### composite type @1@ cannot be made a member of itself

[Description]

An error occurred during execution of the application or command.

[System Processing]

Processing will be aborted.

[Action]

Check the message text and confirm that the application is written correctly and the command is being used correctly.

## 2.9.70 10873

---

### no collation was derived for column "@1@" with collatable type @2@

[Description]

An error occurred during execution of the application or command.

[System Processing]

Processing will be aborted.

[Action]

Check the message text and confirm that the application is written correctly and the command is being used correctly.

## 2.9.71 10874

---

### relation "@1@" already exists

[Description]

An error occurred during execution of the application or command.

[System Processing]

Processing will be aborted.

[Action]

Check the message text and confirm that the application is written correctly and the command is being used correctly.

## 2.9.72 10875

---

---

### **type "@1@" already exists**

[Description]

An error occurred during execution of the application or command.

[System Processing]

Processing will be aborted.

[Action]

Check the message text and confirm that the application is written correctly and the command is being used correctly.

---

## **2.9.73 10876**

---

### **check constraint "@1@" already exists**

[Description]

An error occurred during execution of the application or command.

[System Processing]

Processing will be aborted.

[Action]

Check the message text and confirm that the application is written correctly and the command is being used correctly.

---

## **2.9.74 10877**

---

### **constraint "@1@" for relation "@2@" already exists**

[Description]

An error occurred during execution of the application or command.

[System Processing]

Processing will be aborted.

[Action]

Check the message text and confirm that the application is written correctly and the command is being used correctly.

---

## **2.9.75 10878**

---

### **merging constraint "@1@" with inherited definition**

[Description]

Terminated normally.

[System Processing]

Continues processing.

[Action]

No action required.

---

## **2.9.76 10879**

---

### **generation expression is not immutable**

[Description]

An error occurred during execution of the application or command.

[System Processing]

Processing will be aborted.

[Action]

Check the message text and confirm that the application is written correctly and the command is being used correctly.

---

## 2.9.77 10881

---

### cannot use subquery in DEFAULT expression

[Description]

An error occurred during execution of the application or command.

[System Processing]

Processing will be aborted.

[Action]

Check the message text and confirm that the application is written correctly and the command is being used correctly.

---

## 2.9.78 10882

---

### aggregate functions are not allowed in index expressions

[Description]

An error occurred during execution of the application or command.

[System Processing]

Processing will be aborted.

[Action]

Check the message text and confirm that the application is written correctly and the command is being used correctly.

---

## 2.9.79 10883

---

### aggregate functions are not allowed in transform expressions

[Description]

An error occurred during execution of the application or command.

[System Processing]

Processing will be aborted.

[Action]

Check the message text and confirm that the application is written correctly and the command is being used correctly.

---

## 2.9.80 10884

---

### subfield "@1@" is of type @2@ but expression is of type @3@

[Description]

An error occurred during execution of the application or command.

[System Processing]

Processing will be aborted.

[Action]

Check the message text and confirm that the application is written correctly and the command is being used correctly.

## 2.9.81 10885

---

**only table "@1@" can be referenced in check constraint**

[Description]

An error occurred during execution of the application or command.

[System Processing]

Processing will be aborted.

[Action]

Check the message text and confirm that the application is written correctly and the command is being used correctly.

## 2.9.82 10886

---

**cannot use subquery in check constraint**

[Description]

An error occurred during execution of the application or command.

[System Processing]

Processing will be aborted.

[Action]

Check the message text and confirm that the application is written correctly and the command is being used correctly.

## 2.9.83 10887

---

**aggregate functions are not allowed in check constraints**

[Description]

An error occurred during execution of the application or command.

[System Processing]

Processing will be aborted.

[Action]

Check the message text and confirm that the application is written correctly and the command is being used correctly.

## 2.9.84 10888

---

**window functions are not allowed in check constraints**

[Description]

An error occurred during execution of the application or command.

[System Processing]

Processing will be aborted.



[Action]

Check the message text and confirm that the application is written correctly and the command is being used correctly.

## 2.9.85 10889

---

### unsupported ON COMMIT and foreign key combination

[Description]

An error occurred during execution of the application or command.

[System Processing]

Processing will be aborted.

[Action]

Check the message text and confirm that the application is written correctly and the command is being used correctly.

## 2.9.86 10890

---

### cannot truncate a table referenced in a foreign key constraint

[Description]

An error occurred during execution of the application or command.

[System Processing]

Processing will be aborted.

[Action]

Check the message text and confirm that the application is written correctly and the command is being used correctly.

## 2.9.87 10891

---

### invalid type internal size @1@

[Description]

An error occurred during execution of the application or command.

[System Processing]

Processing will be aborted.

[Action]

Check the message text and confirm that the application is written correctly and the command is being used correctly.

## 2.9.88 10892

---

### alignment "@1@" is invalid for passed-by-value type of size @2@

[Description]

An error occurred during execution of the application or command.

[System Processing]

Processing will be aborted.

[Action]

Check the message text and confirm that the application is written correctly and the command is being used correctly.

## 2.9.89 10893

---

### internal size "@1@" is invalid for passed-by-value type

[Description]

An error occurred during execution of the application or command.

[System Processing]

Processing will be aborted.

[Action]

Check the message text and confirm that the application is written correctly and the command is being used correctly.

## 2.9.90 10894

---

### alignment "@1@" is invalid for variable-length type

[Description]

An error occurred during execution of the application or command.

[System Processing]

Processing will be aborted.

[Action]

Check the message text and confirm that the application is written correctly and the command is being used correctly.

## 2.9.91 10895

---

### fixed-size types must have storage PLAIN

[Description]

An error occurred during execution of the application or command.

[System Processing]

Processing will be aborted.

[Action]

Check the message text and confirm that the application is written correctly and the command is being used correctly.

## 2.9.92 10896

---

### could not form array type name for type "@1@"

[Description]

An error occurred during execution of the application or command.

[System Processing]

Processing will be aborted.

[Action]

Check the message text and confirm that the application is written correctly and the command is being used correctly.

## 2.9.93 10897

---

---

### cannot determine transition data type

[Description]

An error occurred during execution of the application or command.

[System Processing]

Processing will be aborted.

[Action]

Check the message text and confirm that the application is written correctly and the command is being used correctly.

---

## 2.9.94 10898

---

### return type of transition function @1@ is not @2@

[Description]

An error occurred during execution of the application or command.

[System Processing]

Processing will be aborted.

[Action]

Check the message text and confirm that the application is written correctly and the command is being used correctly.

---

## 2.9.95 10899

---

### must not omit initial value when transition function is strict and transition type is not compatible with input type

[Description]

An error occurred during execution of the application or command.

[System Processing]

Processing will be aborted.

[Action]

Check the message text and confirm that the application is written correctly and the command is being used correctly.

---

## 2.10 Message Numbers Beginning with 10900

---

### 2.10.1 10900

---

#### cannot determine result data type

[Description]

An error occurred during execution of the application or command.

[System Processing]

Processing will be aborted.

[Action]

Check the message text and confirm that the application is written correctly and the command is being used correctly.

## 2.10.2 10901

---

### unsafe use of pseudo-type "internal"

[Description]

An error occurred during execution of the application or command.

[System Processing]

Processing will be aborted.

[Action]

Check the message text and confirm that the application is written correctly and the command is being used correctly.

## 2.10.3 10902

---

### sort operator can only be specified for single-argument aggregates

[Description]

An error occurred during execution of the application or command.

[System Processing]

Processing will be aborted.

[Action]

Check the message text and confirm that the application is written correctly and the command is being used correctly.

## 2.10.4 10903

---

### function @1@ returns a set

[Description]

An error occurred during execution of the application or command.

[System Processing]

Processing will be aborted.

[Action]

Check the message text and confirm that the application is written correctly and the command is being used correctly.

## 2.10.5 10904

---

### function @1@ requires run-time type coercion

[Description]

An error occurred during execution of the application or command.

[System Processing]

Processing will be aborted.

[Action]

Check the message text and confirm that the application is written correctly and the command is being used correctly.

## 2.10.6 10905

---

---

### large object @1@ does not exist

[Description]

An error occurred during execution of the application or command.

[System Processing]

Processing will be aborted.

[Action]

Check the message text and confirm that the application is written correctly and the command is being used correctly.

---

## 2.10.7 10906

---

### primary keys cannot be expressions

[Description]

An error occurred during execution of the application or command.

[System Processing]

Processing will be aborted.

[Action]

Check the message text and confirm that the application is written correctly and the command is being used correctly.

---

## 2.10.8 10907

---

### user-defined indexes on system catalog tables are not supported

[Description]

An error occurred during execution of the application or command.

[System Processing]

Processing will be aborted.

[Action]

Check the message text and confirm that the application is written correctly and the command is being used correctly.

---

## 2.10.9 10908

---

### concurrent index creation on system catalog tables is not supported

[Description]

An error occurred during execution of the application or command.

[System Processing]

Processing will be aborted.

[Action]

Check the message text and confirm that the application is written correctly and the command is being used correctly.

---

## 2.10.10 10909

---

### shared indexes cannot be created after initdb

[Description]

An error occurred during execution of the application or command.

[System Processing]

Processing will be aborted.

[Action]

Check the message text and confirm that the application is written correctly and the command is being used correctly.

## 2.10.11 10910

---

### building index "@1@" on table "@2@"

[Description]

Terminated normally.

[System Processing]

Continues processing.

[Action]

No action required.

## 2.10.12 10911

---

### cannot reindex temporary tables of other sessions

[Description]

An error occurred during execution of the application or command.

[System Processing]

Processing will be aborted.

[Action]

Check the message text and confirm that the application is written correctly and the command is being used correctly.

## 2.10.13 10912

---

### invalid enum label "@1@"

[Description]

An error occurred during execution of the application or command.

[System Processing]

Processing will be aborted.

[Action]

Check the message text and confirm that the application is written correctly and the command is being used correctly.

## 2.10.14 10913

---

### "@1@" is not an existing enum label

[Description]

An error occurred during execution of the application or command.

[System Processing]

Processing will be aborted.

[Action]

Check the message text and confirm that the application is written correctly and the command is being used correctly.

## 2.10.15 10914

---

### **ALTER TYPE ADD BEFORE/AFTER is incompatible with binary upgrade**

[Description]

An error occurred during execution of the application or command.

[System Processing]

Processing will be aborted.

[Action]

Check the message text and confirm that the application is written correctly and the command is being used correctly.

## 2.10.16 10915

---

### **"@1@" is already an attribute of type @2@**

[Description]

An error occurred during execution of the application or command.

[System Processing]

Processing will be aborted.

[Action]

Check the message text and confirm that the application is written correctly and the command is being used correctly.

## 2.10.17 10916

---

### **function "@1@" already exists with same argument types**

[Description]

An error occurred during execution of the application or command.

[System Processing]

Processing will be aborted.

[Action]

Check the message text and confirm that the application is written correctly and the command is being used correctly.

## 2.10.18 10917

---

### **cannot change return type of existing function**

[Description]

An error occurred during execution of the application or command.

[System Processing]

Processing will be aborted.

[Action]

Check the message text and confirm that the application is written correctly and the command is being used correctly.

## 2.10.19 10918

---

### cannot change name of input parameter "@1@"

[Description]

An error occurred during execution of the application or command.

[System Processing]

Processing will be aborted.

[Action]

Check the message text and confirm that the application is written correctly and the command is being used correctly.

## 2.10.20 10919

---

### cannot remove parameter defaults from existing function

[Description]

An error occurred during execution of the application or command.

[System Processing]

Processing will be aborted.

[Action]

Check the message text and confirm that the application is written correctly and the command is being used correctly.

## 2.10.21 10920

---

### cannot change data type of existing parameter default value

[Description]

An error occurred during execution of the application or command.

[System Processing]

Processing will be aborted.

[Action]

Check the message text and confirm that the application is written correctly and the command is being used correctly.

## 2.10.22 10921

---

### function "@1@" is not an aggregate function

[Description]

An error occurred during execution of the application or command.

[System Processing]

Processing will be aborted.

[Action]

Check the message text and confirm that the application is written correctly and the command is being used correctly.



## 2.10.23 10922

---

### "@1@" is an aggregate function

#### [Description]

An error occurred during execution of the application or command.

#### [System Processing]

Processing will be aborted.

#### [Action]

Check the message text and confirm that the application is written correctly and the command is being used correctly.

## 2.10.24 10923

---

### function "@1@" is a window function

#### [Description]

An error occurred during execution of the application or command.

#### [System Processing]

Processing will be aborted.

#### [Action]

Check the message text and confirm that the application is written correctly and the command is being used correctly.

## 2.10.25 10924

---

### function "@1@" is not a window function

#### [Description]

An error occurred during execution of the application or command.

#### [System Processing]

Processing will be aborted.

#### [Action]

Check the message text and confirm that the application is written correctly and the command is being used correctly.

## 2.10.26 10925

---

### there is no built-in function named "@1@"

#### [Description]

An error occurred during execution of the application or command.

#### [System Processing]

Processing will be aborted.

#### [Action]

Check the message text and confirm that the application is written correctly and the command is being used correctly.

## 2.10.27 10926

---

---

### SQL functions cannot return type @1@

[Description]

An error occurred during execution of the application or command.

[System Processing]

Processing will be aborted.

[Action]

Check the message text and confirm that the application is written correctly and the command is being used correctly.

---

## 2.10.28 10927

---

### SQL functions cannot have arguments of type @1@

[Description]

An error occurred during execution of the application or command.

[System Processing]

Processing will be aborted.

[Action]

Check the message text and confirm that the application is written correctly and the command is being used correctly.

---

## 2.10.29 10928

---

### invalid fork name

[Description]

An error occurred during execution of the application or command.

[System Processing]

Processing will be aborted.

[Action]

Check the message text and confirm that the application is written correctly and the command is being used correctly.

---

## 2.10.30 10929

---

### cannot drop @1@ because @2@ requires it

[Description]

An error occurred during execution of the application or command.

[System Processing]

Processing will be aborted.

[Action]

Check the message text and confirm that the application is written correctly and the command is being used correctly.

---

## 2.10.31 10930

---

### drop auto-cascades to @1@

[Description]

Terminated normally.

[System Processing]

Continues processing.

[Action]

No action required.

## 2.10.32 10931

---

### cannot drop @1@ because other objects depend on it

[Description]

An error occurred during execution of the application or command.

[System Processing]

Processing will be aborted.

[Action]

Check the message text and confirm that the application is written correctly and the command is being used correctly.

## 2.10.33 10932

---

### cannot drop desired object(s) because other objects depend on them

[Description]

An error occurred during execution of the application or command.

[System Processing]

Processing will be aborted.

[Action]

Check the message text and confirm that the application is written correctly and the command is being used correctly.

## 2.10.34 10934

---

### constraint "@1@" for domain @2@ already exists

[Description]

An error occurred during execution of the application or command.

[System Processing]

Processing will be aborted.

[Action]

Check the message text and confirm that the application is written correctly and the command is being used correctly.

## 2.10.35 10935

---

### table "@1@" has multiple constraints named "@2@"

[Description]

An error occurred during execution of the application or command.

[System Processing]

Processing will be aborted.

[Action]

Check the message text and confirm that the application is written correctly and the command is being used correctly.

## 2.10.36 10936

---

**constraint "@1@" for table "@2@" does not exist**

[Description]

An error occurred during execution of the application or command.

[System Processing]

Processing will be aborted.

[Action]

Check the message text and confirm that the application is written correctly and the command is being used correctly.

## 2.10.37 10937

---

**grant options can only be granted to roles**

[Description]

An error occurred during execution of the application or command.

[System Processing]

Processing will be aborted.

[Action]

Check the message text and confirm that the application is written correctly and the command is being used correctly.

## 2.10.38 10938

---

**no privileges were granted for column "@1@" of relation "@2@"**

[Description]

The application or command terminated normally, but a warning was output.

[System Processing]

Processing will continue.

[Action]

Check the message text and confirm that the issue does not affect the expected outcome.

## 2.10.39 10939

---

**no privileges were granted for "@1@"**

[Description]

The application or command terminated normally, but a warning was output.

[System Processing]

Processing will continue.

[Action]

Check the message text and confirm that the issue does not affect the expected outcome.

## 2.10.40 10940

---

### not all privileges were granted for column "@1@" of relation "@2@"

[Description]

The application or command terminated normally, but a warning was output.

[System Processing]

Processing will continue.

[Action]

Check the message text and confirm that the issue does not affect the expected outcome.

## 2.10.41 10941

---

### not all privileges were granted for "@1@"

[Description]

The application or command terminated normally, but a warning was output.

[System Processing]

Processing will continue.

[Action]

Check the message text and confirm that the issue does not affect the expected outcome.

## 2.10.42 10942

---

### no privileges could be revoked for column "@1@" of relation "@2@"

[Description]

The application or command terminated normally, but a warning was output.

[System Processing]

Processing will continue.

[Action]

Check the message text and confirm that the issue does not affect the expected outcome.

## 2.10.43 10943

---

### no privileges could be revoked for "@1@"

[Description]

The application or command terminated normally, but a warning was output.

[System Processing]

Processing will continue.

[Action]

Check the message text and confirm that the issue does not affect the expected outcome.

## 2.10.44 10944

---

### not all privileges could be revoked for column "@1@" of relation "@2@"

[Description]

The application or command terminated normally, but a warning was output.

[System Processing]

Processing will continue.

[Action]

Check the message text and confirm that the issue does not affect the expected outcome.

## 2.10.45 10945

---

### not all privileges could be revoked for "@1@"

[Description]

The application or command terminated normally, but a warning was output.

[System Processing]

Processing will continue.

[Action]

Check the message text and confirm that the issue does not affect the expected outcome.

## 2.10.46 10946

---

### invalid privilege type @1@ for relation

[Description]

An error occurred during execution of the application or command.

[System Processing]

Processing will be aborted.

[Action]

Check the message text and confirm that the application is written correctly and the command is being used correctly.

## 2.10.47 10947

---

### invalid privilege type @1@ for sequence

[Description]

An error occurred during execution of the application or command.

[System Processing]

Processing will be aborted.

[Action]

Check the message text and confirm that the application is written correctly and the command is being used correctly.

## 2.10.48 10948

---

---

### invalid privilege type @1@ for database

[Description]

An error occurred during execution of the application or command.

[System Processing]

Processing will be aborted.

[Action]

Check the message text and confirm that the application is written correctly and the command is being used correctly.

---

## 2.10.49 10949

---

### invalid privilege type @1@ for domain

[Description]

An error occurred during execution of the application or command.

[System Processing]

Processing will be aborted.

[Action]

Check the message text and confirm that the application is written correctly and the command is being used correctly.

---

## 2.10.50 10950

---

### invalid privilege type @1@ for function

[Description]

An error occurred during execution of the application or command.

[System Processing]

Processing will be aborted.

[Action]

Check the message text and confirm that the application is written correctly and the command is being used correctly.

---

## 2.10.51 10951

---

### invalid privilege type @1@ for large object

[Description]

An error occurred during execution of the application or command.

[System Processing]

Processing will be aborted.

[Action]

Check the message text and confirm that the application is written correctly and the command is being used correctly.

---

## 2.10.52 10952

---

### invalid privilege type @1@ for language

[Description]

An error occurred during execution of the application or command.

[System Processing]

Processing will be aborted.

[Action]

Check the message text and confirm that the application is written correctly and the command is being used correctly.

## 2.10.53 10953

---

### invalid privilege type @1@ for schema

[Description]

An error occurred during execution of the application or command.

[System Processing]

Processing will be aborted.

[Action]

Check the message text and confirm that the application is written correctly and the command is being used correctly.

## 2.10.54 10954

---

### invalid privilege type @1@ for foreign-data wrapper

[Description]

An error occurred during execution of the application or command.

[System Processing]

Processing will be aborted.

[Action]

Check the message text and confirm that the application is written correctly and the command is being used correctly.

## 2.10.55 10955

---

### invalid privilege type @1@ for foreign server

[Description]

An error occurred during execution of the application or command.

[System Processing]

Processing will be aborted.

[Action]

Check the message text and confirm that the application is written correctly and the command is being used correctly.

## 2.10.56 10956

---

### column privileges are only valid for relations

[Description]

An error occurred during execution of the application or command.



[System Processing]

Processing will be aborted.

[Action]

Check the message text and confirm that the application is written correctly and the command is being used correctly.

## 2.10.57 10957

---

### conflicting or redundant options

[Description]

An error occurred during execution of the application or command.

[System Processing]

Processing will be aborted.

[Action]

Check the message text and confirm that the application is written correctly and the command is being used correctly.

## 2.10.58 10958

---

### default privileges cannot be set for columns

[Description]

An error occurred during execution of the application or command.

[System Processing]

Processing will be aborted.

[Action]

Check the message text and confirm that the application is written correctly and the command is being used correctly.

## 2.10.59 10959

---

### "@1@" is not a domain

[Description]

An error occurred during execution of the application or command.

[System Processing]

Processing will be aborted.

[Action]

Check the message text and confirm that the application is written correctly and the command is being used correctly.

## 2.10.60 10960

---

### sequence "@1@" only supports USAGE, SELECT, and UPDATE privileges

[Description]

The application or command terminated normally, but a warning was output.

[System Processing]

Processing will continue.

[Action]

Check the message text and confirm that the issue does not affect the expected outcome.

## 2.10.61 10961

---

### invalid privilege type @1@ for table

[Description]

An error occurred during execution of the application or command.

[System Processing]

Processing will be aborted.

[Action]

Check the message text and confirm that the application is written correctly and the command is being used correctly.

## 2.10.62 10962

---

### invalid privilege type @1@ for tablespace

[Description]

An error occurred during execution of the application or command.

[System Processing]

Processing will be aborted.

[Action]

Check the message text and confirm that the application is written correctly and the command is being used correctly.

## 2.10.63 10963

---

### sequence "@1@" only supports SELECT column privileges

[Description]

The application or command terminated normally, but a warning was output.

[System Processing]

Processing will continue.

[Action]

Check the message text and confirm that the issue does not affect the expected outcome.

## 2.10.64 10964

---

### language "@1@" is not trusted

[Description]

An error occurred during execution of the application or command.

[System Processing]

Processing will be aborted.

[Action]

Check the message text and confirm that the application is written correctly and the command is being used correctly.

## 2.10.65 10965

---

### unrecognized privilege type "@1@"

[Description]

An error occurred during execution of the application or command.

[System Processing]

Processing will be aborted.

[Action]

Check the message text and confirm that the application is written correctly and the command is being used correctly.

## 2.10.66 10966

---

### permission denied for column @1@

[Description]

An error occurred during execution of the application or command.

[System Processing]

Processing will be aborted.

[Action]

Check the message text and confirm that the application is written correctly and the command is being used correctly.

## 2.10.67 10967

---

### permission denied for relation @1@

[Description]

An error occurred during execution of the application or command.

[System Processing]

Processing will be aborted.

[Action]

Check the message text and confirm that the application is written correctly and the command is being used correctly.

## 2.10.68 10968

---

### permission denied for sequence @1@

[Description]

An error occurred during execution of the application or command.

[System Processing]

Processing will be aborted.

[Action]

Check the message text and confirm that the application is written correctly and the command is being used correctly.

## 2.10.69 10969

---

---

### permission denied for database @1@

[Description]

An error occurred during execution of the application or command.

[System Processing]

Processing will be aborted.

[Action]

Check the message text and confirm that the application is written correctly and the command is being used correctly.

---

## 2.10.70 10970

---

### permission denied for function @1@

[Description]

An error occurred during execution of the application or command.

[System Processing]

Processing will be aborted.

[Action]

Check the message text and confirm that the application is written correctly and the command is being used correctly.

---

## 2.10.71 10971

---

### permission denied for operator @1@

[Description]

An error occurred during execution of the application or command.

[System Processing]

Processing will be aborted.

[Action]

Check the message text and confirm that the application is written correctly and the command is being used correctly.

---

## 2.10.72 10972

---

### permission denied for type @1@

[Description]

An error occurred during execution of the application or command.

[System Processing]

Processing will be aborted.

[Action]

Check the message text and confirm that the application is written correctly and the command is being used correctly.

---

## 2.10.73 10973

---

### permission denied for language @1@

[Description]

An error occurred during execution of the application or command.

[System Processing]

Processing will be aborted.

[Action]

Check the message text and confirm that the application is written correctly and the command is being used correctly.

## 2.10.74 10974

---

### permission denied for large object @1@

[Description]

An error occurred during execution of the application or command.

[System Processing]

Processing will be aborted.

[Action]

Check the message text and confirm that the application is written correctly and the command is being used correctly.

## 2.10.75 10975

---

### permission denied for schema @1@

[Description]

An error occurred during execution of the application or command.

[System Processing]

Processing will be aborted.

[Action]

Check the message text and confirm that the application is written correctly and the command is being used correctly.

## 2.10.76 10976

---

### permission denied for operator class @1@

[Description]

An error occurred during execution of the application or command.

[System Processing]

Processing will be aborted.

[Action]

Check the message text and confirm that the application is written correctly and the command is being used correctly.

## 2.10.77 10977

---

### permission denied for operator family @1@

[Description]

An error occurred during execution of the application or command.

[System Processing]

Processing will be aborted.

[Action]

Check the message text and confirm that the application is written correctly and the command is being used correctly.

## 2.10.78 10978

---

**permission denied for collation @1@**

[Description]

An error occurred during execution of the application or command.

[System Processing]

Processing will be aborted.

[Action]

Check the message text and confirm that the application is written correctly and the command is being used correctly.

## 2.10.79 10979

---

**permission denied for conversion @1@**

[Description]

An error occurred during execution of the application or command.

[System Processing]

Processing will be aborted.

[Action]

Check the message text and confirm that the application is written correctly and the command is being used correctly.

## 2.10.80 10980

---

**permission denied for tablespace @1@**

[Description]

An error occurred during execution of the application or command.

[System Processing]

Processing will be aborted.

[Action]

Check the message text and confirm that the application is written correctly and the command is being used correctly.

## 2.10.81 10981

---

**permission denied for text search dictionary @1@**

[Description]

An error occurred during execution of the application or command.

[System Processing]

Processing will be aborted.

[Action]

Check the message text and confirm that the application is written correctly and the command is being used correctly.

## 2.10.82 10982

---

### permission denied for text search configuration @1@

[Description]

An error occurred during execution of the application or command.

[System Processing]

Processing will be aborted.

[Action]

Check the message text and confirm that the application is written correctly and the command is being used correctly.

## 2.10.83 10983

---

### permission denied for foreign-data wrapper @1@

[Description]

An error occurred during execution of the application or command.

[System Processing]

Processing will be aborted.

[Action]

Check the message text and confirm that the application is written correctly and the command is being used correctly.

## 2.10.84 10984

---

### permission denied for foreign server @1@

[Description]

An error occurred during execution of the application or command.

[System Processing]

Processing will be aborted.

[Action]

Check the message text and confirm that the application is written correctly and the command is being used correctly.

## 2.10.85 10985

---

### permission denied for extension @1@

[Description]

An error occurred during execution of the application or command.

[System Processing]

Processing will be aborted.

[Action]

Check the message text and confirm that the application is written correctly and the command is being used correctly.

## 2.10.86 10986

---

### must be owner of relation @1@

#### [Description]

An error occurred during execution of the application or command.

#### [System Processing]

Processing will be aborted.

#### [Action]

Check the message text and confirm that the application is written correctly and the command is being used correctly.

## 2.10.87 10987

---

### must be owner of sequence @1@

#### [Description]

An error occurred during execution of the application or command.

#### [System Processing]

Processing will be aborted.

#### [Action]

Check the message text and confirm that the application is written correctly and the command is being used correctly.

## 2.10.88 10988

---

### must be owner of database @1@

#### [Description]

An error occurred during execution of the application or command.

#### [System Processing]

Processing will be aborted.

#### [Action]

Check the message text and confirm that the application is written correctly and the command is being used correctly.

## 2.10.89 10989

---

### must be owner of function @1@

#### [Description]

An error occurred during execution of the application or command.

#### [System Processing]

Processing will be aborted.

#### [Action]

Check the message text and confirm that the application is written correctly and the command is being used correctly.

## 2.10.90 10990

---



---

**must be owner of operator @1@****[Description]**

An error occurred during execution of the application or command.

**[System Processing]**

Processing will be aborted.

**[Action]**

Check the message text and confirm that the application is written correctly and the command is being used correctly.

---

**2.10.91 10991**

---

**must be owner of type @1@****[Description]**

An error occurred during execution of the application or command.

**[System Processing]**

Processing will be aborted.

**[Action]**

Check the message text and confirm that the application is written correctly and the command is being used correctly.

---

**2.10.92 10992**

---

**must be owner of language @1@****[Description]**

An error occurred during execution of the application or command.

**[System Processing]**

Processing will be aborted.

**[Action]**

Check the message text and confirm that the application is written correctly and the command is being used correctly.

---

**2.10.93 10993**

---

**must be owner of large object @1@****[Description]**

An error occurred during execution of the application or command.

**[System Processing]**

Processing will be aborted.

**[Action]**

Check the message text and confirm that the application is written correctly and the command is being used correctly.

---

**2.10.94 10994**

---

**must be owner of schema @1@**

[Description]

An error occurred during execution of the application or command.

[System Processing]

Processing will be aborted.

[Action]

Check the message text and confirm that the application is written correctly and the command is being used correctly.

## 2.10.95 10995

---

### must be owner of operator class @1@

[Description]

An error occurred during execution of the application or command.

[System Processing]

Processing will be aborted.

[Action]

Check the message text and confirm that the application is written correctly and the command is being used correctly.

## 2.10.96 10996

---

### must be owner of operator family @1@

[Description]

An error occurred during execution of the application or command.

[System Processing]

Processing will be aborted.

[Action]

Check the message text and confirm that the application is written correctly and the command is being used correctly.

## 2.10.97 10997

---

### must be owner of collation @1@

[Description]

An error occurred during execution of the application or command.

[System Processing]

Processing will be aborted.

[Action]

Check the message text and confirm that the application is written correctly and the command is being used correctly.

## 2.10.98 10998

---

### must be owner of conversion @1@

[Description]

An error occurred during execution of the application or command.

[System Processing]

Processing will be aborted.

[Action]

Check the message text and confirm that the application is written correctly and the command is being used correctly.

---

## 2.10.99 10999

---

**must be owner of tablespace @1@**

[Description]

An error occurred during execution of the application or command.

[System Processing]

Processing will be aborted.

[Action]

Check the message text and confirm that the application is written correctly and the command is being used correctly.

---

## 2.11 Message Numbers Beginning with 11000

---

### 2.11.1 11000

---

**must be owner of text search dictionary @1@**

[Description]

An error occurred during execution of the application or command.

[System Processing]

Processing will be aborted.

[Action]

Check the message text and confirm that the application is written correctly and the command is being used correctly.

### 2.11.2 11001

---

**must be owner of text search configuration @1@**

[Description]

An error occurred during execution of the application or command.

[System Processing]

Processing will be aborted.

[Action]

Check the message text and confirm that the application is written correctly and the command is being used correctly.

### 2.11.3 11002

---

**must be owner of foreign-data wrapper @1@**

[Description]

An error occurred during execution of the application or command.

[System Processing]

Processing will be aborted.

[Action]

Check the message text and confirm that the application is written correctly and the command is being used correctly.

## 2.11.4 11003

---

**must be owner of foreign server @1@**

[Description]

An error occurred during execution of the application or command.

[System Processing]

Processing will be aborted.

[Action]

Check the message text and confirm that the application is written correctly and the command is being used correctly.

## 2.11.5 11004

---

**must be owner of extension @1@**

[Description]

An error occurred during execution of the application or command.

[System Processing]

Processing will be aborted.

[Action]

Check the message text and confirm that the application is written correctly and the command is being used correctly.

## 2.11.6 11005

---

**permission denied for column "@1@" of relation "@2@"**

[Description]

An error occurred during execution of the application or command.

[System Processing]

Processing will be aborted.

[Action]

Check the message text and confirm that the application is written correctly and the command is being used correctly.

## 2.11.7 11007

---

**attribute @1@ of relation with OID @2@ does not exist**

[Description]

An error occurred during execution of the application or command.

[System Processing]

Processing will be aborted.

[Action]

Check the message text and confirm that the application is written correctly and the command is being used correctly.

## 2.11.8 11008

---

### relation with OID @1@ does not exist

[Description]

An error occurred during execution of the application or command.

[System Processing]

Processing will be aborted.

[Action]

Check the message text and confirm that the application is written correctly and the command is being used correctly.

## 2.11.9 11009

---

### database with OID @1@ does not exist

[Description]

An error occurred during execution of the application or command.

[System Processing]

Processing will be aborted.

[Action]

Check the message text and confirm that the application is written correctly and the command is being used correctly.

## 2.11.10 11010

---

### function with OID @1@ does not exist

[Description]

An error occurred during execution of the application or command.

[System Processing]

Processing will be aborted.

[Action]

Check the message text and confirm that the application is written correctly and the command is being used correctly.

## 2.11.11 11011

---

### language with OID @1@ does not exist

[Description]

An error occurred during execution of the application or command.

[System Processing]

Processing will be aborted.

[Action]

Check the message text and confirm that the application is written correctly and the command is being used correctly.

## 2.11.12 11012

---

### schema with OID @1@ does not exist

[Description]

An error occurred during execution of the application or command.

[System Processing]

Processing will be aborted.

[Action]

Check the message text and confirm that the application is written correctly and the command is being used correctly.

## 2.11.13 11013

---

### tablespace with OID @1@ does not exist

[Description]

An error occurred during execution of the application or command.

[System Processing]

Processing will be aborted.

[Action]

Check the message text and confirm that the application is written correctly and the command is being used correctly.

## 2.11.14 11014

---

### foreign-data wrapper with OID @1@ does not exist

[Description]

An error occurred during execution of the application or command.

[System Processing]

Processing will be aborted.

[Action]

Check the message text and confirm that the application is written correctly and the command is being used correctly.

## 2.11.15 11015

---

### foreign server with OID @1@ does not exist

[Description]

An error occurred during execution of the application or command.

[System Processing]

Processing will be aborted.

[Action]

Check the message text and confirm that the application is written correctly and the command is being used correctly.

## 2.11.16 11016

---

---

### type with OID @1@ does not exist

[Description]

An error occurred during execution of the application or command.

[System Processing]

Processing will be aborted.

[Action]

Check the message text and confirm that the application is written correctly and the command is being used correctly.

---

## 2.11.17 11017

---

### operator with OID @1@ does not exist

[Description]

An error occurred during execution of the application or command.

[System Processing]

Processing will be aborted.

[Action]

Check the message text and confirm that the application is written correctly and the command is being used correctly.

---

## 2.11.18 11018

---

### operator class with OID @1@ does not exist

[Description]

An error occurred during execution of the application or command.

[System Processing]

Processing will be aborted.

[Action]

Check the message text and confirm that the application is written correctly and the command is being used correctly.

---

## 2.11.19 11019

---

### operator family with OID @1@ does not exist

[Description]

An error occurred during execution of the application or command.

[System Processing]

Processing will be aborted.

[Action]

Check the message text and confirm that the application is written correctly and the command is being used correctly.

---

## 2.11.20 11020

---

### text search dictionary with OID @1@ does not exist

[Description]

An error occurred during execution of the application or command.

[System Processing]

Processing will be aborted.

[Action]

Check the message text and confirm that the application is written correctly and the command is being used correctly.

## 2.11.21 11021

---

### text search configuration with OID @1@ does not exist

[Description]

An error occurred during execution of the application or command.

[System Processing]

Processing will be aborted.

[Action]

Check the message text and confirm that the application is written correctly and the command is being used correctly.

## 2.11.22 11022

---

### collation with OID @1@ does not exist

[Description]

An error occurred during execution of the application or command.

[System Processing]

Processing will be aborted.

[Action]

Check the message text and confirm that the application is written correctly and the command is being used correctly.

## 2.11.23 11023

---

### conversion with OID @1@ does not exist

[Description]

An error occurred during execution of the application or command.

[System Processing]

Processing will be aborted.

[Action]

Check the message text and confirm that the application is written correctly and the command is being used correctly.

## 2.11.24 11024

---

### extension with OID @1@ does not exist

[Description]

An error occurred during execution of the application or command.



[System Processing]

Processing will be aborted.

[Action]

Check the message text and confirm that the application is written correctly and the command is being used correctly.

---

## 2.11.25 11025

---

**conversion "@1@" already exists**

[Description]

An error occurred during execution of the application or command.

[System Processing]

Processing will be aborted.

[Action]

Check the message text and confirm that the application is written correctly and the command is being used correctly.

---

## 2.11.26 11026

---

**default conversion for @1@ to @2@ already exists**

[Description]

An error occurred during execution of the application or command.

[System Processing]

Processing will be aborted.

[Action]

Check the message text and confirm that the application is written correctly and the command is being used correctly.

---

## 2.11.27 11027

---

**cross-database references are not implemented: @1@**

[Description]

An error occurred during execution of the application or command.

[System Processing]

Processing will be aborted.

[Action]

Check the message text and confirm that the application is written correctly and the command is being used correctly.

---

## 2.11.28 11028

---

**temporary tables cannot specify a schema name**

[Description]

An error occurred during execution of the application or command.

[System Processing]

Processing will be aborted.

[Action]

Check the message text and confirm that the application is written correctly and the command is being used correctly.

## 2.11.29 11029

---

### no schema has been selected to create in

[Description]

An error occurred during execution of the application or command.

[System Processing]

Processing will be aborted.

[Action]

Check the message text and confirm that the application is written correctly and the command is being used correctly.

## 2.11.30 11030

---

### text search parser "@1@" does not exist

[Description]

An error occurred during execution of the application or command.

[System Processing]

Processing will be aborted.

[Action]

Check the message text and confirm that the application is written correctly and the command is being used correctly.

## 2.11.31 11031

---

### text search dictionary "@1@" does not exist

[Description]

An error occurred during execution of the application or command.

[System Processing]

Processing will be aborted.

[Action]

Check the message text and confirm that the application is written correctly and the command is being used correctly.

## 2.11.32 11032

---

### text search template "@1@" does not exist

[Description]

An error occurred during execution of the application or command.

[System Processing]

Processing will be aborted.

[Action]

Check the message text and confirm that the application is written correctly and the command is being used correctly.

## 2.11.33 11033

---

### text search configuration "@1@" does not exist

[Description]

An error occurred during execution of the application or command.

[System Processing]

Processing will be aborted.

[Action]

Check the message text and confirm that the application is written correctly and the command is being used correctly.

## 2.11.34 11035

---

### cannot move objects into or out of temporary schemas

[Description]

An error occurred during execution of the application or command.

[System Processing]

Processing will be aborted.

[Action]

Check the message text and confirm that the application is written correctly and the command is being used correctly.

## 2.11.35 11036

---

### cannot move objects into or out of TOAST schema

[Description]

An error occurred during execution of the application or command.

[System Processing]

Processing will be aborted.

[Action]

Check the message text and confirm that the application is written correctly and the command is being used correctly.

## 2.11.36 11037

---

### language "@1@" does not exist

[Description]

An error occurred during execution of the application or command.

[System Processing]

Processing will be aborted.

[Action]

Check the message text and confirm that the application is written correctly and the command is being used correctly.

## 2.11.37 11038

---

---

### **improper relation name (too many dotted names): @1@**

[Description]

An error occurred during execution of the application or command.

[System Processing]

Processing will be aborted.

[Action]

Check the message text and confirm that the application is written correctly and the command is being used correctly.

---

## **2.11.38 11039**

---

### **collation "@1@" for encoding "@2@" does not exist**

[Description]

An error occurred during execution of the application or command.

[System Processing]

Processing will be aborted.

[Action]

Check the message text and confirm that the application is written correctly and the command is being used correctly.

---

## **2.11.39 11040**

---

### **cursor "@1@" does not exist**

[Description]

An error occurred during execution of the application or command.

[System Processing]

Processing will be aborted.

[Action]

Check the message text and confirm that the application is written correctly and the command is being used correctly.

---

## **2.11.40 11041**

---

### **permission denied to create temporary tables in database "@1@"**

[Description]

An error occurred during execution of the application or command.

[System Processing]

Processing will be aborted.

[Action]

Check the message text and confirm that the application is written correctly and the command is being used correctly.

---

## **2.11.41 11042**

---

### **cannot create temporary tables during recovery**

[Description]

An error occurred because execution is temporarily impossible.

[System Processing]

Processing will be aborted.

[Action]

Restart the application. If the same error occurs when you restart the application, to check if there are any problems in the database server.

## 2.11.42 11045

---

### "@1@" is not a table

[Description]

An error occurred during execution of the application or command.

[System Processing]

Processing will be aborted.

[Action]

Check the message text and confirm that the application is written correctly and the command is being used correctly.

## 2.11.43 11046

---

### "@1@" is not a foreign table

[Description]

An error occurred during execution of the application or command.

[System Processing]

Processing will be aborted.

[Action]

Check the message text and confirm that the application is written correctly and the command is being used correctly.

## 2.11.44 11047

---

### must be owner of type @1@ or type @2@

[Description]

An error occurred during execution of the application or command.

[System Processing]

Processing will be aborted.

[Action]

Check the message text and confirm that the application is written correctly and the command is being used correctly.

## 2.11.45 11048

---

### must be superuser

[Description]

An error occurred during execution of the application or command.

[System Processing]

Processing will be aborted.

[Action]

Check the message text and confirm that the application is written correctly and the command is being used correctly.

## 2.11.46 11049

---

**must have CREATEROLE privilege**

[Description]

An error occurred during execution of the application or command.

[System Processing]

Processing will be aborted.

[Action]

Check the message text and confirm that the application is written correctly and the command is being used correctly.

## 2.11.47 11050

---

**schema "@1@" already exists**

[Description]

An error occurred during execution of the application or command.

[System Processing]

Processing will be aborted.

[Action]

Check the message text and confirm that the application is written correctly and the command is being used correctly.

## 2.11.48 11051

---

**@1@ is not a valid encoding name**

[Description]

An error occurred during execution of the application or command.

[System Processing]

Processing will be aborted.

[Action]

Check the message text and confirm that the application is written correctly and the command is being used correctly.

## 2.11.49 11052

---

**only binary operators can have commutators**

[Description]

An error occurred during execution of the application or command.

[System Processing]

Processing will be aborted.

[Action]

Check the message text and confirm that the application is written correctly and the command is being used correctly.

## 2.11.50 11053

---

### only binary operators can have join selectivity

[Description]

An error occurred during execution of the application or command.

[System Processing]

Processing will be aborted.

[Action]

Check the message text and confirm that the application is written correctly and the command is being used correctly.

## 2.11.51 11054

---

### only binary operators can merge join

[Description]

An error occurred during execution of the application or command.

[System Processing]

Processing will be aborted.

[Action]

Check the message text and confirm that the application is written correctly and the command is being used correctly.

## 2.11.52 11055

---

### only binary operators can hash

[Description]

An error occurred during execution of the application or command.

[System Processing]

Processing will be aborted.

[Action]

Check the message text and confirm that the application is written correctly and the command is being used correctly.

## 2.11.53 11056

---

### only boolean operators can have negators

[Description]

An error occurred during execution of the application or command.

[System Processing]

Processing will be aborted.

[Action]

Check the message text and confirm that the application is written correctly and the command is being used correctly.

## 2.11.54 11057

---

### only boolean operators can have restriction selectivity

#### [Description]

An error occurred during execution of the application or command.

#### [System Processing]

Processing will be aborted.

#### [Action]

Check the message text and confirm that the application is written correctly and the command is being used correctly.

## 2.11.55 11058

---

### only boolean operators can have join selectivity

#### [Description]

An error occurred during execution of the application or command.

#### [System Processing]

Processing will be aborted.

#### [Action]

Check the message text and confirm that the application is written correctly and the command is being used correctly.

## 2.11.56 11059

---

### only boolean operators can merge join

#### [Description]

An error occurred during execution of the application or command.

#### [System Processing]

Processing will be aborted.

#### [Action]

Check the message text and confirm that the application is written correctly and the command is being used correctly.

## 2.11.57 11060

---

### only boolean operators can hash

#### [Description]

An error occurred during execution of the application or command.

#### [System Processing]

Processing will be aborted.

#### [Action]

Check the message text and confirm that the application is written correctly and the command is being used correctly.

## 2.11.58 11061

---



---

### **operator @1@ already exists**

[Description]

An error occurred during execution of the application or command.

[System Processing]

Processing will be aborted.

[Action]

Check the message text and confirm that the application is written correctly and the command is being used correctly.

---

## **2.11.59 11062**

---

### **operator cannot be its own negator or sort operator**

[Description]

An error occurred during execution of the application or command.

[System Processing]

Processing will be aborted.

[Action]

Check the message text and confirm that the application is written correctly and the command is being used correctly.

---

## **2.11.60 11063**

---

### **cannot remove dependency on @1@ because it is a system object**

[Description]

An error occurred during execution of the application or command.

[System Processing]

Processing will be aborted.

[Action]

Check the message text and confirm that the application is written correctly and the command is being used correctly.

---

## **2.11.61 11064**

---

### **collation "@1@" for encoding "@2@" already exists**

[Description]

An error occurred during execution of the application or command.

[System Processing]

Processing will be aborted.

[Action]

Check the message text and confirm that the application is written correctly and the command is being used correctly.

---

## **2.11.62 11065**

---

### **collation "@1@" already exists**

[Description]

An error occurred during execution of the application or command.

[System Processing]

Processing will be aborted.

[Action]

Check the message text and confirm that the application is written correctly and the command is being used correctly.

---

## 2.11.63 11066

---

### cannot access temporary or unlogged relations during recovery

[Description]

An error occurred during execution of the application or command.

[System Processing]

Processing will be aborted.

[Action]

Check the message text and confirm that the application is written correctly and the command is being used correctly.

---

## 2.11.64 11068

---

### could not implement GROUP BY

[Description]

An error occurred during execution of the application or command.

[System Processing]

Processing will be aborted.

[Action]

Check the message text and confirm that the application is written correctly and the command is being used correctly.

---

## 2.11.65 11069

---

### could not implement DISTINCT

[Description]

An error occurred during execution of the application or command.

[System Processing]

Processing will be aborted.

[Action]

Check the message text and confirm that the application is written correctly and the command is being used correctly.

---

## 2.11.66 11070

---

### could not implement window PARTITION BY

[Description]

An error occurred during execution of the application or command.

[System Processing]

Processing will be aborted.

[Action]

Check the message text and confirm that the application is written correctly and the command is being used correctly.

---

## 2.11.67 11071

---

**could not implement window ORDER BY**

[Description]

An error occurred during execution of the application or command.

[System Processing]

Processing will be aborted.

[Action]

Check the message text and confirm that the application is written correctly and the command is being used correctly.

---

## 2.11.68 11072

---

**could not implement recursive UNION**

[Description]

An error occurred during execution of the application or command.

[System Processing]

Processing will be aborted.

[Action]

Check the message text and confirm that the application is written correctly and the command is being used correctly.

---

## 2.11.69 11073

---

**could not implement @1@**

[Description]

An error occurred during execution of the application or command.

[System Processing]

Processing will be aborted.

[Action]

Check the message text and confirm that the application is written correctly and the command is being used correctly.

---

## 2.11.70 11074

---

**FULL JOIN is only supported with merge-joinable or hash-joinable join conditions**

[Description]

An error occurred during execution of the application or command.

[System Processing]

Processing will be aborted.

[Action]

Check the message text and confirm that the application is written correctly and the command is being used correctly.

## 2.11.71 11075

---

### unexpected EOF on client connection

[Description]

An error occurred during communication between the application and the database server.

[System Processing]

Processing will be aborted.

[Action]

Check if there are any problems in the network, eliminate the cause of any error and re-execute the command.

## 2.11.72 11076

---

### invalid frontend message type @1@

[Description]

An error occurred during communication between the application and the database server.

[System Processing]

Processing will be aborted.

[Action]

Check if there are any problems in the network, eliminate the cause of any error and re-execute the command.

## 2.11.73 11077

---

### statement: @1@

[Description]

Terminated normally.

[System Processing]

Continues processing.

[Action]

No action required.

## 2.11.74 11078

---

### current transaction is aborted, commands ignored until end of transaction block

[Description]

An error occurred during execution of the application or command.

[System Processing]

Processing will be aborted.

[Action]

Check the message text and confirm that the application is written correctly and the command is being used correctly.

## 2.11.75 11079

---

**duration: @1@ ms**

[Description]

Terminated normally.

[System Processing]

Continues processing.

[Action]

No action required.

## 2.11.76 11080

---

**duration: @1@ ms statement: @2@**

[Description]

Terminated normally.

[System Processing]

Continues processing.

[Action]

No action required.

## 2.11.77 11081

---

**parse @1@: @2@**

[Description]

Terminated normally.

[System Processing]

Continues processing.

[Action]

No action required.

## 2.11.78 11082

---

**cannot insert multiple commands into a prepared statement**

[Description]

An error occurred during execution of the application or command.

[System Processing]

Processing will be aborted.

[Action]

Check the message text and confirm that the application is written correctly and the command is being used correctly.

## 2.11.79 11083

---

---

**duration: @1@ ms parse @2@: @3@**

[Description]

Terminated normally.

[System Processing]

Continues processing.

[Action]

No action required.

---

## 2.11.80 11084

---

**bind @1@ to @2@**

[Description]

Terminated normally.

[System Processing]

Continues processing.

[Action]

No action required.

---

## 2.11.81 11085

---

**prepared statement "@1@" does not exist**

[Description]

An error occurred during execution of the application or command.

[System Processing]

Processing will be aborted.

[Action]

Check the message text and confirm that the application is written correctly and the command is being used correctly.

---

## 2.11.82 11086

---

**bind message has @1@ parameter formats but @2@ parameters**

[Description]

An error occurred during communication between the application and the database server.

[System Processing]

Processing will be aborted.

[Action]

Check if there are any problems in the network, eliminate the cause of any error and re-execute the command.

---

## 2.11.83 11087

---

**bind message supplies @1@ parameters, but prepared statement "@2@" requires @3@**

[Description]

An error occurred during communication between the application and the database server.

[System Processing]

Processing will be aborted.

[Action]

Check if there are any problems in the network, eliminate the cause of any error and re-execute the command.

## 2.11.84 11088

---

### incorrect binary data format in bind parameter @1@

[Description]

An error occurred during execution of the application or command.

[System Processing]

Processing will be aborted.

[Action]

Check the message text and confirm that the application is written correctly and the command is being used correctly.

## 2.11.85 11089

---

### duration: @1@ ms bind @2@@3@@4@: @5@

[Description]

Terminated normally.

[System Processing]

Continues processing.

[Action]

No action required.

## 2.11.86 11090

---

### table "@1@" does not exist

[Description]

An error occurred during execution of the application or command.

[System Processing]

Processing will be aborted.

[Action]

Check the message text and confirm that the application is written correctly and the command is being used correctly.

## 2.11.87 11091

---

### @1@ @2@@3@@4@: @5@

[Description]

Terminated normally.

[System Processing]

Continues processing.

[Action]

No action required.

## 2.11.88 11092

---

**duration: @1@ ms @2@ @3@@4@@5@: @6@**

[Description]

Terminated normally.

[System Processing]

Continues processing.

[Action]

No action required.

## 2.11.89 11094

---

**floating-point exception**

[Description]

An error occurred during execution of the application or command.

[System Processing]

Processing will be aborted.

[Action]

Check the message text and confirm that the application is written correctly and the command is being used correctly.

## 2.11.90 11095

---

**terminating autovacuum process due to administrator command**

[Description]

Terminated normally.

[System Processing]

Continues processing.

[Action]

No action required.

## 2.11.91 11096

---

**terminating connection due to conflict with recovery**

[Description]

An error occurred because execution is temporarily impossible.

[System Processing]

Processing will be aborted.



[Action]

Restart the application. If the same error occurs when you restart the application, to check if there are any problems in the database server.

## 2.11.92 11097

---

### terminating connection due to administrator command

[Description]

Terminated normally.

[System Processing]

Continues processing.

[Action]

No action required.

## 2.11.93 11098

---

### canceling authentication due to timeout

[Description]

Timeout occurred during execution of the application.

[System Processing]

Processing will be aborted.

[Action]

Check the following:

- If executing SQL that outputs a large volume of search results, add a conditional expression to filter the results further.
- If numerous SQLs are being simultaneously executed, reduce the number of simultaneously executed SQLs.
- If a large volume of data is to be updated in a single transaction, modify the SQL to reduce the volume of data to be updated in a single transaction.
- If executing a complex SQL, modify it to a simple SQL.
- Check if there are any problems in the network.
- Before conducting maintenance that involves the processing of a large volume of data, use the SET statement to temporarily increase the value of maintenance\_work\_mem.

## 2.11.94 11099

---

### canceling statement due to statement timeout

[Description]

Timeout occurred during execution of the application.

[System Processing]

Processing will be aborted.

[Action]

Check the following:

- If executing SQL that outputs a large volume of search results, add a conditional expression to filter the results further.
- If numerous SQLs are being simultaneously executed, reduce the number of simultaneously executed SQLs.

- If a large volume of data is to be updated in a single transaction, modify the SQL to reduce the volume of data to be updated in a single transaction.
- If executing a complex SQL, modify it to a simple SQL.
- Check if there are any problems in the network.
- Before conducting maintenance that involves the processing of a large volume of data, use the SET statement to temporarily increase the value of maintenance\_work\_mem.

## 2.12 Message Numbers Beginning with 11100

---

### 2.12.1 11100

---

#### canceling autovacuum task

[Description]

Processing was canceled.

[System Processing]

Processing will be aborted.

[Action]

Check the message text.

### 2.12.2 11101

---

#### canceling statement due to conflict with recovery

[Description]

An error occurred because execution is temporarily impossible.

[System Processing]

Processing will be aborted.

[Action]

Restart the application. If the same error occurs when you restart the application, to check if there are any problems in the database server.

### 2.12.3 11102

---

#### canceling statement due to user request

[Description]

Processing was canceled.

[System Processing]

Processing will be aborted.

[Action]

Check the message text.

### 2.12.4 11103

---

#### stack depth limit exceeded

[Description]

The depth of the execution stack exceeded the allowable value during execution of the application.

[System Processing]

Processing will be aborted.

[Action]

If executing a complex SQL, modify it to a simple SQL.

## 2.12.5 11104

---

### --@1@ requires a value

[Description]

An error occurred during execution of the application or command.

[System Processing]

Processing will be aborted.

[Action]

Check the message text and confirm that the application is written correctly and the command is being used correctly.

## 2.12.6 11105

---

### -c @1@ requires a value

[Description]

An error occurred during execution of the application or command.

[System Processing]

Processing will be aborted.

[Action]

Check the message text and confirm that the application is written correctly and the command is being used correctly.

## 2.12.7 11107

---

### @1@: invalid command-line arguments

[Description]

An error occurred during execution of the application or command.

[System Processing]

Processing will be aborted.

[Action]

Check the message text and confirm that the application is written correctly and the command is being used correctly.

## 2.12.8 11108

---

### @1@: no database nor user name specified

[Description]

An error occurred during execution of the application or command.

[System Processing]

Processing will be aborted.

[Action]

Check the message text and confirm that the application is written correctly and the command is being used correctly.

## 2.12.9 11109

---

**invalid CLOSE message subtype @1@**

[Description]

An error occurred during execution of the application or command.

[System Processing]

Processing will be aborted.

[Action]

Check the message text and confirm that the application is written correctly and the command is being used correctly.

## 2.12.10 11110

---

**invalid DESCRIBE message subtype @1@**

[Description]

An error occurred during communication between the application and the database server.

[System Processing]

Processing will be aborted.

[Action]

Check if there are any problems in the network, eliminate the cause of any error and re-execute the command.

## 2.12.11 11111

---

**disconnection: session time: @1@: @2@: @3@. @4@ user=@5@ database=@6@ host=@7@@8@@9@**

[Description]

An error occurred during communication between the application and the database server.

[System Processing]

Processing will be aborted.

[Action]

Check if there are any problems in the network, eliminate the cause of any error and re-execute the command.

## 2.12.12 11112

---

**permission denied: "@1@" is a system catalog**

[Description]

Terminated normally.

[System Processing]

Continues processing.

[Action]

No action required.

## 2.12.13 11113

---

### cannot execute @1@ in a read-only transaction

[Description]

An error occurred during execution of the application or command.

[System Processing]

Processing will be aborted.

[Action]

Check the message text and confirm that the application is written correctly and the command is being used correctly.

## 2.12.14 11114

---

### cannot execute @1@ during recovery

[Description]

An error occurred during execution of the application or command.

[System Processing]

Processing will be aborted.

[Action]

Check the message text and confirm that the application is written correctly and the command is being used correctly.

## 2.12.15 11115

---

### cannot execute @1@ within security-restricted operation

[Description]

An error occurred during execution of the application or command.

[System Processing]

Processing will be aborted.

[Action]

Check the message text and confirm that the application is written correctly and the command is being used correctly.

## 2.12.16 11116

---

### must be superuser to do CHECKPOINT

[Description]

An error occurred during execution of the application or command.

[System Processing]

Processing will be aborted.

[Action]

Check the message text and confirm that the application is written correctly and the command is being used correctly.

## 2.12.17 11117

---

### invalid argument size @1@ in function call message

[Description]

An error occurred during communication between the application and the database server.

[System Processing]

Processing will be aborted.

[Action]

Check if there are any problems in the network, eliminate the cause of any error and re-execute the command.

## 2.12.18 11118

---

### fastpath function call: "@1@" (OID @2@)

[Description]

Terminated normally.

[System Processing]

Continues processing.

[Action]

No action required.

## 2.12.19 11119

---

### duration: @1@ ms fastpath function call: "@2@" (OID @3@)

[Description]

Terminated normally.

[System Processing]

Continues processing.

[Action]

No action required.

## 2.12.20 11120

---

### function call message contains @1@ arguments but function requires @2@

[Description]

An error occurred during communication between the application and the database server.

[System Processing]

Processing will be aborted.

[Action]

Check if there are any problems in the network, eliminate the cause of any error and re-execute the command.

## 2.12.21 11121

---

---

### **function call message contains @1@ argument formats but @2@ arguments**

[Description]

An error occurred during communication between the application and the database server.

[System Processing]

Processing will be aborted.

[Action]

Check if there are any problems in the network, eliminate the cause of any error and re-execute the command.

---

## **2.12.22 11122**

---

### **incorrect binary data format in function argument @1@**

[Description]

An error occurred during execution of the application or command.

[System Processing]

Processing will be aborted.

[Action]

Check the message text and confirm that the application is written correctly and the command is being used correctly.

---

## **2.12.23 11123**

---

### **bind message has @1@ result formats but query has @2@ columns**

[Description]

An error occurred during communication between the application and the database server.

[System Processing]

Processing will be aborted.

[Action]

Check if there are any problems in the network, eliminate the cause of any error and re-execute the command.

---

## **2.12.24 11124**

---

### **portal "@1@" cannot be run**

[Description]

An error occurred during execution of the application or command.

[System Processing]

Processing will be aborted.

[Action]

Check the message text and confirm that the application is written correctly and the command is being used correctly.

---

## **2.12.25 11125**

---

### **cursor can only scan forward**

[Description]

An error occurred during execution of the application or command.

[System Processing]

Processing will be aborted.

[Action]

Check the message text and confirm that the application is written correctly and the command is being used correctly.

## 2.12.26 11126

---

### could not open usermap file "@1@": @2@

[Description]

An error occurred during I/O processing in the database server.

[System Processing]

Processing will be aborted.

[Action]

To investigate the cause of the occurrence from the message, and remove cause.

## 2.12.27 11127

---

### unexpected delimiter

[Description]

An error occurred during execution of the application or command.

[System Processing]

Processing will be aborted.

[Action]

Check the message text and confirm that the application is written correctly and the command is being used correctly.

## 2.12.28 11128

---

### unexpected end of line or lexeme

[Description]

An error occurred during execution of the application or command.

[System Processing]

Processing will be aborted.

[Action]

Check the message text and confirm that the application is written correctly and the command is being used correctly.

## 2.12.29 11129

---

### unexpected end of line

[Description]

An error occurred during execution of the application or command.



[System Processing]

Processing will be aborted.

[Action]

Check the message text and confirm that the application is written correctly and the command is being used correctly.

## 2.12.30 11130

---

**thesaurus sample word "@1@" isn't recognized by subdictionary (rule @2@)**

[Description]

An error occurred during execution of the application or command.

[System Processing]

Processing will be aborted.

[Action]

Check the message text and confirm that the application is written correctly and the command is being used correctly.

## 2.12.31 11131

---

**thesaurus sample word "@1@" is a stop word (rule @2@)**

[Description]

An error occurred during execution of the application or command.

[System Processing]

Processing will be aborted.

[Action]

Check the message text and confirm that the application is written correctly and the command is being used correctly.

## 2.12.32 11132

---

**thesaurus substitute word "@1@" is a stop word (rule @2@)**

[Description]

An error occurred during execution of the application or command.

[System Processing]

Processing will be aborted.

[Action]

Check the message text and confirm that the application is written correctly and the command is being used correctly.

## 2.12.33 11133

---

**thesaurus substitute word "@1@" isn't recognized by subdictionary (rule @2@)**

[Description]

An error occurred during execution of the application or command.

[System Processing]

Processing will be aborted.

[Action]

Check the message text and confirm that the application is written correctly and the command is being used correctly.

## 2.12.34 11134

---

### thesaurus substitute phrase is empty (rule @1@)

[Description]

An error occurred during execution of the application or command.

[System Processing]

Processing will be aborted.

[Action]

Check the message text and confirm that the application is written correctly and the command is being used correctly.

## 2.12.35 11135

---

### multiple DictFile parameters

[Description]

An error occurred during execution of the application or command.

[System Processing]

Processing will be aborted.

[Action]

Check the message text and confirm that the application is written correctly and the command is being used correctly.

## 2.12.36 11136

---

### multiple Dictionary parameters

[Description]

An error occurred during execution of the application or command.

[System Processing]

Processing will be aborted.

[Action]

Check the message text and confirm that the application is written correctly and the command is being used correctly.

## 2.12.37 11137

---

### unrecognized Thesaurus parameter: "@1@"

[Description]

An error occurred during execution of the application or command.

[System Processing]

Processing will be aborted.

[Action]

Check the message text and confirm that the application is written correctly and the command is being used correctly.

## 2.12.38 11138

---

### missing DictFile parameter

[Description]

An error occurred during execution of the application or command.

[System Processing]

Processing will be aborted.

[Action]

Check the message text and confirm that the application is written correctly and the command is being used correctly.

## 2.12.39 11139

---

### missing Dictionary parameter

[Description]

An error occurred during execution of the application or command.

[System Processing]

Processing will be aborted.

[Action]

Check the message text and confirm that the application is written correctly and the command is being used correctly.

## 2.12.40 11140

---

### invalid text search configuration file name "@1@"

[Description]

An error occurred during execution of the application or command.

[System Processing]

Processing will be aborted.

[Action]

Check the message text and confirm that the application is written correctly and the command is being used correctly.

## 2.12.41 11141

---

### could not open statistics file "@1@": @2@

[Description]

An error occurred during I/O processing in the database server.

[System Processing]

Processing will be aborted.

[Action]

To investigate the cause of the occurrence from the message, and remove cause.

## 2.12.42 11142

---

---

### unrecognized headline parameter: "@1@"

[Description]

An error occurred during execution of the application or command.

[System Processing]

Processing will be aborted.

[Action]

Check the message text and confirm that the application is written correctly and the command is being used correctly.

---

## 2.12.43 11143

---

### MinWords should be less than MaxWords

[Description]

An error occurred during execution of the application or command.

[System Processing]

Processing will be aborted.

[Action]

Check the message text and confirm that the application is written correctly and the command is being used correctly.

---

## 2.12.44 11144

---

### MinWords should be positive

[Description]

An error occurred during execution of the application or command.

[System Processing]

Processing will be aborted.

[Action]

Check the message text and confirm that the application is written correctly and the command is being used correctly.

---

## 2.12.45 11145

---

### ShortWord should be >= 0

[Description]

An error occurred during execution of the application or command.

[System Processing]

Processing will be aborted.

[Action]

Check the message text and confirm that the application is written correctly and the command is being used correctly.

---

## 2.12.46 11146

---

### MaxFragments should be >= 0

[Description]

An error occurred during execution of the application or command.

[System Processing]

Processing will be aborted.

[Action]

Check the message text and confirm that the application is written correctly and the command is being used correctly.

---

## 2.12.47 11147

---

### string is too long for tsvector (@1 @ bytes, max @2@ bytes)

[Description]

An error occurred during execution of the application or command.

[System Processing]

Processing will be aborted.

[Action]

Check the message text and confirm that the application is written correctly and the command is being used correctly.

---

## 2.12.48 11148

---

### multiple Accept parameters

[Description]

An error occurred during execution of the application or command.

[System Processing]

Processing will be aborted.

[Action]

Check the message text and confirm that the application is written correctly and the command is being used correctly.

---

## 2.12.49 11149

---

### unrecognized simple dictionary parameter: "@1@"

[Description]

An error occurred during execution of the application or command.

[System Processing]

Processing will be aborted.

[Action]

Check the message text and confirm that the application is written correctly and the command is being used correctly.

---

## 2.12.50 11150

---

### could not open log file "@1@": @2@

[Description]

An error occurred during I/O processing in the database server.

[System Processing]

Processing will be aborted.

[Action]

To investigate the cause of the occurrence from the message, and remove cause.

## 2.12.51 11151

---

### invalid regular expression: @1@

[Description]

An error occurred during execution of the application or command.

[System Processing]

Processing will be aborted.

[Action]

Check the message text and confirm that the application is written correctly and the command is being used correctly.

## 2.12.52 11153

---

### could not open synonym file "@1@": @2@

[Description]

An error occurred during I/O processing in the database server.

[System Processing]

Processing will be aborted.

[Action]

To investigate the cause of the occurrence from the message, and remove cause.

## 2.12.53 11154

---

### IsPELL dictionary supports only "default", "long", and "num" flag values

[Description]

An error occurred during execution of the application or command.

[System Processing]

Processing will be aborted.

[Action]

Check the message text and confirm that the application is written correctly and the command is being used correctly.

## 2.12.54 11155

---

### affix file contains both old-style and new-style commands

[Description]

An error occurred during execution of the application or command.

[System Processing]

Processing will be aborted.

[Action]

Check the message text and confirm that the application is written correctly and the command is being used correctly.

## 2.12.55 11156

---

### unrecognized synonym parameter: "@1@"

[Description]

An error occurred during execution of the application or command.

[System Processing]

Processing will be aborted.

[Action]

Check the message text and confirm that the application is written correctly and the command is being used correctly.

## 2.12.56 11157

---

### missing Synonyms parameter

[Description]

An error occurred during execution of the application or command.

[System Processing]

Processing will be aborted.

[Action]

Check the message text and confirm that the application is written correctly and the command is being used correctly.

## 2.12.57 11158

---

### could not open thesaurus file "@1@": @2@

[Description]

An error occurred during I/O processing in the database server.

[System Processing]

Processing will be aborted.

[Action]

To investigate the cause of the occurrence from the message, and remove cause.

## 2.12.58 11159

---

### word is too long to be indexed

[Description]

The application or command terminated normally, but a warning was output.

[System Processing]

Processing will continue.

[Action]

Check the message text and confirm that the issue does not affect the expected outcome.

## 2.12.59 11160

---

### conversion from wchar\_t to server encoding failed: @1@

[Description]

An error occurred during execution of the application or command.

[System Processing]

Processing will be aborted.

[Action]

Check the message text and confirm that the application is written correctly and the command is being used correctly.

## 2.12.60 11161

---

### text search parser does not support headline creation

[Description]

An error occurred during execution of the application or command.

[System Processing]

Processing will be aborted.

[Action]

Check the message text and confirm that the application is written correctly and the command is being used correctly.

## 2.12.61 11162

---

### multiple AffFile parameters

[Description]

An error occurred during execution of the application or command.

[System Processing]

Processing will be aborted.

[Action]

Check the message text and confirm that the application is written correctly and the command is being used correctly.

## 2.12.62 11163

---

### unrecognized Ispell parameter: "@1@"

[Description]

An error occurred during execution of the application or command.

[System Processing]

Processing will be aborted.

[Action]

Check the message text and confirm that the application is written correctly and the command is being used correctly.

## 2.12.63 11164

---



---

### missing AffFile parameter

[Description]

An error occurred during execution of the application or command.

[System Processing]

Processing will be aborted.

[Action]

Check the message text and confirm that the application is written correctly and the command is being used correctly.

---

## 2.12.64 11166

---

### WAL streaming (max\_wal\_senders > 0) requires wal\_level "replica" or "logical"

[Description]

An error occurred during execution of the application or command.

[System Processing]

Processing will be aborted.

[Action]

Check the message text and confirm that the application is written correctly and the command is being used correctly.

---

## 2.12.65 11167

---

### invalid list syntax in parameter "@1@"

[Description]

An error occurred during execution of the application or command.

[System Processing]

Processing will be aborted.

[Action]

Check the message text and confirm that the application is written correctly and the command is being used correctly.

---

## 2.12.66 11168

---

### could not create listen socket for "@1@"

[Description]

The application or command terminated normally, but a warning was output.

[System Processing]

Processing will continue.

[Action]

Check the message text and confirm that the issue does not affect the expected outcome.

---

## 2.12.67 11169

---

### could not create any TCP/IP sockets

[Description]

An unexpected error occurred.

[System Processing]

Processing will be aborted.

[Action]

Contact Fujitsu technical support.

## 2.12.68 11170

---

### could not create Unix-domain socket in directory "@1@"

[Description]

The application or command terminated normally, but a warning was output.

[System Processing]

Processing will continue.

[Action]

Check the message text and confirm that the issue does not affect the expected outcome.

## 2.12.69 11171

---

### no socket created for listening

[Description]

An unexpected error occurred.

[System Processing]

Processing will be aborted.

[Action]

Contact Fujitsu technical support.

## 2.12.70 11172

---

### could not create I/O completion port for child queue

[Description]

An unexpected error occurred.

[System Processing]

Processing will be aborted.

[Action]

Contact Fujitsu technical support.

## 2.12.71 11173

---

### could not load pg\_hba.conf

[Description]

An error occurred during I/O processing in the database server.

[System Processing]

Processing will be aborted.

[Action]

To investigate the cause of the occurrence from the message, and remove cause.

## 2.12.72 11174

---

### @1@: could not locate matching postgres executable

[Description]

An error occurred during I/O processing in the database server.

[System Processing]

Processing will be aborted.

[Action]

To investigate the cause of the occurrence from the message, and remove cause.

## 2.12.73 11175

---

### could not open directory "@1@": @2@

[Description]

The application or command terminated normally, but a warning was output.

[System Processing]

Processing will continue.

[Action]

Check the message text and confirm that the issue does not affect the expected outcome.

## 2.12.74 11176

---

### directory "@1@" does not exist

[Description]

An error occurred during I/O processing in the database server.

[System Processing]

Processing will be aborted.

[Action]

To investigate the cause of the occurrence from the message, and remove cause.

## 2.12.75 11177

---

### could not read permissions of directory "@1@": @2@

[Description]

An error occurred during I/O processing in the database server.

[System Processing]

Processing will be aborted.

[Action]

To investigate the cause of the occurrence from the message, and remove cause.

## 2.12.76 11178

---

### specified data directory "@1@" is not a directory

[Description]

An error occurred during execution of the application or command.

[System Processing]

Processing will be aborted.

[Action]

Check the message text and confirm that the application is written correctly and the command is being used correctly.

## 2.12.77 11179

---

### data directory "@1@" has wrong ownership

[Description]

An error occurred during execution of the application or command.

[System Processing]

Processing will be aborted.

[Action]

Check the message text and confirm that the application is written correctly and the command is being used correctly.

## 2.12.78 11180

---

### data directory "@1@" has group or world access

[Description]

An error occurred during execution of the application or command.

[System Processing]

Processing will be aborted.

[Action]

Check the message text and confirm that the application is written correctly and the command is being used correctly.

## 2.12.79 11181

---

### select() failed in postmaster: @1@

[Description]

The database server was disconnected during execution of the application.

[System Processing]

Processing will be aborted.

[Action]

Communication may have been disconnected for the following reasons:

- An error occurred in the communication line (TCP/IP etc.)
- The database server terminated abnormally.

Take the following actions:

- Eliminate the cause of the communication disconnection.

Examine the application and check whether the transaction for implementing update is a long transaction. Judge whether it is a long transaction from the following viewpoints and modify the application.

- If the COMMIT process is not executed after update, add the COMMIT process.
  - If the total number of update records in a single transaction is high, split it into short transactions.
  - If search was conducted for a long period of time after update, execute COMMIT after update or review the search SQL statement.
- If none of the above situations applies, perform the following:
    - Confirm that the database server has not stopped.
    - If the database server is starting or stopping, re-execute the command after the database server starts.

## 2.12.80 11182

---

### incomplete startup packet

#### [Description]

An error occurred during communication between the application and the database server.

#### [System Processing]

Processing will be aborted.

#### [Action]

Check if there are any problems in the network, eliminate the cause of any error and re-execute the command.

## 2.12.81 11183

---

### invalid length of startup packet

#### [Description]

An error occurred during communication between the application and the database server.

#### [System Processing]

Processing will be aborted.

#### [Action]

Check if there are any problems in the network, eliminate the cause of any error and re-execute the command.

## 2.12.82 11184

---

### failed to send GSSAPI negotiation response: @1@

#### [Description]

An error occurred during communication between the application and the database server.

#### [System Processing]

Processing will be aborted.

#### [Action]

Check if there are any problems in the network, eliminate the cause of any error and re-execute the command.

## 2.12.83 11185

---

### unsupported frontend protocol @1@.@2@: server supports @3@.0 to @4@.@5@

[Description]

An error occurred during execution of the application or command.

[System Processing]

Processing will be aborted.

[Action]

Check the message text and confirm that the application is written correctly and the command is being used correctly.

## 2.12.84 11187

---

### invalid startup packet layout: expected terminator as last byte

[Description]

An error occurred during communication between the application and the database server.

[System Processing]

Processing will be aborted.

[Action]

Check if there are any problems in the network, eliminate the cause of any error and re-execute the command.

## 2.12.85 11188

---

### no PostgreSQL user name specified in startup packet

[Description]

An error occurred during execution of the application or command.

[System Processing]

Processing will be aborted.

[Action]

Check the message text and confirm that the application is written correctly and the command is being used correctly.

## 2.12.86 11189

---

### the database system is starting up

[Description]

The database system is starting up.

[System Processing]

Processing will be aborted.

[Action]

This message is output when the startup process or recovery process is operating normally. Restart any necessary the application. If the same error occurs when you restart the application, to check if there are any problems in the database server.

## 2.12.87 11190

---

### the database system is shutting down

[Description]

The database system is shutting down.

[System Processing]

Processing will be aborted.

[Action]

This message is output when the stopping process is operating normally. Retry any necessary applications or commands after restarting the database system.

## 2.12.88 11191

---

### the database system is in recovery mode

[Description]

An error occurred because execution is temporarily impossible.

[System Processing]

Processing will be aborted.

[Action]

Restart the application. If the same error occurs when you restart the application, to check if there are any problems in the database server.

## 2.12.89 11192

---

### sorry, too many clients already

[Description]

An error occurred during execution of the application or command.

[System Processing]

Processing will be aborted.

[Action]

Check the message text and confirm that the application is written correctly and the command is being used correctly.

## 2.12.90 11193

---

### wrong key in cancel request for process @1@

[Description]

An unexpected error occurred.

[System Processing]

Processing will be aborted.

[Action]

Contact Fujitsu technical support.

## 2.12.91 11194

---

### **PID @1@ in cancel request did not match any process**

[Description]

An unexpected error occurred.

[System Processing]

Processing will be aborted.

[Action]

Contact Fujitsu technical support.

## 2.12.92 11195

---

### **received SIGHUP, reloading configuration files**

[Description]

Terminated normally.

[System Processing]

Continues processing.

[Action]

No action required.

## 2.12.93 11196

---

### **@1@ was not reloaded**

[Description]

The application or command terminated normally, but a warning was output.

[System Processing]

Processing will continue.

[Action]

Check the message text and confirm that the issue does not affect the expected outcome.

## 2.12.94 11197

---

### **received smart shutdown request**

[Description]

Terminated normally.

[System Processing]

Continues processing.

[Action]

No action required.

## 2.12.95 11198

---



---

### received fast shutdown request

[Description]

Terminated normally.

[System Processing]

Continues processing.

[Action]

No action required.

---

## 2.12.96 11199

---

### aborting any active transactions

[Description]

Rollback any active transactions because the database system is being requested to shut down.

[System Processing]

Continues processing.

[Action]

Retry any necessary applications or commands after restarting the database system.

---

## 2.13 Message Numbers Beginning with 11200

---

### 2.13.1 11200

---

#### received immediate shutdown request

[Description]

Terminated normally.

[System Processing]

Continues processing.

[Action]

No action required.

---

### 2.13.2 11201

---

#### aborting startup due to startup process failure

[Description]

An error occurred.

[System Processing]

Processing will be aborted.

[Action]

To investigate the cause of the occurrence from the message, and remove cause.

### 2.13.3 11202

---

#### database system is ready to accept connections

[Description]

Terminated normally.

[System Processing]

Continues processing.

[Action]

No action required.

### 2.13.4 11203

---

#### terminating any other active server processes

[Description]

Terminated normally.

[System Processing]

Continues processing.

[Action]

No action required.

### 2.13.5 11204

---

#### @1@ (PID @2@) exited with exit code @3@

[Description]

Terminated normally.

[System Processing]

Continues processing.

[Action]

No action required.

### 2.13.6 11205

---

#### @1@ (PID @2@) was terminated by exception 0x@3@

[Description]

Terminated normally.

[System Processing]

Continues processing.

[Action]

No action required.

### 2.13.7 11207

---

---

**@1@ (PID @2@) was terminated by signal @3@: @4@**

[Description]

Terminated normally.

[System Processing]

Continues processing.

[Action]

No action required.

---

## 2.13.8 11208

---

**@1@ (PID @2@) exited with unrecognized status @3@**

[Description]

Terminated normally.

[System Processing]

Continues processing.

[Action]

No action required.

---

## 2.13.9 11209

---

**abnormal database system shutdown**

[Description]

An error occurred.

[System Processing]

Processing will be aborted.

[Action]

To investigate the cause of the occurrence from the message, and remove cause.

---

## 2.13.10 11210

---

**all server processes terminated; reinitializing**

[Description]

An error occurred.

[System Processing]

Processing will be aborted.

[Action]

To investigate the cause of the occurrence from the message, and remove cause.

---

## 2.13.11 11211

---

**could not fork new process for connection: @1@**

[Description]

An error occurred.

[System Processing]

Processing will be aborted.

[Action]

To investigate the cause of the occurrence from the message, and remove cause.

## 2.13.12 11212

---

### connection received: host=@1@ port=@2@

[Description]

Terminated normally.

[System Processing]

Continues processing.

[Action]

No action required.

## 2.13.13 11213

---

### connection received: host=@1@

[Description]

Terminated normally.

[System Processing]

Continues processing.

[Action]

No action required.

## 2.13.14 11214

---

### could not execute server process "@1@": @2@

[Description]

An error occurred.

[System Processing]

Processing will be aborted.

[Action]

To investigate the cause of the occurrence from the message, and remove cause.

## 2.13.15 11215

---

### database system is ready to accept read only connections

[Description]

Terminated normally.

[System Processing]

Continues processing.

[Action]

No action required.

## 2.13.16 11216

---

**could not fork startup process: @1@**

[Description]

An error occurred.

[System Processing]

Processing will be aborted.

[Action]

To investigate the cause of the occurrence from the message, and remove cause.

## 2.13.17 11217

---

**could not fork background writer process: @1@**

[Description]

An error occurred.

[System Processing]

Processing will be aborted.

[Action]

To investigate the cause of the occurrence from the message, and remove cause.

## 2.13.18 11218

---

**could not fork WAL writer process: @1@**

[Description]

An error occurred.

[System Processing]

Processing will be aborted.

[Action]

To investigate the cause of the occurrence from the message, and remove cause.

## 2.13.19 11219

---

**could not fork WAL receiver process: @1@**

[Description]

An error occurred.

[System Processing]

Processing will be aborted.

[Action]

To investigate the cause of the occurrence from the message, and remove cause.

## 2.13.20 11220

---

### could not fork archiver: @1@

[Description]

An error occurred.

[System Processing]

Processing will be aborted.

[Action]

To investigate the cause of the occurrence from the message, and remove cause.

## 2.13.21 11221

---

### could not duplicate socket @1@ for use in backend: error code @2@

[Description]

The database server was disconnected during execution of the application.

[System Processing]

Processing will be aborted.

[Action]

Communication may have been disconnected for the following reasons:

- An error occurred in the communication line (TCP/IP etc.)
- The database server terminated abnormally.

Take the following actions:

- Eliminate the cause of the communication disconnection.

Examine the application and check whether the transaction for implementing update is a long transaction. Judge whether it is a long transaction from the following viewpoints and modify the application.

- a) If the COMMIT process is not executed after update, add the COMMIT process.
  - b) If the total number of update records in a single transaction is high, split it into short transactions.
  - c) If search was conducted for a long period of time after update, execute COMMIT after update or review the search SQL statement.
- If none of the above situations applies, perform the following:
    - a) Confirm that the database server has not stopped.
    - b) If the database server is starting or stopping, re-execute the command after the database server starts.

## 2.13.22 11224

---

### checkpoint request failed

[Description]

An unexpected error occurred.

[System Processing]

Processing will be aborted.

[Action]

Contact Fujitsu technical support.

## 2.13.23 11225

---

### compacted fsync request queue from @1@ entries to @2@ entries

[Description]

Terminated normally.

[System Processing]

Continues processing.

[Action]

No action required.

## 2.13.24 11226

---

### could not resolve "localhost": @1@

[Description]

An error occurred during execution of the application or command.

[System Processing]

Processing will be aborted.

[Action]

Check the message text and confirm that the application is written correctly and the command is being used correctly.

## 2.13.25 11227

---

### trying another address for the statistics collector

[Description]

The application or command terminated normally, but a warning was output.

[System Processing]

Processing will continue.

[Action]

Check the message text and confirm that the issue does not affect the expected outcome.

## 2.13.26 11228

---

### could not create socket for statistics collector: @1@

[Description]

The database server was disconnected during execution of the application.

[System Processing]

Processing will be aborted.

[Action]

Communication may have been disconnected for the following reasons:

- An error occurred in the communication line (TCP/IP etc.)
- The database server terminated abnormally.

Take the following actions:

- Eliminate the cause of the communication disconnection.

Examine the application and check whether the transaction for implementing update is a long transaction. Judge whether it is a long transaction from the following viewpoints and modify the application.

- If the COMMIT process is not executed after update, add the COMMIT process.
  - If the total number of update records in a single transaction is high, split it into short transactions.
  - If search was conducted for a long period of time after update, execute COMMIT after update or review the search SQL statement.
- If none of the above situations applies, perform the following:
    - Confirm that the database server has not stopped.
    - If the database server is starting or stopping, re-execute the command after the database server starts.

## 2.13.27 11229

---

**could not bind socket for statistics collector: @1@**

[Description]

The database server was disconnected during execution of the application.

[System Processing]

Processing will be aborted.

[Action]

Communication may have been disconnected for the following reasons:

- An error occurred in the communication line (TCP/IP etc.)
- The database server terminated abnormally.

Take the following actions:

- Eliminate the cause of the communication disconnection.

Examine the application and check whether the transaction for implementing update is a long transaction. Judge whether it is a long transaction from the following viewpoints and modify the application.

- If the COMMIT process is not executed after update, add the COMMIT process.
  - If the total number of update records in a single transaction is high, split it into short transactions.
  - If search was conducted for a long period of time after update, execute COMMIT after update or review the search SQL statement.
- If none of the above situations applies, perform the following:
    - Confirm that the database server has not stopped.
    - If the database server is starting or stopping, re-execute the command after the database server starts.

## 2.13.28 11230

---

**could not get address of socket for statistics collector: @1@**

[Description]

The database server was disconnected during execution of the application.

[System Processing]

Processing will be aborted.



[Action]

Communication may have been disconnected for the following reasons:

- An error occurred in the communication line (TCP/IP etc.)
- The database server terminated abnormally.

Take the following actions:

- Eliminate the cause of the communication disconnection.

Examine the application and check whether the transaction for implementing update is a long transaction. Judge whether it is a long transaction from the following viewpoints and modify the application.

- a) If the COMMIT process is not executed after update, add the COMMIT process.
  - b) If the total number of update records in a single transaction is high, split it into short transactions.
  - c) If search was conducted for a long period of time after update, execute COMMIT after update or review the search SQL statement.
- If none of the above situations applies, perform the following:
    - a) Confirm that the database server has not stopped.
    - b) If the database server is starting or stopping, re-execute the command after the database server starts.

## 2.13.29 11231

---

**could not connect socket for statistics collector: @1@**

[Description]

The database server was disconnected during execution of the application.

[System Processing]

Processing will be aborted.

[Action]

Communication may have been disconnected for the following reasons:

- An error occurred in the communication line (TCP/IP etc.)
- The database server terminated abnormally.

Take the following actions:

- Eliminate the cause of the communication disconnection.

Examine the application and check whether the transaction for implementing update is a long transaction. Judge whether it is a long transaction from the following viewpoints and modify the application.

- a) If the COMMIT process is not executed after update, add the COMMIT process.
  - b) If the total number of update records in a single transaction is high, split it into short transactions.
  - c) If search was conducted for a long period of time after update, execute COMMIT after update or review the search SQL statement.
- If none of the above situations applies, perform the following:
    - a) Confirm that the database server has not stopped.
    - b) If the database server is starting or stopping, re-execute the command after the database server starts.

## 2.13.30 11232

---

**could not send test message on socket for statistics collector: @1@**

[Description]

The database server was disconnected during execution of the application.

### [System Processing]

Processing will be aborted.

### [Action]

Communication may have been disconnected for the following reasons:

- An error occurred in the communication line (TCP/IP etc.)
- The database server terminated abnormally.

Take the following actions:

- Eliminate the cause of the communication disconnection.

Examine the application and check whether the transaction for implementing update is a long transaction. Judge whether it is a long transaction from the following viewpoints and modify the application.

- a) If the COMMIT process is not executed after update, add the COMMIT process.
  - b) If the total number of update records in a single transaction is high, split it into short transactions.
  - c) If search was conducted for a long period of time after update, execute COMMIT after update or review the search SQL statement.
- If none of the above situations applies, perform the following:
    - a) Confirm that the database server has not stopped.
    - b) If the database server is starting or stopping, re-execute the command after the database server starts.

## 2.13.31 11233

---

**select() failed in statistics collector: @1@**

### [Description]

The database server was disconnected during execution of the application.

### [System Processing]

Processing will be aborted.

### [Action]

Communication may have been disconnected for the following reasons:

- An error occurred in the communication line (TCP/IP etc.)
- The database server terminated abnormally.

Take the following actions:

- Eliminate the cause of the communication disconnection.

Examine the application and check whether the transaction for implementing update is a long transaction. Judge whether it is a long transaction from the following viewpoints and modify the application.

- a) If the COMMIT process is not executed after update, add the COMMIT process.
  - b) If the total number of update records in a single transaction is high, split it into short transactions.
  - c) If search was conducted for a long period of time after update, execute COMMIT after update or review the search SQL statement.
- If none of the above situations applies, perform the following:
    - a) Confirm that the database server has not stopped.
    - b) If the database server is starting or stopping, re-execute the command after the database server starts.

## 2.13.32 11234

---

---

### test message did not get through on socket for statistics collector

#### [Description]

An error occurred during communication between the application and the database server.

#### [System Processing]

Processing will be aborted.

#### [Action]

Check if there are any problems in the network, eliminate the cause of any error and re-execute the command.

---

## 2.13.33 11235

---

### could not receive test message on socket for statistics collector: @1@

#### [Description]

The database server was disconnected during execution of the application.

#### [System Processing]

Processing will be aborted.

#### [Action]

Communication may have been disconnected for the following reasons:

- An error occurred in the communication line (TCP/IP etc.)
- The database server terminated abnormally.

Take the following actions:

- Eliminate the cause of the communication disconnection.

Examine the application and check whether the transaction for implementing update is a long transaction. Judge whether it is a long transaction from the following viewpoints and modify the application.

- a) If the COMMIT process is not executed after update, add the COMMIT process.
  - b) If the total number of update records in a single transaction is high, split it into short transactions.
  - c) If search was conducted for a long period of time after update, execute COMMIT after update or review the search SQL statement.
- If none of the above situations applies, perform the following:
    - a) Confirm that the database server has not stopped.
    - b) If the database server is starting or stopping, re-execute the command after the database server starts.

---

## 2.13.34 11236

---

### incorrect test message transmission on socket for statistics collector

#### [Description]

An unexpected error occurred.

#### [System Processing]

Processing will be aborted.

#### [Action]

Contact Fujitsu technical support.

## 2.13.35 11237

---

### could not set statistics collector socket to nonblocking mode: @1@

#### [Description]

The database server was disconnected during execution of the application.

#### [System Processing]

Processing will be aborted.

#### [Action]

Communication may have been disconnected for the following reasons:

- An error occurred in the communication line (TCP/IP etc.)
- The database server terminated abnormally.

Take the following actions:

- Eliminate the cause of the communication disconnection.

Examine the application and check whether the transaction for implementing update is a long transaction. Judge whether it is a long transaction from the following viewpoints and modify the application.

- a) If the COMMIT process is not executed after update, add the COMMIT process.
  - b) If the total number of update records in a single transaction is high, split it into short transactions.
  - c) If search was conducted for a long period of time after update, execute COMMIT after update or review the search SQL statement.
- If none of the above situations applies, perform the following:
    - a) Confirm that the database server has not stopped.
    - b) If the database server is starting or stopping, re-execute the command after the database server starts.

## 2.13.36 11238

---

### disabling statistics collector for lack of working socket

#### [Description]

The application or command terminated normally, but a warning was output.

#### [System Processing]

Processing will continue.

#### [Action]

Check the message text and confirm that the issue does not affect the expected outcome.

## 2.13.37 11239

---

### could not fork statistics collector: @1@

#### [Description]

An error occurred.

#### [System Processing]

Processing will be aborted.

#### [Action]

To investigate the cause of the occurrence from the message, and remove cause.

## 2.13.38 11241

---

### unrecognized reset target: "@1@"

#### [Description]

An error occurred during execution of the application or command.

#### [System Processing]

Processing will be aborted.

#### [Action]

Check the message text and confirm that the application is written correctly and the command is being used correctly.

## 2.13.39 11243

---

### could not read statistics message: @1@

#### [Description]

An error occurred during communication between the application and the database server.

#### [System Processing]

Processing will be aborted.

#### [Action]

Check if there are any problems in the network, eliminate the cause of any error and re-execute the command.

## 2.13.40 11244

---

### could not open temporary statistics file "@1@": @2@

#### [Description]

An error occurred during I/O processing in the database server.

#### [System Processing]

Processing will be aborted.

#### [Action]

To investigate the cause of the occurrence from the message, and remove cause.

## 2.13.41 11245

---

### could not write temporary statistics file "@1@": @2@

#### [Description]

There was insufficient free space in the disk of the database server during execution of the application.

#### [System Processing]

Processing will be aborted.

#### [Action]

Delete user data stored in the database server to free up space on the disk.

## 2.13.42 11246

---

---

### could not close temporary statistics file "@1@": @2@

[Description]

An error occurred during I/O processing in the database server.

[System Processing]

Processing will be aborted.

[Action]

To investigate the cause of the occurrence from the message, and remove cause.

---

## 2.13.43 11247

---

### could not rename temporary statistics file "@1@" to "@2@": @3@

[Description]

An error occurred during I/O processing in the database server.

[System Processing]

Processing will be aborted.

[Action]

To investigate the cause of the occurrence from the message, and remove cause.

---

## 2.13.44 11248

---

### could not open dictionary file "@1@": @2@

[Description]

An error occurred during I/O processing in the database server.

[System Processing]

Processing will be aborted.

[Action]

To investigate the cause of the occurrence from the message, and remove cause.

---

## 2.13.45 11249

---

### corrupted statistics file "@1@"

[Description]

The application or command terminated normally, but a warning was output.

[System Processing]

Processing will continue.

[Action]

Check the message text and confirm that the issue does not affect the expected outcome.

---

## 2.13.46 11250

---

### database hash table corrupted during cleanup --- abort

[Description]

An error occurred during I/O processing in the database server.

[System Processing]

Processing will be aborted.

[Action]

To investigate the cause of the occurrence from the message, and remove cause.

## 2.13.47 11252

---

### could not read from logger pipe: @1@

[Description]

The database server was disconnected during execution of the application.

[System Processing]

Processing will be aborted.

[Action]

Communication may have been disconnected for the following reasons:

- An error occurred in the communication line (TCP/IP etc.)
- The database server terminated abnormally.

Take the following actions:

- Eliminate the cause of the communication disconnection.

Examine the application and check whether the transaction for implementing update is a long transaction. Judge whether it is a long transaction from the following viewpoints and modify the application.

- a) If the COMMIT process is not executed after update, add the COMMIT process.
  - b) If the total number of update records in a single transaction is high, split it into short transactions.
  - c) If search was conducted for a long period of time after update, execute COMMIT after update or review the search SQL statement.
- If none of the above situations applies, perform the following:
    - a) Confirm that the database server has not stopped.
    - b) If the database server is starting or stopping, re-execute the command after the database server starts.

## 2.13.48 11253

---

### logger shutting down

[Description]

Terminated normally.

[System Processing]

Continues processing.

[Action]

No action required.

## 2.13.49 11254

---

### could not create pipe for syslog: @1@

[Description]

An error occurred during communication between the application and the database server.

[System Processing]

Processing will be aborted.

[Action]

Check if there are any problems in the network, eliminate the cause of any error and re-execute the command.

## 2.13.50 11255

---

### could not fork system logger: @1@

[Description]

An error occurred.

[System Processing]

Processing will be aborted.

[Action]

To investigate the cause of the occurrence from the message, and remove cause.

## 2.13.51 11256

---

### could not redirect stdout: @1@

[Description]

An unexpected error occurred.

[System Processing]

Processing will be aborted.

[Action]

Contact Fujitsu technical support.

## 2.13.52 11257

---

### could not redirect stderr: @1@

[Description]

An unexpected error occurred.

[System Processing]

Processing will be aborted.

[Action]

Contact Fujitsu technical support.

## 2.13.53 11258

---

### could not open affix file "@1@": @2@

[Description]

An error occurred during I/O processing in the database server.



[System Processing]

Processing will be aborted.

[Action]

To investigate the cause of the occurrence from the message, and remove cause.

---

## 2.13.54 11259

---

**disabling automatic rotation (use SIGHUP to re-enable)**

[Description]

The application or command terminated normally, but a warning was output.

[System Processing]

Processing will continue.

[Action]

Check the message text and confirm that the issue does not affect the expected outcome.

---

## 2.13.55 11260

---

**could not fork process: @1@**

[Description]

An error occurred.

[System Processing]

Processing will be aborted.

[Action]

To investigate the cause of the occurrence from the message, and remove cause.

---

## 2.13.56 11261

---

**archive\_mode enabled, yet archive\_command is not set**

[Description]

The application or command terminated normally, but a warning was output.

[System Processing]

Processing will continue.

[Action]

Check the message text and confirm that the issue does not affect the expected outcome.

---

## 2.13.57 11262

---

**archiving write-ahead log file "@1@" failed too many times, will try again later**

[Description]

The application or command terminated normally, but a warning was output.

[System Processing]

Processing will continue.

[Action]

Check the message text and confirm that the issue does not affect the expected outcome.

## 2.13.58 11263

---

### archive command failed with exit code @1@

[Description]

An error occurred during executing the command specified by archive\_command parameter at postgresql.conf.

[System Processing]

Processing will be aborted.

[Action]

Identify the cause according to the messages shown before this message and the return code shown in this message. And then work around if necessary.

## 2.13.59 11264

---

### archive command was terminated by exception 0x@1@

[Description]

An unexpected error occurred.

[System Processing]

Processing will be aborted.

[Action]

Contact Fujitsu technical support.

## 2.13.60 11266

---

### archive command was terminated by signal @1@: @2@

[Description]

An unexpected error occurred.

[System Processing]

Processing will be aborted.

[Action]

Contact Fujitsu technical support.

## 2.13.61 11267

---

### archive command exited with unrecognized status @1@

[Description]

An unexpected error occurred.

[System Processing]

Processing will be aborted.

[Action]

Contact Fujitsu technical support.

## 2.13.62 11268

---

### archived write-ahead log file "@1@"

[Description]

Terminated normally.

[System Processing]

Continues processing.

[Action]

No action required.

## 2.13.63 11269

---

### could not open archive status directory "@1@": @2@

[Description]

An error occurred during I/O processing in the database server.

[System Processing]

Processing will be aborted.

[Action]

To investigate the cause of the occurrence from the message, and remove cause.

## 2.13.64 11270

---

### could not fork autovacuum launcher process: @1@

[Description]

An error occurred.

[System Processing]

Processing will be aborted.

[Action]

To investigate the cause of the occurrence from the message, and remove cause.

## 2.13.65 11271

---

### autovacuum launcher started

[Description]

Terminated normally.

[System Processing]

Continues processing.

[Action]

No action required.

## 2.13.66 11272

---

### autovacuum launcher shutting down

[Description]

Terminated normally.

[System Processing]

Continues processing.

[Action]

No action required.

## 2.13.67 11273

---

### could not fork autovacuum worker process: @1@

[Description]

An error occurred.

[System Processing]

Processing will be aborted.

[Action]

To investigate the cause of the occurrence from the message, and remove cause.

## 2.13.68 11274

---

### autovacuum: processing database "@1@"

[Description]

Terminated normally.

[System Processing]

Continues processing.

[Action]

No action required.

## 2.13.69 11275

---

### autovacuum: dropping orphan temp table "@1@.@2@.@3@"

[Description]

The application or command terminated normally, but a warning was output.

[System Processing]

Processing will continue.

[Action]

Check the message text and confirm that the issue does not affect the expected outcome.

## 2.13.70 11276

---

---

### autovacuum: found orphan temp table "@1@"."@2@" in database "@3@"

#### [Description]

Uncollected garbage of the temporary table was found during automatic vacuuming

#### [System Processing]

Continues processing.

#### [Action]

No action required. The garbage of the temporary table will be collected automatically later.

If you want to collect it and obtain the storage space immediately,

drop the schema derived from @1 with the database user having superuser permission.

---

## 2.13.71 11277

---

### autovacuum not started because of misconfiguration

#### [Description]

The application or command terminated normally, but a warning was output.

#### [System Processing]

Processing will continue.

#### [Action]

Check the message text and confirm that the issue does not affect the expected outcome.

---

## 2.13.72 11278

---

### no empty local buffer available

#### [Description]

There was insufficient free space in the disk of the database server during execution of the application.

#### [System Processing]

Processing will be aborted.

#### [Action]

Delete user data stored in the database server to free up space on the disk.

---

## 2.13.73 11279

---

### cannot cluster temporary tables of other sessions

#### [Description]

An error occurred during execution of the application or command.

#### [System Processing]

Processing will be aborted.

#### [Action]

Check the message text and confirm that the application is written correctly and the command is being used correctly.

## 2.13.74 11280

---

### unexpected data beyond EOF in block @1@ of relation @2@

[Description]

An error occurred during I/O processing in the database server.

[System Processing]

Processing will be aborted.

[Action]

To investigate the cause of the occurrence from the message, and remove cause.

## 2.13.75 11281

---

### Continues processing past damaged page headers.

[Description]

The application or command terminated normally, but a warning was output.

[System Processing]

Processing will continue.

[Action]

Check the message text and confirm that the issue does not affect the expected outcome.

## 2.13.76 11283

---

### could not write block @1@ of @2@

[Description]

The application or command terminated normally, but a warning was output.

[System Processing]

Processing will continue.

[Action]

Check the message text and confirm that the issue does not affect the expected outcome.

## 2.13.77 11284

---

### could not truncate file "@1@": @2@

[Description]

The application or command terminated normally, but a warning was output.

[System Processing]

Processing will continue.

[Action]

Check the message text and confirm that the issue does not affect the expected outcome.

## 2.13.78 11285

---

---

### cannot extend file "@1@" beyond @2@ blocks

[Description]

An error occurred during execution of the application or command.

[System Processing]

Processing will be aborted.

[Action]

Check the message text and confirm that the application is written correctly and the command is being used correctly.

---

## 2.13.79 11287

---

### could not extend file "@1@": @2@

[Description]

There was insufficient free space in the disk of the database server during execution of the application.

[System Processing]

Processing will be aborted.

[Action]

Delete user data stored in the database server to free up space on the disk.

---

## 2.13.80 11288

---

### could not extend file "@1@": wrote only @2@ of @3@ bytes at block @4@

[Description]

There was insufficient free space in the disk of the database server during execution of the application.

[System Processing]

Processing will be aborted.

[Action]

Delete user data stored in the database server to free up space on the disk.

---

## 2.13.81 11289

---

### could not read block @1@ in file "@2@": @3@

[Description]

An error occurred during I/O processing in the database server.

[System Processing]

Processing will be aborted.

[Action]

To investigate the cause of the occurrence from the message, and remove cause.

---

## 2.13.82 11290

---

### could not read block @1@ in file "@2@": read only @3@ of @4@ bytes

[Description]

An error occurred during I/O processing in the database server.

[System Processing]

Processing will be aborted.

[Action]

To investigate the cause of the occurrence from the message, and remove cause.

## 2.13.83 11291

---

### could not write block @1@ in file "@2@": @3@

[Description]

There was insufficient free space in the disk of the database server during execution of the application.

[System Processing]

Processing will be aborted.

[Action]

Delete user data stored in the database server to free up space on the disk.

## 2.13.84 11292

---

### could not write block @1@ in file "@2@": wrote only @3@ of @4@ bytes

[Description]

There was insufficient free space in the disk of the database server during execution of the application.

[System Processing]

Processing will be aborted.

[Action]

Delete user data stored in the database server to free up space on the disk.

## 2.13.85 11293

---

### could not truncate file "@1@" to @2@ blocks: it's only @3@ blocks now

[Description]

An error occurred during I/O processing in the database server.

[System Processing]

Processing will be aborted.

[Action]

To investigate the cause of the occurrence from the message, and remove cause.

## 2.13.86 11294

---

### could not truncate file "@1@" to @2@ blocks: @3@

[Description]

An error occurred during I/O processing in the database server.



[System Processing]

Processing will be aborted.

[Action]

To investigate the cause of the occurrence from the message, and remove cause.

## 2.13.87 11296

---

### could not forward fsync request because request queue is full

[Description]

Terminated normally.

[System Processing]

Continues processing.

[Action]

No action required.

## 2.13.88 11297

---

### could not open file "@1@" (target block @2@): @3@

[Description]

An error occurred during I/O processing in the database server.

[System Processing]

Processing will be aborted.

[Action]

To investigate the cause of the occurrence from the message, and remove cause.

## 2.13.89 11298

---

### could not seek to end of file "@1@": @2@

[Description]

An error occurred during I/O processing in the database server.

[System Processing]

Processing will be aborted.

[Action]

To investigate the cause of the occurrence from the message, and remove cause.

## 2.13.90 11299

---

### memory for serializable conflict tracking is nearly exhausted

[Description]

The application or command terminated normally, but a warning was output.

[System Processing]

Processing will continue.

[Action]

Check the message text and confirm that the issue does not affect the expected outcome.

## 2.14 Message Numbers Beginning with 11300

---

### 2.14.1 11300

---

#### not enough shared memory for data structure "@1@" (@2@ bytes requested)

[Description]

There was insufficient free space in the database server's shared memory during execution of the application.

[System Processing]

Processing will be aborted.

[Action]

Estimate memory usage and take the following action:

- If the number of simultaneous connections from client applications is high, reduce it.
- If the number of simultaneous SQL executions is high, reduce it.

### 2.14.2 11301

---

#### deferrable snapshot was unsafe; trying a new one

[Description]

The application or command terminated normally, but a warning was output.

[System Processing]

Processing will continue.

[Action]

Check the message text and confirm that the issue does not affect the expected outcome.

### 2.14.3 11302

---

#### out of shared memory

[Description]

There was insufficient free space in the database server's shared memory during execution of the application.

[System Processing]

Processing will be aborted.

[Action]

Estimate memory usage and take the following action:

- If the number of simultaneous connections from client applications is high, reduce it.
- If the number of simultaneous SQL executions is high, reduce it.

### 2.14.4 11303

---

#### could not serialize access due to read/write dependencies among transactions

[Description]

An error occurred during execution of the application or command.

[System Processing]

Processing will be aborted.

[Action]

Check the message text and confirm that the application is written correctly and the command is being used correctly.

## 2.14.5 11304

---

### deadlock detected

[Description]

An error occurred because execution is temporarily impossible.

[System Processing]

Processing will be aborted.

[Action]

Restart the application. If the same error occurs when you restart the application, to check if there are any problems in the database server.

## 2.14.6 11305

---

### cannot acquire lock mode @1@ on database objects while recovery is in progress

[Description]

An error occurred during execution of the application or command.

[System Processing]

Processing will be aborted.

[Action]

Check the message text and confirm that the application is written correctly and the command is being used correctly.

## 2.14.7 11307

---

### process @1@ avoided deadlock for @2@ on @3@ by rearranging queue order after @4@.@5@ ms

[Description]

The application or command terminated normally, but a warning was output.

[System Processing]

Processing will continue.

[Action]

Check the message text and confirm that the issue does not affect the expected outcome.

## 2.14.8 11308

---

### process @1@ detected deadlock while waiting for @2@ on @3@ after @4@.@5@ ms

[Description]

The application or command terminated normally, but a warning was output.

[System Processing]

Processing will continue.

[Action]

Check the message text and confirm that the issue does not affect the expected outcome.

## 2.14.9 11309

---

**process @1@ still waiting for @2@ on @3@ after @4@.@5@ ms**

[Description]

The application or command terminated normally, but a warning was output.

[System Processing]

Processing will continue.

[Action]

Check the message text and confirm that the issue does not affect the expected outcome.

## 2.14.10 11310

---

**process @1@ acquired @2@ on @3@ after @4@.@5@ ms**

[Description]

Terminated normally.

[System Processing]

Continues processing.

[Action]

No action required.

## 2.14.11 11311

---

**process @1@ failed to acquire @2@ on @3@ after @4@.@5@ ms**

[Description]

The application or command terminated normally, but a warning was output.

[System Processing]

Processing will continue.

[Action]

Check the message text and confirm that the issue does not affect the expected outcome.

## 2.14.12 11314

---

**getrlimit failed: @1@**

[Description]

The application or command terminated normally, but a warning was output.

[System Processing]

Processing will continue.

[Action]

Check the message text and confirm that the issue does not affect the expected outcome.

## 2.14.13 11315

---

### insufficient file descriptors available to start server process

[Description]

An unexpected error occurred.

[System Processing]

Processing will be aborted.

[Action]

Contact Fujitsu technical support.

## 2.14.14 11316

---

### out of file descriptors: @1@; release and retry

[Description]

An unexpected error occurred.

[System Processing]

Processing will be aborted.

[Action]

Contact Fujitsu technical support.

## 2.14.15 11317

---

### temporary file: path "@1@", size @2@

[Description]

Terminated normally.

[System Processing]

Continues processing.

[Action]

No action required.

## 2.14.16 11318

---

### could not read directory "@1@": @2@

[Description]

The application or command terminated normally, but a warning was output.

[System Processing]

Processing will continue.

[Action]

Check the message text and confirm that the issue does not affect the expected outcome.

## 2.14.17 11320

---

### could not create directory "@1@": @2@

#### [Description]

There was insufficient free space in the disk of the database server during execution of the application.

#### [System Processing]

Processing will be aborted.

#### [Action]

Delete user data stored in the database server to free up space on the disk.

## 2.14.18 11322

---

### could not create ShmemIndex entry for data structure "@1@"

#### [Description]

There was insufficient free space in the database server's shared memory during execution of the application.

#### [System Processing]

Processing will be aborted.

#### [Action]

Estimate memory usage and take the following action:

- If the number of simultaneous connections from client applications is high, reduce it.
- If the number of simultaneous SQL executions is high, reduce it.

## 2.14.19 11323

---

### ShmemIndex entry size is wrong for data structure "@1@": expected @2@, actual @3@

#### [Description]

An unexpected error occurred.

#### [System Processing]

Processing will be aborted.

#### [Action]

Contact Fujitsu technical support.

## 2.14.20 11324

---

### requested shared memory size overflows size\_t

#### [Description]

An error occurred during execution of the application or command.

#### [System Processing]

Processing will be aborted.

#### [Action]

Check the message text and confirm that the application is written correctly and the command is being used correctly.

## 2.14.21 11325

---

**corrupted page pointers: lower = @1@, upper = @2@, special = @3@**

[Description]

An error occurred during I/O processing in the database server.

[System Processing]

Processing will be aborted.

[Action]

To investigate the cause of the occurrence from the message, and remove cause.

## 2.14.22 11326

---

**corrupted line pointer: @1@**

[Description]

An error occurred during I/O processing in the database server.

[System Processing]

Processing will be aborted.

[Action]

To investigate the cause of the occurrence from the message, and remove cause.

## 2.14.23 11327

---

**corrupted item lengths: total @1@, available space @2@**

[Description]

An error occurred during I/O processing in the database server.

[System Processing]

Processing will be aborted.

[Action]

To investigate the cause of the occurrence from the message, and remove cause.

## 2.14.24 11328

---

**corrupted line pointer: offset = @1@, size = @2@**

[Description]

An error occurred during I/O processing in the database server.

[System Processing]

Processing will be aborted.

[Action]

To investigate the cause of the occurrence from the message, and remove cause.

## 2.14.25 11331

---

---

### could not create unique index "@1@"

[Description]

An error occurred during execution of the application or command.

[System Processing]

Processing will be aborted.

[Action]

Check the message text and confirm that the application is written correctly and the command is being used correctly.

---

## 2.14.26 11332

---

### could not find function "@1@" in file "@2@"

[Description]

An error occurred during execution of the application or command.

[System Processing]

Processing will be aborted.

[Action]

Check the message text and confirm that the application is written correctly and the command is being used correctly.

---

## 2.14.27 11333

---

### could not access file "@1@": @2@

[Description]

An error occurred during I/O processing in the database server.

[System Processing]

Processing will be aborted.

[Action]

To investigate the cause of the occurrence from the message, and remove cause.

---

## 2.14.28 11334

---

### could not load library "@1@": @2@

[Description]

An error occurred during I/O processing in the database server.

[System Processing]

Processing will be aborted.

[Action]

To investigate the cause of the occurrence from the message, and remove cause.

---

## 2.14.29 11335

---

### incompatible library "@1@": missing magic block



[Description]

An error occurred during execution of the application or command.

[System Processing]

Processing will be aborted.

[Action]

Check the message text and confirm that the application is written correctly and the command is being used correctly.

## 2.14.30 11336

---

### incompatible library "@1@": version mismatch

[Description]

An error occurred during execution of the application or command.

[System Processing]

Processing will be aborted.

[Action]

Check the message text and confirm that the application is written correctly and the command is being used correctly.

## 2.14.31 11337

---

### incompatible library "@1@": magic block mismatch

[Description]

An error occurred during execution of the application or command.

[System Processing]

Processing will be aborted.

[Action]

Check the message text and confirm that the application is written correctly and the command is being used correctly.

## 2.14.32 11338

---

### access to library "@1@" is not allowed

[Description]

An error occurred during execution of the application or command.

[System Processing]

Processing will be aborted.

[Action]

Check the message text and confirm that the application is written correctly and the command is being used correctly.

## 2.14.33 11339

---

### invalid macro name in dynamic library path: @1@

[Description]

An error occurred during execution of the application or command.

[System Processing]

Processing will be aborted.

[Action]

Check the message text and confirm that the application is written correctly and the command is being used correctly.

## 2.14.34 11340

---

**zero-length component in parameter "dynamic\_library\_path"**

[Description]

An error occurred during execution of the application or command.

[System Processing]

Processing will be aborted.

[Action]

Check the message text and confirm that the application is written correctly and the command is being used correctly.

## 2.14.35 11341

---

**component in parameter "dynamic\_library\_path" is not an absolute path**

[Description]

An error occurred during execution of the application or command.

[System Processing]

Processing will be aborted.

[Action]

Check the message text and confirm that the application is written correctly and the command is being used correctly.

## 2.14.36 11342

---

**could not determine actual result type for function "@1@" declared to return type @2@**

[Description]

An error occurred during execution of the application or command.

[System Processing]

Processing will be aborted.

[Action]

Check the message text and confirm that the application is written correctly and the command is being used correctly.

## 2.14.37 11343

---

**number of aliases does not match number of columns**

[Description]

An error occurred during execution of the application or command.

[System Processing]

Processing will be aborted.

[Action]

Check the message text and confirm that the application is written correctly and the command is being used correctly.

## 2.14.38 11344

---

### no column alias was provided

[Description]

An error occurred during execution of the application or command.

[System Processing]

Processing will be aborted.

[Action]

Check the message text and confirm that the application is written correctly and the command is being used correctly.

## 2.14.39 11345

---

### could not determine row description for function returning record

[Description]

An error occurred during execution of the application or command.

[System Processing]

Processing will be aborted.

[Action]

Check the message text and confirm that the application is written correctly and the command is being used correctly.

## 2.14.40 11346

---

### internal function "@1@" is not in internal lookup table

[Description]

An error occurred during execution of the application or command.

[System Processing]

Processing will be aborted.

[Action]

Check the message text and confirm that the application is written correctly and the command is being used correctly.

## 2.14.41 11347

---

### unrecognized API version @1@ reported by info function "@2@"

[Description]

An error occurred during execution of the application or command.

[System Processing]

Processing will be aborted.

[Action]

Check the message text and confirm that the application is written correctly and the command is being used correctly.

## 2.14.42 11349

---

### cached plan must not change result type

[Description]

An error occurred during execution of the application or command.

[System Processing]

Processing will be aborted.

[Action]

Check the message text and confirm that the application is written correctly and the command is being used correctly.

## 2.14.43 11350

---

### "@1@" is not a type

[Description]

An error occurred during execution of the application or command.

[System Processing]

Processing will be aborted.

[Action]

Check the message text and confirm that the application is written correctly and the command is being used correctly.

## 2.14.44 11351

---

### record type has not been registered

[Description]

An error occurred during execution of the application or command.

[System Processing]

Processing will be aborted.

[Action]

Check the message text and confirm that the application is written correctly and the command is being used correctly.

## 2.14.45 11352

---

### @1@ is not an enum

[Description]

An error occurred during execution of the application or command.

[System Processing]

Processing will be aborted.

[Action]

Check the message text and confirm that the application is written correctly and the command is being used correctly.

## 2.14.46 11353

---

---

**could not create relation-cache initialization file "@1@": @2@****[Description]**

The application or command terminated normally, but a warning was output.

**[System Processing]**

Processing will continue.

**[Action]**

Check the message text and confirm that the issue does not affect the expected outcome.

---

**2.14.47 11354**

---

**cannot PREPARE a transaction that modified relation mapping****[Description]**

An error occurred during execution of the application or command.

**[System Processing]**

Processing will be aborted.

**[Action]**

Check the message text and confirm that the application is written correctly and the command is being used correctly.

---

**2.14.48 11355**

---

**could not open file "@1@": @2@****[Description]**

An error occurred during I/O processing in the database server.

**[System Processing]**

Processing will be aborted.

**[Action]**

To investigate the cause of the occurrence from the message, and remove cause.

---

**2.14.49 11357**

---

**relation mapping file "@1@" contains invalid data****[Description]**

An error occurred during I/O processing in the database server.

**[System Processing]**

Processing will be aborted.

**[Action]**

To investigate the cause of the occurrence from the message, and remove cause.

---

**2.14.50 11358**

---

**relation mapping file "@1@" contains incorrect checksum**

[Description]

An error occurred during I/O processing in the database server.

[System Processing]

Processing will be aborted.

[Action]

To investigate the cause of the occurrence from the message, and remove cause.

## 2.14.51 11359

---

### could not write file "@1@\

[Description]

There was insufficient free space in the disk of the database server during execution of the application.

[System Processing]

Processing will be aborted.

[Action]

Delete user data stored in the database server to free up space on the disk.

## 2.14.52 11360

---

### could not fsync file "@1@": @2@

[Description]

An error occurred during I/O processing in the database server.

[System Processing]

Processing will be aborted.

[Action]

To investigate the cause of the occurrence from the message, and remove cause.

## 2.14.53 11361

---

### could not close file "@1@\

[Description]

An error occurred during I/O processing in the database server.

[System Processing]

Processing will be aborted.

[Action]

To investigate the cause of the occurrence from the message, and remove cause.

## 2.14.54 11362

---

### argument type @1@ is only a shell

[Description]

An error occurred during execution of the application or command.

[System Processing]

Processing will be aborted.

[Action]

Check the message text and confirm that the application is written correctly and the command is being used correctly.

---

## 2.14.55 11363

---

**no binary input function available for type @1@**

[Description]

An error occurred during execution of the application or command.

[System Processing]

Processing will be aborted.

[Action]

Check the message text and confirm that the application is written correctly and the command is being used correctly.

---

## 2.14.56 11364

---

**no binary output function available for type @1@**

[Description]

An error occurred during execution of the application or command.

[System Processing]

Processing will be aborted.

[Action]

Check the message text and confirm that the application is written correctly and the command is being used correctly.

---

## 2.14.57 11365

---

**no input function available for type @1@**

[Description]

An error occurred during execution of the application or command.

[System Processing]

Processing will be aborted.

[Action]

Check the message text and confirm that the application is written correctly and the command is being used correctly.

---

## 2.14.58 11366

---

**no output function available for type @1@**

[Description]

An error occurred during execution of the application or command.

[System Processing]

Processing will be aborted.

[Action]

Check the message text and confirm that the application is written correctly and the command is being used correctly.

## 2.14.59 11367

---

### could not reopen file "@1@" as stderr: @2@

[Description]

An error occurred during I/O processing in the database server.

[System Processing]

Processing will be aborted.

[Action]

To investigate the cause of the occurrence from the message, and remove cause.

## 2.14.60 11368

---

### could not reopen file "@1@" as stdout: @2@

[Description]

An error occurred during I/O processing in the database server.

[System Processing]

Processing will be aborted.

[Action]

To investigate the cause of the occurrence from the message, and remove cause.

## 2.14.61 11369

---

### cursor "@1@" already exists

[Description]

An error occurred during execution of the application or command.

[System Processing]

Processing will be aborted.

[Action]

Check the message text and confirm that the application is written correctly and the command is being used correctly.

## 2.14.62 11370

---

### closing existing cursor "@1@"

[Description]

The application or command terminated normally, but a warning was output.

[System Processing]

Processing will continue.

[Action]

Check the message text and confirm that the issue does not affect the expected outcome.



## 2.14.63 11371

---

### cannot drop active portal "@1@"

[Description]

An error occurred during execution of the application or command.

[System Processing]

Processing will be aborted.

[Action]

Check the message text and confirm that the application is written correctly and the command is being used correctly.

## 2.14.64 11372

---

### cannot PREPARE a transaction that has created a cursor WITH HOLD

[Description]

An error occurred during execution of the application or command.

[System Processing]

Processing will be aborted.

[Action]

Check the message text and confirm that the application is written correctly and the command is being used correctly.

## 2.14.65 11373

---

### word is too long (@1@ bytes, max @2@ bytes)

[Description]

An error occurred during execution of the application or command.

[System Processing]

Processing will be aborted.

[Action]

Check the message text and confirm that the application is written correctly and the command is being used correctly.

## 2.14.66 11374

---

### string is too long for tsvector (@1@ bytes, max @2@ bytes)

[Description]

An error occurred during execution of the application or command.

[System Processing]

Processing will be aborted.

[Action]

Check the message text and confirm that the application is written correctly and the command is being used correctly.

## 2.14.67 11375

---

---

### argument of ntile must be greater than zero

[Description]

An error occurred during execution of the application or command.

[System Processing]

Processing will be aborted.

[Action]

Check the message text and confirm that the application is written correctly and the command is being used correctly.

---

## 2.14.68 11376

---

### argument of nth\_value must be greater than zero

[Description]

An error occurred during execution of the application or command.

[System Processing]

Processing will be aborted.

[Action]

Check the message text and confirm that the application is written correctly and the command is being used correctly.

---

## 2.14.69 11379

---

### integer out of range

[Description]

An error occurred during execution of the application or command.

[System Processing]

Processing will be aborted.

[Action]

Check the message text and confirm that the application is written correctly and the command is being used correctly.

---

## 2.14.70 11380

---

### argument must be empty or one-dimensional array

[Description]

An error occurred during execution of the application or command.

[System Processing]

Processing will be aborted.

[Action]

Check the message text and confirm that the application is written correctly and the command is being used correctly.

---

## 2.14.71 11381

---

### cannot concatenate incompatible arrays

[Description]

An error occurred during execution of the application or command.

[System Processing]

Processing will be aborted.

[Action]

Check the message text and confirm that the application is written correctly and the command is being used correctly.

## 2.14.72 11382

---

### invalid number of dimensions: @1@

[Description]

An error occurred during execution of the application or command.

[System Processing]

Processing will be aborted.

[Action]

Check the message text and confirm that the application is written correctly and the command is being used correctly.

## 2.14.73 11383

---

### could not determine input data type

[Description]

An error occurred during execution of the application or command.

[System Processing]

Processing will be aborted.

[Action]

Check the message text and confirm that the application is written correctly and the command is being used correctly.

## 2.14.74 11385

---

### division by zero

[Description]

An error occurred during execution of the application or command.

[System Processing]

Processing will be aborted.

[Action]

Check the message text and confirm that the application is written correctly and the command is being used correctly.

## 2.14.75 11387

---

### timestamp out of range

[Description]

An error occurred during execution of the application or command.

[System Processing]

Processing will be aborted.

[Action]

Check the message text and confirm that the application is written correctly and the command is being used correctly.

---

## 2.14.76 11391

---

### invalid input syntax for type @1@: "@2@"

[Description]

An error occurred during execution of the application or command.

[System Processing]

Processing will be aborted.

[Action]

Check the message text and confirm that the application is written correctly and the command is being used correctly.

---

## 2.14.77 11398

---

### global tablespace never has databases

[Description]

The application or command terminated normally, but a warning was output.

[System Processing]

Processing will continue.

[Action]

Check the message text and confirm that the issue does not affect the expected outcome.

---

## 2.14.78 11399

---

### @1@ is not a tablespace OID

[Description]

The application or command terminated normally, but a warning was output.

[System Processing]

Processing will continue.

[Action]

Check the message text and confirm that the issue does not affect the expected outcome.

---

## 2.15 Message Numbers Beginning with 11400

---

---

### 2.15.1 11400

---

### invalid input syntax for type @1@: "@2@"

[Description]

An error occurred during execution of the application or command.

[System Processing]

Processing will be aborted.

[Action]

Check the message text and confirm that the application is written correctly and the command is being used correctly.

## 2.15.2 11401

---

### **syntax error in tsquery: "@1@"**

[Description]

An error occurred during execution of the application or command.

[System Processing]

Processing will be aborted.

[Action]

Check the message text and confirm that the application is written correctly and the command is being used correctly.

## 2.15.3 11402

---

### **syntax error in tsvector: "@1@"**

[Description]

An error occurred during execution of the application or command.

[System Processing]

Processing will be aborted.

[Action]

Check the message text and confirm that the application is written correctly and the command is being used correctly.

## 2.15.4 11403

---

### **there is no escaped character: "@1@"**

[Description]

An error occurred during execution of the application or command.

[System Processing]

Processing will be aborted.

[Action]

Check the message text and confirm that the application is written correctly and the command is being used correctly.

## 2.15.5 11404

---

### **wrong position info in tsvector: "@1@"**

[Description]

An error occurred during execution of the application or command.

[System Processing]

Processing will be aborted.

[Action]

Check the message text and confirm that the application is written correctly and the command is being used correctly.

## 2.15.6 11405

---

### sequence "@1@" does not exist

[Description]

An error occurred during execution of the application or command.

[System Processing]

Processing will be aborted.

[Action]

Check the message text and confirm that the application is written correctly and the command is being used correctly.

## 2.15.7 11406

---

### more than one function named "@1@"

[Description]

An error occurred during execution of the application or command.

[System Processing]

Processing will be aborted.

[Action]

Check the message text and confirm that the application is written correctly and the command is being used correctly.

## 2.15.8 11407

---

### more than one operator named @1@

[Description]

An error occurred during execution of the application or command.

[System Processing]

Processing will be aborted.

[Action]

Check the message text and confirm that the application is written correctly and the command is being used correctly.

## 2.15.9 11408

---

### too many arguments

[Description]

An error occurred during execution of the application or command.

[System Processing]

Processing will be aborted.

[Action]

Check the message text and confirm that the application is written correctly and the command is being used correctly.

## 2.15.10 11409

---

### invalid name syntax

[Description]

An error occurred during execution of the application or command.

[System Processing]

Processing will be aborted.

[Action]

Check the message text and confirm that the application is written correctly and the command is being used correctly.

## 2.15.11 11410

---

### expected a left parenthesis

[Description]

An error occurred during execution of the application or command.

[System Processing]

Processing will be aborted.

[Action]

Check the message text and confirm that the application is written correctly and the command is being used correctly.

## 2.15.12 11411

---

### expected a right parenthesis

[Description]

An error occurred during execution of the application or command.

[System Processing]

Processing will be aborted.

[Action]

Check the message text and confirm that the application is written correctly and the command is being used correctly.

## 2.15.13 11412

---

### expected a type name

[Description]

An error occurred during execution of the application or command.

[System Processing]

Processing will be aborted.

[Action]

Check the message text and confirm that the application is written correctly and the command is being used correctly.

## 2.15.14 11413

---

---

### **improper type name**

[Description]

An error occurred during execution of the application or command.

[System Processing]

Processing will be aborted.

[Action]

Check the message text and confirm that the application is written correctly and the command is being used correctly.

---

## **2.15.15 11414**

---

### **invalid type modifier**

[Description]

An error occurred during execution of the application or command.

[System Processing]

Processing will be aborted.

[Action]

Check the message text and confirm that the application is written correctly and the command is being used correctly.

---

## **2.15.16 11415**

---

### **TIME(@1 @)@2@ precision must not be negative**

[Description]

An error occurred during execution of the application or command.

[System Processing]

Processing will be aborted.

[Action]

Check the message text and confirm that the application is written correctly and the command is being used correctly.

---

## **2.15.17 11416**

---

### **TIME(@1 @)@2@ precision reduced to maximum allowed, @3@**

[Description]

The application or command terminated normally, but a warning was output.

[System Processing]

Processing will continue.

[Action]

Check the message text and confirm that the issue does not affect the expected outcome.

---

## **2.15.18 11417**

---

### **date out of range: "@1@"**



[Description]

An error occurred during execution of the application or command.

[System Processing]

Processing will be aborted.

[Action]

Check the message text and confirm that the application is written correctly and the command is being used correctly.

---

## 2.15.19 11419

---

### timestamp cannot be NaN

[Description]

An error occurred during execution of the application or command.

[System Processing]

Processing will be aborted.

[Action]

Check the message text and confirm that the application is written correctly and the command is being used correctly.

---

## 2.15.20 11420

---

### timestamp(@1@) precision must be between @2@ and @3@

[Description]

An error occurred during execution of the application or command.

[System Processing]

Processing will be aborted.

[Action]

Check the message text and confirm that the application is written correctly and the command is being used correctly.

---

## 2.15.21 11421

---

### interval out of range

[Description]

An error occurred during execution of the application or command.

[System Processing]

Processing will be aborted.

[Action]

Check the message text and confirm that the application is written correctly and the command is being used correctly.

---

## 2.15.22 11422

---

### invalid INTERVAL type modifier

[Description]

An error occurred during execution of the application or command.

[System Processing]

Processing will be aborted.

[Action]

Check the message text and confirm that the application is written correctly and the command is being used correctly.

---

## 2.15.23 11423

---

**TIMESTAMP(@1 @)@2@ precision must not be negative**

[Description]

An error occurred during execution of the application or command.

[System Processing]

Processing will be aborted.

[Action]

Check the message text and confirm that the application is written correctly and the command is being used correctly.

---

## 2.15.24 11424

---

**TIMESTAMP(@1 @)@2@ precision reduced to maximum allowed, @3@**

[Description]

The application or command terminated normally, but a warning was output.

[System Processing]

Processing will continue.

[Action]

Check the message text and confirm that the issue does not affect the expected outcome.

---

## 2.15.25 11425

---

**interval(@1 @) precision must be between @2@ and @3@**

[Description]

An error occurred during execution of the application or command.

[System Processing]

Processing will be aborted.

[Action]

Check the message text and confirm that the application is written correctly and the command is being used correctly.

---

## 2.15.26 11426

---

**cannot subtract infinite timestamps**

[Description]

An error occurred during execution of the application or command.

[System Processing]

Processing will be aborted.

[Action]

Check the message text and confirm that the application is written correctly and the command is being used correctly.

## 2.15.27 11427

---

### timestamp units "@1@" not supported

[Description]

An error occurred during execution of the application or command.

[System Processing]

Processing will be aborted.

[Action]

Check the message text and confirm that the application is written correctly and the command is being used correctly.

## 2.15.28 11428

---

### "time" units "@1@" not recognized

[Description]

An error occurred during execution of the application or command.

[System Processing]

Processing will be aborted.

[Action]

Check the message text and confirm that the application is written correctly and the command is being used correctly.

## 2.15.29 11429

---

### timestamp with time zone units "@1@" not supported

[Description]

An error occurred during execution of the application or command.

[System Processing]

Processing will be aborted.

[Action]

Check the message text and confirm that the application is written correctly and the command is being used correctly.

## 2.15.30 11430

---

### "time with time zone" units "@1@" not recognized

[Description]

An error occurred during execution of the application or command.

[System Processing]

Processing will be aborted.

[Action]

Check the message text and confirm that the application is written correctly and the command is being used correctly.

## 2.15.31 11431

---

### interval units "@1@" not supported

[Description]

An error occurred during execution of the application or command.

[System Processing]

Processing will be aborted.

[Action]

Check the message text and confirm that the application is written correctly and the command is being used correctly.

## 2.15.32 11432

---

### timestamp units "@1@" not recognized

[Description]

An error occurred during execution of the application or command.

[System Processing]

Processing will be aborted.

[Action]

Check the message text and confirm that the application is written correctly and the command is being used correctly.

## 2.15.33 11434

---

### time zone "@1@" not recognized

[Description]

An error occurred during execution of the application or command.

[System Processing]

Processing will be aborted.

[Action]

Check the message text and confirm that the application is written correctly and the command is being used correctly.

## 2.15.34 11435

---

### interval time zone "@1@" must not include months or days

[Description]

An error occurred during execution of the application or command.

[System Processing]

Processing will be aborted.

[Action]

Check the message text and confirm that the application is written correctly and the command is being used correctly.

## 2.15.35 11436

---

---

### step size cannot equal zero

[Description]

An error occurred during execution of the application or command.

[System Processing]

Processing will be aborted.

[Action]

Check the message text and confirm that the application is written correctly and the command is being used correctly.

---

## 2.15.36 11437

---

### invalid input syntax for type @1@: "@2@"

[Description]

An error occurred during execution of the application or command.

[System Processing]

Processing will be aborted.

[Action]

Check the message text and confirm that the application is written correctly and the command is being used correctly.

---

## 2.15.37 11438

---

### value "@1@" is out of range for type @2@

[Description]

An error occurred during execution of the application or command.

[System Processing]

Processing will be aborted.

[Action]

Check the message text and confirm that the application is written correctly and the command is being used correctly.

---

## 2.15.38 11439

---

### bigint out of range

[Description]

An error occurred during execution of the application or command.

[System Processing]

Processing will be aborted.

[Action]

Check the message text and confirm that the application is written correctly and the command is being used correctly.

---

## 2.15.39 11440

---

### smallint out of range

[Description]

An error occurred during execution of the application or command.

[System Processing]

Processing will be aborted.

[Action]

Check the message text and confirm that the application is written correctly and the command is being used correctly.

---

## 2.15.40 11441

---

### OID out of range

[Description]

An error occurred during execution of the application or command.

[System Processing]

Processing will be aborted.

[Action]

Check the message text and confirm that the application is written correctly and the command is being used correctly.

---

## 2.15.41 11442

---

### input of anonymous composite types is not implemented

[Description]

An error occurred during execution of the application or command.

[System Processing]

Processing will be aborted.

[Action]

Check the message text and confirm that the application is written correctly and the command is being used correctly.

---

## 2.15.42 11443

---

### malformed record literal: "@1@"

[Description]

An error occurred during execution of the application or command.

[System Processing]

Processing will be aborted.

[Action]

Check the message text and confirm that the application is written correctly and the command is being used correctly.

---

## 2.15.43 11444

---

### wrong number of columns: @1@, expected @2@

[Description]

An error occurred during execution of the application or command.

[System Processing]

Processing will be aborted.

[Action]

Check the message text and confirm that the application is written correctly and the command is being used correctly.

## 2.15.44 11445

---

**wrong data type: @1@, expected @2@**

[Description]

An error occurred during execution of the application or command.

[System Processing]

Processing will be aborted.

[Action]

Check the message text and confirm that the application is written correctly and the command is being used correctly.

## 2.15.45 11446

---

**improper binary format in record column @1@**

[Description]

An error occurred during execution of the application or command.

[System Processing]

Processing will be aborted.

[Action]

Check the message text and confirm that the application is written correctly and the command is being used correctly.

## 2.15.46 11447

---

**cannot compare dissimilar column types @1@ and @2@ at record column @3@**

[Description]

An error occurred during execution of the application or command.

[System Processing]

Processing will be aborted.

[Action]

Check the message text and confirm that the application is written correctly and the command is being used correctly.

## 2.15.47 11448

---

**cannot compare record types with different numbers of columns**

[Description]

An error occurred during execution of the application or command.

[System Processing]

Processing will be aborted.

[Action]

Check the message text and confirm that the application is written correctly and the command is being used correctly.

## 2.15.48 11449

---

### int2vector has too many elements

[Description]

An error occurred during execution of the application or command.

[System Processing]

Processing will be aborted.

[Action]

Check the message text and confirm that the application is written correctly and the command is being used correctly.

## 2.15.49 11450

---

### invalid int2vector data

[Description]

An error occurred during execution of the application or command.

[System Processing]

Processing will be aborted.

[Action]

Check the message text and confirm that the application is written correctly and the command is being used correctly.

## 2.15.50 11451

---

### oidvector has too many elements

[Description]

An error occurred during execution of the application or command.

[System Processing]

Processing will be aborted.

[Action]

Check the message text and confirm that the application is written correctly and the command is being used correctly.

## 2.15.51 11452

---

### invalid input syntax for type @1@: "@2@"

[Description]

An error occurred during execution of the application or command.

[System Processing]

Processing will be aborted.

[Action]

Check the message text and confirm that the application is written correctly and the command is being used correctly.



## 2.15.52 11453

---

### invalid cidr value: "@1@"

#### [Description]

An error occurred during execution of the application or command.

#### [System Processing]

Processing will be aborted.

#### [Action]

Check the message text and confirm that the application is written correctly and the command is being used correctly.

## 2.15.53 11454

---

### could not format inet value: @1@

#### [Description]

An error occurred during execution of the application or command.

#### [System Processing]

Processing will be aborted.

#### [Action]

Check the message text and confirm that the application is written correctly and the command is being used correctly.

## 2.15.54 11455

---

### invalid address family in external "@1@" value

#### [Description]

An error occurred during execution of the application or command.

#### [System Processing]

Processing will be aborted.

#### [Action]

Check the message text and confirm that the application is written correctly and the command is being used correctly.

## 2.15.55 11456

---

### invalid bits in external "@1@" value

#### [Description]

An error occurred during execution of the application or command.

#### [System Processing]

Processing will be aborted.

#### [Action]

Check the message text and confirm that the application is written correctly and the command is being used correctly.

## 2.15.56 11457

---

---

### invalid length in external "@1@" value

[Description]

An error occurred during execution of the application or command.

[System Processing]

Processing will be aborted.

[Action]

Check the message text and confirm that the application is written correctly and the command is being used correctly.

---

## 2.15.57 11458

---

### invalid external "cidr" value

[Description]

An error occurred during execution of the application or command.

[System Processing]

Processing will be aborted.

[Action]

Check the message text and confirm that the application is written correctly and the command is being used correctly.

---

## 2.15.58 11459

---

### invalid mask length: @1@

[Description]

An error occurred during execution of the application or command.

[System Processing]

Processing will be aborted.

[Action]

Check the message text and confirm that the application is written correctly and the command is being used correctly.

---

## 2.15.59 11460

---

### could not format cidr value: @1@

[Description]

An error occurred during execution of the application or command.

[System Processing]

Processing will be aborted.

[Action]

Check the message text and confirm that the application is written correctly and the command is being used correctly.

---

## 2.15.60 11461

---

### cannot AND inet values of different sizes

[Description]

An error occurred during execution of the application or command.

[System Processing]

Processing will be aborted.

[Action]

Check the message text and confirm that the application is written correctly and the command is being used correctly.

## 2.15.61 11462

---

### cannot OR inet values of different sizes

[Description]

An error occurred during execution of the application or command.

[System Processing]

Processing will be aborted.

[Action]

Check the message text and confirm that the application is written correctly and the command is being used correctly.

## 2.15.62 11463

---

### input is out of range

[Description]

An error occurred during execution of the application or command.

[System Processing]

Processing will be aborted.

[Action]

Check the message text and confirm that the application is written correctly and the command is being used correctly.

## 2.15.63 11464

---

### cannot subtract inet values of different sizes

[Description]

An error occurred during execution of the application or command.

[System Processing]

Processing will be aborted.

[Action]

Check the message text and confirm that the application is written correctly and the command is being used correctly.

## 2.15.64 11465

---

### invalid Datum pointer

[Description]

An error occurred during execution of the application or command.

[System Processing]

Processing will be aborted.

[Action]

Check the message text and confirm that the application is written correctly and the command is being used correctly.

---

## 2.15.65 11466

---

### dimension values cannot be null

[Description]

An error occurred during execution of the application or command.

[System Processing]

Processing will be aborted.

[Action]

Check the message text and confirm that the application is written correctly and the command is being used correctly.

---

## 2.15.66 11467

---

### "[" must introduce explicitly-specified array dimensions.

[Description]

An error occurred during execution of the application or command.

[System Processing]

Processing will be aborted.

[Action]

Check the message text and confirm that the application is written correctly and the command is being used correctly.

---

## 2.15.67 11468

---

### upper bound cannot be less than lower bound

[Description]

An error occurred during execution of the application or command.

[System Processing]

Processing will be aborted.

[Action]

Check the message text and confirm that the application is written correctly and the command is being used correctly.

---

## 2.15.68 11469

---

### Array value must start with "{" or dimension information.

[Description]

An error occurred during execution of the application or command.

[System Processing]

Processing will be aborted.

[Action]

Check the message text and confirm that the application is written correctly and the command is being used correctly.

## 2.15.69 11471

---

### Specified array dimensions do not match array contents.

[Description]

An error occurred during execution of the application or command.

[System Processing]

Processing will be aborted.

[Action]

Check the message text and confirm that the application is written correctly and the command is being used correctly.

## 2.15.70 11472

---

### malformed array literal: "@1@"

[Description]

An error occurred during execution of the application or command.

[System Processing]

Processing will be aborted.

[Action]

Check the message text and confirm that the application is written correctly and the command is being used correctly.

## 2.15.71 11473

---

### array size exceeds the maximum allowed (@1@)

[Description]

An error occurred during execution of the application or command.

[System Processing]

Processing will be aborted.

[Action]

Check the message text and confirm that the application is written correctly and the command is being used correctly.

## 2.15.72 11474

---

### invalid array flags

[Description]

An error occurred during execution of the application or command.

[System Processing]

Processing will be aborted.

[Action]

Check the message text and confirm that the application is written correctly and the command is being used correctly.

## 2.15.73 11475

---

### wrong element type

[Description]

An error occurred during execution of the application or command.

[System Processing]

Processing will be aborted.

[Action]

Check the message text and confirm that the application is written correctly and the command is being used correctly.

## 2.15.74 11476

---

### improper binary format in array element @1@

[Description]

An error occurred during execution of the application or command.

[System Processing]

Processing will be aborted.

[Action]

Check the message text and confirm that the application is written correctly and the command is being used correctly.

## 2.15.75 11477

---

### slices of fixed-length arrays not implemented

[Description]

An error occurred during execution of the application or command.

[System Processing]

Processing will be aborted.

[Action]

Check the message text and confirm that the application is written correctly and the command is being used correctly.

## 2.15.76 11478

---

### wrong number of array subscripts

[Description]

An error occurred during execution of the application or command.

[System Processing]

Processing will be aborted.

[Action]

Check the message text and confirm that the application is written correctly and the command is being used correctly.

## 2.15.77 11479

---

---

### array subscript out of range

[Description]

An error occurred during execution of the application or command.

[System Processing]

Processing will be aborted.

[Action]

Check the message text and confirm that the application is written correctly and the command is being used correctly.

---

## 2.15.78 11480

---

### cannot assign null value to an element of a fixed-length array

[Description]

An error occurred during execution of the application or command.

[System Processing]

Processing will be aborted.

[Action]

Check the message text and confirm that the application is written correctly and the command is being used correctly.

---

## 2.15.79 11481

---

### updates on slices of fixed-length arrays not implemented

[Description]

An error occurred during execution of the application or command.

[System Processing]

Processing will be aborted.

[Action]

Check the message text and confirm that the application is written correctly and the command is being used correctly.

---

## 2.15.80 11482

---

### source array too small

[Description]

An error occurred during execution of the application or command.

[System Processing]

Processing will be aborted.

[Action]

Check the message text and confirm that the application is written correctly and the command is being used correctly.

---

## 2.15.81 11483

---

### null array element not allowed in this context

[Description]

An error occurred during execution of the application or command.

[System Processing]

Processing will be aborted.

[Action]

Check the message text and confirm that the application is written correctly and the command is being used correctly.

## 2.15.82 11484

---

### cannot compare arrays of different element types

[Description]

An error occurred during execution of the application or command.

[System Processing]

Processing will be aborted.

[Action]

Check the message text and confirm that the application is written correctly and the command is being used correctly.

## 2.15.83 11485

---

### could not identify a hash function for type @1@

[Description]

An error occurred during execution of the application or command.

[System Processing]

Processing will be aborted.

[Action]

Check the message text and confirm that the application is written correctly and the command is being used correctly.

## 2.15.84 11486

---

### dimension array or low bound array cannot be null

[Description]

An error occurred during execution of the application or command.

[System Processing]

Processing will be aborted.

[Action]

Check the message text and confirm that the application is written correctly and the command is being used correctly.

## 2.15.85 11487

---

### wrong range of array subscripts

[Description]

An error occurred during execution of the application or command.



[System Processing]

Processing will be aborted.

[Action]

Check the message text and confirm that the application is written correctly and the command is being used correctly.

---

## 2.15.86 11489

---

**value out of range: overflow**

[Description]

An error occurred during execution of the application or command.

[System Processing]

Processing will be aborted.

[Action]

Check the message text and confirm that the application is written correctly and the command is being used correctly.

---

## 2.15.87 11490

---

**value out of range: underflow**

[Description]

An error occurred during execution of the application or command.

[System Processing]

Processing will be aborted.

[Action]

Check the message text and confirm that the application is written correctly and the command is being used correctly.

---

## 2.15.88 11491

---

**invalid input syntax for type @1@: "@2@"**

[Description]

An error occurred during execution of the application or command.

[System Processing]

Processing will be aborted.

[Action]

Check the message text and confirm that the application is written correctly and the command is being used correctly.

---

## 2.15.89 11492

---

**"@1@" is out of range for type real**

[Description]

An error occurred during execution of the application or command.

[System Processing]

Processing will be aborted.

[Action]

Check the message text and confirm that the application is written correctly and the command is being used correctly.

## 2.15.90 11493

---

### invalid input syntax for type @1@: "@2@"

[Description]

An error occurred during execution of the application or command.

[System Processing]

Processing will be aborted.

[Action]

Check the message text and confirm that the application is written correctly and the command is being used correctly.

## 2.15.91 11494

---

### "@1@" is out of range for type double precision

[Description]

An error occurred during execution of the application or command.

[System Processing]

Processing will be aborted.

[Action]

Check the message text and confirm that the application is written correctly and the command is being used correctly.

## 2.15.92 11495

---

### cannot take square root of a negative number

[Description]

An error occurred during execution of the application or command.

[System Processing]

Processing will be aborted.

[Action]

Check the message text and confirm that the application is written correctly and the command is being used correctly.

## 2.15.93 11496

---

### zero raised to a negative power is undefined

[Description]

An error occurred during execution of the application or command.

[System Processing]

Processing will be aborted.

[Action]

Check the message text and confirm that the application is written correctly and the command is being used correctly.

## 2.15.94 11497

---

### a negative number raised to a non-integer power yields a complex result

[Description]

An error occurred during execution of the application or command.

[System Processing]

Processing will be aborted.

[Action]

Check the message text and confirm that the application is written correctly and the command is being used correctly.

## 2.15.95 11498

---

### cannot take logarithm of zero

[Description]

An error occurred during execution of the application or command.

[System Processing]

Processing will be aborted.

[Action]

Check the message text and confirm that the application is written correctly and the command is being used correctly.

## 2.15.96 11499

---

### cannot take logarithm of a negative number

[Description]

An error occurred during execution of the application or command.

[System Processing]

Processing will be aborted.

[Action]

Check the message text and confirm that the application is written correctly and the command is being used correctly.

## 2.16 Message Numbers Beginning with 11500

---

### 2.16.1 11500

---

#### result is out of range

[Description]

An error occurred during execution of the application or command.

[System Processing]

Processing will be aborted.

[Action]

Check the message text and confirm that the application is written correctly and the command is being used correctly.

## 2.16.2 11501

---

### count must be greater than zero

[Description]

An error occurred during execution of the application or command.

[System Processing]

Processing will be aborted.

[Action]

Check the message text and confirm that the application is written correctly and the command is being used correctly.

## 2.16.3 11502

---

### operand, lower bound, and upper bound cannot be NaN

[Description]

An error occurred during execution of the application or command.

[System Processing]

Processing will be aborted.

[Action]

Check the message text and confirm that the application is written correctly and the command is being used correctly.

## 2.16.4 11503

---

### lower and upper bounds must be finite

[Description]

An error occurred during execution of the application or command.

[System Processing]

Processing will be aborted.

[Action]

Check the message text and confirm that the application is written correctly and the command is being used correctly.

## 2.16.5 11504

---

### lower bound cannot equal upper bound

[Description]

An error occurred during execution of the application or command.

[System Processing]

Processing will be aborted.

[Action]

Check the message text and confirm that the application is written correctly and the command is being used correctly.

## 2.16.6 11505

---

---

### requested length too large

[Description]

An error occurred during execution of the application or command.

[System Processing]

Processing will be aborted.

[Action]

Check the message text and confirm that the application is written correctly and the command is being used correctly.

---

## 2.16.7 11506

---

### requested character too large

[Description]

An error occurred during execution of the application or command.

[System Processing]

Processing will be aborted.

[Action]

Check the message text and confirm that the application is written correctly and the command is being used correctly.

---

## 2.16.8 11507

---

### requested character too large for encoding: @1@

[Description]

An error occurred during execution of the application or command.

[System Processing]

Processing will be aborted.

[Action]

Check the message text and confirm that the application is written correctly and the command is being used correctly.

---

## 2.16.9 11508

---

### null character not permitted

[Description]

An error occurred during execution of the application or command.

[System Processing]

Processing will be aborted.

[Action]

Check the message text and confirm that the application is written correctly and the command is being used correctly.

---

## 2.16.10 11509

---

### typmod array must be typecstring[]

[Description]

An error occurred during execution of the application or command.

[System Processing]

Processing will be aborted.

[Action]

Check the message text and confirm that the application is written correctly and the command is being used correctly.

---

## 2.16.11 11510

---

### **typmod array must be one-dimensional**

[Description]

An error occurred during execution of the application or command.

[System Processing]

Processing will be aborted.

[Action]

Check the message text and confirm that the application is written correctly and the command is being used correctly.

---

## 2.16.12 11511

---

### **typmod array must not contain nulls**

[Description]

An error occurred during execution of the application or command.

[System Processing]

Processing will be aborted.

[Action]

Check the message text and confirm that the application is written correctly and the command is being used correctly.

---

## 2.16.13 11512

---

### **suppress\_redundant\_updates\_trigger: must be called as trigger**

[Description]

An error occurred during execution of the application or command.

[System Processing]

Processing will be aborted.

[Action]

Check the message text and confirm that the application is written correctly and the command is being used correctly.

---

## 2.16.14 11513

---

### **suppress\_redundant\_updates\_trigger: must be called on update**

[Description]

An error occurred during execution of the application or command.

[System Processing]

Processing will be aborted.

[Action]

Check the message text and confirm that the application is written correctly and the command is being used correctly.

## 2.16.15 11514

---

### **suppress\_redundant\_updates\_trigger: must be called before update**

[Description]

An error occurred during execution of the application or command.

[System Processing]

Processing will be aborted.

[Action]

Check the message text and confirm that the application is written correctly and the command is being used correctly.

## 2.16.16 11515

---

### **suppress\_redundant\_updates\_trigger: must be called for each row**

[Description]

An error occurred during execution of the application or command.

[System Processing]

Processing will be aborted.

[Action]

Check the message text and confirm that the application is written correctly and the command is being used correctly.

## 2.16.17 11517

---

### **value "@1@" is out of range for type @2@**

[Description]

An error occurred during execution of the application or command.

[System Processing]

Processing will be aborted.

[Action]

Check the message text and confirm that the application is written correctly and the command is being used correctly.

## 2.16.18 11518

---

### **invalid oidvector data**

[Description]

An error occurred during execution of the application or command.

[System Processing]

Processing will be aborted.

[Action]

Check the message text and confirm that the application is written correctly and the command is being used correctly.

## 2.16.19 11519

---

### invalid line specification: must be two distinct points

[Description]

An error occurred during execution of the application or command.

[System Processing]

Processing will be aborted.

[Action]

Check the message text and confirm that the application is written correctly and the command is being used correctly.

## 2.16.20 11521

---

### date/time field value out of range: "@1@"

[Description]

An error occurred during execution of the application or command.

[System Processing]

Processing will be aborted.

[Action]

Check the message text and confirm that the application is written correctly and the command is being used correctly.

## 2.16.21 11522

---

### interval field value out of range: "@1@"

[Description]

An error occurred during execution of the application or command.

[System Processing]

Processing will be aborted.

[Action]

Check the message text and confirm that the application is written correctly and the command is being used correctly.

## 2.16.22 11523

---

### time zone displacement out of range: "@1@"

[Description]

An error occurred during execution of the application or command.

[System Processing]

Processing will be aborted.

[Action]

Check the message text and confirm that the application is written correctly and the command is being used correctly.



## 2.16.23 11524

---

### unrecognized encoding: "@1@"

[Description]

An error occurred during execution of the application or command.

[System Processing]

Processing will be aborted.

[Action]

Check the message text and confirm that the application is written correctly and the command is being used correctly.

## 2.16.24 11525

---

### invalid hexadecimal digit: "@1@"

[Description]

An error occurred during execution of the application or command.

[System Processing]

Processing will be aborted.

[Action]

Check the message text and confirm that the application is written correctly and the command is being used correctly.

## 2.16.25 11526

---

### invalid hexadecimal data: odd number of digits

[Description]

An error occurred during execution of the application or command.

[System Processing]

Processing will be aborted.

[Action]

Check the message text and confirm that the application is written correctly and the command is being used correctly.

## 2.16.26 11527

---

### unexpected "=" while decoding base64 sequence

[Description]

An error occurred during execution of the application or command.

[System Processing]

Processing will be aborted.

[Action]

Check the message text and confirm that the application is written correctly and the command is being used correctly.

## 2.16.27 11528

---

---

### invalid symbol "@1@" while decoding base64 sequence

[Description]

An error occurred during execution of the application or command.

[System Processing]

Processing will be aborted.

[Action]

Check the message text and confirm that the application is written correctly and the command is being used correctly.

---

## 2.16.28 11529

---

### invalid base64 end sequence

[Description]

An error occurred during execution of the application or command.

[System Processing]

Processing will be aborted.

[Action]

Check the message text and confirm that the application is written correctly and the command is being used correctly.

---

## 2.16.29 11530

---

### invalid input syntax for type @1@: "@2@"

[Description]

An error occurred during execution of the application or command.

[System Processing]

Processing will be aborted.

[Action]

Check the message text and confirm that the application is written correctly and the command is being used correctly.

---

## 2.16.30 11531

---

### ts\_stat query must return one tsvector column

[Description]

An error occurred during execution of the application or command.

[System Processing]

Processing will be aborted.

[Action]

Check the message text and confirm that the application is written correctly and the command is being used correctly.

---

## 2.16.31 11532

---

### tsvector column "@1@" does not exist

[Description]

An error occurred during execution of the application or command.

[System Processing]

Processing will be aborted.

[Action]

Check the message text and confirm that the application is written correctly and the command is being used correctly.

## 2.16.32 11533

---

### column "@1@" is not of tsvector type

[Description]

An error occurred during execution of the application or command.

[System Processing]

Processing will be aborted.

[Action]

Check the message text and confirm that the application is written correctly and the command is being used correctly.

## 2.16.33 11534

---

### configuration column "@1@" does not exist

[Description]

An error occurred during execution of the application or command.

[System Processing]

Processing will be aborted.

[Action]

Check the message text and confirm that the application is written correctly and the command is being used correctly.

## 2.16.34 11535

---

### column "@1@" is not of regconfig type

[Description]

An error occurred during execution of the application or command.

[System Processing]

Processing will be aborted.

[Action]

Check the message text and confirm that the application is written correctly and the command is being used correctly.

## 2.16.35 11536

---

### configuration column "@1@" must not be null

[Description]

An error occurred during execution of the application or command.

[System Processing]

Processing will be aborted.

[Action]

Check the message text and confirm that the application is written correctly and the command is being used correctly.

## 2.16.36 11537

---

**text search configuration name "@1@" must be schema-qualified**

[Description]

An error occurred during execution of the application or command.

[System Processing]

Processing will be aborted.

[Action]

Check the message text and confirm that the application is written correctly and the command is being used correctly.

## 2.16.37 11538

---

**column "@1@" is not of a character type**

[Description]

An error occurred during execution of the application or command.

[System Processing]

Processing will be aborted.

[Action]

Check the message text and confirm that the application is written correctly and the command is being used correctly.

## 2.16.38 11539

---

**ts\_rewrite query must return two tsquery columns**

[Description]

An error occurred during execution of the application or command.

[System Processing]

Processing will be aborted.

[Action]

Check the message text and confirm that the application is written correctly and the command is being used correctly.

## 2.16.39 11540

---

**encoding conversion from @1@ to ASCII not supported**

[Description]

An error occurred during execution of the application or command.

[System Processing]

Processing will be aborted.

[Action]

Check the message text and confirm that the application is written correctly and the command is being used correctly.

## 2.16.40 11541

---

### **"@1@" is not a valid encoding name**

[Description]

An error occurred during execution of the application or command.

[System Processing]

Processing will be aborted.

[Action]

Check the message text and confirm that the application is written correctly and the command is being used correctly.

## 2.16.41 11542

---

### **@1@ is not a valid encoding code**

[Description]

An error occurred during execution of the application or command.

[System Processing]

Processing will be aborted.

[Action]

Check the message text and confirm that the application is written correctly and the command is being used correctly.

## 2.16.42 11543

---

### **insert or update on table "@1@" violates foreign key constraint "@2@"**

[Description]

An error occurred during execution of the application or command.

[System Processing]

Processing will be aborted.

[Action]

Check the message text and confirm that the application is written correctly and the command is being used correctly.

## 2.16.43 11544

---

### **function "@1@" was not called by trigger manager**

[Description]

An error occurred during execution of the application or command.

[System Processing]

Processing will be aborted.

[Action]

Check the message text and confirm that the application is written correctly and the command is being used correctly.

## 2.16.44 11545

---

### function "@1@" must be fired AFTER ROW

#### [Description]

An error occurred during execution of the application or command.

#### [System Processing]

Processing will be aborted.

#### [Action]

Check the message text and confirm that the application is written correctly and the command is being used correctly.

## 2.16.45 11546

---

### function "@1@" must be fired for INSERT

#### [Description]

An error occurred during execution of the application or command.

#### [System Processing]

Processing will be aborted.

#### [Action]

Check the message text and confirm that the application is written correctly and the command is being used correctly.

## 2.16.46 11547

---

### function "@1@" must be fired for UPDATE

#### [Description]

An error occurred during execution of the application or command.

#### [System Processing]

Processing will be aborted.

#### [Action]

Check the message text and confirm that the application is written correctly and the command is being used correctly.

## 2.16.47 11548

---

### function "@1@" must be fired for INSERT or UPDATE

#### [Description]

An error occurred during execution of the application or command.

#### [System Processing]

Processing will be aborted.

#### [Action]

Check the message text and confirm that the application is written correctly and the command is being used correctly.

## 2.16.48 11549

---

---

**function "@1@" must be fired for DELETE****[Description]**

An error occurred during execution of the application or command.

**[System Processing]**

Processing will be aborted.

**[Action]**

Check the message text and confirm that the application is written correctly and the command is being used correctly.

---

**2.16.49 11550**

---

**no pg\_constraint entry for trigger "@1@" on table "@2@"****[Description]**

An error occurred during execution of the application or command.

**[System Processing]**

Processing will be aborted.

**[Action]**

Check the message text and confirm that the application is written correctly and the command is being used correctly.

---

**2.16.50 11551**

---

**referential integrity query on "@1@" from constraint "@2@" on "@3@" gave unexpected result****[Description]**

An unexpected error occurred.

**[System Processing]**

Processing will be aborted.

**[Action]**

Contact Fujitsu technical support.

---

**2.16.51 11552**

---

**update or delete on table "@1@" violates foreign key constraint "@2@" on table "@3@"****[Description]**

An error occurred during execution of the application or command.

**[System Processing]**

Processing will be aborted.

**[Action]**

Check the message text and confirm that the application is written correctly and the command is being used correctly.

---

**2.16.52 11553**

---

**invalid input value for enum @1@: "@2@"**

[Description]

An error occurred during execution of the application or command.

[System Processing]

Processing will be aborted.

[Action]

Check the message text and confirm that the application is written correctly and the command is being used correctly.

## 2.16.53 11554

---

### invalid internal value for enum: @1@

[Description]

An error occurred during execution of the application or command.

[System Processing]

Processing will be aborted.

[Action]

Check the message text and confirm that the application is written correctly and the command is being used correctly.

## 2.16.54 11555

---

### could not determine actual enum type

[Description]

An error occurred during execution of the application or command.

[System Processing]

Processing will be aborted.

[Action]

Check the message text and confirm that the application is written correctly and the command is being used correctly.

## 2.16.55 11556

---

### enum @1@ contains no values

[Description]

An error occurred during execution of the application or command.

[System Processing]

Processing will be aborted.

[Action]

Check the message text and confirm that the application is written correctly and the command is being used correctly.

## 2.16.56 11557

---

### invalid format specification for an interval value

[Description]

An error occurred during execution of the application or command.



[System Processing]

Processing will be aborted.

[Action]

Check the message text and confirm that the application is written correctly and the command is being used correctly.

---

## 2.16.57 11558

---

**"EEEE" must be the last pattern used**

[Description]

An error occurred during execution of the application or command.

[System Processing]

Processing will be aborted.

[Action]

Check the message text and confirm that the application is written correctly and the command is being used correctly.

---

## 2.16.58 11559

---

**"9" must be ahead of "PR"**

[Description]

An error occurred during execution of the application or command.

[System Processing]

Processing will be aborted.

[Action]

Check the message text and confirm that the application is written correctly and the command is being used correctly.

---

## 2.16.59 11560

---

**"0" must be ahead of "PR"**

[Description]

An error occurred during execution of the application or command.

[System Processing]

Processing will be aborted.

[Action]

Check the message text and confirm that the application is written correctly and the command is being used correctly.

---

## 2.16.60 11561

---

**multiple decimal points**

[Description]

An error occurred during execution of the application or command.

[System Processing]

Processing will be aborted.

[Action]

Check the message text and confirm that the application is written correctly and the command is being used correctly.

## 2.16.61 11562

---

### cannot use "V" and decimal point together

[Description]

An error occurred during execution of the application or command.

[System Processing]

Processing will be aborted.

[Action]

Check the message text and confirm that the application is written correctly and the command is being used correctly.

## 2.16.62 11563

---

### cannot use "S" twice

[Description]

An error occurred during execution of the application or command.

[System Processing]

Processing will be aborted.

[Action]

Check the message text and confirm that the application is written correctly and the command is being used correctly.

## 2.16.63 11564

---

### cannot use "S" and "PL"/"MI"/"SG"/"PR" together

[Description]

An error occurred during execution of the application or command.

[System Processing]

Processing will be aborted.

[Action]

Check the message text and confirm that the application is written correctly and the command is being used correctly.

## 2.16.64 11565

---

### cannot use "S" and "MI" together

[Description]

An error occurred during execution of the application or command.

[System Processing]

Processing will be aborted.

[Action]

Check the message text and confirm that the application is written correctly and the command is being used correctly.

## 2.16.65 11566

---

### cannot use "S" and "PL" together

[Description]

An error occurred during execution of the application or command.

[System Processing]

Processing will be aborted.

[Action]

Check the message text and confirm that the application is written correctly and the command is being used correctly.

## 2.16.66 11567

---

### cannot use "S" and "SG" together

[Description]

An error occurred during execution of the application or command.

[System Processing]

Processing will be aborted.

[Action]

Check the message text and confirm that the application is written correctly and the command is being used correctly.

## 2.16.67 11568

---

### cannot use "PR" and "S"/"PL"/"MI"/"SG" together

[Description]

An error occurred during execution of the application or command.

[System Processing]

Processing will be aborted.

[Action]

Check the message text and confirm that the application is written correctly and the command is being used correctly.

## 2.16.68 11569

---

### cannot use "EEEE" twice

[Description]

An error occurred during execution of the application or command.

[System Processing]

Processing will be aborted.

[Action]

Check the message text and confirm that the application is written correctly and the command is being used correctly.

## 2.16.69 11570

---

---

### "EEEE" is incompatible with other formats

[Description]

An error occurred during execution of the application or command.

[System Processing]

Processing will be aborted.

[Action]

Check the message text and confirm that the application is written correctly and the command is being used correctly.

---

## 2.16.70 11571

---

### "@1@" is not a view

[Description]

An error occurred during execution of the application or command.

[System Processing]

Processing will be aborted.

[Action]

Check the message text and confirm that the application is written correctly and the command is being used correctly.

---

## 2.16.71 11572

---

### could not determine which collation to use for regular expression

[Description]

An error occurred during execution of the application or command.

[System Processing]

Processing will be aborted.

[Action]

Check the message text and confirm that the application is written correctly and the command is being used correctly.

---

## 2.16.72 11573

---

### could not determine which collation to use for @1@ function

[Description]

An error occurred during execution of the application or command.

[System Processing]

Processing will be aborted.

[Action]

Check the message text and confirm that the application is written correctly and the command is being used correctly.

---

## 2.16.73 11574

---

### could not determine which collation to use for @1@ function

[Description]

An error occurred during execution of the application or command.

[System Processing]

Processing will be aborted.

[Action]

Check the message text and confirm that the application is written correctly and the command is being used correctly.

## 2.16.74 11575

---

### invalid combination of date conventions

[Description]

An error occurred during execution of the application or command.

[System Processing]

Processing will be aborted.

[Action]

Check the message text and confirm that the application is written correctly and the command is being used correctly.

## 2.16.75 11576

---

### conflicting values for "@1@" field in formatting string

[Description]

An error occurred during execution of the application or command.

[System Processing]

Processing will be aborted.

[Action]

Check the message text and confirm that the application is written correctly and the command is being used correctly.

## 2.16.76 11577

---

### source string too short for "@1@" formatting field

[Description]

An error occurred during execution of the application or command.

[System Processing]

Processing will be aborted.

[Action]

Check the message text and confirm that the application is written correctly and the command is being used correctly.

## 2.16.77 11578

---

### invalid argument for @1@: "@2@"

[Description]

An error occurred during execution of the application or command.

[System Processing]

Processing will be aborted.

[Action]

Check the message text and confirm that the application is written correctly and the command is being used correctly.

## 2.16.78 11579

---

### value for "@1@" in source string is out of range

[Description]

An error occurred during execution of the application or command.

[System Processing]

Processing will be aborted.

[Action]

Check the message text and confirm that the application is written correctly and the command is being used correctly.

## 2.16.79 11581

---

### invalid input string for "Y,YYY"

[Description]

An error occurred during execution of the application or command.

[System Processing]

Processing will be aborted.

[Action]

Check the message text and confirm that the application is written correctly and the command is being used correctly.

## 2.16.80 11582

---

### hour "@1@" is invalid for the 12-hour clock

[Description]

An error occurred during execution of the application or command.

[System Processing]

Processing will be aborted.

[Action]

Check the message text and confirm that the application is written correctly and the command is being used correctly.

## 2.16.81 11584

---

### cannot calculate day of year without year information

[Description]

An error occurred during execution of the application or command.

[System Processing]

Processing will be aborted.

[Action]

Check the message text and confirm that the application is written correctly and the command is being used correctly.

## 2.16.82 11585

---

### "EEEE" not supported for input

[Description]

An error occurred during execution of the application or command.

[System Processing]

Processing will be aborted.

[Action]

Check the message text and confirm that the application is written correctly and the command is being used correctly.

## 2.16.83 11586

---

### "RN" not supported for input

[Description]

An error occurred during execution of the application or command.

[System Processing]

Processing will be aborted.

[Action]

Check the message text and confirm that the application is written correctly and the command is being used correctly.

## 2.16.84 11587

---

### could not open directory "@1@": @2@

[Description]

An error occurred during execution of the application or command.

[System Processing]

Processing will be aborted.

[Action]

Check the message text and confirm that the application is written correctly and the command is being used correctly.

## 2.16.85 11588

---

### array of weight must be one-dimensional

[Description]

An error occurred during execution of the application or command.

[System Processing]

Processing will be aborted.

[Action]

Check the message text and confirm that the application is written correctly and the command is being used correctly.

## 2.16.86 11589

---

### array of weight is too short

[Description]

An error occurred during execution of the application or command.

[System Processing]

Processing will be aborted.

[Action]

Check the message text and confirm that the application is written correctly and the command is being used correctly.

## 2.16.87 11590

---

### array of weight must not contain nulls

[Description]

An error occurred during execution of the application or command.

[System Processing]

Processing will be aborted.

[Action]

Check the message text and confirm that the application is written correctly and the command is being used correctly.

## 2.16.88 11591

---

### weight out of range

[Description]

An error occurred during execution of the application or command.

[System Processing]

Processing will be aborted.

[Action]

Check the message text and confirm that the application is written correctly and the command is being used correctly.

## 2.16.89 11592

---

### regular expression failed: @1@

[Description]

An error occurred during execution of the application or command.

[System Processing]

Processing will be aborted.

[Action]

Check the message text and confirm that the application is written correctly and the command is being used correctly.

## 2.16.90 11593

---



---

### invalid regular expression option: "@1@"

[Description]

An error occurred during execution of the application or command.

[System Processing]

Processing will be aborted.

[Action]

Check the message text and confirm that the application is written correctly and the command is being used correctly.

---

## 2.16.91 11594

---

### invalid escape string

[Description]

An error occurred during execution of the application or command.

[System Processing]

Processing will be aborted.

[Action]

Check the message text and confirm that the application is written correctly and the command is being used correctly.

---

## 2.16.92 11595

---

### @1@ does not support the "global" option

[Description]

An error occurred during execution of the application or command.

[System Processing]

Processing will be aborted.

[Action]

Check the message text and confirm that the application is written correctly and the command is being used correctly.

---

## 2.16.93 11596

---

### unsupported XML feature

[Description]

An error occurred during execution of the application or command.

[System Processing]

Processing will be aborted.

[Action]

Check the message text and confirm that the application is written correctly and the command is being used correctly.

---

## 2.16.94 11597

---

### invalid encoding name "@1@"

[Description]

An error occurred during execution of the application or command.

[System Processing]

Processing will be aborted.

[Action]

Check the message text and confirm that the application is written correctly and the command is being used correctly.

---

## 2.16.95 11598

---

### invalid XML comment

[Description]

An error occurred during execution of the application or command.

[System Processing]

Processing will be aborted.

[Action]

Check the message text and confirm that the application is written correctly and the command is being used correctly.

---

## 2.16.96 11599

---

### not an XML document

[Description]

An error occurred during execution of the application or command.

[System Processing]

Processing will be aborted.

[Action]

Check the message text and confirm that the application is written correctly and the command is being used correctly.

---

## 2.17 Message Numbers Beginning with 11600

---

---

### 2.17.1 11600

---

#### invalid XML processing instruction

[Description]

An error occurred during execution of the application or command.

[System Processing]

Processing will be aborted.

[Action]

Check the message text and confirm that the application is written correctly and the command is being used correctly.

---

### 2.17.2 11601

---

#### xmlvalidate is not implemented

[Description]

An error occurred during execution of the application or command.

[System Processing]

Processing will be aborted.

[Action]

Check the message text and confirm that the application is written correctly and the command is being used correctly.

---

### 2.17.3 11602

---

#### could not initialize XML library

[Description]

An error occurred during I/O processing in the database server.

[System Processing]

Processing will be aborted.

[Action]

To investigate the cause of the occurrence from the message, and remove cause.

---

### 2.17.4 11603

---

#### date out of range

[Description]

An error occurred during execution of the application or command.

[System Processing]

Processing will be aborted.

[Action]

Check the message text and confirm that the application is written correctly and the command is being used correctly.

---

### 2.17.5 11604

---

#### invalid query

[Description]

An error occurred during execution of the application or command.

[System Processing]

Processing will be aborted.

[Action]

Check the message text and confirm that the application is written correctly and the command is being used correctly.

---

### 2.17.6 11605

---

#### invalid array for XML namespace mapping

[Description]

An error occurred during execution of the application or command.

[System Processing]

Processing will be aborted.

[Action]

Check the message text and confirm that the application is written correctly and the command is being used correctly.

---

## 2.17.7 11606

---

**empty XPath expression**

[Description]

An error occurred during execution of the application or command.

[System Processing]

Processing will be aborted.

[Action]

Check the message text and confirm that the application is written correctly and the command is being used correctly.

---

## 2.17.8 11607

---

**neither namespace name nor URI may be null**

[Description]

An error occurred during execution of the application or command.

[System Processing]

Processing will be aborted.

[Action]

Check the message text and confirm that the application is written correctly and the command is being used correctly.

---

## 2.17.9 11608

---

**could not register XML namespace with name "@1@" and URI "@2@"**

[Description]

An error occurred during execution of the application or command.

[System Processing]

Processing will be aborted.

[Action]

Check the message text and confirm that the application is written correctly and the command is being used correctly.

---

## 2.17.10 11609

---

**value "@1@" is out of range for type smallint**

[Description]

An error occurred during execution of the application or command.

[System Processing]

Processing will be aborted.

[Action]

Check the message text and confirm that the application is written correctly and the command is being used correctly.

## 2.17.11 11610

---

### value "@1@" is out of range for type @2@

[Description]

An error occurred during execution of the application or command.

[System Processing]

Processing will be aborted.

[Action]

Check the message text and confirm that the application is written correctly and the command is being used correctly.

## 2.17.12 11611

---

### value "@1@" is out of range for 8-bit integer

[Description]

An error occurred during execution of the application or command.

[System Processing]

Processing will be aborted.

[Action]

Check the message text and confirm that the application is written correctly and the command is being used correctly.

## 2.17.13 11612

---

### gtsvector\_in not implemented

[Description]

An error occurred during execution of the application or command.

[System Processing]

Processing will be aborted.

[Action]

Check the message text and confirm that the application is written correctly and the command is being used correctly.

## 2.17.14 11613

---

### identifier too long

[Description]

An error occurred during execution of the application or command.

[System Processing]

Processing will be aborted.

[Action]

Check the message text and confirm that the application is written correctly and the command is being used correctly.

## 2.17.15 11615

---

### no operand in tsquery: "@1@"

#### [Description]

An error occurred during execution of the application or command.

#### [System Processing]

Processing will be aborted.

#### [Action]

Check the message text and confirm that the application is written correctly and the command is being used correctly.

## 2.17.16 11616

---

### value is too big in tsquery: "@1@"

#### [Description]

An error occurred during execution of the application or command.

#### [System Processing]

Processing will be aborted.

#### [Action]

Check the message text and confirm that the application is written correctly and the command is being used correctly.

## 2.17.17 11617

---

### operand is too long in tsquery: "@1@"

#### [Description]

An error occurred during execution of the application or command.

#### [System Processing]

Processing will be aborted.

#### [Action]

Check the message text and confirm that the application is written correctly and the command is being used correctly.

## 2.17.18 11618

---

### word is too long in tsquery: "@1@"

#### [Description]

An error occurred during execution of the application or command.

#### [System Processing]

Processing will be aborted.

#### [Action]

Check the message text and confirm that the application is written correctly and the command is being used correctly.

## 2.17.19 11619

---

---

### text-search query doesn't contain lexemes: "@1@"

[Description]

Terminated normally.

[System Processing]

Continues processing.

[Action]

No action required.

---

## 2.17.20 11620

---

### length for type @1@ must be at least 1

[Description]

An error occurred during execution of the application or command.

[System Processing]

Processing will be aborted.

[Action]

Check the message text and confirm that the application is written correctly and the command is being used correctly.

---

## 2.17.21 11621

---

### length for type @1@ cannot exceed @2@

[Description]

An error occurred during execution of the application or command.

[System Processing]

Processing will be aborted.

[Action]

Check the message text and confirm that the application is written correctly and the command is being used correctly.

---

## 2.17.22 11622

---

### value too long for type character(@1@)

[Description]

An error occurred during execution of the application or command.

[System Processing]

Processing will be aborted.

[Action]

Check the message text and confirm that the application is written correctly and the command is being used correctly.

---

## 2.17.23 11623

---

### value too long for type character varying(@1@)

[Description]

An error occurred during execution of the application or command.

[System Processing]

Processing will be aborted.

[Action]

Check the message text and confirm that the application is written correctly and the command is being used correctly.

## 2.17.24 11624

---

### reference to parent directory ("..") not allowed

[Description]

An error occurred during execution of the application or command.

[System Processing]

Processing will be aborted.

[Action]

Check the message text and confirm that the application is written correctly and the command is being used correctly.

## 2.17.25 11625

---

### absolute path not allowed

[Description]

An error occurred during execution of the application or command.

[System Processing]

Processing will be aborted.

[Action]

Check the message text and confirm that the application is written correctly and the command is being used correctly.

## 2.17.26 11626

---

### path must be in or below the current directory

[Description]

An error occurred during execution of the application or command.

[System Processing]

Processing will be aborted.

[Action]

Check the message text and confirm that the application is written correctly and the command is being used correctly.

## 2.17.27 11627

---

### could not open file "@1@" for writing: @2@

[Description]

An error occurred during I/O processing in the database server.



[System Processing]

Processing will be aborted.

[Action]

To investigate the cause of the occurrence from the message, and remove cause.

## 2.17.28 11628

---

### could not seek in file "@1@": @2@

[Description]

An error occurred during I/O processing in the database server.

[System Processing]

Processing will be aborted.

[Action]

To investigate the cause of the occurrence from the message, and remove cause.

## 2.17.29 11629

---

### must be superuser to read files

[Description]

An error occurred during execution of the application or command.

[System Processing]

Processing will be aborted.

[Action]

Check the message text and confirm that the application is written correctly and the command is being used correctly.

## 2.17.30 11630

---

### requested length cannot be negative

[Description]

An error occurred during execution of the application or command.

[System Processing]

Processing will be aborted.

[Action]

Check the message text and confirm that the application is written correctly and the command is being used correctly.

## 2.17.31 11631

---

### must be superuser to get file information

[Description]

An error occurred during execution of the application or command.

[System Processing]

Processing will be aborted.

[Action]

Check the message text and confirm that the application is written correctly and the command is being used correctly.

## 2.17.32 11632

---

### must be superuser to get directory listings

[Description]

An error occurred during execution of the application or command.

[System Processing]

Processing will be aborted.

[Action]

Check the message text and confirm that the application is written correctly and the command is being used correctly.

## 2.17.33 11633

---

### too many points requested

[Description]

An error occurred during execution of the application or command.

[System Processing]

Processing will be aborted.

[Action]

Check the message text and confirm that the application is written correctly and the command is being used correctly.

## 2.17.34 11639

---

### invalid number of points in external "path" value

[Description]

An error occurred during execution of the application or command.

[System Processing]

Processing will be aborted.

[Action]

Check the message text and confirm that the application is written correctly and the command is being used correctly.

## 2.17.35 11641

---

### invalid input syntax for type @1@: "@2@"

[Description]

An error occurred during execution of the application or command.

[System Processing]

Processing will be aborted.

[Action]

Check the message text and confirm that the application is written correctly and the command is being used correctly.

## 2.17.36 11642

---

### function "dist\_lb" not implemented

[Description]

An error occurred during execution of the application or command.

[System Processing]

Processing will be aborted.

[Action]

Check the message text and confirm that the application is written correctly and the command is being used correctly.

## 2.17.37 11643

---

### function "close\_lb" not implemented

[Description]

An error occurred during execution of the application or command.

[System Processing]

Processing will be aborted.

[Action]

Check the message text and confirm that the application is written correctly and the command is being used correctly.

## 2.17.38 11645

---

### invalid input syntax for type @1@: "@2@"

[Description]

An error occurred during execution of the application or command.

[System Processing]

Processing will be aborted.

[Action]

Check the message text and confirm that the application is written correctly and the command is being used correctly.

## 2.17.39 11646

---

### invalid number of points in external "polygon" value

[Description]

An error occurred during execution of the application or command.

[System Processing]

Processing will be aborted.

[Action]

Check the message text and confirm that the application is written correctly and the command is being used correctly.

## 2.17.40 11647

---

---

### function "poly\_distance" not implemented

[Description]

An error occurred during execution of the application or command.

[System Processing]

Processing will be aborted.

[Action]

Check the message text and confirm that the application is written correctly and the command is being used correctly.

---

## 2.17.41 11648

---

### function "path\_center" not implemented

[Description]

An error occurred during execution of the application or command.

[System Processing]

Processing will be aborted.

[Action]

Check the message text and confirm that the application is written correctly and the command is being used correctly.

---

## 2.17.42 11649

---

### open path cannot be converted to polygon

[Description]

An error occurred during execution of the application or command.

[System Processing]

Processing will be aborted.

[Action]

Check the message text and confirm that the application is written correctly and the command is being used correctly.

---

## 2.17.43 11650

---

### invalid input syntax for type @1@: "@2@"

[Description]

An error occurred during execution of the application or command.

[System Processing]

Processing will be aborted.

[Action]

Check the message text and confirm that the application is written correctly and the command is being used correctly.

---

## 2.17.44 11652

---

### invalid radius in external "circle" value

[Description]

An error occurred during execution of the application or command.

[System Processing]

Processing will be aborted.

[Action]

Check the message text and confirm that the application is written correctly and the command is being used correctly.

## 2.17.45 11653

---

### cannot convert circle with radius zero to polygon

[Description]

An error occurred during execution of the application or command.

[System Processing]

Processing will be aborted.

[Action]

Check the message text and confirm that the application is written correctly and the command is being used correctly.

## 2.17.46 11654

---

### must request at least 2 points

[Description]

An error occurred during execution of the application or command.

[System Processing]

Processing will be aborted.

[Action]

Check the message text and confirm that the application is written correctly and the command is being used correctly.

## 2.17.47 11656

---

### bit string length @1@ does not match type bit(@2@)

[Description]

An error occurred during execution of the application or command.

[System Processing]

Processing will be aborted.

[Action]

Check the message text and confirm that the application is written correctly and the command is being used correctly.

## 2.17.48 11657

---

### "@1@" is not a valid binary digit

[Description]

An error occurred during execution of the application or command.

[System Processing]

Processing will be aborted.

[Action]

Check the message text and confirm that the application is written correctly and the command is being used correctly.

## 2.17.49 11658

---

### "@1@" is not a valid hexadecimal digit

[Description]

An error occurred during execution of the application or command.

[System Processing]

Processing will be aborted.

[Action]

Check the message text and confirm that the application is written correctly and the command is being used correctly.

## 2.17.50 11659

---

### invalid length in external bit string

[Description]

An error occurred during execution of the application or command.

[System Processing]

Processing will be aborted.

[Action]

Check the message text and confirm that the application is written correctly and the command is being used correctly.

## 2.17.51 11660

---

### bit string too long for type bit varying(@1@)

[Description]

An error occurred during execution of the application or command.

[System Processing]

Processing will be aborted.

[Action]

Check the message text and confirm that the application is written correctly and the command is being used correctly.

## 2.17.52 11661

---

### negative substring length not allowed

[Description]

An error occurred during execution of the application or command.

[System Processing]

Processing will be aborted.

[Action]

Check the message text and confirm that the application is written correctly and the command is being used correctly.

## 2.17.53 11662

---

### cannot AND bit strings of different sizes

[Description]

An error occurred during execution of the application or command.

[System Processing]

Processing will be aborted.

[Action]

Check the message text and confirm that the application is written correctly and the command is being used correctly.

## 2.17.54 11663

---

### cannot OR bit strings of different sizes

[Description]

An error occurred during execution of the application or command.

[System Processing]

Processing will be aborted.

[Action]

Check the message text and confirm that the application is written correctly and the command is being used correctly.

## 2.17.55 11664

---

### cannot XOR bit strings of different sizes

[Description]

An error occurred during execution of the application or command.

[System Processing]

Processing will be aborted.

[Action]

Check the message text and confirm that the application is written correctly and the command is being used correctly.

## 2.17.56 11665

---

### bit index @1 @ out of valid range (0..@2@)

[Description]

An error occurred during execution of the application or command.

[System Processing]

Processing will be aborted.

[Action]

Check the message text and confirm that the application is written correctly and the command is being used correctly.

## 2.17.57 11666

---

### new bit must be 0 or 1

#### [Description]

An error occurred during execution of the application or command.

#### [System Processing]

Processing will be aborted.

#### [Action]

Check the message text and confirm that the application is written correctly and the command is being used correctly.

## 2.17.58 11667

---

### unrecognized key word: "@1@"

#### [Description]

An error occurred during execution of the application or command.

#### [System Processing]

Processing will be aborted.

#### [Action]

Check the message text and confirm that the application is written correctly and the command is being used correctly.

## 2.17.59 11668

---

### missing name

#### [Description]

An error occurred during execution of the application or command.

#### [System Processing]

Processing will be aborted.

#### [Action]

Check the message text and confirm that the application is written correctly and the command is being used correctly.

## 2.17.60 11669

---

### missing "=" sign

#### [Description]

An error occurred during execution of the application or command.

#### [System Processing]

Processing will be aborted.

#### [Action]

Check the message text and confirm that the application is written correctly and the command is being used correctly.

## 2.17.61 11670

---



---

### invalid mode character: must be one of "@1@"

[Description]

An error occurred during execution of the application or command.

[System Processing]

Processing will be aborted.

[Action]

Check the message text and confirm that the application is written correctly and the command is being used correctly.

---

## 2.17.62 11671

---

### a name must follow the "/" sign

[Description]

An error occurred during execution of the application or command.

[System Processing]

Processing will be aborted.

[Action]

Check the message text and confirm that the application is written correctly and the command is being used correctly.

---

## 2.17.63 11672

---

### defaulting grantor to user ID @1@

[Description]

The application or command terminated normally, but a warning was output.

[System Processing]

Processing will continue.

[Action]

Check the message text and confirm that the issue does not affect the expected outcome.

---

## 2.17.64 11673

---

### ACL array contains wrong data type

[Description]

An error occurred during execution of the application or command.

[System Processing]

Processing will be aborted.

[Action]

Check the message text and confirm that the application is written correctly and the command is being used correctly.

---

## 2.17.65 11674

---

### ACL arrays must be one-dimensional

[Description]

An error occurred during execution of the application or command.

[System Processing]

Processing will be aborted.

[Action]

Check the message text and confirm that the application is written correctly and the command is being used correctly.

---

## 2.17.66 11675

---

### ACL arrays must not contain null values

[Description]

An error occurred during execution of the application or command.

[System Processing]

Processing will be aborted.

[Action]

Check the message text and confirm that the application is written correctly and the command is being used correctly.

---

## 2.17.67 11676

---

### extra garbage at the end of the ACL specification

[Description]

An error occurred during execution of the application or command.

[System Processing]

Processing will be aborted.

[Action]

Check the message text and confirm that the application is written correctly and the command is being used correctly.

---

## 2.17.68 11677

---

### grant options cannot be granted back to your own grantor

[Description]

An error occurred during execution of the application or command.

[System Processing]

Processing will be aborted.

[Action]

Check the message text and confirm that the application is written correctly and the command is being used correctly.

---

## 2.17.69 11678

---

### dependent privileges exist

[Description]

An error occurred during execution of the application or command.

[System Processing]

Processing will be aborted.

[Action]

Check the message text and confirm that the application is written correctly and the command is being used correctly.

## 2.17.70 11679

---

### **aclinsert is no longer supported**

[Description]

An error occurred during execution of the application or command.

[System Processing]

Processing will be aborted.

[Action]

Check the message text and confirm that the application is written correctly and the command is being used correctly.

## 2.17.71 11680

---

### **aclremove is no longer supported**

[Description]

An error occurred during execution of the application or command.

[System Processing]

Processing will be aborted.

[Action]

Check the message text and confirm that the application is written correctly and the command is being used correctly.

## 2.17.72 11681

---

### **unrecognized privilege type: "@1@"**

[Description]

An error occurred during execution of the application or command.

[System Processing]

Processing will be aborted.

[Action]

Check the message text and confirm that the application is written correctly and the command is being used correctly.

## 2.17.73 11682

---

### **must be member of role "@1@"**

[Description]

An error occurred during execution of the application or command.

[System Processing]

Processing will be aborted.

[Action]

Check the message text and confirm that the application is written correctly and the command is being used correctly.

## 2.17.74 11683

---

**view "@1@" does not exist**

[Description]

An error occurred during execution of the application or command.

[System Processing]

Processing will be aborted.

[Action]

Check the message text and confirm that the application is written correctly and the command is being used correctly.

## 2.17.75 11684

---

**INTERVAL(@1@) precision must not be negative**

[Description]

An error occurred during execution of the application or command.

[System Processing]

Processing will be aborted.

[Action]

Check the message text and confirm that the application is written correctly and the command is being used correctly.

## 2.17.76 11685

---

**INTERVAL(@1@) precision reduced to maximum allowed, @2@**

[Description]

The application or command terminated normally, but a warning was output.

[System Processing]

Processing will continue.

[Action]

Check the message text and confirm that the issue does not affect the expected outcome.

## 2.17.77 11686

---

**timestamp out of range: "@1@"**

[Description]

An error occurred during execution of the application or command.

[System Processing]

Processing will be aborted.

[Action]

Check the message text and confirm that the application is written correctly and the command is being used correctly.

## 2.17.78 11687

---

### cannot subtract infinite dates

[Description]

An error occurred during execution of the application or command.

[System Processing]

Processing will be aborted.

[Action]

Check the message text and confirm that the application is written correctly and the command is being used correctly.

## 2.17.79 11688

---

### date out of range for timestamp

[Description]

An error occurred during execution of the application or command.

[System Processing]

Processing will be aborted.

[Action]

Check the message text and confirm that the application is written correctly and the command is being used correctly.

## 2.17.80 11690

---

### time out of range

[Description]

An error occurred during execution of the application or command.

[System Processing]

Processing will be aborted.

[Action]

Check the message text and confirm that the application is written correctly and the command is being used correctly.

## 2.17.81 11691

---

### interval units "@1@" not recognized

[Description]

An error occurred during execution of the application or command.

[System Processing]

Processing will be aborted.

[Action]

Check the message text and confirm that the application is written correctly and the command is being used correctly.

## 2.17.82 11692

---

---

### time zone displacement out of range

[Description]

An error occurred during execution of the application or command.

[System Processing]

Processing will be aborted.

[Action]

Check the message text and confirm that the application is written correctly and the command is being used correctly.

---

## 2.17.83 11693

---

### timestamp with time zone units "@1@" not recognized

[Description]

An error occurred during execution of the application or command.

[System Processing]

Processing will be aborted.

[Action]

Check the message text and confirm that the application is written correctly and the command is being used correctly.

---

## 2.17.84 11695

---

### "@1@" is not a composite type

[Description]

An error occurred during execution of the application or command.

[System Processing]

Processing will be aborted.

[Action]

Check the message text and confirm that the application is written correctly and the command is being used correctly.

---

## 2.17.85 11696

---

### invalid input syntax for type @1@: "@2@"

[Description]

An error occurred during execution of the application or command.

[System Processing]

Processing will be aborted.

[Action]

Check the message text and confirm that the application is written correctly and the command is being used correctly.

---

## 2.17.86 11697

---

### invalid octet value in "macaddr" value: "@1@"

[Description]

An error occurred during execution of the application or command.

[System Processing]

Processing will be aborted.

[Action]

Check the message text and confirm that the application is written correctly and the command is being used correctly.

## 2.17.87 11698

---

### could not determine which collation to use for @1@ function

[Description]

An error occurred during execution of the application or command.

[System Processing]

Processing will be aborted.

[Action]

Check the message text and confirm that the application is written correctly and the command is being used correctly.

## 2.17.88 11699

---

### could not convert string to UTF-16: error code @1@

[Description]

An error occurred during execution of the application or command.

[System Processing]

Processing will be aborted.

[Action]

Check the message text and confirm that the application is written correctly and the command is being used correctly.

## 2.18 Message Numbers Beginning with 11700

---

### 2.18.1 11700

---

#### could not compare Unicode strings: @1@

[Description]

An error occurred during execution of the application or command.

[System Processing]

Processing will be aborted.

[Action]

Check the message text and confirm that the application is written correctly and the command is being used correctly.

### 2.18.2 11701

---

#### index @1@ out of valid range, 0..@2@

[Description]

An error occurred during execution of the application or command.

[System Processing]

Processing will be aborted.

[Action]

Check the message text and confirm that the application is written correctly and the command is being used correctly.

---

### 2.18.3 11702

---

**field position must be greater than zero**

[Description]

An error occurred during execution of the application or command.

[System Processing]

Processing will be aborted.

[Action]

Check the message text and confirm that the application is written correctly and the command is being used correctly.

---

### 2.18.4 11703

---

**unrecognized format() type specifier "@1@"**

[Description]

An error occurred during execution of the application or command.

[System Processing]

Processing will be aborted.

[Action]

Check the message text and confirm that the application is written correctly and the command is being used correctly.

---

### 2.18.5 11705

---

**format specifies argument 0, but arguments are numbered from 1**

[Description]

An error occurred during execution of the application or command.

[System Processing]

Processing will be aborted.

[Action]

Check the message text and confirm that the application is written correctly and the command is being used correctly.

---

### 2.18.6 11706

---

**could not create locale "@1@": @2@**

[Description]

An error occurred during execution of the application or command.



[System Processing]

Processing will be aborted.

[Action]

Check the message text and confirm that the application is written correctly and the command is being used correctly.

---

## 2.18.7 11707

---

**collations with different collate and ctype values are not supported on this platform**

[Description]

An error occurred during execution of the application or command.

[System Processing]

Processing will be aborted.

[Action]

Check the message text and confirm that the application is written correctly and the command is being used correctly.

---

## 2.18.8 11708

---

**ICU is not supported in this build**

[Description]

An error occurred during execution of the application or command.

[System Processing]

Processing will be aborted.

[Action]

Check the message text and confirm that the application is written correctly and the command is being used correctly.

---

## 2.18.9 11709

---

**invalid multibyte character for locale**

[Description]

An error occurred during execution of the application or command.

[System Processing]

Processing will be aborted.

[Action]

Check the message text and confirm that the application is written correctly and the command is being used correctly.

---

## 2.18.10 11710

---

**could not determine which collation to use for ILIKE**

[Description]

An error occurred during execution of the application or command.

[System Processing]

Processing will be aborted.

[Action]

Check the message text and confirm that the application is written correctly and the command is being used correctly.

## 2.18.11 11711

---

### text-search query contains only stop words or doesn't contain lexemes, ignored

[Description]

Terminated normally.

[System Processing]

Continues processing.

[Action]

No action required.

## 2.18.12 11714

---

### invalid sign in external "numeric" value

[Description]

An error occurred during execution of the application or command.

[System Processing]

Processing will be aborted.

[Action]

Check the message text and confirm that the application is written correctly and the command is being used correctly.

## 2.18.13 11715

---

### invalid digit in external "numeric" value

[Description]

An error occurred during execution of the application or command.

[System Processing]

Processing will be aborted.

[Action]

Check the message text and confirm that the application is written correctly and the command is being used correctly.

## 2.18.14 11716

---

### NUMERIC precision @1@ must be between 1 and @2@

[Description]

An error occurred during execution of the application or command.

[System Processing]

Processing will be aborted.

[Action]

Check the message text and confirm that the application is written correctly and the command is being used correctly.

## 2.18.15 11717

---

### **NUMERIC scale @1@ must be between 0 and precision @2@**

[Description]

An error occurred during execution of the application or command.

[System Processing]

Processing will be aborted.

[Action]

Check the message text and confirm that the application is written correctly and the command is being used correctly.

## 2.18.16 11718

---

### **invalid NUMERIC type modifier**

[Description]

An error occurred during execution of the application or command.

[System Processing]

Processing will be aborted.

[Action]

Check the message text and confirm that the application is written correctly and the command is being used correctly.

## 2.18.17 11719

---

### **value overflows numeric format**

[Description]

An error occurred during execution of the application or command.

[System Processing]

Processing will be aborted.

[Action]

Check the message text and confirm that the application is written correctly and the command is being used correctly.

## 2.18.18 11720

---

### **cannot convert NaN to integer**

[Description]

An error occurred during execution of the application or command.

[System Processing]

Processing will be aborted.

[Action]

Check the message text and confirm that the application is written correctly and the command is being used correctly.

## 2.18.19 11721

---

---

### cannot convert NaN to bigint

[Description]

An error occurred during execution of the application or command.

[System Processing]

Processing will be aborted.

[Action]

Check the message text and confirm that the application is written correctly and the command is being used correctly.

---

## 2.18.20 11722

---

### cannot convert NaN to smallint

[Description]

An error occurred during execution of the application or command.

[System Processing]

Processing will be aborted.

[Action]

Check the message text and confirm that the application is written correctly and the command is being used correctly.

---

## 2.18.21 11723

---

### numeric field overflow

[Description]

An error occurred during execution of the application or command.

[System Processing]

Processing will be aborted.

[Action]

Check the message text and confirm that the application is written correctly and the command is being used correctly.

---

## 2.18.22 11725

---

### cannot accept a value of type @1@

[Description]

An error occurred during execution of the application or command.

[System Processing]

Processing will be aborted.

[Action]

Check the message text and confirm that the application is written correctly and the command is being used correctly.

---

## 2.18.23 11727

---

### cannot accept a value of type @1@

[Description]

An error occurred during execution of the application or command.

[System Processing]

Processing will be aborted.

[Action]

Check the message text and confirm that the application is written correctly and the command is being used correctly.

## 2.18.24 11728

---

### cannot accept a value of type @1@

[Description]

An error occurred during execution of the application or command.

[System Processing]

Processing will be aborted.

[Action]

Check the message text and confirm that the application is written correctly and the command is being used correctly.

## 2.18.25 11729

---

### cannot accept a value of type @1@

[Description]

An error occurred during execution of the application or command.

[System Processing]

Processing will be aborted.

[Action]

Check the message text and confirm that the application is written correctly and the command is being used correctly.

## 2.18.26 11730

---

### cannot accept a value of type @1@

[Description]

An error occurred during execution of the application or command.

[System Processing]

Processing will be aborted.

[Action]

Check the message text and confirm that the application is written correctly and the command is being used correctly.

## 2.18.27 11731

---

### cannot accept a value of type language\_handler

[Description]

An error occurred during execution of the application or command.

[System Processing]

Processing will be aborted.

[Action]

Check the message text and confirm that the application is written correctly and the command is being used correctly.

---

## 2.18.28 11732

---

**cannot display a value of type @1@**

[Description]

An error occurred during execution of the application or command.

[System Processing]

Processing will be aborted.

[Action]

Check the message text and confirm that the application is written correctly and the command is being used correctly.

---

## 2.18.29 11733

---

**cannot accept a value of type @1@**

[Description]

An error occurred during execution of the application or command.

[System Processing]

Processing will be aborted.

[Action]

Check the message text and confirm that the application is written correctly and the command is being used correctly.

---

## 2.18.30 11734

---

**cannot display a value of type @1@**

[Description]

An error occurred during execution of the application or command.

[System Processing]

Processing will be aborted.

[Action]

Check the message text and confirm that the application is written correctly and the command is being used correctly.

---

## 2.18.31 11735

---

**cannot accept a value of type @1@**

[Description]

An error occurred during execution of the application or command.

[System Processing]

Processing will be aborted.

[Action]

Check the message text and confirm that the application is written correctly and the command is being used correctly.

## 2.18.32 11736

---

### cannot display a value of type @1@

[Description]

An error occurred during execution of the application or command.

[System Processing]

Processing will be aborted.

[Action]

Check the message text and confirm that the application is written correctly and the command is being used correctly.

## 2.18.33 11737

---

### cannot accept a value of type @1@

[Description]

An error occurred during execution of the application or command.

[System Processing]

Processing will be aborted.

[Action]

Check the message text and confirm that the application is written correctly and the command is being used correctly.

## 2.18.34 11738

---

### cannot display a value of type @1@

[Description]

An error occurred during execution of the application or command.

[System Processing]

Processing will be aborted.

[Action]

Check the message text and confirm that the application is written correctly and the command is being used correctly.

## 2.18.35 11739

---

### cannot accept a value of type @1@

[Description]

An error occurred during execution of the application or command.

[System Processing]

Processing will be aborted.

[Action]

Check the message text and confirm that the application is written correctly and the command is being used correctly.

## 2.18.36 11740

---

### cannot display a value of type @1@

[Description]

An error occurred during execution of the application or command.

[System Processing]

Processing will be aborted.

[Action]

Check the message text and confirm that the application is written correctly and the command is being used correctly.

## 2.18.37 11741

---

### cannot accept a value of type @1@

[Description]

An error occurred during execution of the application or command.

[System Processing]

Processing will be aborted.

[Action]

Check the message text and confirm that the application is written correctly and the command is being used correctly.

## 2.18.38 11742

---

### cannot display a value of type @1@

[Description]

An error occurred during execution of the application or command.

[System Processing]

Processing will be aborted.

[Action]

Check the message text and confirm that the application is written correctly and the command is being used correctly.

## 2.18.39 11743

---

### cannot accept a value of a shell type

[Description]

An error occurred during execution of the application or command.

[System Processing]

Processing will be aborted.

[Action]

Check the message text and confirm that the application is written correctly and the command is being used correctly.

## 2.18.40 11744

---



---

### cannot display a value of type @1@

[Description]

An error occurred during execution of the application or command.

[System Processing]

Processing will be aborted.

[Action]

Check the message text and confirm that the application is written correctly and the command is being used correctly.

---

## 2.18.41 11745

---

### cannot accept a value of type @1@

[Description]

An error occurred during execution of the application or command.

[System Processing]

Processing will be aborted.

[Action]

Check the message text and confirm that the application is written correctly and the command is being used correctly.

---

## 2.18.42 11746

---

### "char" out of range

[Description]

An error occurred during execution of the application or command.

[System Processing]

Processing will be aborted.

[Action]

Check the message text and confirm that the application is written correctly and the command is being used correctly.

---

## 2.18.43 11747

---

### LIKE pattern must not end with escape character

[Description]

An error occurred during execution of the application or command.

[System Processing]

Processing will be aborted.

[Action]

Check the message text and confirm that the application is written correctly and the command is being used correctly.

---

## 2.18.44 11750

---

### function @1@ is not an aggregate

[Description]

An error occurred during execution of the application or command.

[System Processing]

Processing will be aborted.

[Action]

Check the message text and confirm that the application is written correctly and the command is being used correctly.

## 2.18.45 11751

---

### rule "@1@" has unsupported event type @2@

[Description]

An error occurred during execution of the application or command.

[System Processing]

Processing will be aborted.

[Action]

Check the message text and confirm that the application is written correctly and the command is being used correctly.

## 2.18.46 11752

---

### replication connection authorized: user=@1@

[Description]

Terminated normally.

[System Processing]

Continues processing.

[Action]

No action required.

## 2.18.47 11753

---

### connection authorized: user=@1@ database=@2@

[Description]

Terminated normally.

[System Processing]

Continues processing.

[Action]

No action required.

## 2.18.48 11754

---

### database "@1@" has disappeared from pg\_database

[Description]

An error occurred during execution of the application or command.

[System Processing]

Processing will be aborted.

[Action]

Check the message text and confirm that the application is written correctly and the command is being used correctly.

## 2.18.49 11755

---

**database "@1@" is not currently accepting connections**

[Description]

An error occurred during execution of the application or command.

[System Processing]

Processing will be aborted.

[Action]

Check the message text and confirm that the application is written correctly and the command is being used correctly.

## 2.18.50 11756

---

**permission denied for database "@1@"**

[Description]

An error occurred during execution of the application or command.

[System Processing]

Processing will be aborted.

[Action]

Check the message text and confirm that the application is written correctly and the command is being used correctly.

## 2.18.51 11757

---

**too many connections for role "@1@"**

[Description]

An error occurred during execution of the application or command.

[System Processing]

Processing will be aborted.

[Action]

Check the message text and confirm that the application is written correctly and the command is being used correctly.

## 2.18.52 11758

---

**database locale is incompatible with operating system**

[Description]

An error occurred during execution of the application or command.

[System Processing]

Processing will be aborted.

[Action]

Check the message text and confirm that the application is written correctly and the command is being used correctly.

## 2.18.53 11759

---

### no roles are defined in this database system

[Description]

The application or command terminated normally, but a warning was output.

[System Processing]

Processing will continue.

[Action]

Check the message text and confirm that the issue does not affect the expected outcome.

## 2.18.54 11760

---

### new replication connections are not allowed during database shutdown

[Description]

An error occurred during execution of the application or command.

[System Processing]

Processing will be aborted.

[Action]

Check the message text and confirm that the application is written correctly and the command is being used correctly.

## 2.18.55 11761

---

### must be superuser to connect during database shutdown

[Description]

An error occurred during execution of the application or command.

[System Processing]

Processing will be aborted.

[Action]

Check the message text and confirm that the application is written correctly and the command is being used correctly.

## 2.18.56 11762

---

### must be superuser to connect in binary upgrade mode

[Description]

An error occurred during execution of the application or command.

[System Processing]

Processing will be aborted.

[Action]

Check the message text and confirm that the application is written correctly and the command is being used correctly.

## 2.18.57 11763

---

### remaining connection slots are reserved for non-replication superuser connections

[Description]

An error occurred during execution of the application or command.

[System Processing]

Processing will be aborted.

[Action]

Check the message text and confirm that the application is written correctly and the command is being used correctly.

## 2.18.58 11765

---

### template database "@1@" does not exist

[Description]

An error occurred during execution of the application or command.

[System Processing]

Processing will be aborted.

[Action]

Check the message text and confirm that the application is written correctly and the command is being used correctly.

## 2.18.59 11766

---

### database @1@ does not exist

[Description]

An error occurred during execution of the application or command.

[System Processing]

Processing will be aborted.

[Action]

Check the message text and confirm that the application is written correctly and the command is being used correctly.

## 2.18.60 11767

---

### could not stat directory "@1@": @2@

[Description]

An error occurred during I/O processing in the database server.

[System Processing]

Processing will be aborted.

[Action]

To investigate the cause of the occurrence from the message, and remove cause.

## 2.18.61 11768

---

---

### could not change directory to "@1@": @2@

[Description]

An error occurred during I/O processing in the database server.

[System Processing]

Processing will be aborted.

[Action]

To investigate the cause of the occurrence from the message, and remove cause.

---

## 2.18.62 11769

---

### cannot set parameter "@1@" within security-restricted operation

[Description]

An error occurred during execution of the application or command.

[System Processing]

Processing will be aborted.

[Action]

Check the message text and confirm that the application is written correctly and the command is being used correctly.

---

## 2.18.63 11770

---

### role "@1@" is not permitted to log in

[Description]

An error occurred during execution of the application or command.

[System Processing]

Processing will be aborted.

[Action]

Check the message text and confirm that the application is written correctly and the command is being used correctly.

---

## 2.18.64 11771

---

### too many connections for database "@1@"

[Description]

An error occurred during execution of the application or command.

[System Processing]

Processing will be aborted.

[Action]

Check the message text and confirm that the application is written correctly and the command is being used correctly.

---

## 2.18.65 11772

---

### permission denied to set session authorization

[Description]

An error occurred during execution of the application or command.

[System Processing]

Processing will be aborted.

[Action]

Check the message text and confirm that the application is written correctly and the command is being used correctly.

## 2.18.66 11773

---

### invalid role OID: @1@

[Description]

An error occurred during execution of the application or command.

[System Processing]

Processing will be aborted.

[Action]

Check the message text and confirm that the application is written correctly and the command is being used correctly.

## 2.18.67 11774

---

### could not create lock file "@1@": @2@

[Description]

There was insufficient free space in the disk of the database server during execution of the application.

[System Processing]

Processing will be aborted.

[Action]

Delete user data stored in the database server to free up space on the disk.

## 2.18.68 11775

---

### could not open stop-word file "@1@": @2@

[Description]

An error occurred during I/O processing in the database server.

[System Processing]

Processing will be aborted.

[Action]

To investigate the cause of the occurrence from the message, and remove cause.

## 2.18.69 11776

---

### could not open lock file "@1@": @2@

[Description]

An error occurred during I/O processing in the database server.

[System Processing]

Processing will be aborted.

[Action]

To investigate the cause of the occurrence from the message, and remove cause.

## 2.18.70 11777

---

### lock file "@1@" already exists

[Description]

An error occurred during I/O processing in the database server.

[System Processing]

Processing will be aborted.

[Action]

To investigate the cause of the occurrence from the message, and remove cause.

## 2.18.71 11778

---

### pre-existing shared memory block (key @1@, ID @2@) is still in use

[Description]

An error occurred because execution is temporarily impossible.

[System Processing]

Processing will be aborted.

[Action]

Restart the application. If the same error occurs when you restart the application, to check if there are any problems in the database server.

## 2.18.72 11779

---

### could not remove old lock file "@1@" : @2@

[Description]

An error occurred during I/O processing in the database server.

[System Processing]

Processing will be aborted.

[Action]

To investigate the cause of the occurrence from the message, and remove cause.

## 2.18.73 11780

---

### could not read lock file "@1@" : @2@

[Description]

There was insufficient free space in the disk of the database server during execution of the application.

[System Processing]

Processing will be aborted.



[Action]

Delete user data stored in the database server to free up space on the disk.

## 2.18.74 11781

---

### could not read from file "@1@": @2@

[Description]

An error occurred during I/O processing in the database server.

[System Processing]

Processing will be aborted.

[Action]

To investigate the cause of the occurrence from the message, and remove cause.

## 2.18.75 11782

---

### "@1@" is not a valid data directory

[Description]

An error occurred during execution of the application or command.

[System Processing]

Processing will be aborted.

[Action]

Check the message text and confirm that the application is written correctly and the command is being used correctly.

## 2.18.76 11784

---

### loaded library "@1@"

[Description]

Terminated normally.

[System Processing]

Continues processing.

[Action]

No action required.

## 2.18.77 11785

---

### unexpected encoding ID @1@ for WIN character sets

[Description]

An unexpected error occurred.

[System Processing]

Processing will be aborted.

[Action]

Contact Fujitsu technical support.

## 2.18.78 11786

---

### unexpected encoding ID @1@ for ISO 8859 character sets

[Description]

An unexpected error occurred.

[System Processing]

Processing will be aborted.

[Action]

Contact Fujitsu technical support.

## 2.18.79 11787

---

### conversion between @1@ and @2@ is not supported

[Description]

An error occurred during execution of the application or command.

[System Processing]

Processing will be aborted.

[Action]

Check the message text and confirm that the application is written correctly and the command is being used correctly.

## 2.18.80 11788

---

### default conversion function for encoding "@1@" to "@2@" does not exist

[Description]

The application or command terminated normally, but a warning was output.

[System Processing]

Processing will continue.

[Action]

Check the message text and confirm that the issue does not affect the expected outcome.

## 2.18.81 11789

---

### invalid source encoding name "@1@"

[Description]

An error occurred during execution of the application or command.

[System Processing]

Processing will be aborted.

[Action]

Check the message text and confirm that the application is written correctly and the command is being used correctly.

## 2.18.82 11790

---

---

### invalid destination encoding name "@1@"

[Description]

An error occurred during execution of the application or command.

[System Processing]

Processing will be aborted.

[Action]

Check the message text and confirm that the application is written correctly and the command is being used correctly.

---

## 2.18.83 11791

---

### invalid byte value for encoding "@1@": 0x@2@

[Description]

An error occurred during execution of the application or command.

[System Processing]

Processing will be aborted.

[Action]

Check the message text and confirm that the application is written correctly and the command is being used correctly.

---

## 2.18.84 11793

---

### invalid byte sequence for encoding "@1@": @2@

[Description]

An error occurred during execution of the application or command.

[System Processing]

Processing will be aborted.

[Action]

Check the message text and confirm that the application is written correctly and the command is being used correctly.

---

## 2.18.85 11795

---

### invalid encoding number: @1@

[Description]

An error occurred during execution of the application or command.

[System Processing]

Processing will be aborted.

[Action]

Check the message text and confirm that the application is written correctly and the command is being used correctly.

---

## 2.18.86 11796

---

### unrecognized configuration parameter "@1@"

[Description]

An error occurred during execution of the application or command.

[System Processing]

Processing will be aborted.

[Action]

Check the message text and confirm that the application is written correctly and the command is being used correctly.

---

## 2.18.87 11797

---

### parameter "@1@" cannot be changed

[Description]

An error occurred during execution of the application or command.

[System Processing]

Processing will be aborted.

[Action]

Check the message text and confirm that the application is written correctly and the command is being used correctly.

---

## 2.18.88 11798

---

### parameter "@1@" cannot be changed without restarting the server

[Description]

An error occurred during execution of the application or command.

[System Processing]

Processing will be aborted.

[Action]

Check the message text and confirm that the application is written correctly and the command is being used correctly.

---

## 2.18.89 11799

---

### parameter "@1@" cannot be changed now

[Description]

An error occurred during execution of the application or command.

[System Processing]

Processing will be aborted.

[Action]

Check the message text and confirm that the application is written correctly and the command is being used correctly.

---

## 2.19 Message Numbers Beginning with 11800

---

---

### 2.19.1 11800

---

#### parameter "@1@" cannot be set after connection start

[Description]

An error occurred during execution of the application or command.

[System Processing]

Processing will be aborted.

[Action]

Check the message text and confirm that the application is written correctly and the command is being used correctly.

## 2.19.2 11801

---

### permission denied to set role "@1@"

[Description]

An error occurred during execution of the application or command.

[System Processing]

Processing will be aborted.

[Action]

Check the message text and confirm that the application is written correctly and the command is being used correctly.

## 2.19.3 11802

---

### cannot set parameter "@1@" within security-definer function

[Description]

An error occurred during execution of the application or command.

[System Processing]

Processing will be aborted.

[Action]

Check the message text and confirm that the application is written correctly and the command is being used correctly.

## 2.19.4 11803

---

### invalid value for parameter "@1@": "@2@"

[Description]

An error occurred during execution of the application or command.

[System Processing]

Processing will be aborted.

[Action]

Check the message text and confirm that the application is written correctly and the command is being used correctly.

## 2.19.5 11804

---

### @1@@2@@3@ is outside the valid range for parameter "@4@" (@5@ .. @6@)

[Description]

An error occurred during execution of the application or command.

[System Processing]

Processing will be aborted.

[Action]

Check the message text and confirm that the application is written correctly and the command is being used correctly.

---

## 2.19.6 11805

---

**@1@ requires a numeric value**

[Description]

An error occurred during execution of the application or command.

[System Processing]

Processing will be aborted.

[Action]

Check the message text and confirm that the application is written correctly and the command is being used correctly.

---

## 2.19.7 11806

---

**@1@@2@@3@ is outside the valid range for parameter "@4@" (@5@ .. @6@)**

[Description]

An error occurred during execution of the application or command.

[System Processing]

Processing will be aborted.

[Action]

Check the message text and confirm that the application is written correctly and the command is being used correctly.

---

## 2.19.8 11807

---

**must be superuser or a member of pg\_read\_all\_settings to examine "@1@"**

[Description]

An error occurred during execution of the application or command.

[System Processing]

Processing will be aborted.

[Action]

Check the message text and confirm that the application is written correctly and the command is being used correctly.

---

## 2.19.9 11808

---

**SET @1@ takes only one argument**

[Description]

An error occurred during execution of the application or command.

[System Processing]

Processing will be aborted.

[Action]

Check the message text and confirm that the application is written correctly and the command is being used correctly.

## 2.19.10 11809

---

### SET requires parameter name

[Description]

An error occurred during execution of the application or command.

[System Processing]

Processing will be aborted.

[Action]

Check the message text and confirm that the application is written correctly and the command is being used correctly.

## 2.19.11 11810

---

### attempt to redefine parameter "@1@"

[Description]

An unexpected error occurred.

[System Processing]

Processing will be aborted.

[Action]

Contact Fujitsu technical support.

## 2.19.12 11811

---

### could not parse setting for parameter "@1@"

[Description]

The application or command terminated normally, but a warning was output.

[System Processing]

Processing will continue.

[Action]

Check the message text and confirm that the issue does not affect the expected outcome.

## 2.19.13 11812

---

### invalid value for parameter "@1@" : @2@

[Description]

An error occurred during execution of the application or command.

[System Processing]

Processing will be aborted.

[Action]

Check the message text and confirm that the application is written correctly and the command is being used correctly.

## 2.19.14 11813

---

### invalid value for parameter "@1@": @2@

[Description]

An error occurred during execution of the application or command.

[System Processing]

Processing will be aborted.

[Action]

Check the message text and confirm that the application is written correctly and the command is being used correctly.

## 2.19.15 11814

---

### parameter "@1@" removed from configuration file, reset to default

[Description]

The application or command terminated normally, but a warning was output.

[System Processing]

Processing will continue.

[Action]

Check the message text and confirm that the issue does not affect the expected outcome.

## 2.19.16 11815

---

### parameter "@1@" changed to "@2@"

[Description]

The application or command terminated normally, but a warning was output.

[System Processing]

Processing will continue.

[Action]

Check the message text and confirm that the issue does not affect the expected outcome.

## 2.19.17 11816

---

### could not open configuration file "@1@": maximum nesting depth exceeded

[Description]

An error occurred during execution of the application or command.

[System Processing]

Processing will be aborted.

[Action]

Check the message text and confirm that the application is written correctly and the command is being used correctly.

## 2.19.18 11817

---



---

### **syntax error in file "@1@" line @2@, near end of line**

[Description]

An error occurred during execution of the application or command.

[System Processing]

Processing will be aborted.

[Action]

Check the message text and confirm that the application is written correctly and the command is being used correctly.

---

## **2.19.19 11818**

---

### **syntax error in file "@1@" line @2@, near token "@3@"**

[Description]

An error occurred during execution of the application or command.

[System Processing]

Processing will be aborted.

[Action]

Check the message text and confirm that the application is written correctly and the command is being used correctly.

---

## **2.19.20 11819**

---

### **user mapping not found for "@1@"**

[Description]

An error occurred during execution of the application or command.

[System Processing]

Processing will be aborted.

[Action]

Check the message text and confirm that the application is written correctly and the command is being used correctly.

---

## **2.19.21 11820**

---

### **foreign-data wrapper "@1@" has no handler**

[Description]

An error occurred during execution of the application or command.

[System Processing]

Processing will be aborted.

[Action]

Check the message text and confirm that the application is written correctly and the command is being used correctly.

---

## **2.19.22 11821**

---

### **invalid option "@1@"**

[Description]

An error occurred during execution of the application or command.

[System Processing]

Processing will be aborted.

[Action]

Check the message text and confirm that the application is written correctly and the command is being used correctly.

## 2.19.23 11822

---

### foreign-data wrapper "@1@" does not exist

[Description]

An error occurred during execution of the application or command.

[System Processing]

Processing will be aborted.

[Action]

Check the message text and confirm that the application is written correctly and the command is being used correctly.

## 2.19.24 11823

---

### index "@1@" does not exist

[Description]

An error occurred during execution of the application or command.

[System Processing]

Processing will be aborted.

[Action]

Check the message text and confirm that the application is written correctly and the command is being used correctly.

## 2.19.25 11824

---

### could not create shared memory segment: @1@

[Description]

There was insufficient free space in the database server's shared memory during execution of the application.

[System Processing]

Processing will be aborted.

[Action]

Estimate memory usage and take the following action:

- If the number of simultaneous connections from client applications is high, reduce it.
- If the number of simultaneous SQL executions is high, reduce it.

## 2.19.26 11825

---

### could not stat data directory "@1@" : @2@

[Description]

An error occurred during I/O processing in the database server.

[System Processing]

Processing will be aborted.

[Action]

To investigate the cause of the occurrence from the message, and remove cause.

## 2.19.27 11826

---

### could not create semaphore: error code @1@

[Description]

An unexpected error occurred.

[System Processing]

Processing will be aborted.

[Action]

Contact Fujitsu technical support.

## 2.19.28 11827

---

### could not lock semaphore: error code @1@

[Description]

An error occurred because execution is temporarily impossible.

[System Processing]

Processing will be aborted.

[Action]

Restart the application. If the same error occurs when you restart the application, to check if there are any problems in the database server.

## 2.19.29 11828

---

### could not unlock semaphore: error code @1@

[Description]

An unexpected error occurred.

[System Processing]

Processing will be aborted.

[Action]

Contact Fujitsu technical support.

## 2.19.30 11829

---

### could not try-lock semaphore: error code @1@

[Description]

An error occurred because execution is temporarily impossible.

[System Processing]

Processing will be aborted.

[Action]

Restart the application. If the same error occurs when you restart the application, to check if there are any problems in the database server.

---

### 2.19.31 11830

---

**could not create semaphores: @1@**

[Description]

An unexpected error occurred.

[System Processing]

Processing will be aborted.

[Action]

Contact Fujitsu technical support.

---

### 2.19.32 11832

---

**pre-existing shared memory block is still in use**

[Description]

An error occurred during I/O processing in the database server.

[System Processing]

Processing will be aborted.

[Action]

To investigate the cause of the occurrence from the message, and remove cause.

---

### 2.19.33 11833

---

**oldest xmin is far in the past**

[Description]

The application or command terminated normally, but a warning was output.

[System Processing]

Processing will continue.

[Action]

Check the message text and confirm that the issue does not affect the expected outcome.

---

### 2.19.34 11834

---

**some databases have not been vacuumed in over 2 billion transactions**

[Description]

The application or command terminated normally, but a warning was output.

[System Processing]

Processing will continue.

[Action]

Check the message text and confirm that the issue does not affect the expected outcome.

## 2.19.35 11835

---

### skipping analyze of "@1@" --- lock not available

[Description]

The application or command terminated normally, but a warning was output.

[System Processing]

Processing will continue.

[Action]

Check the message text and confirm that the issue does not affect the expected outcome.

## 2.19.36 11836

---

### skipping "@1@" --- only superuser can analyze it

[Description]

The application or command terminated normally, but a warning was output.

[System Processing]

Processing will continue.

[Action]

Check the message text and confirm that the issue does not affect the expected outcome.

## 2.19.37 11837

---

### skipping "@1@" --- only superuser or database owner can analyze it

[Description]

The application or command terminated normally, but a warning was output.

[System Processing]

Processing will continue.

[Action]

Check the message text and confirm that the issue does not affect the expected outcome.

## 2.19.38 11838

---

### skipping "@1@" --- only table or database owner can analyze it

[Description]

The application or command terminated normally, but a warning was output.

[System Processing]

Processing will continue.

[Action]

Check the message text and confirm that the issue does not affect the expected outcome.

## 2.19.39 11839

---

### skipping "@1@" --- cannot analyze non-tables or special system tables

#### [Description]

The application or command terminated normally, but a warning was output.

#### [System Processing]

Processing will continue.

#### [Action]

Check the message text and confirm that the issue does not affect the expected outcome.

## 2.19.40 11840

---

### operator class "@1@" does not exist for access method "@2@", skipping

#### [Description]

An error occurred during execution of the application or command.

#### [System Processing]

Processing will be aborted.

#### [Action]

Check the message text and confirm that the application is written correctly and the command is being used correctly.

## 2.19.41 11841

---

### operator family "@1@" does not exist for access method "@2@", skipping

#### [Description]

An error occurred during execution of the application or command.

#### [System Processing]

Processing will be aborted.

#### [Action]

Check the message text and confirm that the application is written correctly and the command is being used correctly.

## 2.19.42 11842

---

### operator family "@1@" for access method "@2@" already exists

#### [Description]

An error occurred during execution of the application or command.

#### [System Processing]

Processing will be aborted.

#### [Action]

Check the message text and confirm that the application is written correctly and the command is being used correctly.

## 2.19.43 11843

---

---

### access method "@1@" does not exist

[Description]

An error occurred during execution of the application or command.

[System Processing]

Processing will be aborted.

[Action]

Check the message text and confirm that the application is written correctly and the command is being used correctly.

---

## 2.19.44 11844

---

### must be superuser to create an operator class

[Description]

An error occurred during execution of the application or command.

[System Processing]

Processing will be aborted.

[Action]

Check the message text and confirm that the application is written correctly and the command is being used correctly.

---

## 2.19.45 11845

---

### invalid operator number @1@, must be between 1 and @2@

[Description]

An error occurred during execution of the application or command.

[System Processing]

Processing will be aborted.

[Action]

Check the message text and confirm that the application is written correctly and the command is being used correctly.

---

## 2.19.46 11846

---

### invalid procedure number @1@, must be between 1 and @2@

[Description]

An error occurred during execution of the application or command.

[System Processing]

Processing will be aborted.

[Action]

Check the message text and confirm that the application is written correctly and the command is being used correctly.

---

## 2.19.47 11847

---

### storage type specified more than once

[Description]

An error occurred during execution of the application or command.

[System Processing]

Processing will be aborted.

[Action]

Check the message text and confirm that the application is written correctly and the command is being used correctly.

## 2.19.48 11848

---

### storage type cannot be different from data type for access method "@1@"

[Description]

An error occurred during execution of the application or command.

[System Processing]

Processing will be aborted.

[Action]

Check the message text and confirm that the application is written correctly and the command is being used correctly.

## 2.19.49 11849

---

### operator class "@1@" for access method "@2@" already exists

[Description]

An error occurred during execution of the application or command.

[System Processing]

Processing will be aborted.

[Action]

Check the message text and confirm that the application is written correctly and the command is being used correctly.

## 2.19.50 11850

---

### could not make operator class "@1@" be default for type @2@

[Description]

An error occurred during execution of the application or command.

[System Processing]

Processing will be aborted.

[Action]

Check the message text and confirm that the application is written correctly and the command is being used correctly.

## 2.19.51 11851

---

### must be superuser to create an operator family

[Description]

An error occurred during execution of the application or command.



[System Processing]

Processing will be aborted.

[Action]

Check the message text and confirm that the application is written correctly and the command is being used correctly.

---

## 2.19.52 11852

---

**must be superuser to alter an operator family**

[Description]

An error occurred during execution of the application or command.

[System Processing]

Processing will be aborted.

[Action]

Check the message text and confirm that the application is written correctly and the command is being used correctly.

---

## 2.19.53 11853

---

**operator argument types must be specified in ALTER OPERATOR FAMILY**

[Description]

An error occurred during execution of the application or command.

[System Processing]

Processing will be aborted.

[Action]

Check the message text and confirm that the application is written correctly and the command is being used correctly.

---

## 2.19.54 11854

---

**STORAGE cannot be specified in ALTER OPERATOR FAMILY**

[Description]

An error occurred during execution of the application or command.

[System Processing]

Processing will be aborted.

[Action]

Check the message text and confirm that the application is written correctly and the command is being used correctly.

---

## 2.19.55 11855

---

**one or two argument types must be specified**

[Description]

An error occurred during execution of the application or command.

[System Processing]

Processing will be aborted.

[Action]

Check the message text and confirm that the application is written correctly and the command is being used correctly.

---

## 2.19.56 11856

---

### index operators must be binary

[Description]

An error occurred during execution of the application or command.

[System Processing]

Processing will be aborted.

[Action]

Check the message text and confirm that the application is written correctly and the command is being used correctly.

---

## 2.19.57 11857

---

### access method "@1@" does not support ordering operators

[Description]

An error occurred during execution of the application or command.

[System Processing]

Processing will be aborted.

[Action]

Check the message text and confirm that the application is written correctly and the command is being used correctly.

---

## 2.19.58 11858

---

### index search operators must return boolean

[Description]

An error occurred during execution of the application or command.

[System Processing]

Processing will be aborted.

[Action]

Check the message text and confirm that the application is written correctly and the command is being used correctly.

---

## 2.19.59 11859

---

### btree comparison procedures must have two arguments

[Description]

An error occurred during execution of the application or command.

[System Processing]

Processing will be aborted.

[Action]

Check the message text and confirm that the application is written correctly and the command is being used correctly.

## 2.19.60 11860

---

### btrees comparison procedures must return integer

[Description]

An error occurred during execution of the application or command.

[System Processing]

Processing will be aborted.

[Action]

Check the message text and confirm that the application is written correctly and the command is being used correctly.

## 2.19.61 11861

---

### hash procedures must have one argument

[Description]

An error occurred during execution of the application or command.

[System Processing]

Processing will be aborted.

[Action]

Check the message text and confirm that the application is written correctly and the command is being used correctly.

## 2.19.62 11862

---

### hash procedures must return integer

[Description]

An error occurred during execution of the application or command.

[System Processing]

Processing will be aborted.

[Action]

Check the message text and confirm that the application is written correctly and the command is being used correctly.

## 2.19.63 11863

---

### associated data types must be specified for index support procedure

[Description]

An error occurred during execution of the application or command.

[System Processing]

Processing will be aborted.

[Action]

Check the message text and confirm that the application is written correctly and the command is being used correctly.

## 2.19.64 11864

---

---

**procedure number @1@ for (@2@, @3@) appears more than once**

[Description]

An error occurred during execution of the application or command.

[System Processing]

Processing will be aborted.

[Action]

Check the message text and confirm that the application is written correctly and the command is being used correctly.

---

## 2.19.65 11865

---

**operator number @1@ for (@2@, @3@) appears more than once**

[Description]

An error occurred during execution of the application or command.

[System Processing]

Processing will be aborted.

[Action]

Check the message text and confirm that the application is written correctly and the command is being used correctly.

---

## 2.19.66 11866

---

**operator @1@(@2@, @3@) already exists in operator family "@4@"**

[Description]

An error occurred during execution of the application or command.

[System Processing]

Processing will be aborted.

[Action]

Check the message text and confirm that the application is written correctly and the command is being used correctly.

---

## 2.19.67 11867

---

**function @1@(@2@, @3@) already exists in operator family "@4@"**

[Description]

An error occurred during execution of the application or command.

[System Processing]

Processing will be aborted.

[Action]

Check the message text and confirm that the application is written correctly and the command is being used correctly.

---

## 2.19.68 11868

---

**operator @1@(@2@, @3@) does not exist in operator family "@4@"**

[Description]

An error occurred during execution of the application or command.

[System Processing]

Processing will be aborted.

[Action]

Check the message text and confirm that the application is written correctly and the command is being used correctly.

## 2.19.69 11869

---

### **function @1@(@2@,@3@) does not exist in operator family "@4@"**

[Description]

An error occurred during execution of the application or command.

[System Processing]

Processing will be aborted.

[Action]

Check the message text and confirm that the application is written correctly and the command is being used correctly.

## 2.19.70 11870

---

### **operator class "@1@" for access method "@2@" already exists in schema "@3@"**

[Description]

An error occurred during execution of the application or command.

[System Processing]

Processing will be aborted.

[Action]

Check the message text and confirm that the application is written correctly and the command is being used correctly.

## 2.19.71 11871

---

### **operator family "@1@" for access method "@2@" already exists in schema "@3@"**

[Description]

An error occurred during execution of the application or command.

[System Processing]

Processing will be aborted.

[Action]

Check the message text and confirm that the application is written correctly and the command is being used correctly.

## 2.19.72 11872

---

### **no security label providers have been loaded**

[Description]

An error occurred during execution of the application or command.

[System Processing]

Processing will be aborted.

[Action]

Check the message text and confirm that the application is written correctly and the command is being used correctly.

---

## 2.19.73 11873

---

### must specify provider when multiple security label providers have been loaded

[Description]

An error occurred during execution of the application or command.

[System Processing]

Processing will be aborted.

[Action]

Check the message text and confirm that the application is written correctly and the command is being used correctly.

---

## 2.19.74 11874

---

### security label provider "@1@" is not loaded

[Description]

An error occurred during execution of the application or command.

[System Processing]

Processing will be aborted.

[Action]

Check the message text and confirm that the application is written correctly and the command is being used correctly.

---

## 2.19.75 11875

---

### "@1@" is not a table, view, materialized view, composite type, or foreign table

[Description]

An error occurred during execution of the application or command.

[System Processing]

Processing will be aborted.

[Action]

Check the message text and confirm that the application is written correctly and the command is being used correctly.

---

## 2.19.76 11876

---

### aggregate attribute "@1@" not recognized

[Description]

An error occurred during execution of the application or command.

[System Processing]

Processing will be aborted.

[Action]

Check the message text and confirm that the application is written correctly and the command is being used correctly.

## 2.19.77 11877

---

### parameter "lc\_collate" must be specified

[Description]

An error occurred during execution of the application or command.

[System Processing]

Processing will be aborted.

[Action]

Check the message text and confirm that the application is written correctly and the command is being used correctly.

## 2.19.78 11878

---

### database "@1@" does not exist, skipping

[Description]

The application or command terminated normally, but a warning was output.

[System Processing]

Processing will continue.

[Action]

Check the message text and confirm that the issue does not affect the expected outcome.

## 2.19.79 11879

---

### collation "@1@" for encoding "@2@" already exists in schema "@3@"

[Description]

An error occurred during execution of the application or command.

[System Processing]

Processing will be aborted.

[Action]

Check the message text and confirm that the application is written correctly and the command is being used correctly.

## 2.19.80 11880

---

### function @1@ already exists in schema "@2@"

[Description]

An error occurred during execution of the application or command.

[System Processing]

Processing will be aborted.

[Action]

Check the message text and confirm that the application is written correctly and the command is being used correctly.

## 2.19.81 11881

---

### unrecognized value for EXPLAIN option "@1@": "@2@"

[Description]

An error occurred during execution of the application or command.

[System Processing]

Processing will be aborted.

[Action]

Check the message text and confirm that the application is written correctly and the command is being used correctly.

## 2.19.82 11882

---

### unrecognized EXPLAIN option "@1@"

[Description]

An error occurred during execution of the application or command.

[System Processing]

Processing will be aborted.

[Action]

Check the message text and confirm that the application is written correctly and the command is being used correctly.

## 2.19.83 11883

---

### EXPLAIN option WAL requires ANALYZE

[Description]

An error occurred during execution of the application or command.

[System Processing]

Processing will be aborted.

[Action]

Check the message text and confirm that the application is written correctly and the command is being used correctly.

## 2.19.84 11884

---

### type "@1@" already exists in schema "@2@"

[Description]

An error occurred during execution of the application or command.

[System Processing]

Processing will be aborted.

[Action]

Check the message text and confirm that the application is written correctly and the command is being used correctly.

## 2.19.85 11885

---



---

### collation attribute "@1@" not recognized

[Description]

The application or command terminated normally, but a warning was output.

[System Processing]

Processing will continue.

[Action]

Check the message text and confirm that the issue does not affect the expected outcome.

---

## 2.19.86 11886

---

### aggregate stype must be specified

[Description]

An error occurred during execution of the application or command.

[System Processing]

Processing will be aborted.

[Action]

Check the message text and confirm that the application is written correctly and the command is being used correctly.

---

## 2.19.87 11887

---

### aggregate sfunc must be specified

[Description]

An error occurred during execution of the application or command.

[System Processing]

Processing will be aborted.

[Action]

Check the message text and confirm that the application is written correctly and the command is being used correctly.

---

## 2.19.88 11888

---

### aggregate input type must be specified

[Description]

An error occurred during execution of the application or command.

[System Processing]

Processing will be aborted.

[Action]

Check the message text and confirm that the application is written correctly and the command is being used correctly.

---

## 2.19.89 11889

---

### basetype is redundant with aggregate input type specification

[Description]

An error occurred during execution of the application or command.

[System Processing]

Processing will be aborted.

[Action]

Check the message text and confirm that the application is written correctly and the command is being used correctly.

---

## 2.19.90 11890

---

### aggregate transition data type cannot be @1@

[Description]

An error occurred during execution of the application or command.

[System Processing]

Processing will be aborted.

[Action]

Check the message text and confirm that the application is written correctly and the command is being used correctly.

---

## 2.19.91 11891

---

### function @1@(@2@) does not exist, skipping

[Description]

The application or command terminated normally, but a warning was output.

[System Processing]

Processing will continue.

[Action]

Check the message text and confirm that the issue does not affect the expected outcome.

---

## 2.19.92 11892

---

### collation "@1@" already exists in schema "@2@"

[Description]

An error occurred during execution of the application or command.

[System Processing]

Processing will be aborted.

[Action]

Check the message text and confirm that the application is written correctly and the command is being used correctly.

---

## 2.19.93 11894

---

### vacuuming "@1@.@2@"

[Description]

Terminated normally.

[System Processing]

Continues processing.

[Action]

No action required.

## 2.19.94 11896

---

**"@1@": removed @2@ row versions in @3@ pages**

[Description]

Terminated normally.

[System Processing]

Continues processing.

[Action]

No action required.

## 2.19.95 11897

---

**"@1@": found @2@ removable, @3@ nonremovable row versions in @4@ pages**

[Description]

The application or command terminated normally, but a warning was output.

[System Processing]

Processing will continue.

[Action]

Check the message text and confirm that the issue does not affect the expected outcome.

## 2.19.96 11898

---

**"@1@": removed @2@ row versions in @3@ pages**

[Description]

Terminated normally.

[System Processing]

Continues processing.

[Action]

No action required.

## 2.19.97 11899

---

**scanned index "@1@" to remove @2@ row versions**

[Description]

Terminated normally.

[System Processing]

Continues processing.

[Action]

No action required.

## 2.20 Message Numbers Beginning with 11900

---

### 2.20.1 11900

---

**index "@1@" now contains @2@ row versions in @3@ pages**

[Description]

Terminated normally.

[System Processing]

Continues processing.

[Action]

No action required.

### 2.20.2 11901

---

**"@1@": truncated @2@ to @3@ pages**

[Description]

Terminated normally.

[System Processing]

Continues processing.

[Action]

No action required.

### 2.20.3 11902

---

**option "@1@" not found**

[Description]

An error occurred during execution of the application or command.

[System Processing]

Processing will be aborted.

[Action]

Check the message text and confirm that the application is written correctly and the command is being used correctly.

### 2.20.4 11903

---

**option "@1@" provided more than once**

[Description]

An error occurred during execution of the application or command.

[System Processing]

Processing will be aborted.

[Action]

Check the message text and confirm that the application is written correctly and the command is being used correctly.

## 2.20.5 11904

---

### permission denied to change owner of foreign-data wrapper "@1@"

[Description]

An error occurred during execution of the application or command.

[System Processing]

Processing will be aborted.

[Action]

Check the message text and confirm that the application is written correctly and the command is being used correctly.

## 2.20.6 11905

---

### function @1@ must return type @2@

[Description]

An error occurred during execution of the application or command.

[System Processing]

Processing will be aborted.

[Action]

Check the message text and confirm that the application is written correctly and the command is being used correctly.

## 2.20.7 11906

---

### permission denied to create foreign-data wrapper "@1@"

[Description]

An error occurred during execution of the application or command.

[System Processing]

Processing will be aborted.

[Action]

Check the message text and confirm that the application is written correctly and the command is being used correctly.

## 2.20.8 11907

---

### foreign-data wrapper "@1@" already exists

[Description]

An error occurred during execution of the application or command.

[System Processing]

Processing will be aborted.

[Action]

Check the message text and confirm that the application is written correctly and the command is being used correctly.

## 2.20.9 11908

---

### permission denied to alter foreign-data wrapper "@1@"

[Description]

An error occurred during execution of the application or command.

[System Processing]

Processing will be aborted.

[Action]

Check the message text and confirm that the application is written correctly and the command is being used correctly.

## 2.20.10 11909

---

### changing the foreign-data wrapper handler can change behavior of existing foreign tables

[Description]

The application or command terminated normally, but a warning was output.

[System Processing]

Processing will continue.

[Action]

Check the message text and confirm that the issue does not affect the expected outcome.

## 2.20.11 11910

---

### changing the foreign-data wrapper validator can cause the options for dependent objects to become invalid

[Description]

The application or command terminated normally, but a warning was output.

[System Processing]

Processing will continue.

[Action]

Check the message text and confirm that the issue does not affect the expected outcome.

## 2.20.12 11912

---

### foreign-data wrapper "@1@" does not exist, skipping

[Description]

The application or command terminated normally, but a warning was output.

[System Processing]

Processing will continue.

[Action]

Check the message text and confirm that the issue does not affect the expected outcome.

## 2.20.13 11913

---

### server "@1@" already exists

#### [Description]

An error occurred during execution of the application or command.

#### [System Processing]

Processing will be aborted.

#### [Action]

Check the message text and confirm that the application is written correctly and the command is being used correctly.

## 2.20.14 11914

---

### type "@1@" does not exist, skipping

#### [Description]

The application or command terminated normally, but a warning was output.

#### [System Processing]

Processing will continue.

#### [Action]

Check the message text and confirm that the issue does not affect the expected outcome.

## 2.20.15 11916

---

### user mapping for "@1@" does not exist for server "@2@"

#### [Description]

An error occurred during execution of the application or command.

#### [System Processing]

Processing will be aborted.

#### [Action]

Check the message text and confirm that the application is written correctly and the command is being used correctly.

## 2.20.16 11917

---

### server "@1@" does not exist, skipping

#### [Description]

The application or command terminated normally, but a warning was output.

#### [System Processing]

Processing will continue.

#### [Action]

Check the message text and confirm that the issue does not affect the expected outcome.

## 2.20.17 11918

---

---

### **user mapping for "@1@" does not exist for server "@2@", skipping**

[Description]

The application or command terminated normally, but a warning was output.

[System Processing]

Processing will continue.

[Action]

Check the message text and confirm that the issue does not affect the expected outcome.

---

## **2.20.18 11919**

---

### **foreign table "@1@" does not exist**

[Description]

An error occurred during execution of the application or command.

[System Processing]

Processing will be aborted.

[Action]

Check the message text and confirm that the application is written correctly and the command is being used correctly.

---

## **2.20.19 11920**

---

### **collation "@1@" does not exist, skipping**

[Description]

The application or command terminated normally, but a warning was output.

[System Processing]

Processing will continue.

[Action]

Check the message text and confirm that the issue does not affect the expected outcome.

---

## **2.20.20 11921**

---

### **tablespace "@1@" does not exist**

[Description]

An error occurred during execution of the application or command.

[System Processing]

Processing will be aborted.

[Action]

Check the message text and confirm that the application is written correctly and the command is being used correctly.

---

## **2.20.21 11922**

---

### **conversion "@1@" does not exist, skipping**



[Description]

The application or command terminated normally, but a warning was output.

[System Processing]

Processing will continue.

[Action]

Check the message text and confirm that the issue does not affect the expected outcome.

## 2.20.22 11923

---

### **constraint "@1@" does not exist**

[Description]

An error occurred during execution of the application or command.

[System Processing]

Processing will be aborted.

[Action]

Check the message text and confirm that the application is written correctly and the command is being used correctly.

## 2.20.23 11924

---

### **schema "@1@" does not exist, skipping**

[Description]

The application or command terminated normally, but a warning was output.

[System Processing]

Processing will continue.

[Action]

Check the message text and confirm that the issue does not affect the expected outcome.

## 2.20.24 11925

---

### **extension "@1@" does not exist, skipping**

[Description]

The application or command terminated normally, but a warning was output.

[System Processing]

Processing will continue.

[Action]

Check the message text and confirm that the issue does not affect the expected outcome.

## 2.20.25 11926

---

### **operator @1@ does not exist, skipping**

[Description]

The application or command terminated normally, but a warning was output.

[System Processing]

Processing will continue.

[Action]

Check the message text and confirm that the issue does not affect the expected outcome.

---

## 2.20.26 11927

---

**@1@ is not a domain**

[Description]

An error occurred during execution of the application or command.

[System Processing]

Processing will be aborted.

[Action]

Check the message text and confirm that the application is written correctly and the command is being used correctly.

---

## 2.20.27 11929

---

**table "@1@" does not exist, skipping**

[Description]

The application or command terminated normally, but a warning was output.

[System Processing]

Processing will continue.

[Action]

Check the message text and confirm that the issue does not affect the expected outcome.

---

## 2.20.28 11931

---

**only shared relations can be placed in pg\_global tablespace**

[Description]

An error occurred during execution of the application or command.

[System Processing]

Processing will be aborted.

[Action]

Check the message text and confirm that the application is written correctly and the command is being used correctly.

---

## 2.20.29 11933

---

**truncate cascades to table "@1@"**

[Description]

Terminated normally.

[System Processing]

Continues processing.

[Action]

No action required.

## 2.20.30 11934

---

### cannot vacuum temporary tables of other sessions

[Description]

An error occurred during execution of the application or command.

[System Processing]

Processing will be aborted.

[Action]

Check the message text and confirm that the application is written correctly and the command is being used correctly.

## 2.20.31 11935

---

### cannot inherit from temporary relation "@1@"

[Description]

An error occurred during execution of the application or command.

[System Processing]

Processing will be aborted.

[Action]

Check the message text and confirm that the application is written correctly and the command is being used correctly.

## 2.20.32 11936

---

### relation "@1@" would be inherited from more than once

[Description]

An error occurred during execution of the application or command.

[System Processing]

Processing will be aborted.

[Action]

Check the message text and confirm that the application is written correctly and the command is being used correctly.

## 2.20.33 11937

---

### merging multiple inherited definitions of column "@1@"

[Description]

Terminated normally.

[System Processing]

Continues processing.

[Action]

No action required.

## 2.20.34 11938

---

### inherited column "@1@" has a type conflict

[Description]

An error occurred during execution of the application or command.

[System Processing]

Processing will be aborted.

[Action]

Check the message text and confirm that the application is written correctly and the command is being used correctly.

## 2.20.35 11939

---

### inherited column "@1@" has a collation conflict

[Description]

An error occurred during execution of the application or command.

[System Processing]

Processing will be aborted.

[Action]

Check the message text and confirm that the application is written correctly and the command is being used correctly.

## 2.20.36 11940

---

### inherited column "@1@" has a storage parameter conflict

[Description]

An error occurred during execution of the application or command.

[System Processing]

Processing will be aborted.

[Action]

Check the message text and confirm that the application is written correctly and the command is being used correctly.

## 2.20.37 11941

---

### merging column "@1@" with inherited definition

[Description]

Terminated normally.

[System Processing]

Continues processing.

[Action]

No action required.

## 2.20.38 11942

---

---

### column "@1@" has a type conflict

[Description]

An error occurred during execution of the application or command.

[System Processing]

Processing will be aborted.

[Action]

Check the message text and confirm that the application is written correctly and the command is being used correctly.

---

## 2.20.39 11943

---

### column "@1@" has a collation conflict

[Description]

An error occurred during execution of the application or command.

[System Processing]

Processing will be aborted.

[Action]

Check the message text and confirm that the application is written correctly and the command is being used correctly.

---

## 2.20.40 11944

---

### column "@1@" has a storage parameter conflict

[Description]

An error occurred during execution of the application or command.

[System Processing]

Processing will be aborted.

[Action]

Check the message text and confirm that the application is written correctly and the command is being used correctly.

---

## 2.20.41 11945

---

### column "@1@" inherits conflicting default values

[Description]

An error occurred during execution of the application or command.

[System Processing]

Processing will be aborted.

[Action]

Check the message text and confirm that the application is written correctly and the command is being used correctly.

---

## 2.20.42 11946

---

### check constraint name "@1@" appears multiple times but with different expressions

[Description]

An error occurred during execution of the application or command.

[System Processing]

Processing will be aborted.

[Action]

Check the message text and confirm that the application is written correctly and the command is being used correctly.

---

## 2.20.43 11947

---

### cannot rename column of typed table

[Description]

An error occurred during execution of the application or command.

[System Processing]

Processing will be aborted.

[Action]

Check the message text and confirm that the application is written correctly and the command is being used correctly.

---

## 2.20.44 11948

---

### "@1@" is not a table, view, materialized view, composite type, index, or foreign table

[Description]

An error occurred during execution of the application or command.

[System Processing]

Processing will be aborted.

[Action]

Check the message text and confirm that the application is written correctly and the command is being used correctly.

---

## 2.20.45 11949

---

### inherited column "@1@" must be renamed in child tables too

[Description]

An error occurred during execution of the application or command.

[System Processing]

Processing will be aborted.

[Action]

Check the message text and confirm that the application is written correctly and the command is being used correctly.

---

## 2.20.46 11950

---

### cannot rename system column "@1@"

[Description]

An error occurred during execution of the application or command.

[System Processing]

Processing will be aborted.

[Action]

Check the message text and confirm that the application is written correctly and the command is being used correctly.

## 2.20.47 11951

---

**cannot rename inherited column "@1@"**

[Description]

An error occurred during execution of the application or command.

[System Processing]

Processing will be aborted.

[Action]

Check the message text and confirm that the application is written correctly and the command is being used correctly.

## 2.20.48 11952

---

**column "@1@" of relation "@2@" already exists**

[Description]

An error occurred during execution of the application or command.

[System Processing]

Processing will be aborted.

[Action]

Check the message text and confirm that the application is written correctly and the command is being used correctly.

## 2.20.49 11953

---

**cannot @1@ "@2@" because it is being used by active queries in this session**

[Description]

An error occurred because execution is temporarily impossible.

[System Processing]

Processing will be aborted.

[Action]

Restart the application. If the same error occurs when you restart the application, to check if there are any problems in the database server.

## 2.20.50 11954

---

**cannot @1@ "@2@" because it has pending trigger events**

[Description]

An error occurred because execution is temporarily impossible.

[System Processing]

Processing will be aborted.

[Action]

Restart the application. If the same error occurs when you restart the application, to check if there are any problems in the database server.

## 2.20.51 11955

---

### type @1@ is not a composite type

[Description]

An error occurred during execution of the application or command.

[System Processing]

Processing will be aborted.

[Action]

Check the message text and confirm that the application is written correctly and the command is being used correctly.

## 2.20.52 11956

---

### cannot rewrite system relation "@1@"

[Description]

An error occurred during execution of the application or command.

[System Processing]

Processing will be aborted.

[Action]

Check the message text and confirm that the application is written correctly and the command is being used correctly.

## 2.20.53 11957

---

### cannot truncate temporary tables of other sessions

[Description]

An error occurred during execution of the application or command.

[System Processing]

Processing will be aborted.

[Action]

Check the message text and confirm that the application is written correctly and the command is being used correctly.

## 2.20.54 11958

---

### rewriting table "@1@"

[Description]

Terminated normally.

[System Processing]

Continues processing.

[Action]

No action required.



## 2.20.55 11959

---

### verifying table "@1@"

[Description]

Terminated normally.

[System Processing]

Continues processing.

[Action]

No action required.

## 2.20.56 11960

---

### column "@1@" of relation "@2@" contains null values

[Description]

An error occurred during execution of the application or command.

[System Processing]

Processing will be aborted.

[Action]

Check the message text and confirm that the application is written correctly and the command is being used correctly.

## 2.20.57 11961

---

### check constraint "@1@" of relation "@2@" is violated by some row

[Description]

An error occurred during execution of the application or command.

[System Processing]

Processing will be aborted.

[Action]

Check the message text and confirm that the application is written correctly and the command is being used correctly.

## 2.20.58 11962

---

### "@1@" is not a table, materialized view, or index

[Description]

An error occurred during execution of the application or command.

[System Processing]

Processing will be aborted.

[Action]

Check the message text and confirm that the application is written correctly and the command is being used correctly.

## 2.20.59 11963

---

---

### **"@1@" is not a table or view**

#### [Description]

An error occurred during execution of the application or command.

#### [System Processing]

Processing will be aborted.

#### [Action]

Check the message text and confirm that the application is written correctly and the command is being used correctly.

---

## **2.20.60 11964**

---

### **"@1@" is not a table or foreign table**

#### [Description]

An error occurred during execution of the application or command.

#### [System Processing]

Processing will be aborted.

#### [Action]

Check the message text and confirm that the application is written correctly and the command is being used correctly.

---

## **2.20.61 11965**

---

### **"@1@" is not a table, composite type, or foreign table**

#### [Description]

An error occurred during execution of the application or command.

#### [System Processing]

Processing will be aborted.

#### [Action]

Check the message text and confirm that the application is written correctly and the command is being used correctly.

---

## **2.20.62 11966**

---

### **"@1@" is of the wrong type**

#### [Description]

An error occurred during execution of the application or command.

#### [System Processing]

Processing will be aborted.

#### [Action]

Check the message text and confirm that the application is written correctly and the command is being used correctly.

---

## **2.20.63 11967**

---

### **cannot alter type "@1@" because it is the type of a typed table**

[Description]

An error occurred during execution of the application or command.

[System Processing]

Processing will be aborted.

[Action]

Check the message text and confirm that the application is written correctly and the command is being used correctly.

## 2.20.64 11968

---

### **type @1@ is not a domain**

[Description]

An error occurred during execution of the application or command.

[System Processing]

Processing will be aborted.

[Action]

Check the message text and confirm that the application is written correctly and the command is being used correctly.

## 2.20.65 11969

---

### **cannot add column to typed table**

[Description]

An error occurred during execution of the application or command.

[System Processing]

Processing will be aborted.

[Action]

Check the message text and confirm that the application is written correctly and the command is being used correctly.

## 2.20.66 11970

---

### **child table "@1@" has different type for column "@2@"**

[Description]

An error occurred during execution of the application or command.

[System Processing]

Processing will be aborted.

[Action]

Check the message text and confirm that the application is written correctly and the command is being used correctly.

## 2.20.67 11971

---

### **child table "@1@" has different collation for column "@2@"**

[Description]

An error occurred during execution of the application or command.

[System Processing]

Processing will be aborted.

[Action]

Check the message text and confirm that the application is written correctly and the command is being used correctly.

---

## 2.20.68 11973

---

**merging definition of column "@1@" for child "@2@"**

[Description]

Terminated normally.

[System Processing]

Continues processing.

[Action]

No action required.

---

## 2.20.69 11974

---

**column must be added to child tables too**

[Description]

An error occurred during execution of the application or command.

[System Processing]

Processing will be aborted.

[Action]

Check the message text and confirm that the application is written correctly and the command is being used correctly.

---

## 2.20.70 11975

---

**cannot alter system column "@1@"**

[Description]

An error occurred during execution of the application or command.

[System Processing]

Processing will be aborted.

[Action]

Check the message text and confirm that the application is written correctly and the command is being used correctly.

---

## 2.20.71 11976

---

**column "@1@" is in a primary key**

[Description]

An error occurred during execution of the application or command.

[System Processing]

Processing will be aborted.

[Action]

Check the message text and confirm that the application is written correctly and the command is being used correctly.

## 2.20.72 11977

---

### statistics target @1@ is too low

[Description]

An error occurred during execution of the application or command.

[System Processing]

Processing will be aborted.

[Action]

Check the message text and confirm that the application is written correctly and the command is being used correctly.

## 2.20.73 11978

---

### lowering statistics target to @1@

[Description]

The application or command terminated normally, but a warning was output.

[System Processing]

Processing will continue.

[Action]

Check the message text and confirm that the issue does not affect the expected outcome.

## 2.20.74 11979

---

### invalid storage type "@1@"

[Description]

An error occurred during execution of the application or command.

[System Processing]

Processing will be aborted.

[Action]

Check the message text and confirm that the application is written correctly and the command is being used correctly.

## 2.20.75 11980

---

### column data type @1@ can only have storage PLAIN

[Description]

An error occurred during execution of the application or command.

[System Processing]

Processing will be aborted.

[Action]

Check the message text and confirm that the application is written correctly and the command is being used correctly.

## 2.20.76 11981

---

### cannot drop column from typed table

[Description]

An error occurred during execution of the application or command.

[System Processing]

Processing will be aborted.

[Action]

Check the message text and confirm that the application is written correctly and the command is being used correctly.

## 2.20.77 11982

---

### column "@1@" of relation "@2@" does not exist, skipping

[Description]

The application or command terminated normally, but a warning was output.

[System Processing]

Processing will continue.

[Action]

Check the message text and confirm that the issue does not affect the expected outcome.

## 2.20.78 11983

---

### cannot drop system column "@1@"

[Description]

An error occurred during execution of the application or command.

[System Processing]

Processing will be aborted.

[Action]

Check the message text and confirm that the application is written correctly and the command is being used correctly.

## 2.20.79 11984

---

### cannot drop inherited column "@1@"

[Description]

An error occurred during execution of the application or command.

[System Processing]

Processing will be aborted.

[Action]

Check the message text and confirm that the application is written correctly and the command is being used correctly.

## 2.20.80 11985

---

---

## **ALTER TABLE / ADD CONSTRAINT USING INDEX will rename index "@1@" to "@2@"**

[Description]

Terminated normally.

[System Processing]

Continues processing.

[Action]

No action required.

---

### **2.20.81 11986**

---

#### **constraint must be added to child tables too**

[Description]

An error occurred during execution of the application or command.

[System Processing]

Processing will be aborted.

[Action]

Check the message text and confirm that the application is written correctly and the command is being used correctly.

---

### **2.20.82 11987**

---

#### **inherited relation "@1@" is not a table or foreign table**

[Description]

An error occurred during execution of the application or command.

[System Processing]

Processing will be aborted.

[Action]

Check the message text and confirm that the application is written correctly and the command is being used correctly.

---

### **2.20.83 11988**

---

#### **constraints on permanent tables may reference only permanent tables**

[Description]

An error occurred during execution of the application or command.

[System Processing]

Processing will be aborted.

[Action]

Check the message text and confirm that the application is written correctly and the command is being used correctly.

---

### **2.20.84 11989**

---

#### **constraints on unlogged tables may reference only permanent or unlogged tables**

[Description]

An error occurred during execution of the application or command.

[System Processing]

Processing will be aborted.

[Action]

Check the message text and confirm that the application is written correctly and the command is being used correctly.

## 2.20.85 11990

---

### constraints on temporary tables may reference only temporary tables

[Description]

An error occurred during execution of the application or command.

[System Processing]

Processing will be aborted.

[Action]

Check the message text and confirm that the application is written correctly and the command is being used correctly.

## 2.20.86 11991

---

### number of referencing and referenced columns for foreign key disagree

[Description]

An error occurred during execution of the application or command.

[System Processing]

Processing will be aborted.

[Action]

Check the message text and confirm that the application is written correctly and the command is being used correctly.

## 2.20.87 11992

---

### foreign key constraint "@1@" cannot be implemented

[Description]

An error occurred during execution of the application or command.

[System Processing]

Processing will be aborted.

[Action]

Check the message text and confirm that the application is written correctly and the command is being used correctly.

## 2.20.88 11993

---

### constraint "@1@" of relation "@2@" does not exist

[Description]

An error occurred during execution of the application or command.



[System Processing]

Processing will be aborted.

[Action]

Check the message text and confirm that the application is written correctly and the command is being used correctly.

## 2.20.89 11994

---

**column "@1@" referenced in foreign key constraint does not exist**

[Description]

An error occurred during execution of the application or command.

[System Processing]

Processing will be aborted.

[Action]

Check the message text and confirm that the application is written correctly and the command is being used correctly.

## 2.20.90 11995

---

**cannot have more than @1@ keys in a foreign key**

[Description]

An error occurred during execution of the application or command.

[System Processing]

Processing will be aborted.

[Action]

Check the message text and confirm that the application is written correctly and the command is being used correctly.

## 2.20.91 11996

---

**cannot use a deferrable primary key for referenced table "@1@"**

[Description]

An error occurred during execution of the application or command.

[System Processing]

Processing will be aborted.

[Action]

Check the message text and confirm that the application is written correctly and the command is being used correctly.

## 2.20.92 11997

---

**there is no primary key for referenced table "@1@"**

[Description]

An error occurred during execution of the application or command.

[System Processing]

Processing will be aborted.

[Action]

Check the message text and confirm that the application is written correctly and the command is being used correctly.

## 2.20.93 11998

---

### cannot use a deferrable unique constraint for referenced table "@1@"

[Description]

An error occurred during execution of the application or command.

[System Processing]

Processing will be aborted.

[Action]

Check the message text and confirm that the application is written correctly and the command is being used correctly.

## 2.20.94 11999

---

### there is no unique constraint matching given keys for referenced table "@1@"

[Description]

An error occurred during execution of the application or command.

[System Processing]

Processing will be aborted.

[Action]

Check the message text and confirm that the application is written correctly and the command is being used correctly.

## 2.21 Message Numbers Beginning with 12000

---

### 2.21.1 12000

---

#### validating foreign key constraint "@1@"

[Description]

Terminated normally.

[System Processing]

Continues processing.

[Action]

No action required.

### 2.21.2 12001

---

#### cannot drop inherited constraint "@1@" of relation "@2@"

[Description]

An error occurred during execution of the application or command.

[System Processing]

Processing will be aborted.

[Action]

Check the message text and confirm that the application is written correctly and the command is being used correctly.

### 2.21.3 12002

---

**constraint "@1@" of domain "@2@" does not exist**

[Description]

An error occurred during execution of the application or command.

[System Processing]

Processing will be aborted.

[Action]

Check the message text and confirm that the application is written correctly and the command is being used correctly.

### 2.21.4 12003

---

**constraint "@1@" of relation "@2@" does not exist, skipping**

[Description]

The application or command terminated normally, but a warning was output.

[System Processing]

Processing will continue.

[Action]

Check the message text and confirm that the issue does not affect the expected outcome.

### 2.21.5 12004

---

**cannot alter column type of typed table**

[Description]

An error occurred during execution of the application or command.

[System Processing]

Processing will be aborted.

[Action]

Check the message text and confirm that the application is written correctly and the command is being used correctly.

### 2.21.6 12005

---

**cannot alter inherited column "@1@"**

[Description]

An error occurred during execution of the application or command.

[System Processing]

Processing will be aborted.

[Action]

Check the message text and confirm that the application is written correctly and the command is being used correctly.

## 2.21.7 12007

---

### cannot use subquery in index expression

[Description]

An error occurred during execution of the application or command.

[System Processing]

Processing will be aborted.

[Action]

Check the message text and confirm that the application is written correctly and the command is being used correctly.

## 2.21.8 12010

---

### column "@1@" cannot be cast automatically to type @2@

[Description]

An error occurred during execution of the application or command.

[System Processing]

Processing will be aborted.

[Action]

Check the message text and confirm that the application is written correctly and the command is being used correctly.

## 2.21.9 12011

---

### type of inherited column "@1@" must be changed in child tables too

[Description]

An error occurred during execution of the application or command.

[System Processing]

Processing will be aborted.

[Action]

Check the message text and confirm that the application is written correctly and the command is being used correctly.

## 2.21.10 12012

---

### cannot alter type of column "@1@" twice

[Description]

An error occurred during execution of the application or command.

[System Processing]

Processing will be aborted.

[Action]

Check the message text and confirm that the application is written correctly and the command is being used correctly.

## 2.21.11 12013

---

---

### default for column "@1@" cannot be cast automatically to type @2@

[Description]

An error occurred during execution of the application or command.

[System Processing]

Processing will be aborted.

[Action]

Check the message text and confirm that the application is written correctly and the command is being used correctly.

---

## 2.21.12 12014

---

### cannot alter type of a column used by a view or rule

[Description]

An error occurred during execution of the application or command.

[System Processing]

Processing will be aborted.

[Action]

Check the message text and confirm that the application is written correctly and the command is being used correctly.

---

## 2.21.13 12015

---

### cannot alter type of a column used in a trigger definition

[Description]

An error occurred during execution of the application or command.

[System Processing]

Processing will be aborted.

[Action]

Check the message text and confirm that the application is written correctly and the command is being used correctly.

---

## 2.21.14 12016

---

### cannot change owner of index "@1@"

[Description]

The application or command terminated normally, but a warning was output.

[System Processing]

Processing will continue.

[Action]

Check the message text and confirm that the issue does not affect the expected outcome.

---

## 2.21.15 12017

---

### cannot change owner of sequence "@1@"

[Description]

An error occurred during execution of the application or command.

[System Processing]

Processing will be aborted.

[Action]

Check the message text and confirm that the application is written correctly and the command is being used correctly.

## 2.21.16 12018

---

### **"@1@" is not a table, materialized view, index, or foreign table**

[Description]

An error occurred during execution of the application or command.

[System Processing]

Processing will be aborted.

[Action]

Check the message text and confirm that the application is written correctly and the command is being used correctly.

## 2.21.17 12019

---

### **index "@1@" for table "@2@" does not exist**

[Description]

An error occurred during execution of the application or command.

[System Processing]

Processing will be aborted.

[Action]

Check the message text and confirm that the application is written correctly and the command is being used correctly.

## 2.21.18 12020

---

### **cannot have multiple SET TABLESPACE subcommands**

[Description]

An error occurred during execution of the application or command.

[System Processing]

Processing will be aborted.

[Action]

Check the message text and confirm that the application is written correctly and the command is being used correctly.

## 2.21.19 12021

---

### **"@1@" is not a table, view, materialized view, index, or TOAST table**

[Description]

An error occurred during execution of the application or command.

[System Processing]

Processing will be aborted.

[Action]

Check the message text and confirm that the application is written correctly and the command is being used correctly.

---

## 2.21.20 12022

---

**cannot move system relation "@1@"**

[Description]

An error occurred during execution of the application or command.

[System Processing]

Processing will be aborted.

[Action]

Check the message text and confirm that the application is written correctly and the command is being used correctly.

---

## 2.21.21 12023

---

**cannot rewrite temporary tables of other sessions**

[Description]

An error occurred during execution of the application or command.

[System Processing]

Processing will be aborted.

[Action]

Check the message text and confirm that the application is written correctly and the command is being used correctly.

---

## 2.21.22 12024

---

**cannot change inheritance of typed table**

[Description]

An error occurred during execution of the application or command.

[System Processing]

Processing will be aborted.

[Action]

Check the message text and confirm that the application is written correctly and the command is being used correctly.

---

## 2.21.23 12025

---

**circular inheritance not allowed**

[Description]

An error occurred during execution of the application or command.

[System Processing]

Processing will be aborted.

[Action]

Check the message text and confirm that the application is written correctly and the command is being used correctly.

## 2.21.24 12027

---

### column "@1@" in child table must be marked NOT NULL

[Description]

An error occurred during execution of the application or command.

[System Processing]

Processing will be aborted.

[Action]

Check the message text and confirm that the application is written correctly and the command is being used correctly.

## 2.21.25 12028

---

### child table is missing column "@1@"

[Description]

An error occurred during execution of the application or command.

[System Processing]

Processing will be aborted.

[Action]

Check the message text and confirm that the application is written correctly and the command is being used correctly.

## 2.21.26 12029

---

### child table "@1@" has different definition for check constraint "@2@"

[Description]

An error occurred during execution of the application or command.

[System Processing]

Processing will be aborted.

[Action]

Check the message text and confirm that the application is written correctly and the command is being used correctly.

## 2.21.27 12030

---

### child table is missing constraint "@1@"

[Description]

An error occurred during execution of the application or command.

[System Processing]

Processing will be aborted.

[Action]

Check the message text and confirm that the application is written correctly and the command is being used correctly.



## 2.21.28 12031

---

### relation "@1@" is not a parent of relation "@2@"

[Description]

An error occurred during execution of the application or command.

[System Processing]

Processing will be aborted.

[Action]

Check the message text and confirm that the application is written correctly and the command is being used correctly.

## 2.21.29 12032

---

### typed tables cannot inherit

[Description]

An error occurred during execution of the application or command.

[System Processing]

Processing will be aborted.

[Action]

Check the message text and confirm that the application is written correctly and the command is being used correctly.

## 2.21.30 12033

---

### table is missing column "@1@"

[Description]

An error occurred during execution of the application or command.

[System Processing]

Processing will be aborted.

[Action]

Check the message text and confirm that the application is written correctly and the command is being used correctly.

## 2.21.31 12034

---

### table has column "@1@" where type requires "@2@"

[Description]

An error occurred during execution of the application or command.

[System Processing]

Processing will be aborted.

[Action]

Check the message text and confirm that the application is written correctly and the command is being used correctly.

## 2.21.32 12035

---

---

**table "@1@" has different type for column "@2@"****[Description]**

An error occurred during execution of the application or command.

**[System Processing]**

Processing will be aborted.

**[Action]**

Check the message text and confirm that the application is written correctly and the command is being used correctly.

---

**2.21.33 12036**

---

**table has extra column "@1@"****[Description]**

An error occurred during execution of the application or command.

**[System Processing]**

Processing will be aborted.

**[Action]**

Check the message text and confirm that the application is written correctly and the command is being used correctly.

---

**2.21.34 12037**

---

**"@1@" is not a typed table****[Description]**

An error occurred during execution of the application or command.

**[System Processing]**

Processing will be aborted.

**[Action]**

Check the message text and confirm that the application is written correctly and the command is being used correctly.

---

**2.21.35 12038**

---

**cannot move an owned sequence into another schema****[Description]**

An error occurred during execution of the application or command.

**[System Processing]**

Processing will be aborted.

**[Action]**

Check the message text and confirm that the application is written correctly and the command is being used correctly.

---

**2.21.36 12039**

---

**conversion "@1@" already exists in schema "@2@"**

[Description]

An error occurred during execution of the application or command.

[System Processing]

Processing will be aborted.

[Action]

Check the message text and confirm that the application is written correctly and the command is being used correctly.

## 2.21.37 12040

---

### unlogged sequences are not supported

[Description]

An error occurred during execution of the application or command.

[System Processing]

Processing will be aborted.

[Action]

Check the message text and confirm that the application is written correctly and the command is being used correctly.

## 2.21.38 12041

---

### nextval: reached maximum value of sequence "@1@" (@2@)

[Description]

An error occurred during execution of the application or command.

[System Processing]

Processing will be aborted.

[Action]

Check the message text and confirm that the application is written correctly and the command is being used correctly.

## 2.21.39 12042

---

### nextval: reached minimum value of sequence "@1@" (@2@)

[Description]

An error occurred during execution of the application or command.

[System Processing]

Processing will be aborted.

[Action]

Check the message text and confirm that the application is written correctly and the command is being used correctly.

## 2.21.40 12043

---

### currval of sequence "@1@" is not yet defined in this session

[Description]

An error occurred during execution of the application or command.

[System Processing]

Processing will be aborted.

[Action]

Check the message text and confirm that the application is written correctly and the command is being used correctly.

## 2.21.41 12044

---

**lastval is not yet defined in this session**

[Description]

An error occurred during execution of the application or command.

[System Processing]

Processing will be aborted.

[Action]

Check the message text and confirm that the application is written correctly and the command is being used correctly.

## 2.21.42 12045

---

**setval: value @1 @ is out of bounds for sequence "@2@" (@3@..@4@)**

[Description]

An error occurred during execution of the application or command.

[System Processing]

Processing will be aborted.

[Action]

Check the message text and confirm that the application is written correctly and the command is being used correctly.

## 2.21.43 12046

---

**INCREMENT must not be zero**

[Description]

An error occurred during execution of the application or command.

[System Processing]

Processing will be aborted.

[Action]

Check the message text and confirm that the application is written correctly and the command is being used correctly.

## 2.21.44 12047

---

**MINVALUE (@1 @) must be less than MAXVALUE (@2 @)**

[Description]

An error occurred during execution of the application or command.

[System Processing]

Processing will be aborted.

[Action]

Check the message text and confirm that the application is written correctly and the command is being used correctly.

## 2.21.45 12048

---

**START value (@1 @) cannot be less than MINVALUE (@2@)**

[Description]

An error occurred during execution of the application or command.

[System Processing]

Processing will be aborted.

[Action]

Check the message text and confirm that the application is written correctly and the command is being used correctly.

## 2.21.46 12049

---

**START value (@1 @) cannot be greater than MAXVALUE (@2@)**

[Description]

An error occurred during execution of the application or command.

[System Processing]

Processing will be aborted.

[Action]

Check the message text and confirm that the application is written correctly and the command is being used correctly.

## 2.21.47 12050

---

**RESTART value (@1 @) cannot be less than MINVALUE (@2@)**

[Description]

An error occurred during execution of the application or command.

[System Processing]

Processing will be aborted.

[Action]

Check the message text and confirm that the application is written correctly and the command is being used correctly.

## 2.21.48 12051

---

**RESTART value (@1 @) cannot be greater than MAXVALUE (@2@)**

[Description]

An error occurred during execution of the application or command.

[System Processing]

Processing will be aborted.

[Action]

Check the message text and confirm that the application is written correctly and the command is being used correctly.

## 2.21.49 12052

---

### CACHE (@1@) must be greater than zero

[Description]

An error occurred during execution of the application or command.

[System Processing]

Processing will be aborted.

[Action]

Check the message text and confirm that the application is written correctly and the command is being used correctly.

## 2.21.50 12053

---

### invalid OWNED BY option

[Description]

An error occurred during execution of the application or command.

[System Processing]

Processing will be aborted.

[Action]

Check the message text and confirm that the application is written correctly and the command is being used correctly.

## 2.21.51 12054

---

### sequence must have same owner as table it is linked to

[Description]

An error occurred during execution of the application or command.

[System Processing]

Processing will be aborted.

[Action]

Check the message text and confirm that the application is written correctly and the command is being used correctly.

## 2.21.52 12055

---

### sequence must be in same schema as table it is linked to

[Description]

An error occurred during execution of the application or command.

[System Processing]

Processing will be aborted.

[Action]

Check the message text and confirm that the application is written correctly and the command is being used correctly.

## 2.21.53 12056

---

---

### invalid cursor name: must not be empty

[Description]

An error occurred during execution of the application or command.

[System Processing]

Processing will be aborted.

[Action]

Check the message text and confirm that the application is written correctly and the command is being used correctly.

---

## 2.21.54 12057

---

### utility statements cannot be prepared

[Description]

An error occurred during execution of the application or command.

[System Processing]

Processing will be aborted.

[Action]

Check the message text and confirm that the application is written correctly and the command is being used correctly.

---

## 2.21.55 12058

---

### prepared statement is not a SELECT

[Description]

An error occurred during execution of the application or command.

[System Processing]

Processing will be aborted.

[Action]

Check the message text and confirm that the application is written correctly and the command is being used correctly.

---

## 2.21.56 12059

---

### wrong number of parameters for prepared statement "@1@"

[Description]

An error occurred during execution of the application or command.

[System Processing]

Processing will be aborted.

[Action]

Check the message text and confirm that the application is written correctly and the command is being used correctly.

---

## 2.21.57 12060

---

### cannot use subquery in EXECUTE parameter

[Description]

An error occurred during execution of the application or command.

[System Processing]

Processing will be aborted.

[Action]

Check the message text and confirm that the application is written correctly and the command is being used correctly.

## 2.21.58 12061

---

### aggregate functions are not allowed in EXECUTE parameters

[Description]

An error occurred during execution of the application or command.

[System Processing]

Processing will be aborted.

[Action]

Check the message text and confirm that the application is written correctly and the command is being used correctly.

## 2.21.59 12062

---

### window functions are not allowed in EXECUTE parameters

[Description]

An error occurred during execution of the application or command.

[System Processing]

Processing will be aborted.

[Action]

Check the message text and confirm that the application is written correctly and the command is being used correctly.

## 2.21.60 12063

---

### parameter \$@1@ of type @2@ cannot be coerced to the expected type @3@

[Description]

An error occurred during execution of the application or command.

[System Processing]

Processing will be aborted.

[Action]

Check the message text and confirm that the application is written correctly and the command is being used correctly.

## 2.21.61 12064

---

### prepared statement "@1@" already exists

[Description]

An error occurred during execution of the application or command.



[System Processing]

Processing will be aborted.

[Action]

Check the message text and confirm that the application is written correctly and the command is being used correctly.

## 2.21.62 12065

---

### unnamed prepared statement does not exist

[Description]

An error occurred during execution of the application or command.

[System Processing]

Processing will be aborted.

[Action]

Check the message text and confirm that the application is written correctly and the command is being used correctly.

## 2.21.63 12066

---

### skipping vacuum of "@1@" --- lock not available

[Description]

The application or command terminated normally, but a warning was output.

[System Processing]

Processing will continue.

[Action]

Check the message text and confirm that the issue does not affect the expected outcome.

## 2.21.64 12067

---

### skipping "@1@" --- only superuser can vacuum it

[Description]

The application or command terminated normally, but a warning was output.

[System Processing]

Processing will continue.

[Action]

Check the message text and confirm that the issue does not affect the expected outcome.

## 2.21.65 12068

---

### skipping "@1@" --- only superuser or database owner can vacuum it

[Description]

The application or command terminated normally, but a warning was output.

[System Processing]

Processing will continue.

[Action]

Check the message text and confirm that the issue does not affect the expected outcome.

## 2.21.66 12069

---

**skipping "@1@" --- only table or database owner can vacuum it**

[Description]

The application or command terminated normally, but a warning was output.

[System Processing]

Processing will continue.

[Action]

Check the message text and confirm that the issue does not affect the expected outcome.

## 2.21.67 12070

---

**skipping "@1@" --- cannot vacuum non-tables or special system tables**

[Description]

The application or command terminated normally, but a warning was output.

[System Processing]

Processing will continue.

[Action]

Check the message text and confirm that the issue does not affect the expected outcome.

## 2.21.68 12071

---

**analyzing "@1@.@2@" inheritance tree**

[Description]

Terminated normally.

[System Processing]

Continues processing.

[Action]

No action required.

## 2.21.69 12072

---

**analyzing "@1@.@2@"**

[Description]

Terminated normally.

[System Processing]

Continues processing.

[Action]

No action required.

## 2.21.70 12073

---

**automatic analyze of table "@1@.@2@.@3@" system usage: @4@**

[Description]

Terminated normally.

[System Processing]

Continues processing.

[Action]

No action required.

## 2.21.71 12074

---

**"@1@": scanned @2@ of @3@ pages, containing @4@ live rows and @5@ dead rows; @6@ rows in sample, @7@ estimated total rows**

[Description]

Terminated normally.

[System Processing]

Continues processing.

[Action]

No action required.

## 2.21.72 12075

---

**cannot move temporary tables of other sessions**

[Description]

An error occurred during execution of the application or command.

[System Processing]

Processing will be aborted.

[Action]

Check the message text and confirm that the application is written correctly and the command is being used correctly.

## 2.21.73 12076

---

**there is no previously clustered index for table "@1@"**

[Description]

An error occurred during execution of the application or command.

[System Processing]

Processing will be aborted.

[Action]

Check the message text and confirm that the application is written correctly and the command is being used correctly.

## 2.21.74 12077

---

### cannot cluster a shared catalog

[Description]

An error occurred during execution of the application or command.

[System Processing]

Processing will be aborted.

[Action]

Check the message text and confirm that the application is written correctly and the command is being used correctly.

## 2.21.75 12078

---

### cannot access temporary tables of other sessions

[Description]

An error occurred during execution of the application or command.

[System Processing]

Processing will be aborted.

[Action]

Check the message text and confirm that the application is written correctly and the command is being used correctly.

## 2.21.76 12079

---

### "@1@" is not an index for table "@2@"

[Description]

An error occurred during execution of the application or command.

[System Processing]

Processing will be aborted.

[Action]

Check the message text and confirm that the application is written correctly and the command is being used correctly.

## 2.21.77 12080

---

### cannot cluster on index "@1@" because access method does not support clustering

[Description]

An error occurred during execution of the application or command.

[System Processing]

Processing will be aborted.

[Action]

Check the message text and confirm that the application is written correctly and the command is being used correctly.

## 2.21.78 12081

---

---

### cannot cluster on partial index "@1@"

[Description]

An error occurred during execution of the application or command.

[System Processing]

Processing will be aborted.

[Action]

Check the message text and confirm that the application is written correctly and the command is being used correctly.

---

## 2.21.79 12082

---

### cannot cluster on invalid index "@1@"

[Description]

An error occurred during execution of the application or command.

[System Processing]

Processing will be aborted.

[Action]

Check the message text and confirm that the application is written correctly and the command is being used correctly.

---

## 2.21.80 12083

---

### clustering "@1@.@2@" using index scan on "@3@"

[Description]

Terminated normally.

[System Processing]

Continues processing.

[Action]

No action required.

---

## 2.21.81 12084

---

### clustering "@1@.@2@" using sequential scan and sort

[Description]

Terminated normally.

[System Processing]

Continues processing.

[Action]

No action required.

---

## 2.21.82 12086

---

### invalid statement name: must not be empty

[Description]

An error occurred during execution of the application or command.

[System Processing]

Processing will be aborted.

[Action]

Check the message text and confirm that the application is written correctly and the command is being used correctly.

---

## 2.21.83 12088

---

### SQL function cannot return shell type @1@

[Description]

An error occurred during execution of the application or command.

[System Processing]

Processing will be aborted.

[Action]

Check the message text and confirm that the application is written correctly and the command is being used correctly.

---

## 2.21.84 12089

---

### type "@1@" is only a shell

[Description]

The application or command terminated normally, but a warning was output.

[System Processing]

Processing will continue.

[Action]

Check the message text and confirm that the issue does not affect the expected outcome.

---

## 2.21.85 12090

---

### type "@1@" is not yet defined

[Description]

An error occurred during execution of the application or command.

[System Processing]

Processing will be aborted.

[Action]

Check the message text and confirm that the application is written correctly and the command is being used correctly.

---

## 2.21.86 12091

---

### SQL function cannot accept shell type @1@

[Description]

An error occurred during execution of the application or command.

[System Processing]

Processing will be aborted.

[Action]

Check the message text and confirm that the application is written correctly and the command is being used correctly.

---

## 2.21.87 12092

---

**type @1@ is only a shell**

[Description]

The application or command terminated normally, but a warning was output.

[System Processing]

Processing will continue.

[Action]

Check the message text and confirm that the issue does not affect the expected outcome.

---

## 2.21.88 12093

---

**token type "@1@" does not exist**

[Description]

An error occurred during execution of the application or command.

[System Processing]

Processing will be aborted.

[Action]

Check the message text and confirm that the application is written correctly and the command is being used correctly.

---

## 2.21.89 12094

---

**functions cannot accept set arguments**

[Description]

An error occurred during execution of the application or command.

[System Processing]

Processing will be aborted.

[Action]

Check the message text and confirm that the application is written correctly and the command is being used correctly.

---

## 2.21.90 12095

---

**VARIADIC parameter must be the last input parameter**

[Description]

An error occurred during execution of the application or command.

[System Processing]

Processing will be aborted.

[Action]

Check the message text and confirm that the application is written correctly and the command is being used correctly.

## 2.21.91 12096

---

### VARIADIC parameter must be an array

[Description]

An error occurred during execution of the application or command.

[System Processing]

Processing will be aborted.

[Action]

Check the message text and confirm that the application is written correctly and the command is being used correctly.

## 2.21.92 12097

---

### argument name "@1@" used more than once

[Description]

An error occurred during execution of the application or command.

[System Processing]

Processing will be aborted.

[Action]

Check the message text and confirm that the application is written correctly and the command is being used correctly.

## 2.21.93 12098

---

### only input parameters can have default values

[Description]

An error occurred during execution of the application or command.

[System Processing]

Processing will be aborted.

[Action]

Check the message text and confirm that the application is written correctly and the command is being used correctly.

## 2.21.94 12099

---

### cannot use table references in parameter default value

[Description]

An error occurred during execution of the application or command.

[System Processing]

Processing will be aborted.

[Action]

Check the message text and confirm that the application is written correctly and the command is being used correctly.



## 2.22 Message Numbers Beginning with 12100

---

### 2.22.1 12103

---

#### input parameters after one with a default value must also have defaults

[Description]

An error occurred during execution of the application or command.

[System Processing]

Processing will be aborted.

[Action]

Check the message text and confirm that the application is written correctly and the command is being used correctly.

### 2.22.2 12104

---

#### no function body specified

[Description]

An error occurred during execution of the application or command.

[System Processing]

Processing will be aborted.

[Action]

Check the message text and confirm that the application is written correctly and the command is being used correctly.

### 2.22.3 12105

---

#### no language specified

[Description]

An error occurred during execution of the application or command.

[System Processing]

Processing will be aborted.

[Action]

Check the message text and confirm that the application is written correctly and the command is being used correctly.

### 2.22.4 12106

---

#### COST must be positive

[Description]

An error occurred during execution of the application or command.

[System Processing]

Processing will be aborted.

[Action]

Check the message text and confirm that the application is written correctly and the command is being used correctly.

## 2.22.5 12107

---

### ROWS must be positive

[Description]

An error occurred during execution of the application or command.

[System Processing]

Processing will be aborted.

[Action]

Check the message text and confirm that the application is written correctly and the command is being used correctly.

## 2.22.6 12108

---

### unrecognized function attribute "@1@" ignored

[Description]

The application or command terminated normally, but a warning was output.

[System Processing]

Processing will continue.

[Action]

Check the message text and confirm that the issue does not affect the expected outcome.

## 2.22.7 12109

---

### only one AS item needed for language "@1@"

[Description]

An error occurred during execution of the application or command.

[System Processing]

Processing will be aborted.

[Action]

Check the message text and confirm that the application is written correctly and the command is being used correctly.

## 2.22.8 12110

---

### role "@1@" does not exist

[Description]

An error occurred during execution of the application or command.

[System Processing]

Processing will be aborted.

[Action]

Check the message text and confirm that the application is written correctly and the command is being used correctly.

## 2.22.9 12111

---

---

**function result type must be @1@ because of OUT parameters****[Description]**

An error occurred during execution of the application or command.

**[System Processing]**

Processing will be aborted.

**[Action]**

Check the message text and confirm that the application is written correctly and the command is being used correctly.

---

**2.22.10 12112**

---

**function result type must be specified****[Description]**

An error occurred during execution of the application or command.

**[System Processing]**

Processing will be aborted.

**[Action]**

Check the message text and confirm that the application is written correctly and the command is being used correctly.

---

**2.22.11 12113**

---

**ROWS is not applicable when function does not return a set****[Description]**

An error occurred during execution of the application or command.

**[System Processing]**

Processing will be aborted.

**[Action]**

Check the message text and confirm that the application is written correctly and the command is being used correctly.

---

**2.22.12 12114**

---

**aggregate @1@(@2@) does not exist, skipping****[Description]**

The application or command terminated normally, but a warning was output.

**[System Processing]**

Processing will continue.

**[Action]**

Check the message text and confirm that the issue does not affect the expected outcome.

---

**2.22.13 12116**

---

**source data type @1@ is a pseudo-type**

[Description]

An error occurred during execution of the application or command.

[System Processing]

Processing will be aborted.

[Action]

Check the message text and confirm that the application is written correctly and the command is being used correctly.

## 2.22.14 12117

---

### target data type @1@ is a pseudo-type

[Description]

An error occurred during execution of the application or command.

[System Processing]

Processing will be aborted.

[Action]

Check the message text and confirm that the application is written correctly and the command is being used correctly.

## 2.22.15 12118

---

### cast function must take one to three arguments

[Description]

An error occurred during execution of the application or command.

[System Processing]

Processing will be aborted.

[Action]

Check the message text and confirm that the application is written correctly and the command is being used correctly.

## 2.22.16 12119

---

### argument of cast function must match or be binary-coercible from source data type

[Description]

An error occurred during execution of the application or command.

[System Processing]

Processing will be aborted.

[Action]

Check the message text and confirm that the application is written correctly and the command is being used correctly.

## 2.22.17 12120

---

### second argument of cast function must be type @1@

[Description]

An error occurred during execution of the application or command.

[System Processing]

Processing will be aborted.

[Action]

Check the message text and confirm that the application is written correctly and the command is being used correctly.

## 2.22.18 12122

---

### return data type of cast function must match or be binary-coercible to target data type

[Description]

An error occurred during execution of the application or command.

[System Processing]

Processing will be aborted.

[Action]

Check the message text and confirm that the application is written correctly and the command is being used correctly.

## 2.22.19 12123

---

### cast function must not be volatile

[Description]

An error occurred during execution of the application or command.

[System Processing]

Processing will be aborted.

[Action]

Check the message text and confirm that the application is written correctly and the command is being used correctly.

## 2.22.20 12124

---

### cast function must not be an aggregate function

[Description]

An error occurred during execution of the application or command.

[System Processing]

Processing will be aborted.

[Action]

Check the message text and confirm that the application is written correctly and the command is being used correctly.

## 2.22.21 12125

---

### cast function must not be a window function

[Description]

An error occurred during execution of the application or command.

[System Processing]

Processing will be aborted.

[Action]

Check the message text and confirm that the application is written correctly and the command is being used correctly.

## 2.22.22 12126

---

### cast function must not return a set

[Description]

An error occurred during execution of the application or command.

[System Processing]

Processing will be aborted.

[Action]

Check the message text and confirm that the application is written correctly and the command is being used correctly.

## 2.22.23 12127

---

### must be superuser to create a cast WITHOUT FUNCTION

[Description]

An error occurred during execution of the application or command.

[System Processing]

Processing will be aborted.

[Action]

Check the message text and confirm that the application is written correctly and the command is being used correctly.

## 2.22.24 12128

---

### source and target data types are not physically compatible

[Description]

An error occurred during execution of the application or command.

[System Processing]

Processing will be aborted.

[Action]

Check the message text and confirm that the application is written correctly and the command is being used correctly.

## 2.22.25 12129

---

### composite data types are not binary-compatible

[Description]

An error occurred during execution of the application or command.

[System Processing]

Processing will be aborted.

[Action]

Check the message text and confirm that the application is written correctly and the command is being used correctly.

## 2.22.26 12130

---

### enum data types are not binary-compatible

[Description]

An error occurred during execution of the application or command.

[System Processing]

Processing will be aborted.

[Action]

Check the message text and confirm that the application is written correctly and the command is being used correctly.

## 2.22.27 12131

---

### array data types are not binary-compatible

[Description]

An error occurred during execution of the application or command.

[System Processing]

Processing will be aborted.

[Action]

Check the message text and confirm that the application is written correctly and the command is being used correctly.

## 2.22.28 12132

---

### domain data types must not be marked binary-compatible

[Description]

An error occurred during execution of the application or command.

[System Processing]

Processing will be aborted.

[Action]

Check the message text and confirm that the application is written correctly and the command is being used correctly.

## 2.22.29 12133

---

### source data type and target data type are the same

[Description]

An error occurred during execution of the application or command.

[System Processing]

Processing will be aborted.

[Action]

Check the message text and confirm that the application is written correctly and the command is being used correctly.

## 2.22.30 12134

---

---

### cast from type @1@ to type @2@ already exists

[Description]

An error occurred during execution of the application or command.

[System Processing]

Processing will be aborted.

[Action]

Check the message text and confirm that the application is written correctly and the command is being used correctly.

---

## 2.22.31 12135

---

### cast from type @1@ to type @2@ does not exist, skipping

[Description]

The application or command terminated normally, but a warning was output.

[System Processing]

Processing will continue.

[Action]

Check the message text and confirm that the issue does not affect the expected outcome.

---

## 2.22.32 12136

---

### cast from type @1@ to type @2@ does not exist

[Description]

An error occurred during execution of the application or command.

[System Processing]

Processing will be aborted.

[Action]

Check the message text and confirm that the application is written correctly and the command is being used correctly.

---

## 2.22.33 12138

---

### no inline code specified

[Description]

An error occurred during execution of the application or command.

[System Processing]

Processing will be aborted.

[Action]

Check the message text and confirm that the application is written correctly and the command is being used correctly.

---

## 2.22.34 12139

---

### language "@1@" does not support inline code execution



[Description]

An error occurred during execution of the application or command.

[System Processing]

Processing will be aborted.

[Action]

Check the message text and confirm that the application is written correctly and the command is being used correctly.

---

## 2.22.35 12140

---

### channel name cannot be empty

[Description]

An error occurred during execution of the application or command.

[System Processing]

Processing will be aborted.

[Action]

Check the message text and confirm that the application is written correctly and the command is being used correctly.

---

## 2.22.36 12141

---

### channel name too long

[Description]

An error occurred during execution of the application or command.

[System Processing]

Processing will be aborted.

[Action]

Check the message text and confirm that the application is written correctly and the command is being used correctly.

---

## 2.22.37 12142

---

### payload string too long

[Description]

An error occurred during execution of the application or command.

[System Processing]

Processing will be aborted.

[Action]

Check the message text and confirm that the application is written correctly and the command is being used correctly.

---

## 2.22.38 12143

---

### cannot PREPARE a transaction that has executed LISTEN, UNLISTEN, or NOTIFY

[Description]

An error occurred during execution of the application or command.

[System Processing]

Processing will be aborted.

[Action]

Check the message text and confirm that the application is written correctly and the command is being used correctly.

---

## 2.22.39 12144

---

**too many notifications in the NOTIFY queue**

[Description]

An error occurred during execution of the application or command.

[System Processing]

Processing will be aborted.

[Action]

Check the message text and confirm that the application is written correctly and the command is being used correctly.

---

## 2.22.40 12145

---

**NOTIFY queue is @1@@2@ full**

[Description]

The application or command terminated normally, but a warning was output.

[System Processing]

Processing will continue.

[Action]

Check the message text and confirm that the issue does not affect the expected outcome.

---

## 2.22.41 12147

---

**must be superuser to create text search parsers**

[Description]

An error occurred during execution of the application or command.

[System Processing]

Processing will be aborted.

[Action]

Check the message text and confirm that the application is written correctly and the command is being used correctly.

---

## 2.22.42 12148

---

**text search parser parameter "@1@" not recognized**

[Description]

An error occurred during execution of the application or command.

[System Processing]

Processing will be aborted.

[Action]

Check the message text and confirm that the application is written correctly and the command is being used correctly.

## 2.22.43 12149

---

### text search parser start method is required

[Description]

An error occurred during execution of the application or command.

[System Processing]

Processing will be aborted.

[Action]

Check the message text and confirm that the application is written correctly and the command is being used correctly.

## 2.22.44 12150

---

### text search parser gettoken method is required

[Description]

An error occurred during execution of the application or command.

[System Processing]

Processing will be aborted.

[Action]

Check the message text and confirm that the application is written correctly and the command is being used correctly.

## 2.22.45 12151

---

### text search parser end method is required

[Description]

An error occurred during execution of the application or command.

[System Processing]

Processing will be aborted.

[Action]

Check the message text and confirm that the application is written correctly and the command is being used correctly.

## 2.22.46 12152

---

### text search parser lextypes method is required

[Description]

An error occurred during execution of the application or command.

[System Processing]

Processing will be aborted.

[Action]

Check the message text and confirm that the application is written correctly and the command is being used correctly.

## 2.22.47 12153

---

### must be superuser to rename @1@

#### [Description]

An error occurred during execution of the application or command.

#### [System Processing]

Processing will be aborted.

#### [Action]

Check the message text and confirm that the application is written correctly and the command is being used correctly.

## 2.22.48 12154

---

### text search parser "@1@" does not exist, skipping

#### [Description]

The application or command terminated normally, but a warning was output.

#### [System Processing]

Processing will continue.

#### [Action]

Check the message text and confirm that the issue does not affect the expected outcome.

## 2.22.49 12156

---

### text search parser "@1@" already exists in schema "@2@"

#### [Description]

An error occurred during execution of the application or command.

#### [System Processing]

Processing will be aborted.

#### [Action]

Check the message text and confirm that the application is written correctly and the command is being used correctly.

## 2.22.50 12157

---

### text search template "@1@" does not accept options

#### [Description]

An error occurred during execution of the application or command.

#### [System Processing]

Processing will be aborted.

#### [Action]

Check the message text and confirm that the application is written correctly and the command is being used correctly.

## 2.22.51 12158

---

---

### text search template is required

[Description]

An error occurred during execution of the application or command.

[System Processing]

Processing will be aborted.

[Action]

Check the message text and confirm that the application is written correctly and the command is being used correctly.

---

## 2.22.52 12159

---

### text search dictionary "@1@" already exists in schema "@2@"

[Description]

An error occurred during execution of the application or command.

[System Processing]

Processing will be aborted.

[Action]

Check the message text and confirm that the application is written correctly and the command is being used correctly.

---

## 2.22.53 12160

---

### text search dictionary "@1@" does not exist, skipping

[Description]

The application or command terminated normally, but a warning was output.

[System Processing]

Processing will continue.

[Action]

Check the message text and confirm that the issue does not affect the expected outcome.

---

## 2.22.54 12161

---

### must be superuser to create text search templates

[Description]

An error occurred during execution of the application or command.

[System Processing]

Processing will be aborted.

[Action]

Check the message text and confirm that the application is written correctly and the command is being used correctly.

---

## 2.22.55 12162

---

### text search template parameter "@1@" not recognized

[Description]

An error occurred during execution of the application or command.

[System Processing]

Processing will be aborted.

[Action]

Check the message text and confirm that the application is written correctly and the command is being used correctly.

---

## 2.22.56 12163

---

### text search template lexize method is required

[Description]

An error occurred during execution of the application or command.

[System Processing]

Processing will be aborted.

[Action]

Check the message text and confirm that the application is written correctly and the command is being used correctly.

---

## 2.22.57 12165

---

### text search template "@1@" already exists in schema "@2@"

[Description]

An error occurred during execution of the application or command.

[System Processing]

Processing will be aborted.

[Action]

Check the message text and confirm that the application is written correctly and the command is being used correctly.

---

## 2.22.58 12167

---

### text search template "@1@" does not exist, skipping

[Description]

The application or command terminated normally, but a warning was output.

[System Processing]

Processing will continue.

[Action]

Check the message text and confirm that the issue does not affect the expected outcome.

---

## 2.22.59 12168

---

### text search configuration parameter "@1@" not recognized

[Description]

An error occurred during execution of the application or command.

[System Processing]

Processing will be aborted.

[Action]

Check the message text and confirm that the application is written correctly and the command is being used correctly.

---

## 2.22.60 12169

---

**cannot specify both PARSER and COPY options**

[Description]

An error occurred during execution of the application or command.

[System Processing]

Processing will be aborted.

[Action]

Check the message text and confirm that the application is written correctly and the command is being used correctly.

---

## 2.22.61 12170

---

**text search parser is required**

[Description]

An error occurred during execution of the application or command.

[System Processing]

Processing will be aborted.

[Action]

Check the message text and confirm that the application is written correctly and the command is being used correctly.

---

## 2.22.62 12171

---

**text search configuration "@1@" already exists in schema "@2@"**

[Description]

An error occurred during execution of the application or command.

[System Processing]

Processing will be aborted.

[Action]

Check the message text and confirm that the application is written correctly and the command is being used correctly.

---

## 2.22.63 12172

---

**text search configuration "@1@" does not exist, skipping**

[Description]

The application or command terminated normally, but a warning was output.

[System Processing]

Processing will continue.

[Action]

Check the message text and confirm that the issue does not affect the expected outcome.

## 2.22.64 12174

---

### mapping for token type "@1@" does not exist

[Description]

An error occurred during execution of the application or command.

[System Processing]

Processing will be aborted.

[Action]

Check the message text and confirm that the application is written correctly and the command is being used correctly.

## 2.22.65 12175

---

### mapping for token type "@1@" does not exist, skipping

[Description]

The application or command terminated normally, but a warning was output.

[System Processing]

Processing will continue.

[Action]

Check the message text and confirm that the issue does not affect the expected outcome.

## 2.22.66 12176

---

### invalid parameter list format: "@1@"

[Description]

An error occurred during execution of the application or command.

[System Processing]

Processing will be aborted.

[Action]

Check the message text and confirm that the application is written correctly and the command is being used correctly.

## 2.22.67 12177

---

### group "@1@" does not exist

[Description]

An error occurred during execution of the application or command.

[System Processing]

Processing will be aborted.

[Action]

Check the message text and confirm that the application is written correctly and the command is being used correctly.



## 2.22.68 12178

---

### invalid extension name: "@1@"

#### [Description]

An error occurred during execution of the application or command.

#### [System Processing]

Processing will be aborted.

#### [Action]

Check the message text and confirm that the application is written correctly and the command is being used correctly.

## 2.22.69 12179

---

### invalid extension version name: "@1@"

#### [Description]

An error occurred during execution of the application or command.

#### [System Processing]

Processing will be aborted.

#### [Action]

Check the message text and confirm that the application is written correctly and the command is being used correctly.

## 2.22.70 12180

---

### could not open extension control file "@1@": @2@

#### [Description]

An error occurred during I/O processing in the database server.

#### [System Processing]

Processing will be aborted.

#### [Action]

To investigate the cause of the occurrence from the message, and remove cause.

## 2.22.71 12181

---

### parameter "@1@" cannot be set in a secondary extension control file

#### [Description]

An error occurred during execution of the application or command.

#### [System Processing]

Processing will be aborted.

#### [Action]

Check the message text and confirm that the application is written correctly and the command is being used correctly.

## 2.22.72 12183

---

---

**parameter "@1@" must be a list of extension names****[Description]**

An error occurred during execution of the application or command.

**[System Processing]**

Processing will be aborted.

**[Action]**

Check the message text and confirm that the application is written correctly and the command is being used correctly.

---

**2.22.73 12184**

---

**unrecognized parameter "@1@" in file "@2@"****[Description]**

An error occurred during execution of the application or command.

**[System Processing]**

Processing will be aborted.

**[Action]**

Check the message text and confirm that the application is written correctly and the command is being used correctly.

---

**2.22.74 12185**

---

**parameter "schema" cannot be specified when "relocatable" is true****[Description]**

An error occurred during execution of the application or command.

**[System Processing]**

Processing will be aborted.

**[Action]**

Check the message text and confirm that the application is written correctly and the command is being used correctly.

---

**2.22.75 12186**

---

**transaction control statements are not allowed within an extension script****[Description]**

An error occurred during execution of the application or command.

**[System Processing]**

Processing will be aborted.

**[Action]**

Check the message text and confirm that the application is written correctly and the command is being used correctly.

---

**2.22.76 12187**

---

**permission denied to create extension "@1@"**

[Description]

An error occurred during execution of the application or command.

[System Processing]

Processing will be aborted.

[Action]

Check the message text and confirm that the application is written correctly and the command is being used correctly.

## 2.22.77 12188

---

### permission denied to update extension "@1@"

[Description]

An error occurred during execution of the application or command.

[System Processing]

Processing will be aborted.

[Action]

Check the message text and confirm that the application is written correctly and the command is being used correctly.

## 2.22.78 12189

---

### extension "@1@" has no update path from version "@2@" to version "@3@"

[Description]

An error occurred during execution of the application or command.

[System Processing]

Processing will be aborted.

[Action]

Check the message text and confirm that the application is written correctly and the command is being used correctly.

## 2.22.79 12190

---

### relation "@1@" already exists, skipping

[Description]

The application or command terminated normally, but a warning was output.

[System Processing]

Processing will continue.

[Action]

Check the message text and confirm that the issue does not affect the expected outcome.

## 2.22.80 12191

---

### extension "@1@" already exists

[Description]

An error occurred during execution of the application or command.

[System Processing]

Processing will be aborted.

[Action]

Check the message text and confirm that the application is written correctly and the command is being used correctly.

## 2.22.81 12192

---

### **nested CREATE EXTENSION is not supported**

[Description]

An error occurred during execution of the application or command.

[System Processing]

Processing will be aborted.

[Action]

Check the message text and confirm that the application is written correctly and the command is being used correctly.

## 2.22.82 12193

---

### **version to install must be specified**

[Description]

An error occurred during execution of the application or command.

[System Processing]

Processing will be aborted.

[Action]

Check the message text and confirm that the application is written correctly and the command is being used correctly.

## 2.22.83 12195

---

### **extension "@1@" must be installed in schema "@2@"**

[Description]

An error occurred during execution of the application or command.

[System Processing]

Processing will be aborted.

[Action]

Check the message text and confirm that the application is written correctly and the command is being used correctly.

## 2.22.84 12196

---

### **required extension "@1@" is not installed**

[Description]

An error occurred during execution of the application or command.

[System Processing]

Processing will be aborted.

[Action]

Check the message text and confirm that the application is written correctly and the command is being used correctly.

## 2.22.85 12197

---

### language "@1@" does not exist, skipping

[Description]

The application or command terminated normally, but a warning was output.

[System Processing]

Processing will continue.

[Action]

Check the message text and confirm that the issue does not affect the expected outcome.

## 2.22.86 12198

---

### OID @1@ does not refer to a table

[Description]

An error occurred during execution of the application or command.

[System Processing]

Processing will be aborted.

[Action]

Check the message text and confirm that the application is written correctly and the command is being used correctly.

## 2.22.87 12199

---

### table "@1@" is not a member of the extension being created

[Description]

An error occurred during execution of the application or command.

[System Processing]

Processing will be aborted.

[Action]

Check the message text and confirm that the application is written correctly and the command is being used correctly.

## 2.23 Message Numbers Beginning with 12200

---

### 2.23.1 12200

---

#### extension "@1@" does not support SET SCHEMA

[Description]

An error occurred during execution of the application or command.

[System Processing]

Processing will be aborted.

[Action]

Check the message text and confirm that the application is written correctly and the command is being used correctly.

## 2.23.2 12201

---

### **nested ALTER EXTENSION is not supported**

[Description]

An error occurred during execution of the application or command.

[System Processing]

Processing will be aborted.

[Action]

Check the message text and confirm that the application is written correctly and the command is being used correctly.

## 2.23.3 12202

---

### **version "@1@" of extension "@2@" is already installed**

[Description]

Terminated normally.

[System Processing]

Continues processing.

[Action]

No action required.

## 2.23.4 12203

---

### **@1@ is already a member of extension "@2@"**

[Description]

An error occurred during execution of the application or command.

[System Processing]

Processing will be aborted.

[Action]

Check the message text and confirm that the application is written correctly and the command is being used correctly.

## 2.23.5 12204

---

### **@1@ is not a member of extension "@2@"**

[Description]

An error occurred during execution of the application or command.

[System Processing]

Processing will be aborted.

[Action]

Check the message text and confirm that the application is written correctly and the command is being used correctly.

## 2.23.6 12209

---

### must be superuser to create custom procedural language

[Description]

An error occurred during execution of the application or command.

[System Processing]

Processing will be aborted.

[Action]

Check the message text and confirm that the application is written correctly and the command is being used correctly.

## 2.23.7 12211

---

### language "@1@" already exists

[Description]

An error occurred during execution of the application or command.

[System Processing]

Processing will be aborted.

[Action]

Check the message text and confirm that the application is written correctly and the command is being used correctly.

## 2.23.8 12212

---

### relation "@1@" does not exist, skipping

[Description]

The application or command terminated normally, but a warning was output.

[System Processing]

Processing will continue.

[Action]

Check the message text and confirm that the issue does not affect the expected outcome.

## 2.23.9 12213

---

### unacceptable schema name "@1@"

[Description]

An error occurred during execution of the application or command.

[System Processing]

Processing will be aborted.

[Action]

Check the message text and confirm that the application is written correctly and the command is being used correctly.

## 2.23.10 12214

---

---

### sequence "@1@" does not exist, skipping

[Description]

The application or command terminated normally, but a warning was output.

[System Processing]

Processing will continue.

[Action]

Check the message text and confirm that the issue does not affect the expected outcome.

---

## 2.23.11 12215

---

### source encoding "@1@" does not exist

[Description]

An error occurred during execution of the application or command.

[System Processing]

Processing will be aborted.

[Action]

Check the message text and confirm that the application is written correctly and the command is being used correctly.

---

## 2.23.12 12216

---

### destination encoding "@1@" does not exist

[Description]

An error occurred during execution of the application or command.

[System Processing]

Processing will be aborted.

[Action]

Check the message text and confirm that the application is written correctly and the command is being used correctly.

---

## 2.23.13 12217

---

### encoding conversion function @1@ must return type @2@

[Description]

An error occurred during execution of the application or command.

[System Processing]

Processing will be aborted.

[Action]

Check the message text and confirm that the application is written correctly and the command is being used correctly.

---

## 2.23.14 12218

---

### view "@1@" does not exist, skipping



[Description]

The application or command terminated normally, but a warning was output.

[System Processing]

Processing will continue.

[Action]

Check the message text and confirm that the issue does not affect the expected outcome.

## 2.23.15 12219

---

### relation "@1@" already exists in schema "@2@"

[Description]

An error occurred during execution of the application or command.

[System Processing]

Processing will be aborted.

[Action]

Check the message text and confirm that the application is written correctly and the command is being used correctly.

## 2.23.16 12220

---

### could not remove directory "@1@": @2@

[Description]

An error occurred during I/O processing in the database server.

[System Processing]

Processing will be aborted.

[Action]

To investigate the cause of the occurrence from the message, and remove cause.

## 2.23.17 12221

---

### "@1@" exists but is not a directory

[Description]

An error occurred during execution of the application or command.

[System Processing]

Processing will be aborted.

[Action]

Check the message text and confirm that the application is written correctly and the command is being used correctly.

## 2.23.18 12222

---

### permission denied to create tablespace "@1@"

[Description]

An error occurred during execution of the application or command.

[System Processing]

Processing will be aborted.

[Action]

Check the message text and confirm that the application is written correctly and the command is being used correctly.

---

## 2.23.19 12223

---

### tablespace location cannot contain single quotes

[Description]

An error occurred during execution of the application or command.

[System Processing]

Processing will be aborted.

[Action]

Check the message text and confirm that the application is written correctly and the command is being used correctly.

---

## 2.23.20 12224

---

### tablespace location must be an absolute path

[Description]

An error occurred during execution of the application or command.

[System Processing]

Processing will be aborted.

[Action]

Check the message text and confirm that the application is written correctly and the command is being used correctly.

---

## 2.23.21 12225

---

### tablespace location "@1@" is too long

[Description]

An error occurred during execution of the application or command.

[System Processing]

Processing will be aborted.

[Action]

Check the message text and confirm that the application is written correctly and the command is being used correctly.

---

## 2.23.22 12226

---

### unacceptable tablespace name "@1@"

[Description]

An error occurred during execution of the application or command.

[System Processing]

Processing will be aborted.

[Action]

Check the message text and confirm that the application is written correctly and the command is being used correctly.

## 2.23.23 12227

---

### tablespace "@1@" already exists

[Description]

An error occurred during execution of the application or command.

[System Processing]

Processing will be aborted.

[Action]

Check the message text and confirm that the application is written correctly and the command is being used correctly.

## 2.23.24 12228

---

### tablespaces are not supported on this platform

[Description]

The application or command terminated normally, but a warning was output.

[System Processing]

Processing will continue.

[Action]

Check the message text and confirm that the issue does not affect the expected outcome.

## 2.23.25 12229

---

### window "@1@" does not exist

[Description]

An error occurred during execution of the application or command.

[System Processing]

Processing will be aborted.

[Action]

Check the message text and confirm that the application is written correctly and the command is being used correctly.

## 2.23.26 12230

---

### index "@1@" does not exist, skipping

[Description]

The application or command terminated normally, but a warning was output.

[System Processing]

Processing will continue.

[Action]

Check the message text and confirm that the issue does not affect the expected outcome.

## 2.23.27 12231

---

### tablespace "@1@" is not empty

#### [Description]

An error occurred during execution of the application or command.

#### [System Processing]

Processing will be aborted.

#### [Action]

Check the message text and confirm that the application is written correctly and the command is being used correctly.

## 2.23.28 12232

---

### aggregate @1@ does not exist

#### [Description]

An error occurred during execution of the application or command.

#### [System Processing]

Processing will be aborted.

#### [Action]

Check the message text and confirm that the application is written correctly and the command is being used correctly.

## 2.23.29 12233

---

### could not set permissions on directory "@1@": @2@

#### [Description]

An error occurred during I/O processing in the database server.

#### [System Processing]

Processing will be aborted.

#### [Action]

To investigate the cause of the occurrence from the message, and remove cause.

## 2.23.30 12234

---

### some useless files may be left behind in old database directory "@1@"

#### [Description]

The application or command terminated normally, but a warning was output.

#### [System Processing]

Processing will continue.

#### [Action]

Check the message text and confirm that the issue does not affect the expected outcome.

## 2.23.31 12235

---

---

### directory "@1@" already in use as a tablespace

[Description]

An error occurred during execution of the application or command.

[System Processing]

Processing will be aborted.

[Action]

Check the message text and confirm that the application is written correctly and the command is being used correctly.

---

## 2.23.32 12236

---

### could not create symbolic link "@1@": @2@

[Description]

An error occurred during I/O processing in the database server.

[System Processing]

Processing will be aborted.

[Action]

To investigate the cause of the occurrence from the message, and remove cause.

---

## 2.23.33 12237

---

### could not read symbolic link "@1@": @2@

[Description]

There was insufficient free space in the disk of the database server during execution of the application.

[System Processing]

Processing will be aborted.

[Action]

Delete user data stored in the database server to free up space on the disk.

---

## 2.23.34 12238

---

### could not read directory "@1@": @2@

[Description]

An error occurred during I/O processing in the database server.

[System Processing]

Processing will be aborted.

[Action]

To investigate the cause of the occurrence from the message, and remove cause.

---

## 2.23.35 12239

---

### "@1@" is a foreign table

[Description]

An error occurred during execution of the application or command.

[System Processing]

Processing will be aborted.

[Action]

Check the message text and confirm that the application is written correctly and the command is being used correctly.

---

## 2.23.36 12240

---

### "@1@" is a view

[Description]

An error occurred during execution of the application or command.

[System Processing]

Processing will be aborted.

[Action]

Check the message text and confirm that the application is written correctly and the command is being used correctly.

---

## 2.23.37 12241

---

### TRUNCATE FOR EACH ROW triggers are not supported

[Description]

An error occurred during execution of the application or command.

[System Processing]

Processing will be aborted.

[Action]

Check the message text and confirm that the application is written correctly and the command is being used correctly.

---

## 2.23.38 12242

---

### INSTEAD OF triggers must be FOR EACH ROW

[Description]

An error occurred during execution of the application or command.

[System Processing]

Processing will be aborted.

[Action]

Check the message text and confirm that the application is written correctly and the command is being used correctly.

---

## 2.23.39 12243

---

### INSTEAD OF triggers cannot have WHEN conditions

[Description]

An error occurred during execution of the application or command.

[System Processing]

Processing will be aborted.

[Action]

Check the message text and confirm that the application is written correctly and the command is being used correctly.

---

## 2.23.40 12244

---

### INSTEAD OF triggers cannot have column lists

[Description]

An error occurred during execution of the application or command.

[System Processing]

Processing will be aborted.

[Action]

Check the message text and confirm that the application is written correctly and the command is being used correctly.

---

## 2.23.41 12245

---

### cannot use subquery in trigger WHEN condition

[Description]

An error occurred during execution of the application or command.

[System Processing]

Processing will be aborted.

[Action]

Check the message text and confirm that the application is written correctly and the command is being used correctly.

---

## 2.23.42 12246

---

### aggregate functions are not allowed in trigger WHEN conditions

[Description]

An error occurred during execution of the application or command.

[System Processing]

Processing will be aborted.

[Action]

Check the message text and confirm that the application is written correctly and the command is being used correctly.

---

## 2.23.43 12247

---

### window functions are not allowed in trigger WHEN conditions

[Description]

An error occurred during execution of the application or command.

[System Processing]

Processing will be aborted.

[Action]

Check the message text and confirm that the application is written correctly and the command is being used correctly.

## 2.23.44 12248

---

### statement trigger's WHEN condition cannot reference column values

[Description]

An error occurred during execution of the application or command.

[System Processing]

Processing will be aborted.

[Action]

Check the message text and confirm that the application is written correctly and the command is being used correctly.

## 2.23.45 12249

---

### INSERT trigger's WHEN condition cannot reference OLD values

[Description]

An error occurred during execution of the application or command.

[System Processing]

Processing will be aborted.

[Action]

Check the message text and confirm that the application is written correctly and the command is being used correctly.

## 2.23.46 12250

---

### DELETE trigger's WHEN condition cannot reference NEW values

[Description]

An error occurred during execution of the application or command.

[System Processing]

Processing will be aborted.

[Action]

Check the message text and confirm that the application is written correctly and the command is being used correctly.

## 2.23.47 12251

---

### BEFORE trigger's WHEN condition cannot reference NEW system columns

[Description]

An error occurred during execution of the application or command.

[System Processing]

Processing will be aborted.

[Action]

Check the message text and confirm that the application is written correctly and the command is being used correctly.



## 2.23.48 12254

---

### trigger "@1@" for relation "@2@" already exists

#### [Description]

An error occurred during execution of the application or command.

#### [System Processing]

Processing will be aborted.

#### [Action]

Check the message text and confirm that the application is written correctly and the command is being used correctly.

## 2.23.49 12257

---

### trigger "@1@" for relation "@2@" does not exist, skipping

#### [Description]

The application or command terminated normally, but a warning was output.

#### [System Processing]

Processing will continue.

#### [Action]

Check the message text and confirm that the issue does not affect the expected outcome.

## 2.23.50 12258

---

### trigger "@1@" for table "@2@" does not exist

#### [Description]

An error occurred during execution of the application or command.

#### [System Processing]

Processing will be aborted.

#### [Action]

Check the message text and confirm that the application is written correctly and the command is being used correctly.

## 2.23.51 12259

---

### permission denied: "@1@" is a system trigger

#### [Description]

An error occurred during execution of the application or command.

#### [System Processing]

Processing will be aborted.

#### [Action]

Check the message text and confirm that the application is written correctly and the command is being used correctly.

## 2.23.52 12260

---

---

### trigger function @1@ returned null value

[Description]

An error occurred during execution of the application or command.

[System Processing]

Processing will be aborted.

[Action]

Check the message text and confirm that the application is written correctly and the command is being used correctly.

---

## 2.23.53 12261

---

### BEFORE STATEMENT trigger cannot return a value

[Description]

An error occurred during execution of the application or command.

[System Processing]

Processing will be aborted.

[Action]

Check the message text and confirm that the application is written correctly and the command is being used correctly.

---

## 2.23.54 12262

---

### constraint "@1@" is not deferrable

[Description]

An error occurred during execution of the application or command.

[System Processing]

Processing will be aborted.

[Action]

Check the message text and confirm that the application is written correctly and the command is being used correctly.

---

## 2.23.55 12264

---

### SYSID can no longer be specified

[Description]

An error occurred during execution of the application or command.

[System Processing]

Processing will be aborted.

[Action]

Check the message text and confirm that the application is written correctly and the command is being used correctly.

---

## 2.23.56 12265

---

### invalid connection limit: @1@

[Description]

An error occurred during execution of the application or command.

[System Processing]

Processing will be aborted.

[Action]

Check the message text and confirm that the application is written correctly and the command is being used correctly.

---

## 2.23.57 12266

---

### must be superuser to create superusers

[Description]

An error occurred during execution of the application or command.

[System Processing]

Processing will be aborted.

[Action]

Check the message text and confirm that the application is written correctly and the command is being used correctly.

---

## 2.23.58 12267

---

### must be superuser to create replication users

[Description]

An error occurred during execution of the application or command.

[System Processing]

Processing will be aborted.

[Action]

Check the message text and confirm that the application is written correctly and the command is being used correctly.

---

## 2.23.59 12268

---

### permission denied to create database

[Description]

An error occurred during execution of the application or command.

[System Processing]

Processing will be aborted.

[Action]

Check the message text and confirm that the application is written correctly and the command is being used correctly.

---

## 2.23.60 12269

---

### role name "@1@" is reserved

[Description]

An error occurred during execution of the application or command.

[System Processing]

Processing will be aborted.

[Action]

Check the message text and confirm that the application is written correctly and the command is being used correctly.

---

### 2.23.61 12270

---

**role "@1@" already exists**

[Description]

An error occurred during execution of the application or command.

[System Processing]

Processing will be aborted.

[Action]

Check the message text and confirm that the application is written correctly and the command is being used correctly.

---

### 2.23.62 12271

---

**must be superuser to alter superusers**

[Description]

An error occurred during execution of the application or command.

[System Processing]

Processing will be aborted.

[Action]

Check the message text and confirm that the application is written correctly and the command is being used correctly.

---

### 2.23.63 12272

---

**must be superuser to alter replication users**

[Description]

An error occurred during execution of the application or command.

[System Processing]

Processing will be aborted.

[Action]

Check the message text and confirm that the application is written correctly and the command is being used correctly.

---

### 2.23.64 12273

---

**permission denied**

[Description]

An error occurred during execution of the application or command.

[System Processing]

Processing will be aborted.

[Action]

Check the message text and confirm that the application is written correctly and the command is being used correctly.

## 2.23.65 12274

---

### permission denied to create role

[Description]

An error occurred during execution of the application or command.

[System Processing]

Processing will be aborted.

[Action]

Check the message text and confirm that the application is written correctly and the command is being used correctly.

## 2.23.66 12275

---

### tablespace "@1@" does not exist, skipping

[Description]

The application or command terminated normally, but a warning was output.

[System Processing]

Processing will continue.

[Action]

Check the message text and confirm that the issue does not affect the expected outcome.

## 2.23.67 12276

---

### current user cannot be dropped

[Description]

An error occurred during execution of the application or command.

[System Processing]

Processing will be aborted.

[Action]

Check the message text and confirm that the application is written correctly and the command is being used correctly.

## 2.23.68 12277

---

### session user cannot be dropped

[Description]

An error occurred during execution of the application or command.

[System Processing]

Processing will be aborted.

[Action]

Check the message text and confirm that the application is written correctly and the command is being used correctly.

## 2.23.69 12278

---

### must be superuser to drop superusers

[Description]

An error occurred during execution of the application or command.

[System Processing]

Processing will be aborted.

[Action]

Check the message text and confirm that the application is written correctly and the command is being used correctly.

## 2.23.70 12279

---

### role "@1@" cannot be dropped because some objects depend on it

[Description]

An error occurred during execution of the application or command.

[System Processing]

Processing will be aborted.

[Action]

Check the message text and confirm that the application is written correctly and the command is being used correctly.

## 2.23.71 12280

---

### session user cannot be renamed

[Description]

An error occurred during execution of the application or command.

[System Processing]

Processing will be aborted.

[Action]

Check the message text and confirm that the application is written correctly and the command is being used correctly.

## 2.23.72 12281

---

### current user cannot be renamed

[Description]

An error occurred during execution of the application or command.

[System Processing]

Processing will be aborted.

[Action]

Check the message text and confirm that the application is written correctly and the command is being used correctly.

## 2.23.73 12282

---

---

### **must be superuser to rename superusers**

[Description]

An error occurred during execution of the application or command.

[System Processing]

Processing will be aborted.

[Action]

Check the message text and confirm that the application is written correctly and the command is being used correctly.

---

## **2.23.74 12283**

---

### **permission denied to rename database**

[Description]

An error occurred during execution of the application or command.

[System Processing]

Processing will be aborted.

[Action]

Check the message text and confirm that the application is written correctly and the command is being used correctly.

---

## **2.23.75 12284**

---

### **MD5 password cleared because of role rename**

[Description]

The application or command terminated normally, but a warning was output.

[System Processing]

Processing will continue.

[Action]

Check the message text and confirm that the issue does not affect the expected outcome.

---

## **2.23.76 12285**

---

### **column names cannot be included in GRANT/REVOKE ROLE**

[Description]

An error occurred during execution of the application or command.

[System Processing]

Processing will be aborted.

[Action]

Check the message text and confirm that the application is written correctly and the command is being used correctly.

---

## **2.23.77 12286**

---

### **permission denied to drop role**

[Description]

An error occurred during execution of the application or command.

[System Processing]

Processing will be aborted.

[Action]

Check the message text and confirm that the application is written correctly and the command is being used correctly.

---

## 2.23.78 12287

---

### permission denied to drop objects

[Description]

An error occurred during execution of the application or command.

[System Processing]

Processing will be aborted.

[Action]

Check the message text and confirm that the application is written correctly and the command is being used correctly.

---

## 2.23.79 12288

---

### must have admin option on role "@1@"

[Description]

An error occurred during execution of the application or command.

[System Processing]

Processing will be aborted.

[Action]

Check the message text and confirm that the application is written correctly and the command is being used correctly.

---

## 2.23.80 12289

---

### must be superuser to set grantor

[Description]

An error occurred during execution of the application or command.

[System Processing]

Processing will be aborted.

[Action]

Check the message text and confirm that the application is written correctly and the command is being used correctly.

---

## 2.23.81 12290

---

### role "@1@" is a member of role "@2@"

[Description]

An error occurred during execution of the application or command.



[System Processing]

Processing will be aborted.

[Action]

Check the message text and confirm that the application is written correctly and the command is being used correctly.

---

## 2.23.82 12291

---

**role "@1@" is already a member of role "@2@"**

[Description]

Terminated normally.

[System Processing]

Continues processing.

[Action]

No action required.

---

## 2.23.83 12292

---

**role "@1@" is not a member of role "@2@"**

[Description]

The application or command terminated normally, but a warning was output.

[System Processing]

Processing will continue.

[Action]

Check the message text and confirm that the issue does not affect the expected outcome.

---

## 2.23.84 12293

---

**COPY BINARY is not supported to stdout or from stdin**

[Description]

An error occurred during execution of the application or command.

[System Processing]

Processing will be aborted.

[Action]

Check the message text and confirm that the application is written correctly and the command is being used correctly.

---

## 2.23.85 12294

---

**could not write to COPY file: @1@**

[Description]

There was insufficient free space in the disk of the database server during execution of the application.

[System Processing]

Processing will be aborted.

[Action]

Delete user data stored in the database server to free up space on the disk.

## 2.23.86 12295

---

### connection lost during COPY to stdout

[Description]

The database server was disconnected during execution of the application.

[System Processing]

Processing will be aborted.

[Action]

Communication may have been disconnected for the following reasons:

- An error occurred in the communication line (TCP/IP etc.)
- The database server terminated abnormally.

Take the following actions:

- Eliminate the cause of the communication disconnection.

Examine the application and check whether the transaction for implementing update is a long transaction. Judge whether it is a long transaction from the following viewpoints and modify the application.

- a) If the COMMIT process is not executed after update, add the COMMIT process.
  - b) If the total number of update records in a single transaction is high, split it into short transactions.
  - c) If search was conducted for a long period of time after update, execute COMMIT after update or review the search SQL statement.
- If none of the above situations applies, perform the following:
    - a) Confirm that the database server has not stopped.
    - b) If the database server is starting or stopping, re-execute the command after the database server starts.

## 2.23.87 12296

---

### could not read from COPY file: @1@

[Description]

An error occurred during I/O processing in the database server.

[System Processing]

Processing will be aborted.

[Action]

To investigate the cause of the occurrence from the message, and remove cause.

## 2.23.88 12297

---

### COPY from stdin failed: @1@

[Description]

Processing was canceled.

[System Processing]

Processing will be aborted.

[Action]

Check the message text.

## 2.23.89 12298

---

### unexpected message type 0x@1 @ during COPY from stdin

[Description]

An error occurred during communication between the application and the database server.

[System Processing]

Processing will be aborted.

[Action]

Check if there are any problems in the network, eliminate the cause of any error and re-execute the command.

## 2.23.90 12299

---

### must be superuser to COPY to or from a file

[Description]

An error occurred during execution of the application or command.

[System Processing]

Processing will be aborted.

[Action]

Check the message text and confirm that the application is written correctly and the command is being used correctly.

## 2.24 Message Numbers Beginning with 12300

---

### 2.24.1 12300

---

#### COPY format "@1@" not recognized

[Description]

An error occurred during execution of the application or command.

[System Processing]

Processing will be aborted.

[Action]

Check the message text and confirm that the application is written correctly and the command is being used correctly.

### 2.24.2 12301

---

#### argument to option "@1@" must be a list of column names

[Description]

An error occurred during execution of the application or command.

[System Processing]

Processing will be aborted.

[Action]

Check the message text and confirm that the application is written correctly and the command is being used correctly.

### 2.24.3 12302

---

#### argument to option "@1@" must be a valid encoding name

[Description]

An error occurred during execution of the application or command.

[System Processing]

Processing will be aborted.

[Action]

Check the message text and confirm that the application is written correctly and the command is being used correctly.

### 2.24.4 12303

---

#### option "@1@" not recognized

[Description]

An unexpected error occurred.

[System Processing]

Processing will be aborted.

[Action]

Contact Fujitsu technical support.

### 2.24.5 12304

---

#### cannot specify DELIMITER in BINARY mode

[Description]

An error occurred during execution of the application or command.

[System Processing]

Processing will be aborted.

[Action]

Check the message text and confirm that the application is written correctly and the command is being used correctly.

### 2.24.6 12305

---

#### cannot specify NULL in BINARY mode

[Description]

An error occurred during execution of the application or command.

[System Processing]

Processing will be aborted.

[Action]

Check the message text and confirm that the application is written correctly and the command is being used correctly.

## 2.24.7 12306

---

### **COPY delimiter must be a single one-byte character**

[Description]

An error occurred during execution of the application or command.

[System Processing]

Processing will be aborted.

[Action]

Check the message text and confirm that the application is written correctly and the command is being used correctly.

## 2.24.8 12307

---

### **COPY delimiter cannot be newline or carriage return**

[Description]

An error occurred during execution of the application or command.

[System Processing]

Processing will be aborted.

[Action]

Check the message text and confirm that the application is written correctly and the command is being used correctly.

## 2.24.9 12308

---

### **COPY null representation cannot use newline or carriage return**

[Description]

An error occurred during execution of the application or command.

[System Processing]

Processing will be aborted.

[Action]

Check the message text and confirm that the application is written correctly and the command is being used correctly.

## 2.24.10 12309

---

### **COPY delimiter cannot be "@1@"**

[Description]

An error occurred during execution of the application or command.

[System Processing]

Processing will be aborted.

[Action]

Check the message text and confirm that the application is written correctly and the command is being used correctly.

## 2.24.11 12310

---

---

### **COPY HEADER available only in CSV mode**

[Description]

An error occurred during execution of the application or command.

[System Processing]

Processing will be aborted.

[Action]

Check the message text and confirm that the application is written correctly and the command is being used correctly.

---

## **2.24.12 12311**

---

### **COPY quote available only in CSV mode**

[Description]

An error occurred during execution of the application or command.

[System Processing]

Processing will be aborted.

[Action]

Check the message text and confirm that the application is written correctly and the command is being used correctly.

---

## **2.24.13 12312**

---

### **COPY quote must be a single one-byte character**

[Description]

An error occurred during execution of the application or command.

[System Processing]

Processing will be aborted.

[Action]

Check the message text and confirm that the application is written correctly and the command is being used correctly.

---

## **2.24.14 12313**

---

### **COPY delimiter and quote must be different**

[Description]

An error occurred during execution of the application or command.

[System Processing]

Processing will be aborted.

[Action]

Check the message text and confirm that the application is written correctly and the command is being used correctly.

---

## **2.24.15 12314**

---

### **COPY escape available only in CSV mode**

[Description]

An error occurred during execution of the application or command.

[System Processing]

Processing will be aborted.

[Action]

Check the message text and confirm that the application is written correctly and the command is being used correctly.

---

## 2.24.16 12315

---

### **COPY escape must be a single one-byte character**

[Description]

An error occurred during execution of the application or command.

[System Processing]

Processing will be aborted.

[Action]

Check the message text and confirm that the application is written correctly and the command is being used correctly.

---

## 2.24.17 12316

---

### **COPY force quote available only in CSV mode**

[Description]

An error occurred during execution of the application or command.

[System Processing]

Processing will be aborted.

[Action]

Check the message text and confirm that the application is written correctly and the command is being used correctly.

---

## 2.24.18 12317

---

### **COPY force quote only available using COPY TO**

[Description]

An error occurred during execution of the application or command.

[System Processing]

Processing will be aborted.

[Action]

Check the message text and confirm that the application is written correctly and the command is being used correctly.

---

## 2.24.19 12318

---

### **COPY force not null available only in CSV mode**

[Description]

An error occurred during execution of the application or command.

[System Processing]

Processing will be aborted.

[Action]

Check the message text and confirm that the application is written correctly and the command is being used correctly.

---

## 2.24.20 12319

---

### **COPY force not null only available using COPY FROM**

[Description]

An error occurred during execution of the application or command.

[System Processing]

Processing will be aborted.

[Action]

Check the message text and confirm that the application is written correctly and the command is being used correctly.

---

## 2.24.21 12320

---

### **COPY delimiter must not appear in the NULL specification**

[Description]

An error occurred during execution of the application or command.

[System Processing]

Processing will be aborted.

[Action]

Check the message text and confirm that the application is written correctly and the command is being used correctly.

---

## 2.24.22 12321

---

### **CSV quote character must not appear in the NULL specification**

[Description]

An error occurred during execution of the application or command.

[System Processing]

Processing will be aborted.

[Action]

Check the message text and confirm that the application is written correctly and the command is being used correctly.

---

## 2.24.23 12324

---

### **COPY (SELECT INTO) is not supported**

[Description]

An error occurred during execution of the application or command.

[System Processing]

Processing will be aborted.



[Action]

Check the message text and confirm that the application is written correctly and the command is being used correctly.

## 2.24.24 12325

---

### FORCE\_QUOTE column "@1@" not referenced by COPY

[Description]

An error occurred during execution of the application or command.

[System Processing]

Processing will be aborted.

[Action]

Check the message text and confirm that the application is written correctly and the command is being used correctly.

## 2.24.25 12326

---

### FORCE\_NOT\_NULL column "@1@" not referenced by COPY

[Description]

An error occurred during execution of the application or command.

[System Processing]

Processing will be aborted.

[Action]

Check the message text and confirm that the application is written correctly and the command is being used correctly.

## 2.24.26 12327

---

### cannot copy from sequence "@1@"

[Description]

An error occurred during execution of the application or command.

[System Processing]

Processing will be aborted.

[Action]

Check the message text and confirm that the application is written correctly and the command is being used correctly.

## 2.24.27 12328

---

### cannot copy from foreign table "@1@"

[Description]

An error occurred during execution of the application or command.

[System Processing]

Processing will be aborted.

[Action]

Check the message text and confirm that the application is written correctly and the command is being used correctly.

## 2.24.28 12329

---

### cannot copy to sequence "@1@"

[Description]

An error occurred during execution of the application or command.

[System Processing]

Processing will be aborted.

[Action]

Check the message text and confirm that the application is written correctly and the command is being used correctly.

## 2.24.29 12330

---

### cannot copy from non-table relation "@1@"

[Description]

An error occurred during execution of the application or command.

[System Processing]

Processing will be aborted.

[Action]

Check the message text and confirm that the application is written correctly and the command is being used correctly.

## 2.24.30 12331

---

### relative path not allowed for COPY to file

[Description]

An error occurred during execution of the application or command.

[System Processing]

Processing will be aborted.

[Action]

Check the message text and confirm that the application is written correctly and the command is being used correctly.

## 2.24.31 12332

---

### could not open file "@1@" for reading: @2@

[Description]

An error occurred during I/O processing in the database server.

[System Processing]

Processing will be aborted.

[Action]

To investigate the cause of the occurrence from the message, and remove cause.

## 2.24.32 12333

---

---

### "@1@" is a directory

[Description]

An error occurred during execution of the application or command.

[System Processing]

Processing will be aborted.

[Action]

Check the message text and confirm that the application is written correctly and the command is being used correctly.

---

## 2.24.33 12334

---

### cannot copy to view "@1@"

[Description]

An error occurred during execution of the application or command.

[System Processing]

Processing will be aborted.

[Action]

Check the message text and confirm that the application is written correctly and the command is being used correctly.

---

## 2.24.34 12335

---

### cannot copy to foreign table "@1@"

[Description]

An error occurred during execution of the application or command.

[System Processing]

Processing will be aborted.

[Action]

Check the message text and confirm that the application is written correctly and the command is being used correctly.

---

## 2.24.35 12337

---

### cannot copy to non-table relation "@1@"

[Description]

An error occurred during execution of the application or command.

[System Processing]

Processing will be aborted.

[Action]

Check the message text and confirm that the application is written correctly and the command is being used correctly.

---

## 2.24.36 12338

---

### COPY file signature not recognized

[Description]

An error occurred during execution of the application or command.

[System Processing]

Processing will be aborted.

[Action]

Check the message text and confirm that the application is written correctly and the command is being used correctly.

---

## 2.24.37 12339

---

### invalid COPY file header (missing flags)

[Description]

An error occurred during execution of the application or command.

[System Processing]

Processing will be aborted.

[Action]

Check the message text and confirm that the application is written correctly and the command is being used correctly.

---

## 2.24.38 12340

---

### unrecognized critical flags in COPY file header

[Description]

An error occurred during execution of the application or command.

[System Processing]

Processing will be aborted.

[Action]

Check the message text and confirm that the application is written correctly and the command is being used correctly.

---

## 2.24.39 12341

---

### invalid COPY file header (missing length)

[Description]

An error occurred during execution of the application or command.

[System Processing]

Processing will be aborted.

[Action]

Check the message text and confirm that the application is written correctly and the command is being used correctly.

---

## 2.24.40 12342

---

### invalid COPY file header (wrong length)

[Description]

An error occurred during execution of the application or command.

[System Processing]

Processing will be aborted.

[Action]

Check the message text and confirm that the application is written correctly and the command is being used correctly.

## 2.24.41 12343

---

**extra data after last expected column**

[Description]

An error occurred during execution of the application or command.

[System Processing]

Processing will be aborted.

[Action]

Check the message text and confirm that the application is written correctly and the command is being used correctly.

## 2.24.42 12347

---

**missing data for column "@1@"**

[Description]

An error occurred during execution of the application or command.

[System Processing]

Processing will be aborted.

[Action]

Check the message text and confirm that the application is written correctly and the command is being used correctly.

## 2.24.43 12348

---

**received copy data after EOF marker**

[Description]

An error occurred during execution of the application or command.

[System Processing]

Processing will be aborted.

[Action]

Check the message text and confirm that the application is written correctly and the command is being used correctly.

## 2.24.44 12349

---

**row field count is @1@, expected @2@**

[Description]

An error occurred during execution of the application or command.

[System Processing]

Processing will be aborted.

[Action]

Check the message text and confirm that the application is written correctly and the command is being used correctly.

## 2.24.45 12350

---

### literal carriage return found in data

[Description]

An error occurred during execution of the application or command.

[System Processing]

Processing will be aborted.

[Action]

Check the message text and confirm that the application is written correctly and the command is being used correctly.

## 2.24.46 12351

---

### unquoted carriage return found in data

[Description]

An error occurred during execution of the application or command.

[System Processing]

Processing will be aborted.

[Action]

Check the message text and confirm that the application is written correctly and the command is being used correctly.

## 2.24.47 12352

---

### literal newline found in data

[Description]

An error occurred during execution of the application or command.

[System Processing]

Processing will be aborted.

[Action]

Check the message text and confirm that the application is written correctly and the command is being used correctly.

## 2.24.48 12353

---

### unquoted newline found in data

[Description]

An error occurred during execution of the application or command.

[System Processing]

Processing will be aborted.

[Action]

Check the message text and confirm that the application is written correctly and the command is being used correctly.

## 2.24.49 12354

---

### end-of-copy marker does not match previous newline style

[Description]

An error occurred during execution of the application or command.

[System Processing]

Processing will be aborted.

[Action]

Check the message text and confirm that the application is written correctly and the command is being used correctly.

## 2.24.50 12355

---

### end-of-copy marker corrupt

[Description]

An error occurred during execution of the application or command.

[System Processing]

Processing will be aborted.

[Action]

Check the message text and confirm that the application is written correctly and the command is being used correctly.

## 2.24.51 12356

---

### unterminated CSV quoted field

[Description]

An error occurred during execution of the application or command.

[System Processing]

Processing will be aborted.

[Action]

Check the message text and confirm that the application is written correctly and the command is being used correctly.

## 2.24.52 12357

---

### unexpected EOF in COPY data

[Description]

An error occurred during execution of the application or command.

[System Processing]

Processing will be aborted.

[Action]

Check the message text and confirm that the application is written correctly and the command is being used correctly.

## 2.24.53 12358

---

---

### invalid field size

[Description]

An error occurred during execution of the application or command.

[System Processing]

Processing will be aborted.

[Action]

Check the message text and confirm that the application is written correctly and the command is being used correctly.

---

## 2.24.54 12359

---

### incorrect binary data format

[Description]

An error occurred during execution of the application or command.

[System Processing]

Processing will be aborted.

[Action]

Check the message text and confirm that the application is written correctly and the command is being used correctly.

---

## 2.24.55 12360

---

### must specify at least one column

[Description]

An error occurred during execution of the application or command.

[System Processing]

Processing will be aborted.

[Action]

Check the message text and confirm that the application is written correctly and the command is being used correctly.

---

## 2.24.56 12361

---

### cannot use more than @1@ columns in an index

[Description]

An error occurred during execution of the application or command.

[System Processing]

Processing will be aborted.

[Action]

Check the message text and confirm that the application is written correctly and the command is being used correctly.

---

## 2.24.57 12362

---

### cannot create index on foreign table "@1@"



[Description]

An error occurred during execution of the application or command.

[System Processing]

Processing will be aborted.

[Action]

Check the message text and confirm that the application is written correctly and the command is being used correctly.

---

## 2.24.58 12363

---

### cannot create indexes on temporary tables of other sessions

[Description]

An error occurred during execution of the application or command.

[System Processing]

Processing will be aborted.

[Action]

Check the message text and confirm that the application is written correctly and the command is being used correctly.

---

## 2.24.59 12364

---

### substituting access method "gist" for obsolete method "rtree"

[Description]

Terminated normally.

[System Processing]

Continues processing.

[Action]

No action required.

---

## 2.24.60 12365

---

### access method "@1@" does not support unique indexes

[Description]

An error occurred during execution of the application or command.

[System Processing]

Processing will be aborted.

[Action]

Check the message text and confirm that the application is written correctly and the command is being used correctly.

---

## 2.24.61 12366

---

### access method "@1@" does not support multicolumn indexes

[Description]

An error occurred during execution of the application or command.

[System Processing]

Processing will be aborted.

[Action]

Check the message text and confirm that the application is written correctly and the command is being used correctly.

---

## 2.24.62 12367

---

**access method "@1@" does not support exclusion constraints**

[Description]

An error occurred during execution of the application or command.

[System Processing]

Processing will be aborted.

[Action]

Check the message text and confirm that the application is written correctly and the command is being used correctly.

---

## 2.24.63 12368

---

**@1@ @2@ will create implicit index "@3@" for table "@4@"**

[Description]

Terminated normally.

[System Processing]

Continues processing.

[Action]

No action required.

---

## 2.24.64 12369

---

**cannot use subquery in index predicate**

[Description]

An error occurred during execution of the application or command.

[System Processing]

Processing will be aborted.

[Action]

Check the message text and confirm that the application is written correctly and the command is being used correctly.

---

## 2.24.65 12370

---

**aggregate functions are not allowed in index predicates**

[Description]

An error occurred during execution of the application or command.

[System Processing]

Processing will be aborted.

[Action]

Check the message text and confirm that the application is written correctly and the command is being used correctly.

## 2.24.66 12371

---

### functions in index predicate must be marked IMMUTABLE

[Description]

An error occurred during execution of the application or command.

[System Processing]

Processing will be aborted.

[Action]

Check the message text and confirm that the application is written correctly and the command is being used correctly.

## 2.24.67 12372

---

### cannot use subquery in transform expression

[Description]

An error occurred during execution of the application or command.

[System Processing]

Processing will be aborted.

[Action]

Check the message text and confirm that the application is written correctly and the command is being used correctly.

## 2.24.68 12374

---

### functions in index expression must be marked IMMUTABLE

[Description]

An error occurred during execution of the application or command.

[System Processing]

Processing will be aborted.

[Action]

Check the message text and confirm that the application is written correctly and the command is being used correctly.

## 2.24.69 12375

---

### could not determine which collation to use for string comparison

[Description]

An error occurred during execution of the application or command.

[System Processing]

Processing will be aborted.

[Action]

Check the message text and confirm that the application is written correctly and the command is being used correctly.

## 2.24.70 12376

---

### **operator is not unique: @1@**

#### [Description]

An error occurred during execution of the application or command.

#### [System Processing]

Processing will be aborted.

#### [Action]

Check the message text and confirm that the application is written correctly and the command is being used correctly.

## 2.24.71 12377

---

### **operator @1@ is not a member of operator family "@2@"**

#### [Description]

An error occurred during execution of the application or command.

#### [System Processing]

Processing will be aborted.

#### [Action]

Check the message text and confirm that the application is written correctly and the command is being used correctly.

## 2.24.72 12378

---

### **access method "@1@" does not support ASC/DESC options**

#### [Description]

An error occurred during execution of the application or command.

#### [System Processing]

Processing will be aborted.

#### [Action]

Check the message text and confirm that the application is written correctly and the command is being used correctly.

## 2.24.73 12379

---

### **access method "@1@" does not support NULLS FIRST/LAST options**

#### [Description]

An error occurred during execution of the application or command.

#### [System Processing]

Processing will be aborted.

#### [Action]

Check the message text and confirm that the application is written correctly and the command is being used correctly.

## 2.24.74 12380

---

---

**data type @1@ has no default operator class for access method "@2@"****[Description]**

An error occurred during execution of the application or command.

**[System Processing]**

Processing will be aborted.

**[Action]**

Check the message text and confirm that the application is written correctly and the command is being used correctly.

---

**2.24.75 12381**

---

**operator class "@1@" does not accept data type @2@****[Description]**

An error occurred during execution of the application or command.

**[System Processing]**

Processing will be aborted.

**[Action]**

Check the message text and confirm that the application is written correctly and the command is being used correctly.

---

**2.24.76 12382**

---

**there are multiple default operator classes for data type @1@****[Description]**

An error occurred during execution of the application or command.

**[System Processing]**

Processing will be aborted.

**[Action]**

Check the message text and confirm that the application is written correctly and the command is being used correctly.

---

**2.24.77 12384**

---

**can only reindex the currently open database****[Description]**

An error occurred during execution of the application or command.

**[System Processing]**

Processing will be aborted.

**[Action]**

Check the message text and confirm that the application is written correctly and the command is being used correctly.

---

**2.24.78 12385**

---

**table "@1@.@2@" was reindexed**

[Description]

Terminated normally.

[System Processing]

Continues processing.

[Action]

No action required.

## 2.24.79 12386

---

### @1@ requires a parameter

[Description]

An error occurred during execution of the application or command.

[System Processing]

Processing will be aborted.

[Action]

Check the message text and confirm that the application is written correctly and the command is being used correctly.

## 2.24.80 12387

---

### @1@ requires a Boolean value

[Description]

An error occurred during execution of the application or command.

[System Processing]

Processing will be aborted.

[Action]

Check the message text and confirm that the application is written correctly and the command is being used correctly.

## 2.24.81 12389

---

### argument of @1@ must be a name

[Description]

An error occurred during execution of the application or command.

[System Processing]

Processing will be aborted.

[Action]

Check the message text and confirm that the application is written correctly and the command is being used correctly.

## 2.24.82 12391

---

### @1@ requires an integer value

[Description]

An error occurred during execution of the application or command.

[System Processing]

Processing will be aborted.

[Action]

Check the message text and confirm that the application is written correctly and the command is being used correctly.

---

## 2.24.83 12393

---

**LOCATION is not supported anymore**

[Description]

The application or command terminated normally, but a warning was output.

[System Processing]

Processing will continue.

[Action]

Check the message text and confirm that the issue does not affect the expected outcome.

---

## 2.24.84 12396

---

**permission denied to copy database "@1@"**

[Description]

An error occurred during execution of the application or command.

[System Processing]

Processing will be aborted.

[Action]

Check the message text and confirm that the application is written correctly and the command is being used correctly.

---

## 2.24.85 12397

---

**invalid server encoding @1@**

[Description]

An error occurred during execution of the application or command.

[System Processing]

Processing will be aborted.

[Action]

Check the message text and confirm that the application is written correctly and the command is being used correctly.

---

## 2.24.86 12399

---

**new encoding (@1@) is incompatible with the encoding of the template database (@2@)**

[Description]

An error occurred during execution of the application or command.

[System Processing]

Processing will be aborted.

[Action]

Check the message text and confirm that the application is written correctly and the command is being used correctly.

## 2.25 Message Numbers Beginning with 12400

---

### 2.25.1 12400

---

**new collation (@1 @) is incompatible with the collation of the template database (@2 @)**

[Description]

An error occurred during execution of the application or command.

[System Processing]

Processing will be aborted.

[Action]

Check the message text and confirm that the application is written correctly and the command is being used correctly.

### 2.25.2 12401

---

**new LC\_CTYPE (@1 @) is incompatible with the LC\_CTYPE of the template database (@2 @)**

[Description]

An error occurred during execution of the application or command.

[System Processing]

Processing will be aborted.

[Action]

Check the message text and confirm that the application is written correctly and the command is being used correctly.

### 2.25.3 12402

---

**pg\_global cannot be used as default tablespace**

[Description]

An error occurred during execution of the application or command.

[System Processing]

Processing will be aborted.

[Action]

Check the message text and confirm that the application is written correctly and the command is being used correctly.

### 2.25.4 12403

---

**cannot assign new default tablespace "@1 @"**

[Description]

An error occurred during execution of the application or command.

[System Processing]

Processing will be aborted.



[Action]

Check the message text and confirm that the application is written correctly and the command is being used correctly.

## 2.25.5 12404

---

### database "@1@" already exists

[Description]

An error occurred during execution of the application or command.

[System Processing]

Processing will be aborted.

[Action]

Check the message text and confirm that the application is written correctly and the command is being used correctly.

## 2.25.6 12405

---

### source database "@1@" is being accessed by other users

[Description]

An error occurred during execution of the application or command.

[System Processing]

Processing will be aborted.

[Action]

Check the message text and confirm that the application is written correctly and the command is being used correctly.

## 2.25.7 12406

---

### encoding "@1@" does not match locale "@2@"

[Description]

An error occurred during execution of the application or command.

[System Processing]

Processing will be aborted.

[Action]

Check the message text and confirm that the application is written correctly and the command is being used correctly.

## 2.25.8 12407

---

### role "@1@" does not exist, skipping

[Description]

The application or command terminated normally, but a warning was output.

[System Processing]

Processing will continue.

[Action]

Check the message text and confirm that the issue does not affect the expected outcome.

## 2.25.9 12408

---

### cannot drop a template database

[Description]

An error occurred during execution of the application or command.

[System Processing]

Processing will be aborted.

[Action]

Check the message text and confirm that the application is written correctly and the command is being used correctly.

## 2.25.10 12409

---

### cannot drop the currently open database

[Description]

An error occurred during execution of the application or command.

[System Processing]

Processing will be aborted.

[Action]

Check the message text and confirm that the application is written correctly and the command is being used correctly.

## 2.25.11 12410

---

### database "@1@" is being accessed by other users

[Description]

An error occurred during execution of the application or command.

[System Processing]

Processing will be aborted.

[Action]

Check the message text and confirm that the application is written correctly and the command is being used correctly.

## 2.25.12 12411

---

### permission denied to rename role

[Description]

An error occurred during execution of the application or command.

[System Processing]

Processing will be aborted.

[Action]

Check the message text and confirm that the application is written correctly and the command is being used correctly.

## 2.25.13 12412

---

---

### current database cannot be changed

[Description]

An error occurred during execution of the application or command.

[System Processing]

Processing will be aborted.

[Action]

Check the message text and confirm that the application is written correctly and the command is being used correctly.

---

## 2.25.14 12413

---

### cannot change the tablespace of the currently open database

[Description]

An error occurred during execution of the application or command.

[System Processing]

Processing will be aborted.

[Action]

Check the message text and confirm that the application is written correctly and the command is being used correctly.

---

## 2.25.15 12414

---

### some relations of database "@1@" are already in tablespace "@2@"

[Description]

An error occurred during execution of the application or command.

[System Processing]

Processing will be aborted.

[Action]

Check the message text and confirm that the application is written correctly and the command is being used correctly.

---

## 2.25.16 12415

---

### permission denied to change owner of database

[Description]

An error occurred during execution of the application or command.

[System Processing]

Processing will be aborted.

[Action]

Check the message text and confirm that the application is written correctly and the command is being used correctly.

---

## 2.25.17 12417

---

### SETOF type not allowed for operator argument

[Description]

An error occurred during execution of the application or command.

[System Processing]

Processing will be aborted.

[Action]

Check the message text and confirm that the application is written correctly and the command is being used correctly.

## 2.25.18 12418

---

### operator attribute "@1@" not recognized

[Description]

The application or command terminated normally, but a warning was output.

[System Processing]

Processing will continue.

[Action]

Check the message text and confirm that the issue does not affect the expected outcome.

## 2.25.19 12419

---

### operator procedure must be specified

[Description]

An error occurred during execution of the application or command.

[System Processing]

Processing will be aborted.

[Action]

Check the message text and confirm that the application is written correctly and the command is being used correctly.

## 2.25.20 12420

---

### at least one of leftarg or rightarg must be specified

[Description]

An error occurred during execution of the application or command.

[System Processing]

Processing will be aborted.

[Action]

Check the message text and confirm that the application is written correctly and the command is being used correctly.

## 2.25.21 12421

---

### restriction estimator function @1@ must return type @2@

[Description]

An error occurred during execution of the application or command.

[System Processing]

Processing will be aborted.

[Action]

Check the message text and confirm that the application is written correctly and the command is being used correctly.

---

## 2.25.22 12422

---

**join estimator function @1@ must return type**

[Description]

An error occurred during execution of the application or command.

[System Processing]

Processing will be aborted.

[Action]

Check the message text and confirm that the application is written correctly and the command is being used correctly.

---

## 2.25.23 12424

---

**must be superuser to create a base type**

[Description]

An error occurred during execution of the application or command.

[System Processing]

Processing will be aborted.

[Action]

Check the message text and confirm that the application is written correctly and the command is being used correctly.

---

## 2.25.24 12425

---

**type attribute "@1@" not recognized**

[Description]

The application or command terminated normally, but a warning was output.

[System Processing]

Processing will continue.

[Action]

Check the message text and confirm that the issue does not affect the expected outcome.

---

## 2.25.25 12426

---

**invalid type category "@1@": must be simple ASCII**

[Description]

An error occurred during execution of the application or command.

[System Processing]

Processing will be aborted.

[Action]

Check the message text and confirm that the application is written correctly and the command is being used correctly.

## 2.25.26 12427

---

### array element type cannot be @1@

[Description]

An error occurred during execution of the application or command.

[System Processing]

Processing will be aborted.

[Action]

Check the message text and confirm that the application is written correctly and the command is being used correctly.

## 2.25.27 12428

---

### alignment "@1@" not recognized

[Description]

An error occurred during execution of the application or command.

[System Processing]

Processing will be aborted.

[Action]

Check the message text and confirm that the application is written correctly and the command is being used correctly.

## 2.25.28 12429

---

### storage "@1@" not recognized

[Description]

An error occurred during execution of the application or command.

[System Processing]

Processing will be aborted.

[Action]

Check the message text and confirm that the application is written correctly and the command is being used correctly.

## 2.25.29 12430

---

### type input function must be specified

[Description]

An error occurred during execution of the application or command.

[System Processing]

Processing will be aborted.

[Action]

Check the message text and confirm that the application is written correctly and the command is being used correctly.

## 2.25.30 12431

---

### type output function must be specified

[Description]

An error occurred during execution of the application or command.

[System Processing]

Processing will be aborted.

[Action]

Check the message text and confirm that the application is written correctly and the command is being used correctly.

## 2.25.31 12432

---

### type modifier output function is useless without a type modifier input function

[Description]

An error occurred during execution of the application or command.

[System Processing]

Processing will be aborted.

[Action]

Check the message text and confirm that the application is written correctly and the command is being used correctly.

## 2.25.32 12434

---

### type input function @1@ must return type @2@

[Description]

An error occurred during execution of the application or command.

[System Processing]

Processing will be aborted.

[Action]

Check the message text and confirm that the application is written correctly and the command is being used correctly.

## 2.25.33 12436

---

### type output function @1@ must return type @2@

[Description]

An error occurred during execution of the application or command.

[System Processing]

Processing will be aborted.

[Action]

Check the message text and confirm that the application is written correctly and the command is being used correctly.

## 2.25.34 12437

---

---

### type receive function @1@ must return type @2@

[Description]

An error occurred during execution of the application or command.

[System Processing]

Processing will be aborted.

[Action]

Check the message text and confirm that the application is written correctly and the command is being used correctly.

---

## 2.25.35 12438

---

### type send function @1@ must return type @2@

[Description]

An error occurred during execution of the application or command.

[System Processing]

Processing will be aborted.

[Action]

Check the message text and confirm that the application is written correctly and the command is being used correctly.

---

## 2.25.36 12439

---

### "@1@" is not a number

[Description]

An error occurred during execution of the application or command.

[System Processing]

Processing will be aborted.

[Action]

Check the message text and confirm that the application is written correctly and the command is being used correctly.

---

## 2.25.37 12440

---

### "@1@" is not a valid base type for a domain

[Description]

An error occurred during execution of the application or command.

[System Processing]

Processing will be aborted.

[Action]

Check the message text and confirm that the application is written correctly and the command is being used correctly.

---

## 2.25.38 12441

---

### multiple default expressions



[Description]

An error occurred during execution of the application or command.

[System Processing]

Processing will be aborted.

[Action]

Check the message text and confirm that the application is written correctly and the command is being used correctly.

---

## 2.25.39 12442

---

### conflicting NULL/NOT NULL constraints

[Description]

An error occurred during execution of the application or command.

[System Processing]

Processing will be aborted.

[Action]

Check the message text and confirm that the application is written correctly and the command is being used correctly.

---

## 2.25.40 12443

---

### unique constraints not possible for domains

[Description]

An error occurred during execution of the application or command.

[System Processing]

Processing will be aborted.

[Action]

Check the message text and confirm that the application is written correctly and the command is being used correctly.

---

## 2.25.41 12444

---

### primary key constraints not possible for domains

[Description]

An error occurred during execution of the application or command.

[System Processing]

Processing will be aborted.

[Action]

Check the message text and confirm that the application is written correctly and the command is being used correctly.

---

## 2.25.42 12445

---

### exclusion constraints not possible for domains

[Description]

An error occurred during execution of the application or command.

[System Processing]

Processing will be aborted.

[Action]

Check the message text and confirm that the application is written correctly and the command is being used correctly.

---

## 2.25.43 12446

---

### foreign key constraints not possible for domains

[Description]

An error occurred during execution of the application or command.

[System Processing]

Processing will be aborted.

[Action]

Check the message text and confirm that the application is written correctly and the command is being used correctly.

---

## 2.25.44 12447

---

### specifying constraint deferrability not supported for domains

[Description]

An error occurred during execution of the application or command.

[System Processing]

Processing will be aborted.

[Action]

Check the message text and confirm that the application is written correctly and the command is being used correctly.

---

## 2.25.45 12450

---

### typmod\_in function @1@ must return type @2@

[Description]

An error occurred during execution of the application or command.

[System Processing]

Processing will be aborted.

[Action]

Check the message text and confirm that the application is written correctly and the command is being used correctly.

---

## 2.25.46 12451

---

### typmod\_out function @1@ must return type @2@

[Description]

An error occurred during execution of the application or command.

[System Processing]

Processing will be aborted.

[Action]

Check the message text and confirm that the application is written correctly and the command is being used correctly.

## 2.25.47 12452

---

**type analyze function @1@ must return type @2@**

[Description]

An error occurred during execution of the application or command.

[System Processing]

Processing will be aborted.

[Action]

Check the message text and confirm that the application is written correctly and the command is being used correctly.

## 2.25.48 12453

---

**column "@1@" of table "@2@" contains null values**

[Description]

An error occurred during execution of the application or command.

[System Processing]

Processing will be aborted.

[Action]

Check the message text and confirm that the application is written correctly and the command is being used correctly.

## 2.25.49 12454

---

**column "@1@" of table "@2@" contains values that violate the new constraint**

[Description]

An error occurred during execution of the application or command.

[System Processing]

Processing will be aborted.

[Action]

Check the message text and confirm that the application is written correctly and the command is being used correctly.

## 2.25.50 12456

---

**cannot use table references in domain check constraint**

[Description]

An error occurred during execution of the application or command.

[System Processing]

Processing will be aborted.

[Action]

Check the message text and confirm that the application is written correctly and the command is being used correctly.

## 2.25.51 12457

---

### @1@ is a table's row type

#### [Description]

An error occurred during execution of the application or command.

#### [System Processing]

Processing will be aborted.

#### [Action]

Check the message text and confirm that the application is written correctly and the command is being used correctly.

## 2.25.52 12458

---

### cannot alter array type @1@

#### [Description]

An error occurred during execution of the application or command.

#### [System Processing]

Processing will be aborted.

#### [Action]

Check the message text and confirm that the application is written correctly and the command is being used correctly.

## 2.25.53 12460

---

### could not obtain lock on relation "@1@.@2@"

#### [Description]

An error occurred during execution of the application or command.

#### [System Processing]

Processing will be aborted.

#### [Action]

Check the message text and confirm that the application is written correctly and the command is being used correctly.

## 2.25.54 12462

---

### could not determine which collation to use for view column "@1@"

#### [Description]

An error occurred during execution of the application or command.

#### [System Processing]

Processing will be aborted.

#### [Action]

Check the message text and confirm that the application is written correctly and the command is being used correctly.

## 2.25.55 12464

---

---

### cannot drop columns from view

[Description]

An error occurred during execution of the application or command.

[System Processing]

Processing will be aborted.

[Action]

Check the message text and confirm that the application is written correctly and the command is being used correctly.

---

## 2.25.56 12465

---

### cannot change name of view column "@1@" to "@2@"

[Description]

An error occurred during execution of the application or command.

[System Processing]

Processing will be aborted.

[Action]

Check the message text and confirm that the application is written correctly and the command is being used correctly.

---

## 2.25.57 12466

---

### cannot change data type of view column "@1@" from @2@ to @3@

[Description]

An error occurred during execution of the application or command.

[System Processing]

Processing will be aborted.

[Action]

Check the message text and confirm that the application is written correctly and the command is being used correctly.

---

## 2.25.58 12467

---

### views must not contain SELECT INTO

[Description]

An error occurred during execution of the application or command.

[System Processing]

Processing will be aborted.

[Action]

Check the message text and confirm that the application is written correctly and the command is being used correctly.

---

## 2.25.59 12468

---

### views must not contain data-modifying statements in WITH

[Description]

An error occurred during execution of the application or command.

[System Processing]

Processing will be aborted.

[Action]

Check the message text and confirm that the application is written correctly and the command is being used correctly.

---

## 2.25.60 12469

---

### CREATE VIEW specifies more column names than columns

[Description]

An error occurred during execution of the application or command.

[System Processing]

Processing will be aborted.

[Action]

Check the message text and confirm that the application is written correctly and the command is being used correctly.

---

## 2.25.61 12470

---

### view "@1@" will be a temporary view

[Description]

Terminated normally.

[System Processing]

Continues processing.

[Action]

No action required.

---

## 2.25.62 12471

---

### views cannot be unlogged because they do not have storage

[Description]

An error occurred during execution of the application or command.

[System Processing]

Processing will be aborted.

[Action]

Check the message text and confirm that the application is written correctly and the command is being used correctly.

---

## 2.25.63 12472

---

### rule "@1@" for relation "@2@" does not exist

[Description]

An error occurred during execution of the application or command.

[System Processing]

Processing will be aborted.

[Action]

Check the message text and confirm that the application is written correctly and the command is being used correctly.

---

## 2.25.64 12473

---

**portal "@1@" does not exist**

[Description]

An error occurred during execution of the application or command.

[System Processing]

Processing will be aborted.

[Action]

Check the message text and confirm that the application is written correctly and the command is being used correctly.

---

## 2.25.65 12475

---

**rule "@1@" for relation "@2@" does not exist, skipping**

[Description]

The application or command terminated normally, but a warning was output.

[System Processing]

Processing will continue.

[Action]

Check the message text and confirm that the issue does not affect the expected outcome.

---

## 2.25.66 12476

---

**WITH query name "@1@" appears in both a rule action and the query being rewritten**

[Description]

An error occurred during execution of the application or command.

[System Processing]

Processing will be aborted.

[Action]

Check the message text and confirm that the application is written correctly and the command is being used correctly.

---

## 2.25.67 12477

---

**cannot have RETURNING lists in multiple rules**

[Description]

An error occurred during execution of the application or command.

[System Processing]

Processing will be aborted.

[Action]

Check the message text and confirm that the application is written correctly and the command is being used correctly.

## 2.25.68 12478

---

### multiple assignments to same column "@1@"

[Description]

An error occurred during execution of the application or command.

[System Processing]

Processing will be aborted.

[Action]

Check the message text and confirm that the application is written correctly and the command is being used correctly.

## 2.25.69 12479

---

### infinite recursion detected in rules for relation "@1@"

[Description]

An error occurred during execution of the application or command.

[System Processing]

Processing will be aborted.

[Action]

Check the message text and confirm that the application is written correctly and the command is being used correctly.

## 2.25.70 12480

---

### DO INSTEAD NOTHING rules are not supported for data-modifying statements in WITH

[Description]

An error occurred during execution of the application or command.

[System Processing]

Processing will be aborted.

[Action]

Check the message text and confirm that the application is written correctly and the command is being used correctly.

## 2.25.71 12481

---

### conditional DO INSTEAD rules are not supported for data-modifying statements in WITH

[Description]

An error occurred during execution of the application or command.

[System Processing]

Processing will be aborted.

[Action]

Check the message text and confirm that the application is written correctly and the command is being used correctly.



## 2.25.72 12482

---

### **DO ALSO rules are not supported for data-modifying statements in WITH**

[Description]

An error occurred during execution of the application or command.

[System Processing]

Processing will be aborted.

[Action]

Check the message text and confirm that the application is written correctly and the command is being used correctly.

## 2.25.73 12483

---

### **multi-statement DO INSTEAD rules are not supported for data-modifying statements in WITH**

[Description]

An error occurred during execution of the application or command.

[System Processing]

Processing will be aborted.

[Action]

Check the message text and confirm that the application is written correctly and the command is being used correctly.

## 2.25.74 12484

---

### **cannot perform INSERT RETURNING on relation "@1@"**

[Description]

An error occurred during execution of the application or command.

[System Processing]

Processing will be aborted.

[Action]

Check the message text and confirm that the application is written correctly and the command is being used correctly.

## 2.25.75 12485

---

### **cannot perform UPDATE RETURNING on relation "@1@"**

[Description]

An error occurred during execution of the application or command.

[System Processing]

Processing will be aborted.

[Action]

Check the message text and confirm that the application is written correctly and the command is being used correctly.

## 2.25.76 12486

---

---

### cannot perform DELETE RETURNING on relation "@1@"

[Description]

An error occurred during execution of the application or command.

[System Processing]

Processing will be aborted.

[Action]

Check the message text and confirm that the application is written correctly and the command is being used correctly.

---

## 2.25.77 12487

---

### WITH cannot be used in a query that is rewritten by rules into multiple queries

[Description]

An error occurred during execution of the application or command.

[System Processing]

Processing will be aborted.

[Action]

Check the message text and confirm that the application is written correctly and the command is being used correctly.

---

## 2.25.78 12488

---

### conditional utility statements are not implemented

[Description]

An error occurred during execution of the application or command.

[System Processing]

Processing will be aborted.

[Action]

Check the message text and confirm that the application is written correctly and the command is being used correctly.

---

## 2.25.79 12489

---

### WHERE CURRENT OF on a view is not implemented

[Description]

An error occurred during execution of the application or command.

[System Processing]

Processing will be aborted.

[Action]

Check the message text and confirm that the application is written correctly and the command is being used correctly.

---

## 2.25.80 12490

---

### rule "@1@" for relation "@2@" already exists

[Description]

An error occurred during execution of the application or command.

[System Processing]

Processing will be aborted.

[Action]

Check the message text and confirm that the application is written correctly and the command is being used correctly.

---

## 2.25.81 12491

---

### rule actions on OLD are not implemented

[Description]

An error occurred during execution of the application or command.

[System Processing]

Processing will be aborted.

[Action]

Check the message text and confirm that the application is written correctly and the command is being used correctly.

---

## 2.25.82 12492

---

### rule actions on NEW are not implemented

[Description]

An error occurred during execution of the application or command.

[System Processing]

Processing will be aborted.

[Action]

Check the message text and confirm that the application is written correctly and the command is being used correctly.

---

## 2.25.83 12493

---

### INSTEAD NOTHING rules on SELECT are not implemented

[Description]

An error occurred during execution of the application or command.

[System Processing]

Processing will be aborted.

[Action]

Check the message text and confirm that the application is written correctly and the command is being used correctly.

---

## 2.25.84 12494

---

### multiple actions for rules on SELECT are not implemented

[Description]

An error occurred during execution of the application or command.

[System Processing]

Processing will be aborted.

[Action]

Check the message text and confirm that the application is written correctly and the command is being used correctly.

---

## 2.25.85 12495

---

### rules on SELECT must have action INSTEAD SELECT

[Description]

An error occurred during execution of the application or command.

[System Processing]

Processing will be aborted.

[Action]

Check the message text and confirm that the application is written correctly and the command is being used correctly.

---

## 2.25.86 12496

---

### rules on SELECT must not contain data-modifying statements in WITH

[Description]

An error occurred during execution of the application or command.

[System Processing]

Processing will be aborted.

[Action]

Check the message text and confirm that the application is written correctly and the command is being used correctly.

---

## 2.25.87 12497

---

### event qualifications are not implemented for rules on SELECT

[Description]

An error occurred during execution of the application or command.

[System Processing]

Processing will be aborted.

[Action]

Check the message text and confirm that the application is written correctly and the command is being used correctly.

---

## 2.25.88 12498

---

### "@1@" is already a view

[Description]

An error occurred during execution of the application or command.

[System Processing]

Processing will be aborted.

[Action]

Check the message text and confirm that the application is written correctly and the command is being used correctly.

## 2.25.89 12499

---

### view rule for "@1@" must be named "@2@"

[Description]

An error occurred during execution of the application or command.

[System Processing]

Processing will be aborted.

[Action]

Check the message text and confirm that the application is written correctly and the command is being used correctly.

## 2.26 Message Numbers Beginning with 12500

---

### 2.26.1 12500

---

#### could not convert table "@1@" to a view because it is not empty

[Description]

An error occurred during execution of the application or command.

[System Processing]

Processing will be aborted.

[Action]

Check the message text and confirm that the application is written correctly and the command is being used correctly.

### 2.26.2 12501

---

#### could not convert table "@1@" to a view because it has triggers

[Description]

An error occurred during execution of the application or command.

[System Processing]

Processing will be aborted.

[Action]

Check the message text and confirm that the application is written correctly and the command is being used correctly.

### 2.26.3 12502

---

#### could not convert table "@1@" to a view because it has indexes

[Description]

An error occurred during execution of the application or command.

[System Processing]

Processing will be aborted.

[Action]

Check the message text and confirm that the application is written correctly and the command is being used correctly.

## 2.26.4 12503

---

### could not convert table "@1@" to a view because it has child tables

[Description]

An error occurred during execution of the application or command.

[System Processing]

Processing will be aborted.

[Action]

Check the message text and confirm that the application is written correctly and the command is being used correctly.

## 2.26.5 12504

---

### cannot have multiple RETURNING lists in a rule

[Description]

An error occurred during execution of the application or command.

[System Processing]

Processing will be aborted.

[Action]

Check the message text and confirm that the application is written correctly and the command is being used correctly.

## 2.26.6 12505

---

### RETURNING lists are not supported in conditional rules

[Description]

An error occurred during execution of the application or command.

[System Processing]

Processing will be aborted.

[Action]

Check the message text and confirm that the application is written correctly and the command is being used correctly.

## 2.26.7 12506

---

### RETURNING lists are not supported in non-INSTeAD rules

[Description]

An error occurred during execution of the application or command.

[System Processing]

Processing will be aborted.

[Action]

Check the message text and confirm that the application is written correctly and the command is being used correctly.

## 2.26.8 12507

---

### SELECT rule's target list has too many entries

[Description]

An error occurred during execution of the application or command.

[System Processing]

Processing will be aborted.

[Action]

Check the message text and confirm that the application is written correctly and the command is being used correctly.

## 2.26.9 12508

---

### RETURNING list has too many entries

[Description]

An error occurred during execution of the application or command.

[System Processing]

Processing will be aborted.

[Action]

Check the message text and confirm that the application is written correctly and the command is being used correctly.

## 2.26.10 12509

---

### cannot convert relation containing dropped columns to view

[Description]

An error occurred during execution of the application or command.

[System Processing]

Processing will be aborted.

[Action]

Check the message text and confirm that the application is written correctly and the command is being used correctly.

## 2.26.11 12510

---

### SELECT rule's target entry @1@ has different column name from column "@2@"

[Description]

An error occurred during execution of the application or command.

[System Processing]

Processing will be aborted.

[Action]

Check the message text and confirm that the application is written correctly and the command is being used correctly.

## 2.26.12 12511

---

---

### **SELECT rule's target entry @1@ has different type from column "@2@"**

[Description]

An error occurred during execution of the application or command.

[System Processing]

Processing will be aborted.

[Action]

Check the message text and confirm that the application is written correctly and the command is being used correctly.

---

## **2.26.13 12512**

---

### **RETURNING list's entry @1@ has different type from column "@2@"**

[Description]

An error occurred during execution of the application or command.

[System Processing]

Processing will be aborted.

[Action]

Check the message text and confirm that the application is written correctly and the command is being used correctly.

---

## **2.26.14 12513**

---

### **SELECT rule's target entry @1@ has different size from column "@2@"**

[Description]

An error occurred during execution of the application or command.

[System Processing]

Processing will be aborted.

[Action]

Check the message text and confirm that the application is written correctly and the command is being used correctly.

---

## **2.26.15 12514**

---

### **RETURNING list's entry @1@ has different size from column "@2@"**

[Description]

An error occurred during execution of the application or command.

[System Processing]

Processing will be aborted.

[Action]

Check the message text and confirm that the application is written correctly and the command is being used correctly.

---

## **2.26.16 12515**

---

### **SELECT rule's target list has too few entries**



[Description]

An error occurred during execution of the application or command.

[System Processing]

Processing will be aborted.

[Action]

Check the message text and confirm that the application is written correctly and the command is being used correctly.

---

## 2.26.17 12516

---

### RETURNING list has too few entries

[Description]

An error occurred during execution of the application or command.

[System Processing]

Processing will be aborted.

[Action]

Check the message text and confirm that the application is written correctly and the command is being used correctly.

---

## 2.26.18 12517

---

### @1@

[Description]

An error occurred during execution of the application or command.

[System Processing]

Processing will be aborted.

[Action]

Check the message text and confirm that the application is written correctly and the command is being used correctly.

---

## 2.26.19 12518

---

### Perl hash contains nonexistent column "@1@"

[Description]

An error occurred during execution of the application or command.

[System Processing]

Processing will be aborted.

[Action]

Check the message text and confirm that the application is written correctly and the command is being used correctly.

---

## 2.26.20 12519

---

### number of array dimensions (@1@) exceeds the maximum allowed (@2@)

[Description]

An error occurred during execution of the application or command.

[System Processing]

Processing will be aborted.

[Action]

Check the message text and confirm that the application is written correctly and the command is being used correctly.

## 2.26.21 12520

---

### **multidimensional arrays must have array expressions with matching dimensions**

[Description]

An error occurred during execution of the application or command.

[System Processing]

Processing will be aborted.

[Action]

Check the message text and confirm that the application is written correctly and the command is being used correctly.

## 2.26.22 12521

---

### **PL/Perl function must return reference to hash or array**

[Description]

An error occurred during execution of the application or command.

[System Processing]

Processing will be aborted.

[Action]

Check the message text and confirm that the application is written correctly and the command is being used correctly.

## 2.26.23 12522

---

### **\$\_TD->{new} does not exist**

[Description]

An error occurred during execution of the application or command.

[System Processing]

Processing will be aborted.

[Action]

Check the message text and confirm that the application is written correctly and the command is being used correctly.

## 2.26.24 12523

---

### **\$\_TD->{new} is not a hash reference**

[Description]

An error occurred during execution of the application or command.

[System Processing]

Processing will be aborted.

[Action]

Check the message text and confirm that the application is written correctly and the command is being used correctly.

## 2.26.25 12524

---

### PL/Perl functions cannot return type @1@

[Description]

An error occurred during execution of the application or command.

[System Processing]

Processing will be aborted.

[Action]

Check the message text and confirm that the application is written correctly and the command is being used correctly.

## 2.26.26 12525

---

### PL/Perl functions cannot accept type @1@

[Description]

An error occurred during execution of the application or command.

[System Processing]

Processing will be aborted.

[Action]

Check the message text and confirm that the application is written correctly and the command is being used correctly.

## 2.26.27 12526

---

### didn't get a CODE reference from compiling function "@1@"

[Description]

An unexpected error occurred.

[System Processing]

Processing will be aborted.

[Action]

Contact Fujitsu technical support.

## 2.26.28 12527

---

### set-valued function called in context that cannot accept a set

[Description]

An error occurred during execution of the application or command.

[System Processing]

Processing will be aborted.

[Action]

Check the message text and confirm that the application is written correctly and the command is being used correctly.

## 2.26.29 12528

---

### set-returning PL/Perl function must return reference to array or use return\_next

[Description]

An error occurred during execution of the application or command.

[System Processing]

Processing will be aborted.

[Action]

Check the message text and confirm that the application is written correctly and the command is being used correctly.

## 2.26.30 12529

---

### function returning record called in context that cannot accept type record

[Description]

An error occurred during execution of the application or command.

[System Processing]

Processing will be aborted.

[Action]

Check the message text and confirm that the application is written correctly and the command is being used correctly.

## 2.26.31 12530

---

### ignoring modified row in DELETE trigger

[Description]

The application or command terminated normally, but a warning was output.

[System Processing]

Processing will continue.

[Action]

Check the message text and confirm that the issue does not affect the expected outcome.

## 2.26.32 12531

---

### result of PL/Perl trigger function must be undef, "SKIP", or "MODIFY"

[Description]

An error occurred during execution of the application or command.

[System Processing]

Processing will be aborted.

[Action]

Check the message text and confirm that the application is written correctly and the command is being used correctly.

## 2.26.33 12533

---

---

### trigger functions can only be called as triggers

[Description]

An error occurred during execution of the application or command.

[System Processing]

Processing will be aborted.

[Action]

Check the message text and confirm that the application is written correctly and the command is being used correctly.

---

## 2.26.34 12534

---

### cannot use return\_next in a non-SETOF function

[Description]

An error occurred during execution of the application or command.

[System Processing]

Processing will be aborted.

[Action]

Check the message text and confirm that the application is written correctly and the command is being used correctly.

---

## 2.26.35 12535

---

### SETOF-composite-returning PL/Perl function must call return\_next with reference to hash

[Description]

An error occurred during execution of the application or command.

[System Processing]

Processing will be aborted.

[Action]

Check the message text and confirm that the application is written correctly and the command is being used correctly.

---

## 2.26.36 12536

---

### PL/pgSQL functions cannot accept type @1@

[Description]

An error occurred during execution of the application or command.

[System Processing]

Processing will be aborted.

[Action]

Check the message text and confirm that the application is written correctly and the command is being used correctly.

---

## 2.26.37 12537

---

### could not determine actual return type for polymorphic function "@1@"

[Description]

An error occurred during execution of the application or command.

[System Processing]

Processing will be aborted.

[Action]

Check the message text and confirm that the application is written correctly and the command is being used correctly.

---

## 2.26.38 12538

---

### trigger functions can only be called as triggers

[Description]

An error occurred during execution of the application or command.

[System Processing]

Processing will be aborted.

[Action]

Check the message text and confirm that the application is written correctly and the command is being used correctly.

---

## 2.26.39 12539

---

### PL/pgSQL functions cannot return type @1@

[Description]

An error occurred during execution of the application or command.

[System Processing]

Processing will be aborted.

[Action]

Check the message text and confirm that the application is written correctly and the command is being used correctly.

---

## 2.26.40 12540

---

### trigger functions cannot have declared arguments

[Description]

An error occurred during execution of the application or command.

[System Processing]

Processing will be aborted.

[Action]

Check the message text and confirm that the application is written correctly and the command is being used correctly.

---

## 2.26.41 12541

---

### parameter name "@1@" used more than once

[Description]

An error occurred during execution of the application or command.

[System Processing]

Processing will be aborted.

[Action]

Check the message text and confirm that the application is written correctly and the command is being used correctly.

## 2.26.42 12542

---

### column reference "@1@" is ambiguous

[Description]

An error occurred during execution of the application or command.

[System Processing]

Processing will be aborted.

[Action]

Check the message text and confirm that the application is written correctly and the command is being used correctly.

## 2.26.43 12543

---

### record "@1@" has no field "@2@"

[Description]

An error occurred during execution of the application or command.

[System Processing]

Processing will be aborted.

[Action]

Check the message text and confirm that the application is written correctly and the command is being used correctly.

## 2.26.44 12544

---

### variable "@1@" does not exist

[Description]

An error occurred during execution of the application or command.

[System Processing]

Processing will be aborted.

[Action]

Check the message text and confirm that the application is written correctly and the command is being used correctly.

## 2.26.45 12545

---

### relation "@1@" does not exist

[Description]

An error occurred during execution of the application or command.

[System Processing]

Processing will be aborted.

[Action]

Check the message text and confirm that the application is written correctly and the command is being used correctly.

## 2.26.46 12546

---

**variable "@1@" has pseudo-type @2@**

[Description]

An error occurred during execution of the application or command.

[System Processing]

Processing will be aborted.

[Action]

Check the message text and confirm that the application is written correctly and the command is being used correctly.

## 2.26.47 12547

---

**relation "@1@" is not a table**

[Description]

An error occurred during execution of the application or command.

[System Processing]

Processing will be aborted.

[Action]

Check the message text and confirm that the application is written correctly and the command is being used correctly.

## 2.26.48 12548

---

**type "@1@" is only a shell**

[Description]

An error occurred during execution of the application or command.

[System Processing]

Processing will be aborted.

[Action]

Check the message text and confirm that the application is written correctly and the command is being used correctly.

## 2.26.49 12549

---

**unrecognized exception condition "@1@"**

[Description]

An error occurred during execution of the application or command.

[System Processing]

Processing will be aborted.

[Action]

Check the message text and confirm that the application is written correctly and the command is being used correctly.



## 2.26.50 12550

---

### could not determine actual argument type for polymorphic function "@1@"

[Description]

An error occurred during execution of the application or command.

[System Processing]

Processing will be aborted.

[Action]

Check the message text and confirm that the application is written correctly and the command is being used correctly.

## 2.26.51 12551

---

### CONTINUE cannot be used outside a loop

[Description]

An error occurred during execution of the application or command.

[System Processing]

Processing will be aborted.

[Action]

Check the message text and confirm that the application is written correctly and the command is being used correctly.

## 2.26.52 12552

---

### control reached end of function without RETURN

[Description]

An error occurred during execution of the application or command.

[System Processing]

Processing will be aborted.

[Action]

Check the message text and confirm that the application is written correctly and the command is being used correctly.

## 2.26.53 12553

---

### set-valued function called in context that cannot accept a set

[Description]

An error occurred during execution of the application or command.

[System Processing]

Processing will be aborted.

[Action]

Check the message text and confirm that the application is written correctly and the command is being used correctly.

## 2.26.54 12554

---

---

### **control reached end of trigger procedure without RETURN**

[Description]

An error occurred during execution of the application or command.

[System Processing]

Processing will be aborted.

[Action]

Check the message text and confirm that the application is written correctly and the command is being used correctly.

---

## **2.26.55 12555**

---

### **trigger procedure cannot return a set**

[Description]

An error occurred during execution of the application or command.

[System Processing]

Processing will be aborted.

[Action]

Check the message text and confirm that the application is written correctly and the command is being used correctly.

---

## **2.26.56 12556**

---

### **variable "@1@" declared NOT NULL cannot default to NULL**

[Description]

An error occurred during execution of the application or command.

[System Processing]

Processing will be aborted.

[Action]

Check the message text and confirm that the application is written correctly and the command is being used correctly.

---

## **2.26.57 12557**

---

### **case not found**

[Description]

An error occurred during execution of the application or command.

[System Processing]

Processing will be aborted.

[Action]

Check the message text and confirm that the application is written correctly and the command is being used correctly.

---

## **2.26.58 12558**

---

### **lower bound of FOR loop cannot be null**

[Description]

An error occurred during execution of the application or command.

[System Processing]

Processing will be aborted.

[Action]

Check the message text and confirm that the application is written correctly and the command is being used correctly.

---

## 2.26.59 12559

---

### upper bound of FOR loop cannot be null

[Description]

An error occurred during execution of the application or command.

[System Processing]

Processing will be aborted.

[Action]

Check the message text and confirm that the application is written correctly and the command is being used correctly.

---

## 2.26.60 12560

---

### BY value of FOR loop cannot be null

[Description]

An error occurred during execution of the application or command.

[System Processing]

Processing will be aborted.

[Action]

Check the message text and confirm that the application is written correctly and the command is being used correctly.

---

## 2.26.61 12561

---

### BY value of FOR loop must be greater than zero

[Description]

An error occurred during execution of the application or command.

[System Processing]

Processing will be aborted.

[Action]

Check the message text and confirm that the application is written correctly and the command is being used correctly.

---

## 2.26.62 12562

---

### cursor "@1@" already in use

[Description]

An error occurred during execution of the application or command.

[System Processing]

Processing will be aborted.

[Action]

Check the message text and confirm that the application is written correctly and the command is being used correctly.

---

## 2.26.63 12563

---

### arguments given for cursor without arguments

[Description]

An error occurred during execution of the application or command.

[System Processing]

Processing will be aborted.

[Action]

Check the message text and confirm that the application is written correctly and the command is being used correctly.

---

## 2.26.64 12564

---

### arguments required for cursor

[Description]

An error occurred during execution of the application or command.

[System Processing]

Processing will be aborted.

[Action]

Check the message text and confirm that the application is written correctly and the command is being used correctly.

---

## 2.26.65 12565

---

### FOREACH expression must not be null

[Description]

An error occurred during execution of the application or command.

[System Processing]

Processing will be aborted.

[Action]

Check the message text and confirm that the application is written correctly and the command is being used correctly.

---

## 2.26.66 12566

---

### FOREACH expression must yield an array, not type @1@

[Description]

An error occurred during execution of the application or command.

[System Processing]

Processing will be aborted.

[Action]

Check the message text and confirm that the application is written correctly and the command is being used correctly.

## 2.26.67 12567

---

### slice dimension (@1@) is out of the valid range 0..@2@

[Description]

An error occurred during execution of the application or command.

[System Processing]

Processing will be aborted.

[Action]

Check the message text and confirm that the application is written correctly and the command is being used correctly.

## 2.26.68 12568

---

### FOREACH ... SLICE loop variable must be of an array type

[Description]

An error occurred during execution of the application or command.

[System Processing]

Processing will be aborted.

[Action]

Check the message text and confirm that the application is written correctly and the command is being used correctly.

## 2.26.69 12569

---

### FOREACH loop variable must not be of an array type

[Description]

An error occurred during execution of the application or command.

[System Processing]

Processing will be aborted.

[Action]

Check the message text and confirm that the application is written correctly and the command is being used correctly.

## 2.26.70 12570

---

### cannot use RETURN NEXT in a non-SETOF function

[Description]

An error occurred during execution of the application or command.

[System Processing]

Processing will be aborted.

[Action]

Check the message text and confirm that the application is written correctly and the command is being used correctly.

## 2.26.71 12571

---

### wrong result type supplied in RETURN NEXT

[Description]

An error occurred during execution of the application or command.

[System Processing]

Processing will be aborted.

[Action]

Check the message text and confirm that the application is written correctly and the command is being used correctly.

## 2.26.72 12572

---

### record "@1@" is not assigned yet

[Description]

An error occurred during execution of the application or command.

[System Processing]

Processing will be aborted.

[Action]

Check the message text and confirm that the application is written correctly and the command is being used correctly.

## 2.26.73 12573

---

### wrong record type supplied in RETURN NEXT

[Description]

An error occurred during execution of the application or command.

[System Processing]

Processing will be aborted.

[Action]

Check the message text and confirm that the application is written correctly and the command is being used correctly.

## 2.26.74 12574

---

### RETURN NEXT must have a parameter

[Description]

An error occurred during execution of the application or command.

[System Processing]

Processing will be aborted.

[Action]

Check the message text and confirm that the application is written correctly and the command is being used correctly.

## 2.26.75 12575

---

---

### cannot use RETURN QUERY in a non-SETOF function

[Description]

An error occurred during execution of the application or command.

[System Processing]

Processing will be aborted.

[Action]

Check the message text and confirm that the application is written correctly and the command is being used correctly.

---

## 2.26.76 12576

---

### RAISE without parameters cannot be used outside an exception handler

[Description]

An error occurred during execution of the application or command.

[System Processing]

Processing will be aborted.

[Action]

Check the message text and confirm that the application is written correctly and the command is being used correctly.

---

## 2.26.77 12577

---

### too few parameters specified for RAISE

[Description]

An error occurred during execution of the application or command.

[System Processing]

Processing will be aborted.

[Action]

Check the message text and confirm that the application is written correctly and the command is being used correctly.

---

## 2.26.78 12578

---

### too many parameters specified for RAISE

[Description]

An error occurred during execution of the application or command.

[System Processing]

Processing will be aborted.

[Action]

Check the message text and confirm that the application is written correctly and the command is being used correctly.

---

## 2.26.79 12579

---

### RAISE statement option cannot be null

[Description]

An error occurred during execution of the application or command.

[System Processing]

Processing will be aborted.

[Action]

Check the message text and confirm that the application is written correctly and the command is being used correctly.

## 2.26.80 12580

---

### RAISE option already specified: @1@

[Description]

An error occurred during execution of the application or command.

[System Processing]

Processing will be aborted.

[Action]

Check the message text and confirm that the application is written correctly and the command is being used correctly.

## 2.26.81 12581

---

### cannot COPY to/from client in PL/pgSQL

[Description]

An error occurred during execution of the application or command.

[System Processing]

Processing will be aborted.

[Action]

Check the message text and confirm that the application is written correctly and the command is being used correctly.

## 2.26.82 12582

---

### cannot begin/end transactions in PL/pgSQL

[Description]

An error occurred during execution of the application or command.

[System Processing]

Processing will be aborted.

[Action]

Check the message text and confirm that the application is written correctly and the command is being used correctly.

## 2.26.83 12583

---

### INTO used with a command that cannot return data

[Description]

An error occurred during execution of the application or command.



[System Processing]

Processing will be aborted.

[Action]

Check the message text and confirm that the application is written correctly and the command is being used correctly.

---

## 2.26.84 12584

---

**query returned no rows**

[Description]

An error occurred during execution of the application or command.

[System Processing]

Processing will be aborted.

[Action]

Check the message text and confirm that the application is written correctly and the command is being used correctly.

---

## 2.26.85 12585

---

**query returned more than one row**

[Description]

An error occurred during execution of the application or command.

[System Processing]

Processing will be aborted.

[Action]

Check the message text and confirm that the application is written correctly and the command is being used correctly.

---

## 2.26.86 12586

---

**query has no destination for result data**

[Description]

An error occurred during execution of the application or command.

[System Processing]

Processing will be aborted.

[Action]

Check the message text and confirm that the application is written correctly and the command is being used correctly.

---

## 2.26.87 12587

---

**query string argument of EXECUTE is null**

[Description]

An error occurred during execution of the application or command.

[System Processing]

Processing will be aborted.

[Action]

Check the message text and confirm that the application is written correctly and the command is being used correctly.

## 2.26.88 12588

---

### EXECUTE of SELECT ... INTO is not implemented

[Description]

An error occurred during execution of the application or command.

[System Processing]

Processing will be aborted.

[Action]

Check the message text and confirm that the application is written correctly and the command is being used correctly.

## 2.26.89 12589

---

### cursor variable "@1@" is null

[Description]

An error occurred during execution of the application or command.

[System Processing]

Processing will be aborted.

[Action]

Check the message text and confirm that the application is written correctly and the command is being used correctly.

## 2.26.90 12590

---

### cursor "@1@" does not exist

[Description]

An error occurred during execution of the application or command.

[System Processing]

Processing will be aborted.

[Action]

Check the message text and confirm that the application is written correctly and the command is being used correctly.

## 2.26.91 12591

---

### relative or absolute cursor position is null

[Description]

An error occurred during execution of the application or command.

[System Processing]

Processing will be aborted.

[Action]

Check the message text and confirm that the application is written correctly and the command is being used correctly.

## 2.26.92 12592

---

### null value cannot be assigned to variable "@1@" declared NOT NULL

[Description]

An error occurred during execution of the application or command.

[System Processing]

Processing will be aborted.

[Action]

Check the message text and confirm that the application is written correctly and the command is being used correctly.

## 2.26.93 12593

---

### cannot assign non-composite value to a row variable

[Description]

An error occurred during execution of the application or command.

[System Processing]

Processing will be aborted.

[Action]

Check the message text and confirm that the application is written correctly and the command is being used correctly.

## 2.26.94 12594

---

### cannot assign non-composite value to a record variable

[Description]

An error occurred during execution of the application or command.

[System Processing]

Processing will be aborted.

[Action]

Check the message text and confirm that the application is written correctly and the command is being used correctly.

## 2.26.95 12595

---

### number of array dimensions (@1@) exceeds the maximum allowed (@2@)

[Description]

An error occurred during execution of the application or command.

[System Processing]

Processing will be aborted.

[Action]

Check the message text and confirm that the application is written correctly and the command is being used correctly.

## 2.26.96 12596

---

---

### subscripted object is not an array

[Description]

An error occurred during execution of the application or command.

[System Processing]

Processing will be aborted.

[Action]

Check the message text and confirm that the application is written correctly and the command is being used correctly.

---

## 2.26.97 12597

---

### array subscript in assignment must not be null

[Description]

An error occurred during execution of the application or command.

[System Processing]

Processing will be aborted.

[Action]

Check the message text and confirm that the application is written correctly and the command is being used correctly.

---

## 2.26.98 12598

---

### query "@1@" did not return data

[Description]

An error occurred during execution of the application or command.

[System Processing]

Processing will be aborted.

[Action]

Check the message text and confirm that the application is written correctly and the command is being used correctly.

---

## 2.27 Message Numbers Beginning with 12600

---

### 2.27.1 12600

---

#### row or record variable cannot be NOT NULL

[Description]

An error occurred during execution of the application or command.

[System Processing]

Processing will be aborted.

[Action]

Check the message text and confirm that the application is written correctly and the command is being used correctly.

## 2.27.2 12601

---

### default value for row or record variable is not supported

[Description]

An error occurred during execution of the application or command.

[System Processing]

Processing will be aborted.

[Action]

Check the message text and confirm that the application is written correctly and the command is being used correctly.

## 2.27.3 12603

---

### "@1@" is not a scalar variable

[Description]

An error occurred during execution of the application or command.

[System Processing]

Processing will be aborted.

[Action]

Check the message text and confirm that the application is written correctly and the command is being used correctly.

## 2.27.4 12604

---

### loop variable of loop over rows must be a record or row variable or list of scalar variables

[Description]

An error occurred during execution of the application or command.

[System Processing]

Processing will be aborted.

[Action]

Check the message text and confirm that the application is written correctly and the command is being used correctly.

## 2.27.5 12605

---

### cursor FOR loop must have only one target variable

[Description]

An error occurred during execution of the application or command.

[System Processing]

Processing will be aborted.

[Action]

Check the message text and confirm that the application is written correctly and the command is being used correctly.

## 2.27.6 12606

---

---

### cursor FOR loop must use a bound cursor variable

[Description]

An error occurred during execution of the application or command.

[System Processing]

Processing will be aborted.

[Action]

Check the message text and confirm that the application is written correctly and the command is being used correctly.

---

## 2.27.7 12607

---

### integer FOR loop must have only one target variable

[Description]

An error occurred during execution of the application or command.

[System Processing]

Processing will be aborted.

[Action]

Check the message text and confirm that the application is written correctly and the command is being used correctly.

---

## 2.27.8 12608

---

### cannot specify REVERSE in query FOR loop

[Description]

An error occurred during execution of the application or command.

[System Processing]

Processing will be aborted.

[Action]

Check the message text and confirm that the application is written correctly and the command is being used correctly.

---

## 2.27.9 12609

---

### loop variable of FOREACH must be a known variable or list of variables

[Description]

An error occurred during execution of the application or command.

[System Processing]

Processing will be aborted.

[Action]

Check the message text and confirm that the application is written correctly and the command is being used correctly.

---

## 2.27.10 12610

---

### FETCH statement cannot return multiple rows

[Description]

An error occurred during execution of the application or command.

[System Processing]

Processing will be aborted.

[Action]

Check the message text and confirm that the application is written correctly and the command is being used correctly.

## 2.27.11 12611

---

### cursor variable must be a simple variable

[Description]

An error occurred during execution of the application or command.

[System Processing]

Processing will be aborted.

[Action]

Check the message text and confirm that the application is written correctly and the command is being used correctly.

## 2.27.12 12612

---

### variable "@1@" must be of type cursor or refcursor

[Description]

An error occurred during execution of the application or command.

[System Processing]

Processing will be aborted.

[Action]

Check the message text and confirm that the application is written correctly and the command is being used correctly.

## 2.27.13 12613

---

### "@1@" is not a known variable

[Description]

An error occurred during execution of the application or command.

[System Processing]

Processing will be aborted.

[Action]

Check the message text and confirm that the application is written correctly and the command is being used correctly.

## 2.27.14 12614

---

### missing "@1@" at end of SQL expression

[Description]

An error occurred during execution of the application or command.

[System Processing]

Processing will be aborted.

[Action]

Check the message text and confirm that the application is written correctly and the command is being used correctly.

---

## 2.27.15 12615

---

**missing "@1@" at end of SQL statement**

[Description]

An error occurred during execution of the application or command.

[System Processing]

Processing will be aborted.

[Action]

Check the message text and confirm that the application is written correctly and the command is being used correctly.

---

## 2.27.16 12616

---

**RETURN cannot have a parameter in function returning set**

[Description]

An error occurred during execution of the application or command.

[System Processing]

Processing will be aborted.

[Action]

Check the message text and confirm that the application is written correctly and the command is being used correctly.

---

## 2.27.17 12617

---

**RETURN cannot have a parameter in function with OUT parameters**

[Description]

An error occurred during execution of the application or command.

[System Processing]

Processing will be aborted.

[Action]

Check the message text and confirm that the application is written correctly and the command is being used correctly.

---

## 2.27.18 12618

---

**RETURN cannot have a parameter in function returning void**

[Description]

An error occurred during execution of the application or command.

[System Processing]

Processing will be aborted.



[Action]

Check the message text and confirm that the application is written correctly and the command is being used correctly.

## 2.27.19 12620

---

### **RETURN NEXT cannot have a parameter in function with OUT parameters**

[Description]

An error occurred during execution of the application or command.

[System Processing]

Processing will be aborted.

[Action]

Check the message text and confirm that the application is written correctly and the command is being used correctly.

## 2.27.20 12622

---

### **"@1@" is declared CONSTANT**

[Description]

An error occurred during execution of the application or command.

[System Processing]

Processing will be aborted.

[Action]

Check the message text and confirm that the application is written correctly and the command is being used correctly.

## 2.27.21 12623

---

### **record or row variable cannot be part of multiple-item INTO list**

[Description]

An error occurred during execution of the application or command.

[System Processing]

Processing will be aborted.

[Action]

Check the message text and confirm that the application is written correctly and the command is being used correctly.

## 2.27.22 12624

---

### **too many INTO variables specified**

[Description]

An error occurred during execution of the application or command.

[System Processing]

Processing will be aborted.

[Action]

Check the message text and confirm that the application is written correctly and the command is being used correctly.

## 2.27.23 12625

---

### end label "@1@" specified for unlabeled block

[Description]

An error occurred during execution of the application or command.

[System Processing]

Processing will be aborted.

[Action]

Check the message text and confirm that the application is written correctly and the command is being used correctly.

## 2.27.24 12626

---

### end label "@1@" differs from block's label "@2@"

[Description]

An error occurred during execution of the application or command.

[System Processing]

Processing will be aborted.

[Action]

Check the message text and confirm that the application is written correctly and the command is being used correctly.

## 2.27.25 12627

---

### cursor "@1@" has no arguments

[Description]

An error occurred during execution of the application or command.

[System Processing]

Processing will be aborted.

[Action]

Check the message text and confirm that the application is written correctly and the command is being used correctly.

## 2.27.26 12628

---

### cursor "@1@" has arguments

[Description]

An error occurred during execution of the application or command.

[System Processing]

Processing will be aborted.

[Action]

Check the message text and confirm that the application is written correctly and the command is being used correctly.

## 2.27.27 12629

---

---

### @1@ at end of input

#### [Description]

An error occurred during execution of the application or command.

#### [System Processing]

Processing will be aborted.

#### [Action]

Check the message text and confirm that the application is written correctly and the command is being used correctly.

---

## 2.27.28 12630

---

### unexpected return value from trigger procedure

#### [Description]

An error occurred during execution of the application or command.

#### [System Processing]

Processing will be aborted.

#### [Action]

Check the message text and confirm that the application is written correctly and the command is being used correctly.

---

## 2.27.29 12631

---

### PL/Python trigger function returned "MODIFY" in a DELETE trigger -- ignored

#### [Description]

The application or command terminated normally, but a warning was output.

#### [System Processing]

Processing will continue.

#### [Action]

Check the message text and confirm that the issue does not affect the expected outcome.

---

## 2.27.30 12632

---

### TD["new"] deleted, cannot modify row

#### [Description]

An error occurred during execution of the application or command.

#### [System Processing]

Processing will be aborted.

#### [Action]

Check the message text and confirm that the application is written correctly and the command is being used correctly.

---

## 2.27.31 12633

---

### TD["new"] is not a dictionary

[Description]

An error occurred during execution of the application or command.

[System Processing]

Processing will be aborted.

[Action]

Check the message text and confirm that the application is written correctly and the command is being used correctly.

---

## 2.27.32 12634

---

### TD["new"] dictionary key at ordinal position @1@ is not a string

[Description]

An error occurred during execution of the application or command.

[System Processing]

Processing will be aborted.

[Action]

Check the message text and confirm that the application is written correctly and the command is being used correctly.

---

## 2.27.33 12635

---

### key "@1@" found in TD["new"] does not exist as a column in the triggering row

[Description]

An error occurred during execution of the application or command.

[System Processing]

Processing will be aborted.

[Action]

Check the message text and confirm that the application is written correctly and the command is being used correctly.

---

## 2.27.34 12636

---

### unsupported set function return mode

[Description]

An error occurred during execution of the application or command.

[System Processing]

Processing will be aborted.

[Action]

Check the message text and confirm that the application is written correctly and the command is being used correctly.

---

## 2.27.35 12637

---

### returned object cannot be iterated

[Description]

An error occurred during execution of the application or command.

[System Processing]

Processing will be aborted.

[Action]

Check the message text and confirm that the application is written correctly and the command is being used correctly.

---

## 2.27.36 12638

---

**PL/Python function with return type "void" did not return None**

[Description]

An error occurred during execution of the application or command.

[System Processing]

Processing will be aborted.

[Action]

Check the message text and confirm that the application is written correctly and the command is being used correctly.

---

## 2.27.37 12639

---

**forcibly aborting a subtransaction that has not been exited**

[Description]

The application or command terminated normally, but a warning was output.

[System Processing]

Processing will continue.

[Action]

Check the message text and confirm that the issue does not affect the expected outcome.

---

## 2.27.38 12640

---

**function returning record called in context that cannot accept type record**

[Description]

An error occurred during execution of the application or command.

[System Processing]

Processing will be aborted.

[Action]

Check the message text and confirm that the application is written correctly and the command is being used correctly.

---

## 2.27.39 12641

---

**trigger functions can only be called as triggers**

[Description]

An error occurred during execution of the application or command.

[System Processing]

Processing will be aborted.

[Action]

Check the message text and confirm that the application is written correctly and the command is being used correctly.

## 2.27.40 12642

---

### PL/Python functions cannot return type @1@

[Description]

An error occurred during execution of the application or command.

[System Processing]

Processing will be aborted.

[Action]

Check the message text and confirm that the application is written correctly and the command is being used correctly.

## 2.27.41 12643

---

### PL/Python functions cannot accept type @1@

[Description]

An error occurred during execution of the application or command.

[System Processing]

Processing will be aborted.

[Action]

Check the message text and confirm that the application is written correctly and the command is being used correctly.

## 2.27.42 12645

---

### could not convert Python object into cstring: Python string representation appears to contain null bytes

[Description]

An error occurred during execution of the application or command.

[System Processing]

Processing will be aborted.

[Action]

Check the message text and confirm that the application is written correctly and the command is being used correctly.

## 2.27.43 12646

---

### key "@1@" not found in mapping

[Description]

An error occurred during execution of the application or command.

[System Processing]

Processing will be aborted.

[Action]

Check the message text and confirm that the application is written correctly and the command is being used correctly.

## 2.27.44 12647

---

### length of returned sequence did not match number of columns in row

[Description]

An error occurred during execution of the application or command.

[System Processing]

Processing will be aborted.

[Action]

Check the message text and confirm that the application is written correctly and the command is being used correctly.

## 2.27.45 12648

---

### attribute "@1@" does not exist in Python object

[Description]

An error occurred during execution of the application or command.

[System Processing]

Processing will be aborted.

[Action]

Check the message text and confirm that the application is written correctly and the command is being used correctly.

## 2.27.46 12649

---

### ply.prepare: type name at ordinal position @1@ is not a string

[Description]

An error occurred during execution of the application or command.

[System Processing]

Processing will be aborted.

[Action]

Check the message text and confirm that the application is written correctly and the command is being used correctly.

## 2.27.47 12652

---

### @1@

[Description]

An error occurred during execution of the application or command.

[System Processing]

Processing will be aborted.

[Action]

Check the message text and confirm that the application is written correctly and the command is being used correctly.

## 2.27.48 12653

---

---

@1@

[Description]

An error occurred during execution of the application or command.

[System Processing]

Processing will be aborted.

[Action]

Check the message text and confirm that the application is written correctly and the command is being used correctly.

---

## 2.27.49 12655

---

**trigger functions can only be called as triggers**

[Description]

An error occurred during execution of the application or command.

[System Processing]

Processing will be aborted.

[Action]

Check the message text and confirm that the application is written correctly and the command is being used correctly.

---

## 2.27.50 12656

---

**PL/Tcl functions cannot return type @1@**

[Description]

An error occurred during execution of the application or command.

[System Processing]

Processing will be aborted.

[Action]

Check the message text and confirm that the application is written correctly and the command is being used correctly.

---

## 2.28 Message Numbers Beginning with 12700

---

### 2.28.1 12704

---

**function "@1@" does not exist**

[Description]

An unexpected error occurred.

[System Processing]

Processing will be aborted.

[Action]

Contact Fujitsu technical support.



## 2.28.2 12725

---

### operator @1@ is not a valid ordering operator

[Description]

An unexpected error occurred.

[System Processing]

Processing will be aborted.

[Action]

Contact Fujitsu technical support.

## 2.29 Message Numbers Beginning with 12900

---

### 2.29.1 12908

---

#### could not remove cache file "@1@": @2@

[Description]

An error occurred during I/O processing in the database server.

[System Processing]

Processing will be aborted.

[Action]

To investigate the cause of the occurrence from the message, and remove cause.

### 2.29.2 12909

---

#### could not open tablespace directory "@1@": @2@

[Description]

An error occurred during I/O processing in the database server.

[System Processing]

Processing will be aborted.

[Action]

To investigate the cause of the occurrence from the message, and remove cause.

## 2.30 Message Numbers Beginning with 13000

---

### 2.30.1 13092

---

#### too few arguments for format()

[Description]

An error occurred during execution of the application or command.

[System Processing]

Processing will be aborted.

[Action]

Check the message text and confirm that the application is written correctly and the command is being used correctly.

---

## 2.30.2 13094

---

### null values cannot be formatted as an SQL identifier

[Description]

An error occurred during execution of the application or command.

[System Processing]

Processing will be aborted.

[Action]

Check the message text and confirm that the application is written correctly and the command is being used correctly.

---

## 2.31 Message Numbers Beginning with 13300

---

---

### 2.31.1 13359

---

#### online backup was canceled, recovery cannot continue

[Description]

An unexpected error occurred.

[System Processing]

Processing will be aborted.

[Action]

Contact Fujitsu technical support.

---

### 2.31.2 13362

---

#### online backup mode canceled

[Description]

Terminated normally.

[System Processing]

Continues processing.

[Action]

No action required.

---

### 2.31.3 13363

---

#### online backup mode was not canceled

[Description]

The application or command terminated normally, but a warning was output.

[System Processing]

Processing will continue.

[Action]

Check the message text and confirm that the issue does not affect the expected outcome.

## 2.32 Message Numbers Beginning with 13400

---

### 2.32.1 13449

---

**cannot convert whole-row table reference**

[Description]

An error occurred during execution of the application or command.

[System Processing]

Processing will be aborted.

[Action]

Check the message text and confirm that the application is written correctly and the command is being used correctly.

### 2.32.2 13452

---

**cannot alter type "@1@" because column "@2@.@3@" uses it**

[Description]

An error occurred during execution of the application or command.

[System Processing]

Processing will be aborted.

[Action]

Check the message text and confirm that the application is written correctly and the command is being used correctly.

### 2.32.3 13453

---

**cannot alter foreign table "@1@" because column "@2@.@3@" uses its row type**

[Description]

An error occurred during execution of the application or command.

[System Processing]

Processing will be aborted.

[Action]

Check the message text and confirm that the application is written correctly and the command is being used correctly.

### 2.32.4 13454

---

**cannot alter table "@1@" because column "@2@.@3@" uses its row type**

[Description]

An error occurred during execution of the application or command.

[System Processing]

Processing will be aborted.

[Action]

Check the message text and confirm that the application is written correctly and the command is being used correctly.

## 2.32.5 13478

---

### parameter "lc\_ctype" must be specified

[Description]

An error occurred during execution of the application or command.

[System Processing]

Processing will be aborted.

[Action]

Check the message text and confirm that the application is written correctly and the command is being used correctly.

## 2.32.6 13481

---

### operator family "@1@" does not exist for access method "@2@"

[Description]

The application or command terminated normally, but a warning was output.

[System Processing]

Processing will continue.

[Action]

Check the message text and confirm that the issue does not affect the expected outcome.

## 2.32.7 13490

---

### directories for tablespace @1@ could not be removed

[Description]

The application or command terminated normally, but a warning was output.

[System Processing]

Processing will continue.

[Action]

Check the message text and confirm that the issue does not affect the expected outcome.

## 2.32.8 13497

---

### cannot drop extension "@1@" because it is being modified

[Description]

An error occurred during execution of the application or command.

[System Processing]

Processing will be aborted.

[Action]

Check the message text and confirm that the application is written correctly and the command is being used correctly.

## 2.32.9 13499

---

### @1@ can only be called from an SQL script executed by CREATE EXTENSION

[Description]

An error occurred during execution of the application or command.

[System Processing]

Processing will be aborted.

[Action]

Check the message text and confirm that the application is written correctly and the command is being used correctly.

## 2.33 Message Numbers Beginning with 13500

---

### 2.33.1 13508

---

#### must be superuser to set schema of @1@

[Description]

An error occurred during execution of the application or command.

[System Processing]

Processing will be aborted.

[Action]

Check the message text and confirm that the application is written correctly and the command is being used correctly.

### 2.33.2 13580

---

#### cannot PREPARE while holding both session-level and transaction-level locks on the same object

[Description]

An error occurred during execution of the application or command.

[System Processing]

Processing will be aborted.

[Action]

Check the message text and confirm that the application is written correctly and the command is being used correctly.

### 2.33.3 13589

---

#### sending cancel to blocking autovacuum PID @1@

[Description]

Terminated normally.

[System Processing]

Continues processing.

[Action]

No action required.

## 2.33.4 13597

---

### not enough elements in RWConflictPool to record a read/write conflict

#### [Description]

There was insufficient free space in the server's memory during execution of the application.

#### [System Processing]

Processing will be aborted.

#### [Action]

Estimate memory usage and take the following action:

- If the number of simultaneous connections from client applications is high, reduce it.
- If the number of simultaneous SQL executions is high, reduce it.

## 2.33.5 13598

---

### not enough elements in RWConflictPool to record a potential read/write conflict

#### [Description]

There was insufficient free space in the server's memory during execution of the application.

#### [System Processing]

Processing will be aborted.

#### [Action]

Estimate memory usage and take the following action:

- If the number of simultaneous connections from client applications is high, reduce it.
- If the number of simultaneous SQL executions is high, reduce it.

## 2.34 Message Numbers Beginning with 13700

---

### 2.34.1 13761

---

#### cannot move extension "@1@" into schema "@2@" because the extension contains the schema

#### [Description]

An error occurred during execution of the application or command.

#### [System Processing]

Processing will be aborted.

#### [Action]

Check the message text and confirm that the application is written correctly and the command is being used correctly.

## 2.35 Message Numbers Beginning with 13800

---

### 2.35.1 13833

---

#### column @1@

[Description]

Terminated normally.

[System Processing]

Continues processing.

[Action]

No action required.

## 2.35.2 13860

---

### symbolic link "@1@" target is too long

[Description]

The application or command terminated normally, but a warning was output.

[System Processing]

Processing will continue.

[Action]

Check the message text and confirm that the issue does not affect the expected outcome.

## 2.35.3 13864

---

### unexpected message type "@1@"

[Description]

An error occurred during communication between the application and the database server.

[System Processing]

Processing will be aborted.

[Action]

Check if there are any problems in the network, eliminate the cause of any error and re-execute the command.

## 2.35.4 13884

---

### could not create signal listener pipe for PID @1@: error code @2@

[Description]

An unexpected error occurred.

[System Processing]

Processing will be aborted.

[Action]

Contact Fujitsu technical support.

## 2.36 Message Numbers Beginning with 13900

---

### 2.36.1 13922

---

#### could not close handle to backend parameter variables: error code @1@

[Description]

The application or command terminated normally, but a warning was output.

[System Processing]

Processing will continue.

[Action]

Check the message text and confirm that the issue does not affect the expected outcome.

---

## 2.36.2 13941

---

### conflicting constraint properties

[Description]

An error occurred during execution of the application or command.

[System Processing]

Processing will be aborted.

[Action]

Check the message text and confirm that the application is written correctly and the command is being used correctly.

---

## 2.36.3 13943

---

### @1@ constraints cannot be marked DEFERRABLE

[Description]

An error occurred during execution of the application or command.

[System Processing]

Processing will be aborted.

[Action]

Check the message text and confirm that the application is written correctly and the command is being used correctly.

---

## 2.36.4 13944

---

### @1@ constraints cannot be marked NOT VALID

[Description]

An error occurred during execution of the application or command.

[System Processing]

Processing will be aborted.

[Action]

Check the message text and confirm that the application is written correctly and the command is being used correctly.

---

## 2.37 Message Numbers Beginning with 14000

---

---

### 2.37.1 14024

---



---

### column name must be qualified

[Description]

An error occurred during execution of the application or command.

[System Processing]

Processing will be aborted.

[Action]

Check the message text and confirm that the application is written correctly and the command is being used correctly.

---

## 2.37.2 14028

---

### cannot create relations in temporary schemas of other sessions

[Description]

An error occurred during execution of the application or command.

[System Processing]

Processing will be aborted.

[Action]

Check the message text and confirm that the application is written correctly and the command is being used correctly.

---

## 2.37.3 14029

---

### cannot create temporary relation in non-temporary schema

[Description]

An error occurred during execution of the application or command.

[System Processing]

Processing will be aborted.

[Action]

Check the message text and confirm that the application is written correctly and the command is being used correctly.

---

## 2.37.4 14030

---

### only temporary relations may be created in temporary schemas

[Description]

An error occurred during execution of the application or command.

[System Processing]

Processing will be aborted.

[Action]

Check the message text and confirm that the application is written correctly and the command is being used correctly.

---

## 2.37.5 14042

---

### cannot reassign ownership of objects owned by @1@ because they are required by the database system

[Description]

An error occurred during execution of the application or command.

[System Processing]

Processing will be aborted.

[Action]

Check the message text and confirm that the application is written correctly and the command is being used correctly.

---

## 2.38 Message Numbers Beginning with 14100

---

### 2.38.1 14104

---

**cannot convert Perl array to non-array type @1@**

[Description]

An error occurred during execution of the application or command.

[System Processing]

Processing will be aborted.

[Action]

Check the message text and confirm that the application is written correctly and the command is being used correctly.

---

### 2.38.2 14105

---

**cannot convert Perl hash to non-composite type @1@**

[Description]

An error occurred during execution of the application or command.

[System Processing]

Processing will be aborted.

[Action]

Check the message text and confirm that the application is written correctly and the command is being used correctly.

---

## 2.39 Message Numbers Beginning with 14200

---

### 2.39.1 14211

---

**PL/Tcl functions cannot accept type @1@**

[Description]

An error occurred during execution of the application or command.

[System Processing]

Processing will be aborted.

[Action]

Check the message text and confirm that the application is written correctly and the command is being used correctly.

## 2.39.2 14218

---

### "@1@" is a table

#### [Description]

An error occurred during execution of the application or command.

#### [System Processing]

Processing will be aborted.

#### [Action]

Check the message text and confirm that the application is written correctly and the command is being used correctly.

## 2.39.3 14282

---

### cannot add schema "@1@" to extension "@2@" because the schema contains the extension

#### [Description]

An error occurred during execution of the application or command.

#### [System Processing]

Processing will be aborted.

#### [Action]

Check the message text and confirm that the application is written correctly and the command is being used correctly.

## 2.39.4 14284

---

### could not identify current directory: @1@

#### [Description]

An unexpected error occurred.

#### [System Processing]

Processing will be aborted.

#### [Action]

Contact Fujitsu technical support.

## 2.39.5 14285

---

### invalid binary "@1@"

#### [Description]

An unexpected error occurred.

#### [System Processing]

Processing will be aborted.

#### [Action]

Contact Fujitsu technical support.

## 2.39.6 14286

---

---

### could not read binary "@1@"

[Description]

An unexpected error occurred.

[System Processing]

Processing will be aborted.

[Action]

Contact Fujitsu technical support.

---

## 2.39.7 14287

---

### could not find a "@1@" to execute

[Description]

An unexpected error occurred.

[System Processing]

Processing will be aborted.

[Action]

Contact Fujitsu technical support.

---

## 2.39.8 14289

---

### could not read symbolic link "@1@"

[Description]

An unexpected error occurred.

[System Processing]

Processing will be aborted.

[Action]

Contact Fujitsu technical support.

---

## 2.39.9 14290

---

### child process exited with exit code @1@

[Description]

An unexpected error occurred.

[System Processing]

Processing will be aborted.

[Action]

Contact Fujitsu technical support.

---

## 2.39.10 14291

---

### child process was terminated by exception 0x@1@

[Description]

An unexpected error occurred.

[System Processing]

Processing will be aborted.

[Action]

Contact Fujitsu technical support.

## 2.39.11 14292

---

### child process was terminated by signal @1@: @2@

[Description]

An unexpected error occurred.

[System Processing]

Processing will be aborted.

[Action]

Contact Fujitsu technical support.

## 2.39.12 14294

---

### child process exited with unrecognized status @1@

[Description]

An unexpected error occurred.

[System Processing]

Processing will be aborted.

[Action]

Contact Fujitsu technical support.

## 2.39.13 14295

---

### could not identify current directory: @1@

[Description]

An unexpected error occurred.

[System Processing]

Processing will be aborted.

[Action]

Contact Fujitsu technical support.

## 2.39.14 14296

---

### invalid binary "@1@"

[Description]

An unexpected error occurred.

[System Processing]

Processing will be aborted.

[Action]

Contact Fujitsu technical support.

---

## 2.39.15 14297

---

**could not read binary "@1@"**

[Description]

An unexpected error occurred.

[System Processing]

Processing will be aborted.

[Action]

Contact Fujitsu technical support.

---

## 2.39.16 14298

---

**could not find a "@1@" to execute**

[Description]

An unexpected error occurred.

[System Processing]

Processing will be aborted.

[Action]

Contact Fujitsu technical support.

---

## 2.39.17 14299

---

**could not change directory to "@1@": @2@**

[Description]

An unexpected error occurred.

[System Processing]

Processing will be aborted.

[Action]

Contact Fujitsu technical support.

---

## 2.40 Message Numbers Beginning with 14300

---

---

### 2.40.1 14300

---

**could not read symbolic link "@1@": @2@**

[Description]

An unexpected error occurred.

[System Processing]

Processing will be aborted.

[Action]

Contact Fujitsu technical support.

## 2.40.2 14301

---

### child process exited with exit code @1@

[Description]

An unexpected error occurred.

[System Processing]

Processing will be aborted.

[Action]

Contact Fujitsu technical support.

## 2.40.3 14302

---

### child process was terminated by exception 0x@1@

[Description]

An unexpected error occurred.

[System Processing]

Processing will be aborted.

[Action]

Contact Fujitsu technical support.

## 2.40.4 14303

---

### child process was terminated by signal @1@

[Description]

An unexpected error occurred.

[System Processing]

Processing will be aborted.

[Action]

Contact Fujitsu technical support.

## 2.40.5 14304

---

### child process was terminated by signal @1@: @2@

[Description]

An unexpected error occurred.

[System Processing]

Processing will be aborted.

[Action]

Contact Fujitsu technical support.

## 2.40.6 14305

---

### child process exited with unrecognized status @1@

[Description]

An unexpected error occurred.

[System Processing]

Processing will be aborted.

[Action]

Contact Fujitsu technical support.

## 2.40.7 14306

---

### could not identify current directory: @1@

[Description]

An unexpected error occurred.

[System Processing]

Processing will be aborted.

[Action]

Contact Fujitsu technical support.

## 2.40.8 14307

---

### invalid binary "@1@"

[Description]

An unexpected error occurred.

[System Processing]

Processing will be aborted.

[Action]

Contact Fujitsu technical support.

## 2.40.9 14308

---

### could not read binary "@1@"

[Description]

An unexpected error occurred.

[System Processing]

Processing will be aborted.

[Action]

Contact Fujitsu technical support.



## 2.40.10 14309

---

### could not find a "@1@" to execute

[Description]

An unexpected error occurred.

[System Processing]

Processing will be aborted.

[Action]

Contact Fujitsu technical support.

## 2.40.11 14310

---

### could not change directory to "@1@": @2@

[Description]

An unexpected error occurred.

[System Processing]

Processing will be aborted.

[Action]

Contact Fujitsu technical support.

## 2.40.12 14311

---

### could not read symbolic link "@1@": @2@

[Description]

An unexpected error occurred.

[System Processing]

Processing will be aborted.

[Action]

Contact Fujitsu technical support.

## 2.40.13 14318

---

### could not identify current directory: @1@

[Description]

An unexpected error occurred.

[System Processing]

Processing will be aborted.

[Action]

Contact Fujitsu technical support.

## 2.40.14 14319

---

---

### invalid binary "@1@"

[Description]

An unexpected error occurred.

[System Processing]

Processing will be aborted.

[Action]

Contact Fujitsu technical support.

---

## 2.40.15 14320

---

### could not read binary "@1@"

[Description]

An unexpected error occurred.

[System Processing]

Processing will be aborted.

[Action]

Contact Fujitsu technical support.

---

## 2.40.16 14321

---

### could not find a "@1@" to execute

[Description]

An unexpected error occurred.

[System Processing]

Processing will be aborted.

[Action]

Contact Fujitsu technical support.

---

## 2.40.17 14322

---

### could not change directory to "@1@": @2@

[Description]

An unexpected error occurred.

[System Processing]

Processing will be aborted.

[Action]

Contact Fujitsu technical support.

---

## 2.40.18 14323

---

### could not read symbolic link "@1@": @2@

[Description]

An unexpected error occurred.

[System Processing]

Processing will be aborted.

[Action]

Contact Fujitsu technical support.

## 2.40.19 14324

---

### child process exited with exit code @1@

[Description]

An unexpected error occurred.

[System Processing]

Processing will be aborted.

[Action]

Contact Fujitsu technical support.

## 2.40.20 14325

---

### child process was terminated by exception 0x@1@

[Description]

An unexpected error occurred.

[System Processing]

Processing will be aborted.

[Action]

Contact Fujitsu technical support.

## 2.40.21 14326

---

### child process was terminated by signal @1@: @2@

[Description]

An unexpected error occurred.

[System Processing]

Processing will be aborted.

[Action]

Contact Fujitsu technical support.

## 2.40.22 14328

---

### auto-open of the keystore has been enabled

[Description]

Enabled automatic opening of the keystore.

[System Processing]

Continues processing.

[Action]

No action required.

## 2.40.23 14329

---

**could not identify current directory: @1@**

[Description]

An unexpected error occurred.

[System Processing]

Processing will be aborted.

[Action]

Contact Fujitsu technical support.

## 2.40.24 14330

---

**invalid binary "@1@"**

[Description]

An unexpected error occurred.

[System Processing]

Processing will be aborted.

[Action]

Contact Fujitsu technical support.

## 2.40.25 14331

---

**could not read binary "@1@"**

[Description]

An unexpected error occurred.

[System Processing]

Processing will be aborted.

[Action]

Contact Fujitsu technical support.

## 2.40.26 14332

---

**could not find a "@1@" to execute**

[Description]

An unexpected error occurred.

[System Processing]

Processing will be aborted.

[Action]

Contact Fujitsu technical support.

## 2.40.27 14333

---

### could not change directory to "@1@": @2@

[Description]

An unexpected error occurred.

[System Processing]

Processing will be aborted.

[Action]

Contact Fujitsu technical support.

## 2.40.28 14334

---

### could not read symbolic link "@1@": @2@

[Description]

An unexpected error occurred.

[System Processing]

Processing will be aborted.

[Action]

Contact Fujitsu technical support.

## 2.40.29 14335

---

### child process exited with exit code @1@

[Description]

An unexpected error occurred.

[System Processing]

Processing will be aborted.

[Action]

Contact Fujitsu technical support.

## 2.40.30 14336

---

### child process was terminated by exception 0x@1@

[Description]

An unexpected error occurred.

[System Processing]

Processing will be aborted.

[Action]

Contact Fujitsu technical support.

## 2.40.31 14337

---

**child process was terminated by signal @1@: @2@**

[Description]

An unexpected error occurred.

[System Processing]

Processing will be aborted.

[Action]

Contact Fujitsu technical support.

## 2.40.32 14339

---

**@1@: no database directory specified and environment variable PGDATA unset**

[Description]

An unexpected error occurred.

[System Processing]

Processing will be aborted.

[Action]

Contact Fujitsu technical support.

## 2.40.33 14340

---

**could not identify current directory: @1@**

[Description]

An unexpected error occurred.

[System Processing]

Processing will be aborted.

[Action]

Contact Fujitsu technical support.

## 2.40.34 14341

---

**invalid binary "@1@"**

[Description]

An unexpected error occurred.

[System Processing]

Processing will be aborted.

[Action]

Contact Fujitsu technical support.

## 2.40.35 14342

---

---

### could not read binary "@1@"

[Description]

An unexpected error occurred.

[System Processing]

Processing will be aborted.

[Action]

Contact Fujitsu technical support.

---

## 2.40.36 14343

---

### could not find a "@1@" to execute

[Description]

An unexpected error occurred.

[System Processing]

Processing will be aborted.

[Action]

Contact Fujitsu technical support.

---

## 2.40.37 14344

---

### could not change directory to "@1@": @2@

[Description]

An unexpected error occurred.

[System Processing]

Processing will be aborted.

[Action]

Contact Fujitsu technical support.

---

## 2.40.38 14345

---

### could not read symbolic link "@1@"

[Description]

An unexpected error occurred.

[System Processing]

Processing will be aborted.

[Action]

Contact Fujitsu technical support.

---

## 2.40.39 14346

---

### child process exited with exit code @1@

[Description]

An unexpected error occurred.

[System Processing]

Processing will be aborted.

[Action]

Contact Fujitsu technical support.

## 2.40.40 14347

---

### child process was terminated by exception 0x@1@

[Description]

An unexpected error occurred.

[System Processing]

Processing will be aborted.

[Action]

Contact Fujitsu technical support.

## 2.40.41 14348

---

### child process was terminated by signal @1@: @2@

[Description]

An unexpected error occurred.

[System Processing]

Processing will be aborted.

[Action]

Contact Fujitsu technical support.

## 2.40.42 14351

---

### could not access directory for core file "@1@": @2@

[Description]

An error occurred during I/O processing in the database server.

[System Processing]

Processing will be aborted.

[Action]

To investigate the cause of the occurrence from the message, and remove cause.

## 2.40.43 14352

---

### path specified by configuration parameter "@1@" is invalid: "@2@"

[Description]

An error occurred during execution of the application or command.



[System Processing]

Processing will be aborted.

[Action]

Check the message text and confirm that the application is written correctly and the command is being used correctly.

---

## 2.40.44 14353

---

**WAL archiving is not active**

[Description]

An error occurred during execution of the application or command.

[System Processing]

Processing will be aborted.

[Action]

Check the message text and confirm that the application is written correctly and the command is being used correctly.

---

## 2.40.45 14354

---

**could not set permissions on path specified by configuration parameter "@1 @": "@2 @": @3 @**

[Description]

An error occurred during I/O processing in the database server.

[System Processing]

Processing will be aborted.

[Action]

To investigate the cause of the occurrence from the message, and remove cause.

---

## 2.40.46 14366

---

**a failure has occurred while multiplexing transaction log files**

[Description]

An error occurred during I/O processing in the database server.

[System Processing]

Processing will be aborted.

[Action]

To investigate the cause of the occurrence from the message, and remove cause.

---

## 2.40.47 14367

---

**multiplexing of transaction log files has been stopped**

[Description]

Terminated normally.

[System Processing]

Continues processing.

[Action]

No action required.

## 2.40.48 14368

---

### must be superuser to control WAL multiplexing

[Description]

An error occurred during execution of the application or command.

[System Processing]

Processing will be aborted.

[Action]

Check the message text and confirm that the application is written correctly and the command is being used correctly.

## 2.40.49 14369

---

### WAL multiplexing is not configured

[Description]

An error occurred during execution of the application or command.

[System Processing]

Processing will be aborted.

[Action]

Check the message text and confirm that the application is written correctly and the command is being used correctly.

## 2.40.50 14370

---

### WAL multiplexing is already paused

[Description]

An error occurred during execution of the application or command.

[System Processing]

Processing will be aborted.

[Action]

Check the message text and confirm that the application is written correctly and the command is being used correctly.

## 2.40.51 14371

---

### WAL multiplexing is not paused

[Description]

An error occurred during execution of the application or command.

[System Processing]

Processing will be aborted.

[Action]

Check the message text and confirm that the application is written correctly and the command is being used correctly.

## 2.40.52 14372

---

**could not fork XLog multiplexer process: @1@**

[Description]

An error occurred.

[System Processing]

Processing will be aborted.

[Action]

To investigate the cause of the occurrence from the message, and remove cause.

## 2.40.53 14373

---

**could not set junction for "@1@": @2@**

[Description]

An error occurred.

[System Processing]

Processing will be aborted.

[Action]

To investigate the cause of the occurrence from the message, and remove cause.

## 2.40.54 14374

---

**could not set junction for "@1@": @2@**

[Description]

An error occurred.

[System Processing]

Processing will be aborted.

[Action]

To investigate the cause of the occurrence from the message, and remove cause.

## 2.40.55 14375

---

**could not remove file or directory "@1@": @2@**

[Description]

The application or command terminated normally, but a warning was output.

[System Processing]

Processing will continue.

[Action]

Check the message text and confirm that the issue does not affect the expected outcome.

## 2.40.56 14376

---

---

### could not remove file "@1@": @2@

[Description]

An error occurred during I/O processing in the database server.

[System Processing]

Processing will be aborted.

[Action]

To investigate the cause of the occurrence from the message, and remove cause.

---

## 2.40.57 14377

---

### could not set junction for "@1@": @2@

[Description]

An error occurred.

[System Processing]

Processing will be aborted.

[Action]

To investigate the cause of the occurrence from the message, and remove cause.

---

## 2.40.58 14378

---

### could not get junction for "@1@": @2@

[Description]

An error occurred.

[System Processing]

Processing will be aborted.

[Action]

To investigate the cause of the occurrence from the message, and remove cause.

---

## 2.40.59 14379

---

### could not open directory "@1@": @2@

[Description]

The application or command terminated normally, but a warning was output.

[System Processing]

Processing will continue.

[Action]

Check the message text and confirm that the issue does not affect the expected outcome.

---

## 2.40.60 14380

---

### could not read directory "@1@": @2@

[Description]

The application or command terminated normally, but a warning was output.

[System Processing]

Processing will continue.

[Action]

Check the message text and confirm that the issue does not affect the expected outcome.

## 2.40.61 14381

---

### could not stat file or directory "@1@": @2@

[Description]

The application or command terminated normally, but a warning was output.

[System Processing]

Processing will continue.

[Action]

Check the message text and confirm that the issue does not affect the expected outcome.

## 2.40.62 14384

---

### could not determine encoding for locale "@1@": codeset is "@2@"

[Description]

The application or command terminated normally, but a warning was output.

[System Processing]

Processing will continue.

[Action]

Check the message text and confirm that the issue does not affect the expected outcome.

## 2.40.63 14385

---

### could not remove file or directory "@1@": @2@

[Description]

The application or command terminated normally, but a warning was output.

[System Processing]

Processing will continue.

[Action]

Check the message text and confirm that the issue does not affect the expected outcome.

## 2.40.64 14388

---

### @1@ at or near "@2@"

[Description]

An error occurred during execution of the application or command.

[System Processing]

Processing will be aborted.

[Action]

Check the message text and confirm that the application is written correctly and the command is being used correctly.

## 2.40.65 14390

---

**query "@1@" returned more than one row**

[Description]

An error occurred during execution of the application or command.

[System Processing]

Processing will be aborted.

[Action]

Check the message text and confirm that the application is written correctly and the command is being used correctly.

## 2.40.66 14391

---

**query "@1@" is not a SELECT**

[Description]

An error occurred during execution of the application or command.

[System Processing]

Processing will be aborted.

[Action]

Check the message text and confirm that the application is written correctly and the command is being used correctly.

## 2.40.67 14392

---

**block label must be placed before DECLARE, not after**

[Description]

An error occurred during execution of the application or command.

[System Processing]

Processing will be aborted.

[Action]

Check the message text and confirm that the application is written correctly and the command is being used correctly.

## 2.40.68 14393

---

**collations are not supported by type @1@**

[Description]

An error occurred during execution of the application or command.

[System Processing]

Processing will be aborted.

[Action]

Check the message text and confirm that the application is written correctly and the command is being used correctly.

## 2.40.69 14394

---

### row or record variable cannot be CONSTANT

[Description]

An error occurred during execution of the application or command.

[System Processing]

Processing will be aborted.

[Action]

Check the message text and confirm that the application is written correctly and the command is being used correctly.

## 2.40.70 14395

---

### cannot use serializable mode in a hot standby

[Description]

An error occurred during execution of the application or command.

[System Processing]

Processing will be aborted.

[Action]

Check the message text and confirm that the application is written correctly and the command is being used correctly.

## 2.41 Message Numbers Beginning with 14400

---

### 2.41.1 14419

---

#### could not write lock file "@1@": @2@

[Description]

An error occurred during I/O processing in the database server.

[System Processing]

Processing will be aborted.

[Action]

To investigate the cause of the occurrence from the message, and remove cause.

### 2.41.2 14421

---

#### Expected 1 tuple with 2 fields, got @1@ tuples with @2@ fields.

[Description]

An unexpected error occurred.

[System Processing]

Processing will be aborted.

[Action]

Contact Fujitsu technical support.

### 2.41.3 14422

---

**The primary's identifier is @1@, the standby's identifier is @2@.**

[Description]

An error occurred during I/O processing in the database server.

[System Processing]

Processing will be aborted.

[Action]

To investigate the cause of the occurrence from the message, and remove cause.

### 2.41.4 14423

---

**The transaction has already committed locally, but might not have been replicated to the standby.**

[Description]

Supplementary information was output.

[System Processing]

None.

[Action]

Refer to this message together with the message that was output immediately beforehand.

### 2.41.5 14424

---

**You can choose the collation by applying the COLLATE clause to one or both expressions.**

[Description]

Supplementary information was output.

[System Processing]

None.

[Action]

Refer to this message together with the message that was output immediately beforehand.

### 2.41.6 14425

---

**Query has too few columns.**

[Description]

Supplementary information was output.

[System Processing]

None.

[Action]

Refer to this message together with the message that was output immediately beforehand.



## 2.41.7 14426

---

**Cannot cast type @1@ to @2@ in column @3@.**

[Description]

Supplementary information was output.

[System Processing]

None.

[Action]

Refer to this message together with the message that was output immediately beforehand.

## 2.41.8 14427

---

**Query has too many columns.**

[Description]

Supplementary information was output.

[System Processing]

None.

[Action]

Refer to this message together with the message that was output immediately beforehand.

## 2.41.9 14430

---

**No aggregate function matches the given name and argument types. Perhaps you misplaced ORDER BY; ORDER BY must appear after all regular arguments of the aggregate.**

[Description]

Supplementary information was output.

[System Processing]

None.

[Action]

Refer to this message together with the message that was output immediately beforehand.

## 2.41.10 14431

---

**No function matches the given name and argument types. You might need to add explicit type casts.**

[Description]

Supplementary information was output.

[System Processing]

None.

[Action]

Refer to this message together with the message that was output immediately beforehand.

## 2.41.11 14432

---

**There is a WITH item named "@1@", but it cannot be referenced from this part of the query.**

[Description]

Supplementary information was output.

[System Processing]

None.

[Action]

Refer to this message together with the message that was output immediately beforehand.

## 2.41.12 14433

---

**Use WITH RECURSIVE, or re-order the WITH items to remove forward references.**

[Description]

Supplementary information was output.

[System Processing]

None.

[Action]

Refer to this message together with the message that was output immediately beforehand.

## 2.41.13 14434

---

**Perhaps you meant to reference the table alias "@1@".**

[Description]

Supplementary information was output.

[System Processing]

None.

[Action]

Refer to this message together with the message that was output immediately beforehand.

## 2.41.14 14435

---

**There is an entry for table "@1@", but it cannot be referenced from this part of the query.**

[Description]

Supplementary information was output.

[System Processing]

None.

[Action]

Refer to this message together with the message that was output immediately beforehand.

## 2.41.15 14436

---

---

**String constants with Unicode escapes cannot be used when `standard_conforming_strings` is off.**

[Description]

Supplementary information was output.

[System Processing]

None.

[Action]

Refer to this message together with the message that was output immediately beforehand.

---

## 2.41.16 14437

---

**Unicode escapes must be `\uXXXX` or `\UXXXXXXXX`.**

[Description]

Supplementary information was output.

[System Processing]

None.

[Action]

Refer to this message together with the message that was output immediately beforehand.

---

## 2.41.17 14438

---

**Use `"` to write quotes in strings. `\'` is insecure in client-only encodings.**

[Description]

Supplementary information was output.

[System Processing]

None.

[Action]

Refer to this message together with the message that was output immediately beforehand.

---

## 2.41.18 14439

---

**Use `"` to write quotes in strings, or use the escape string syntax (`E'...'`).**

[Description]

Supplementary information was output.

[System Processing]

None.

[Action]

Refer to this message together with the message that was output immediately beforehand.

---

## 2.41.19 14440

---

**Use the escape string syntax for backslashes, e.g., `E'\\'`.**

[Description]

Supplementary information was output.

[System Processing]

None.

[Action]

Refer to this message together with the message that was output immediately beforehand.

## 2.41.20 14441

---

**Use the escape string syntax for escapes, e.g., E'\r\n'.**

[Description]

Supplementary information was output.

[System Processing]

None.

[Action]

Refer to this message together with the message that was output immediately beforehand.

## 2.41.21 14442

---

**Cast the output of the non-recursive term to the correct type.**

[Description]

Supplementary information was output.

[System Processing]

None.

[Action]

Refer to this message together with the message that was output immediately beforehand.

## 2.41.22 14443

---

**Use the COLLATE clause to set the collation of the non-recursive term.**

[Description]

Supplementary information was output.

[System Processing]

None.

[Action]

Refer to this message together with the message that was output immediately beforehand.

## 2.41.23 14444

---

**Explicitly cast to the desired type, for example ARRAY[::integer].**

[Description]

Supplementary information was output.

[System Processing]

None.

[Action]

Refer to this message together with the message that was output immediately beforehand.

## 2.41.24 14445

---

**Row comparison operators must be associated with btree operator families.**

[Description]

Supplementary information was output.

[System Processing]

None.

[Action]

Refer to this message together with the message that was output immediately beforehand.

## 2.41.25 14446

---

**There are multiple equally-plausible candidates.**

[Description]

Supplementary information was output.

[System Processing]

None.

[Action]

Refer to this message together with the message that was output immediately beforehand.

## 2.41.26 14447

---

**You will need to rewrite or cast the expression.**

[Description]

Supplementary information was output.

[System Processing]

None.

[Action]

Refer to this message together with the message that was output immediately beforehand.

## 2.41.27 14448

---

**Use an explicit ordering operator or modify the query.**

[Description]

Supplementary information was output.

[System Processing]

None.

[Action]

Refer to this message together with the message that was output immediately beforehand.

## 2.41.28 14449

---

**Could not choose a best candidate operator. You might need to add explicit type casts.**

[Description]

Supplementary information was output.

[System Processing]

None.

[Action]

Refer to this message together with the message that was output immediately beforehand.

## 2.41.29 14450

---

**No operator matches the given name and argument type(s). You might need to add explicit type casts.**

[Description]

Supplementary information was output.

[System Processing]

None.

[Action]

Refer to this message together with the message that was output immediately beforehand.

## 2.41.30 14451

---

**Aggregates with DISTINCT must be able to sort their inputs.**

[Description]

Supplementary information was output.

[System Processing]

None.

[Action]

Refer to this message together with the message that was output immediately beforehand.

## 2.41.31 14452

---

**Constraint "@1@" contains a whole-row reference to table "@2@".**

[Description]

Supplementary information was output.

[System Processing]

None.

[Action]

Refer to this message together with the message that was output immediately beforehand.

## 2.41.32 14453

---

**Index "@1@" contains a whole-row table reference.**

[Description]

Supplementary information was output.

[System Processing]

None.

[Action]

Refer to this message together with the message that was output immediately beforehand.

## 2.41.33 14454

---

**Cannot create a primary key or unique constraint using such an index.**

[Description]

Supplementary information was output.

[System Processing]

None.

[Action]

Refer to this message together with the message that was output immediately beforehand.

## 2.41.34 14455

---

**Cannot create a non-deferrable constraint using a deferrable index.**

[Description]

Supplementary information was output.

[System Processing]

None.

[Action]

Refer to this message together with the message that was output immediately beforehand.

## 2.41.35 14456

---

**Ordering operators must be "<" or ">" members of btree operator families.**

[Description]

Supplementary information was output.

[System Processing]

None.

[Action]

Refer to this message together with the message that was output immediately beforehand.

## 2.41.36 14457

---

---

### Update your data type.

[Description]

Supplementary information was output.

[System Processing]

None.

[Action]

Refer to this message together with the message that was output immediately beforehand.

---

## 2.41.37 14458

---

### Use NONE to denote the missing argument of a unary operator.

[Description]

Supplementary information was output.

[System Processing]

None.

[Action]

Refer to this message together with the message that was output immediately beforehand.

---

## 2.41.38 14459

---

### Use separate LIMIT and OFFSET clauses.

[Description]

Supplementary information was output.

[System Processing]

None.

[Action]

Refer to this message together with the message that was output immediately beforehand.

---

## 2.41.39 14460

---

### For example, FROM (VALUES ...) [AS] foo.

[Description]

Supplementary information was output.

[System Processing]

None.

[Action]

Refer to this message together with the message that was output immediately beforehand.

---

## 2.41.40 14461

---

### For example, FROM (SELECT ...) [AS] foo.



[Description]

Supplementary information was output.

[System Processing]

None.

[Action]

Refer to this message together with the message that was output immediately beforehand.

## 2.41.41 14463

---

**The insertion source is a row expression containing the same number of columns expected by the INSERT. Did you accidentally use extra parentheses?**

[Description]

Supplementary information was output.

[System Processing]

None.

[Action]

Refer to this message together with the message that was output immediately beforehand.

## 2.41.42 14464

---

**Only result column names can be used, not expressions or functions.**

[Description]

Supplementary information was output.

[System Processing]

None.

[Action]

Refer to this message together with the message that was output immediately beforehand.

## 2.41.43 14465

---

**Add the expression/function to every SELECT, or move the UNION into a FROM clause.**

[Description]

Supplementary information was output.

[System Processing]

None.

[Action]

Refer to this message together with the message that was output immediately beforehand.

## 2.41.44 14466

---

**Scrollable cursors must be READ ONLY.**

[Description]

Supplementary information was output.

[System Processing]

None.

[Action]

Refer to this message together with the message that was output immediately beforehand.

## 2.41.45 14467

---

**Holdable cursors must be READ ONLY.**

[Description]

Supplementary information was output.

[System Processing]

None.

[Action]

Refer to this message together with the message that was output immediately beforehand.

## 2.41.46 14468

---

**Insensitive cursors must be READ ONLY.**

[Description]

Supplementary information was output.

[System Processing]

None.

[Action]

Refer to this message together with the message that was output immediately beforehand.

## 2.41.47 14469

---

**Valid options in this context are: @1@**

[Description]

Supplementary information was output.

[System Processing]

None.

[Action]

Refer to this message together with the message that was output immediately beforehand.

## 2.41.48 14470

---

**Specify OWNED BY table.column or OWNED BY NONE.**

[Description]

Supplementary information was output.

[System Processing]

None.

[Action]

Refer to this message together with the message that was output immediately beforehand.

---

## 2.41.49 14471

---

**Extension names must not be empty.**

[Description]

Supplementary information was output.

[System Processing]

None.

[Action]

Refer to this message together with the message that was output immediately beforehand.

---

## 2.41.50 14472

---

**Extension names must not contain "--".**

[Description]

Supplementary information was output.

[System Processing]

None.

[Action]

Refer to this message together with the message that was output immediately beforehand.

---

## 2.41.51 14473

---

**Extension names must not begin or end with "-".**

[Description]

Supplementary information was output.

[System Processing]

None.

[Action]

Refer to this message together with the message that was output immediately beforehand.

---

## 2.41.52 14474

---

**Extension names must not contain directory separator characters.**

[Description]

Supplementary information was output.

[System Processing]

None.

[Action]

Refer to this message together with the message that was output immediately beforehand.

## 2.41.53 14475

---

**Version names must not be empty.**

[Description]

Supplementary information was output.

[System Processing]

None.

[Action]

Refer to this message together with the message that was output immediately beforehand.

## 2.41.54 14476

---

**Version names must not contain "--".**

[Description]

Supplementary information was output.

[System Processing]

None.

[Action]

Refer to this message together with the message that was output immediately beforehand.

## 2.41.55 14477

---

**Version names must not begin or end with "-".**

[Description]

Supplementary information was output.

[System Processing]

None.

[Action]

Refer to this message together with the message that was output immediately beforehand.

## 2.41.56 14478

---

**Version names must not contain directory separator characters.**

[Description]

Supplementary information was output.

[System Processing]

None.

[Action]

Refer to this message together with the message that was output immediately beforehand.

## 2.41.57 14479

---

### Must be superuser to create this extension.

[Description]

Supplementary information was output.

[System Processing]

None.

[Action]

Refer to this message together with the message that was output immediately beforehand.

## 2.41.58 14480

---

### Must be superuser to update this extension.

[Description]

Supplementary information was output.

[System Processing]

None.

[Action]

Refer to this message together with the message that was output immediately beforehand.

## 2.41.59 14481

---

### @1@ is not in the extension's schema "@2@"

[Description]

Supplementary information was output.

[System Processing]

None.

[Action]

Refer to this message together with the message that was output immediately beforehand.

## 2.41.60 14482

---

### Consider using tablespaces instead.

[Description]

Supplementary information was output.

[System Processing]

None.

[Action]

Refer to this message together with the message that was output immediately beforehand.

## 2.41.61 14483

---

---

**Use the same encoding as in the template database, or use template0 as template.**

[Description]

Supplementary information was output.

[System Processing]

None.

[Action]

Refer to this message together with the message that was output immediately beforehand.

## **2.41.62 14484**

---

**Use the same collation as in the template database, or use template0 as template.**

[Description]

Supplementary information was output.

[System Processing]

None.

[Action]

Refer to this message together with the message that was output immediately beforehand.

## **2.41.63 14485**

---

**Use the same LC\_CTYPE as in the template database, or use template0 as template.**

[Description]

Supplementary information was output.

[System Processing]

None.

[Action]

Refer to this message together with the message that was output immediately beforehand.

## **2.41.64 14486**

---

**There is a conflict because database "@1@" already has some tables in this tablespace.**

[Description]

Supplementary information was output.

[System Processing]

None.

[Action]

Refer to this message together with the message that was output immediately beforehand.

## **2.41.65 14487**

---

**The chosen LC\_CTYPE setting requires encoding "@1@".**

[Description]

Supplementary information was output.

[System Processing]

None.

[Action]

Refer to this message together with the message that was output immediately beforehand.

## 2.41.66 14488

---

**The chosen LC\_COLLATE setting requires encoding "@1@".**

[Description]

Supplementary information was output.

[System Processing]

None.

[Action]

Refer to this message together with the message that was output immediately beforehand.

## 2.41.67 14489

---

**You must move them back to the database's default tablespace before using this command.**

[Description]

Supplementary information was output.

[System Processing]

None.

[Action]

Refer to this message together with the message that was output immediately beforehand.

## 2.41.68 14490

---

**There are @1@ other session(s) and @2@ prepared transaction(s) using the database.**

[Description]

Supplementary information was output.

[System Processing]

None.

[Action]

Refer to this message together with the message that was output immediately beforehand.

## 2.41.69 14493

---

**@1@ dead row versions cannot be removed yet.@2@.**

[Description]

Supplementary information was output.

[System Processing]

None.

[Action]

Refer to this message together with the message that was output immediately beforehand.

---

## 2.41.70 14494

---

**The prefix "pg\_" is reserved for system schemas.**

[Description]

Supplementary information was output.

[System Processing]

None.

[Action]

Refer to this message together with the message that was output immediately beforehand.

---

## 2.41.71 14496

---

**The server process with PID @1@ is among those with the oldest transactions.**

[Description]

Supplementary information was output.

[System Processing]

None.

[Action]

Refer to this message together with the message that was output immediately beforehand.

---

## 2.41.72 14497

---

**The NOTIFY queue cannot be emptied until that process ends its current transaction.**

[Description]

Supplementary information was output.

[System Processing]

None.

[Action]

Refer to this message together with the message that was output immediately beforehand.

---

## 2.41.73 14498

---

**Use the COLLATE clause to set the collation explicitly.**

[Description]

Supplementary information was output.

[System Processing]

None.



[Action]

Refer to this message together with the message that was output immediately beforehand.

## 2.42 Message Numbers Beginning with 14500

---

### 2.42.1 14500

---

**Anyone can COPY to stdout or from stdin. psql's \copy command also works for anyone.**

[Description]

Supplementary information was output.

[System Processing]

None.

[Action]

Refer to this message together with the message that was output immediately beforehand.

### 2.42.2 14501

---

**Try the COPY (SELECT ...) TO variant.**

[Description]

Supplementary information was output.

[System Processing]

None.

[Action]

Refer to this message together with the message that was output immediately beforehand.

### 2.42.3 14502

---

**COPY @1@, line @2@, column @3@**

[Description]

Supplementary information was output.

[System Processing]

None.

[Action]

Refer to this message together with the message that was output immediately beforehand.

### 2.42.4 14503

---

**COPY @1@, line @2@**

[Description]

Supplementary information was output.

[System Processing]

None.

[Action]

Refer to this message together with the message that was output immediately beforehand.

## 2.42.5 14504

---

**COPY @1@, line @2@, column @3@: "@4@"**

[Description]

Supplementary information was output.

[System Processing]

None.

[Action]

Refer to this message together with the message that was output immediately beforehand.

## 2.42.6 14505

---

**COPY @1@, line @2@, column @3@: null input**

[Description]

Supplementary information was output.

[System Processing]

None.

[Action]

Refer to this message together with the message that was output immediately beforehand.

## 2.42.7 14506

---

**COPY @1@, line @2@: "@3@"**

[Description]

Supplementary information was output.

[System Processing]

None.

[Action]

Refer to this message together with the message that was output immediately beforehand.

## 2.42.8 14507

---

**Use "\r" to represent carriage return.**

[Description]

Supplementary information was output.

[System Processing]

None.

[Action]

Refer to this message together with the message that was output immediately beforehand.

## 2.42.9 14508

---

### Use quoted CSV field to represent carriage return.

[Description]

Supplementary information was output.

[System Processing]

None.

[Action]

Refer to this message together with the message that was output immediately beforehand.

## 2.42.10 14509

---

### Use "\n" to represent newline.

[Description]

Supplementary information was output.

[System Processing]

None.

[Action]

Refer to this message together with the message that was output immediately beforehand.

## 2.42.11 14510

---

### Use quoted CSV field to represent newline.

[Description]

Supplementary information was output.

[System Processing]

None.

[Action]

Refer to this message together with the message that was output immediately beforehand.

## 2.42.12 14512

---

### @1@.

[Description]

Supplementary information was output.

[System Processing]

None.

[Action]

Refer to this message together with the message that was output immediately beforehand.

## 2.42.13 14513

---

---

**@1@ index row versions were removed. @2@ index pages have been deleted, @3@ are currently reusable. @4@.**

[Description]

Supplementary information was output.

[System Processing]

None.

[Action]

Refer to this message together with the message that was output immediately beforehand.

---

## 2.42.14 14514

---

**Operator class "@1@" already is the default.**

[Description]

Supplementary information was output.

[System Processing]

None.

[Action]

Refer to this message together with the message that was output immediately beforehand.

---

## 2.42.15 14515

---

**Must be superuser to change owner of a foreign-data wrapper.**

[Description]

Supplementary information was output.

[System Processing]

None.

[Action]

Refer to this message together with the message that was output immediately beforehand.

---

## 2.42.16 14516

---

**The owner of a foreign-data wrapper must be a superuser.**

[Description]

Supplementary information was output.

[System Processing]

None.

[Action]

Refer to this message together with the message that was output immediately beforehand.

---

## 2.42.17 14517

---

**Must be superuser to create a foreign-data wrapper.**

[Description]

Supplementary information was output.

[System Processing]

None.

[Action]

Refer to this message together with the message that was output immediately beforehand.

## 2.42.18 14518

---

**Must be superuser to alter a foreign-data wrapper.**

[Description]

Supplementary information was output.

[System Processing]

None.

[Action]

Refer to this message together with the message that was output immediately beforehand.

## 2.42.19 14520

---

**Expected @1@ parameters but got @2@.**

[Description]

Supplementary information was output.

[System Processing]

None.

[Action]

Refer to this message together with the message that was output immediately beforehand.

## 2.42.20 14521

---

**Close open transactions soon to avoid wraparound problems.**

[Description]

Supplementary information was output.

[System Processing]

None.

[Action]

Refer to this message together with the message that was output immediately beforehand.

## 2.42.21 14522

---

**You might have already suffered transaction-wraparound data loss.**

[Description]

Supplementary information was output.

[System Processing]

None.

[Action]

Refer to this message together with the message that was output immediately beforehand.

---

### 2.42.22 14523

---

**Must be superuser to create a tablespace.**

[Description]

Supplementary information was output.

[System Processing]

None.

[Action]

Refer to this message together with the message that was output immediately beforehand.

---

### 2.42.23 14524

---

**The prefix "pg\_" is reserved for system tablespaces.**

[Description]

Supplementary information was output.

[System Processing]

None.

[Action]

Refer to this message together with the message that was output immediately beforehand.

---

### 2.42.24 14525

---

**Create this directory for the tablespace before restarting the server.**

[Description]

Supplementary information was output.

[System Processing]

None.

[Action]

Refer to this message together with the message that was output immediately beforehand.

---

### 2.42.25 14526

---

**You can remove the directories manually if necessary.**

[Description]

Supplementary information was output.

[System Processing]

None.

[Action]

Refer to this message together with the message that was output immediately beforehand.

---

## 2.42.26 14528

---

**You can alter type @1@, which will alter the array type as well.**

[Description]

Supplementary information was output.

[System Processing]

None.

[Action]

Refer to this message together with the message that was output immediately beforehand.

---

## 2.42.27 14529

---

**Tables cannot have INSTEAD OF triggers.**

[Description]

Supplementary information was output.

[System Processing]

None.

[Action]

Refer to this message together with the message that was output immediately beforehand.

---

## 2.42.28 14530

---

**Views cannot have row-level BEFORE or AFTER triggers.**

[Description]

Supplementary information was output.

[System Processing]

None.

[Action]

Refer to this message together with the message that was output immediately beforehand.

---

## 2.42.29 14531

---

**Views cannot have TRUNCATE triggers.**

[Description]

Supplementary information was output.

[System Processing]

None.

[Action]

Refer to this message together with the message that was output immediately beforehand.

## 2.42.30 14532

---

### "@1@" versus "@2@"

[Description]

Supplementary information was output.

[System Processing]

None.

[Action]

Refer to this message together with the message that was output immediately beforehand.

## 2.42.31 14533

---

### To resolve the conflict, specify a default explicitly.

[Description]

Supplementary information was output.

[System Processing]

None.

[Action]

Refer to this message together with the message that was output immediately beforehand.

## 2.42.32 14534

---

### Use ALTER TYPE instead.

[Description]

Supplementary information was output.

[System Processing]

None.

[Action]

Refer to this message together with the message that was output immediately beforehand.

## 2.42.33 14535

---

### Use ALTER ... CASCADE to alter the typed tables too.

[Description]

Supplementary information was output.

[System Processing]

None.

[Action]

Refer to this message together with the message that was output immediately beforehand.

## 2.42.34 14536

---



---

**Key columns "@1@" and "@2@" are of incompatible types: @3@ and @4@.**

[Description]

Supplementary information was output.

[System Processing]

None.

[Action]

Refer to this message together with the message that was output immediately beforehand.

---

### 2.42.35 14537

---

**@1@ depends on @2@**

[Description]

Supplementary information was output.

[System Processing]

None.

[Action]

Refer to this message together with the message that was output immediately beforehand.

---

### 2.42.36 14538

---

**Change the ownership of the index's table, instead.**

[Description]

Supplementary information was output.

[System Processing]

None.

[Action]

Refer to this message together with the message that was output immediately beforehand.

---

### 2.42.37 14539

---

**Sequence "@1@" is linked to table "@2@".**

[Description]

Supplementary information was output.

[System Processing]

None.

[Action]

Refer to this message together with the message that was output immediately beforehand.

---

### 2.42.38 14540

---

**"@1@" is already a child of "@2@".**

[Description]

Supplementary information was output.

[System Processing]

None.

[Action]

Refer to this message together with the message that was output immediately beforehand.

## 2.42.39 14541

---

**Only commutative operators can be used in exclusion constraints.**

[Description]

Supplementary information was output.

[System Processing]

None.

[Action]

Refer to this message together with the message that was output immediately beforehand.

## 2.42.40 14542

---

**The exclusion operator must be related to the index operator class for the constraint.**

[Description]

Supplementary information was output.

[System Processing]

None.

[Action]

Refer to this message together with the message that was output immediately beforehand.

## 2.42.41 14543

---

**You must specify an operator class for the index or define a default operator class for the data type.**

[Description]

Supplementary information was output.

[System Processing]

None.

[Action]

Refer to this message together with the message that was output immediately beforehand.

## 2.42.42 14544

---

**Creating a shell type definition.**

[Description]

Supplementary information was output.

[System Processing]

None.

[Action]

Refer to this message together with the message that was output immediately beforehand.

---

### 2.42.43 14545

---

**Use CREATE LANGUAGE to load the language into the database.**

[Description]

Supplementary information was output.

[System Processing]

None.

[Action]

Refer to this message together with the message that was output immediately beforehand.

---

### 2.42.44 14546

---

**Use DROP AGGREGATE to drop aggregate functions.**

[Description]

Supplementary information was output.

[System Processing]

None.

[Action]

Refer to this message together with the message that was output immediately beforehand.

---

### 2.42.45 14549

---

**Key @1@ is duplicated.**

[Description]

Supplementary information was output.

[System Processing]

None.

[Action]

Refer to this message together with the message that was output immediately beforehand.

---

### 2.42.46 14551

---

**Perhaps you need a different "datestyle" setting.**

[Description]

Supplementary information was output.

[System Processing]

None.

[Action]

Refer to this message together with the message that was output immediately beforehand.

## 2.42.47 14552

---

**The operating system could not find any locale data for the locale name "@1@".**

[Description]

Supplementary information was output.

[System Processing]

None.

[Action]

Refer to this message together with the message that was output immediately beforehand.

## 2.42.48 14553

---

**The server's LC\_CTYPE locale is probably incompatible with the database encoding.**

[Description]

Supplementary information was output.

[System Processing]

None.

[Action]

Refer to this message together with the message that was output immediately beforehand.

## 2.42.49 14554

---

**Provide two argument types for operator.**

[Description]

Supplementary information was output.

[System Processing]

None.

[Action]

Refer to this message together with the message that was output immediately beforehand.

## 2.42.50 14555

---

**Missing left parenthesis.**

[Description]

Supplementary information was output.

[System Processing]

None.

[Action]

Refer to this message together with the message that was output immediately beforehand.

## 2.42.51 14556

---

### Too few columns.

[Description]

Supplementary information was output.

[System Processing]

None.

[Action]

Refer to this message together with the message that was output immediately beforehand.

## 2.42.52 14557

---

### Unexpected end of input.

[Description]

Supplementary information was output.

[System Processing]

None.

[Action]

Refer to this message together with the message that was output immediately beforehand.

## 2.42.53 14558

---

### Too many columns.

[Description]

Supplementary information was output.

[System Processing]

None.

[Action]

Refer to this message together with the message that was output immediately beforehand.

## 2.42.54 14559

---

### Junk after right parenthesis.

[Description]

Supplementary information was output.

[System Processing]

None.

[Action]

Refer to this message together with the message that was output immediately beforehand.

## 2.42.55 14560

---

---

**Intervals are not tied to specific calendar dates.**

[Description]

Supplementary information was output.

[System Processing]

None.

[Action]

Refer to this message together with the message that was output immediately beforehand.

---

## 2.42.56 14561

---

**"EEEE" may only be used together with digit and decimal point patterns.**

[Description]

Supplementary information was output.

[System Processing]

None.

[Action]

Refer to this message together with the message that was output immediately beforehand.

---

## 2.42.57 14562

---

**Do not mix Gregorian and ISO week date conventions in a formatting template.**

[Description]

Supplementary information was output.

[System Processing]

None.

[Action]

Refer to this message together with the message that was output immediately beforehand.

---

## 2.42.58 14563

---

**This value contradicts a previous setting for the same field type.**

[Description]

Supplementary information was output.

[System Processing]

None.

[Action]

Refer to this message together with the message that was output immediately beforehand.

---

## 2.42.59 14564

---

**Field requires @1@ characters, but only @2@ remain.**

[Description]

Supplementary information was output.

[System Processing]

None.

[Action]

Refer to this message together with the message that was output immediately beforehand.

## 2.42.60 14565

---

**If your source string is not fixed-width, try using the "FM" modifier.**

[Description]

Supplementary information was output.

[System Processing]

None.

[Action]

Refer to this message together with the message that was output immediately beforehand.

## 2.42.61 14566

---

**Field requires @1@ characters, but only @2@ could be parsed.**

[Description]

Supplementary information was output.

[System Processing]

None.

[Action]

Refer to this message together with the message that was output immediately beforehand.

## 2.42.62 14567

---

**Value must be an integer.**

[Description]

Supplementary information was output.

[System Processing]

None.

[Action]

Refer to this message together with the message that was output immediately beforehand.

## 2.42.63 14568

---

**Value must be in the range @1@ to @2@.**

[Description]

Supplementary information was output.

[System Processing]

None.

[Action]

Refer to this message together with the message that was output immediately beforehand.

## 2.42.64 14569

---

**The given value did not match any of the allowed values for this field.**

[Description]

Supplementary information was output.

[System Processing]

None.

[Action]

Refer to this message together with the message that was output immediately beforehand.

## 2.42.65 14570

---

**Use the 24-hour clock, or give an hour between 1 and 12.**

[Description]

Supplementary information was output.

[System Processing]

None.

[Action]

Refer to this message together with the message that was output immediately beforehand.

## 2.42.66 14571

---

**Escape string must be empty or one character.**

[Description]

Supplementary information was output.

[System Processing]

None.

[Action]

Refer to this message together with the message that was output immediately beforehand.

## 2.42.67 14572

---

**Value has bits set to right of mask.**

[Description]

Supplementary information was output.

[System Processing]

None.



[Action]

Refer to this message together with the message that was output immediately beforehand.

## 2.42.68 14573

---

**Target must be "archiver" or "bgwriter".**

[Description]

Supplementary information was output.

[System Processing]

None.

[Action]

Refer to this message together with the message that was output immediately beforehand.

## 2.42.69 14574

---

**Identifier must be less than @1@ characters.**

[Description]

Supplementary information was output.

[System Processing]

None.

[Action]

Refer to this message together with the message that was output immediately beforehand.

## 2.42.70 14575

---

**This functionality requires the server to be built with libxml support.**

[Description]

Supplementary information was output.

[System Processing]

None.

[Action]

Refer to this message together with the message that was output immediately beforehand.

## 2.42.71 14576

---

**You need to rebuild PostgreSQL using --with-libxml.**

[Description]

Supplementary information was output.

[System Processing]

None.

[Action]

Refer to this message together with the message that was output immediately beforehand.

## 2.42.72 14577

---

### XML processing instruction target name cannot be "@1@".

[Description]

Supplementary information was output.

[System Processing]

None.

[Action]

Refer to this message together with the message that was output immediately beforehand.

## 2.42.73 14578

---

### XML processing instruction cannot contain "?>".

[Description]

Supplementary information was output.

[System Processing]

None.

[Action]

Refer to this message together with the message that was output immediately beforehand.

## 2.42.74 14579

---

### libxml2 has incompatible char type: sizeof(char)=@1 @, sizeof(xmlChar)=@2 @.

[Description]

Supplementary information was output.

[System Processing]

None.

[Action]

Refer to this message together with the message that was output immediately beforehand.

## 2.42.75 14580

---

### XML does not support infinite date values.

[Description]

Supplementary information was output.

[System Processing]

None.

[Action]

Refer to this message together with the message that was output immediately beforehand.

## 2.42.76 14581

---

---

**XML does not support infinite timestamp values.**

[Description]

Supplementary information was output.

[System Processing]

None.

[Action]

Refer to this message together with the message that was output immediately beforehand.

---

**2.42.77 14582**

---

**The array must be two-dimensional with length of the second axis equal to 2.**

[Description]

Supplementary information was output.

[System Processing]

None.

[Action]

Refer to this message together with the message that was output immediately beforehand.

---

**2.42.78 14583**

---

**ACL key word must be "group" or "user".**

[Description]

Supplementary information was output.

[System Processing]

None.

[Action]

Refer to this message together with the message that was output immediately beforehand.

---

**2.42.79 14584**

---

**A name must follow the "group" or "user" key word.**

[Description]

Supplementary information was output.

[System Processing]

None.

[Action]

Refer to this message together with the message that was output immediately beforehand.

---

**2.42.80 14585**

---

**Use CASCADE to revoke them too.**

[Description]

Supplementary information was output.

[System Processing]

None.

[Action]

Refer to this message together with the message that was output immediately beforehand.

---

## 2.42.81 14586

---

### Dimension array must be one dimensional.

[Description]

Supplementary information was output.

[System Processing]

None.

[Action]

Refer to this message together with the message that was output immediately beforehand.

---

## 2.42.82 14587

---

### Lower bound of dimension array must be one.

[Description]

Supplementary information was output.

[System Processing]

None.

[Action]

Refer to this message together with the message that was output immediately beforehand.

---

## 2.42.83 14588

---

### Low bound array has different size than dimensions array.

[Description]

Supplementary information was output.

[System Processing]

None.

[Action]

Refer to this message together with the message that was output immediately beforehand.

---

## 2.42.84 14589

---

### MATCH FULL does not allow mixing of null and nonnull key values.

[Description]

Supplementary information was output.

[System Processing]

None.

[Action]

Refer to this message together with the message that was output immediately beforehand.

## 2.42.85 14590

---

**Remove this referential integrity trigger and its mates, then do ALTER TABLE ADD CONSTRAINT.**

[Description]

Supplementary information was output.

[System Processing]

None.

[Action]

Refer to this message together with the message that was output immediately beforehand.

## 2.42.86 14591

---

**This is most likely due to a rule having rewritten the query.**

[Description]

Supplementary information was output.

[System Processing]

None.

[Action]

Refer to this message together with the message that was output immediately beforehand.

## 2.42.87 14593

---

**Key (@1@)=(@2@) is not present in table "@3@".**

[Description]

Supplementary information was output.

[System Processing]

None.

[Action]

Refer to this message together with the message that was output immediately beforehand.

## 2.42.88 14594

---

**Key (@1@)=(@2@) is still referenced from table "@3@".**

[Description]

Supplementary information was output.

[System Processing]

None.

[Action]

Refer to this message together with the message that was output immediately beforehand.

## 2.42.89 14595

---

**A field with precision @1@, scale @2@ must round to an absolute value less than @3@@4@.**

[Description]

Supplementary information was output.

[System Processing]

None.

[Action]

Refer to this message together with the message that was output immediately beforehand.

## 2.42.90 14596

---

**Arrays with element types @1@ and @2@ are not compatible for concatenation.**

[Description]

Supplementary information was output.

[System Processing]

None.

[Action]

Refer to this message together with the message that was output immediately beforehand.

## 2.42.91 14597

---

**Arrays of @1@ and @2@ dimensions are not compatible for concatenation.**

[Description]

Supplementary information was output.

[System Processing]

None.

[Action]

Refer to this message together with the message that was output immediately beforehand.

## 2.42.92 14598

---

**Arrays with differing element dimensions are not compatible for concatenation.**

[Description]

Supplementary information was output.

[System Processing]

None.

[Action]

Refer to this message together with the message that was output immediately beforehand.

## 2.42.93 14599

---

### Arrays with differing dimensions are not compatible for concatenation.

[Description]

Supplementary information was output.

[System Processing]

None.

[Action]

Refer to this message together with the message that was output immediately beforehand.

## 2.43 Message Numbers Beginning with 14600

---

### 2.43.1 14600

---

#### Is another postgres (PID @1@) running in data directory "@2@"?

[Description]

Supplementary information was output.

[System Processing]

None.

[Action]

Refer to this message together with the message that was output immediately beforehand.

### 2.43.2 14601

---

#### Is another postmaster (PID @1@) running in data directory "@2@"?

[Description]

Supplementary information was output.

[System Processing]

None.

[Action]

Refer to this message together with the message that was output immediately beforehand.

### 2.43.3 14602

---

#### Is another postgres (PID @1@) using socket file "@2@"?

[Description]

Supplementary information was output.

[System Processing]

None.

[Action]

Refer to this message together with the message that was output immediately beforehand.

## 2.43.4 14603

---

**Is another postmaster (PID @1 @) using socket file "@2@"?**

[Description]

Supplementary information was output.

[System Processing]

None.

[Action]

Refer to this message together with the message that was output immediately beforehand.

## 2.43.5 14605

---

**The file seems accidentally left over, but it could not be removed. Please remove the file by hand and try again.**

[Description]

Supplementary information was output.

[System Processing]

None.

[Action]

Refer to this message together with the message that was output immediately beforehand.

## 2.43.6 14606

---

**File "@1@" is missing.**

[Description]

Supplementary information was output.

[System Processing]

None.

[Action]

Refer to this message together with the message that was output immediately beforehand.

## 2.43.7 14607

---

**File "@1@" does not contain valid data.**

[Description]

Supplementary information was output.

[System Processing]

None.

[Action]

Refer to this message together with the message that was output immediately beforehand.



## 2.43.8 14608

---

### You might need to initdb.

[Description]

Supplementary information was output.

[System Processing]

None.

[Action]

Refer to this message together with the message that was output immediately beforehand.

## 2.43.9 14609

---

### he data directory was initialized by PostgreSQL version @1@, which is not compatible with this version @2@.

[Description]

Supplementary information was output.

[System Processing]

None.

[Action]

Refer to this message together with the message that was output immediately beforehand.

## 2.43.10 14610

---

### Specify an absolute path.

[Description]

Supplementary information was output.

[System Processing]

None.

[Action]

Refer to this message together with the message that was output immediately beforehand.

## 2.43.11 14611

---

### Set up WAL archiving when you configure "@1@" parameter.

[Description]

Supplementary information was output.

[System Processing]

None.

[Action]

Refer to this message together with the message that was output immediately beforehand.

## 2.43.12 14612

---

**Database OID @1 @ now seems to belong to "@2@".**

[Description]

Supplementary information was output.

[System Processing]

None.

[Action]

Refer to this message together with the message that was output immediately beforehand.

## 2.43.13 14613

---

**User does not have CONNECT privilege.**

[Description]

Supplementary information was output.

[System Processing]

None.

[Action]

Refer to this message together with the message that was output immediately beforehand.

## 2.43.14 14614

---

**The database was initialized with LC\_COLLATE "@1@", which is not recognized by setlocale().**

[Description]

Supplementary information was output.

[System Processing]

None.

[Action]

Refer to this message together with the message that was output immediately beforehand.

## 2.43.15 14615

---

**Recreate the database with another locale or install the missing locale.**

[Description]

Supplementary information was output.

[System Processing]

None.

[Action]

Refer to this message together with the message that was output immediately beforehand.

## 2.43.16 14616

---

---

**The database was initialized with LC\_CTYPE "@1@", which is not recognized by setlocale().**

[Description]

Supplementary information was output.

[System Processing]

None.

[Action]

Refer to this message together with the message that was output immediately beforehand.

## 2.43.17 14617

---

**You should immediately run CREATE USER "@1@" SUPERUSER;.**

[Description]

Supplementary information was output.

[System Processing]

None.

[Action]

Refer to this message together with the message that was output immediately beforehand.

## 2.43.18 14618

---

**It seems to have just been dropped or renamed.**

[Description]

Supplementary information was output.

[System Processing]

None.

[Action]

Refer to this message together with the message that was output immediately beforehand.

## 2.43.19 14619

---

**The database subdirectory "@1@" is missing.**

[Description]

Supplementary information was output.

[System Processing]

None.

[Action]

Refer to this message together with the message that was output immediately beforehand.

## 2.43.20 14620

---

**String of @1@ bytes is too long for encoding conversion.**

[Description]

Supplementary information was output.

[System Processing]

None.

[Action]

Refer to this message together with the message that was output immediately beforehand.

## 2.43.21 14621

---

### Continuing anyway, but there's something wrong.

[Description]

Supplementary information was output.

[System Processing]

None.

[Action]

Refer to this message together with the message that was output immediately beforehand.

## 2.43.22 14622

---

### Failed while creating memory context "@1@".

[Description]

Supplementary information was output.

[System Processing]

None.

[Action]

Refer to this message together with the message that was output immediately beforehand.

## 2.43.23 14623

---

### Failed on request of size @1@.

[Description]

Supplementary information was output.

[System Processing]

None.

[Action]

Refer to this message together with the message that was output immediately beforehand.

## 2.43.24 14624

---

### Extension libraries are required to use the PG\_MODULE\_MAGIC macro.

[Description]

Supplementary information was output.

[System Processing]

None.

[Action]

Refer to this message together with the message that was output immediately beforehand.

## 2.43.25 14625

---

**Server is version @1@, library is version @2@.**

[Description]

Supplementary information was output.

[System Processing]

None.

[Action]

Refer to this message together with the message that was output immediately beforehand.

## 2.43.26 14627

---

**You need an unconditional ON INSERT DO INSTEAD rule with a RETURNING clause.**

[Description]

Supplementary information was output.

[System Processing]

None.

[Action]

Refer to this message together with the message that was output immediately beforehand.

## 2.43.27 14628

---

**You need an unconditional ON UPDATE DO INSTEAD rule with a RETURNING clause.**

[Description]

Supplementary information was output.

[System Processing]

None.

[Action]

Refer to this message together with the message that was output immediately beforehand.

## 2.43.28 14629

---

**You need an unconditional ON DELETE DO INSTEAD rule with a RETURNING clause.**

[Description]

Supplementary information was output.

[System Processing]

None.

[Action]

Refer to this message together with the message that was output immediately beforehand.

## 2.43.29 14630

---

**Use views or triggers instead.**

[Description]

Supplementary information was output.

[System Processing]

None.

[Action]

Refer to this message together with the message that was output immediately beforehand.

## 2.43.30 14631

---

**Use triggers instead.**

[Description]

Supplementary information was output.

[System Processing]

None.

[Action]

Refer to this message together with the message that was output immediately beforehand.

## 2.43.31 14632

---

**Use views instead.**

[Description]

Supplementary information was output.

[System Processing]

None.

[Action]

Refer to this message together with the message that was output immediately beforehand.

## 2.43.32 14633

---

**In particular, the table cannot be involved in any foreign key relationships.**

[Description]

Supplementary information was output.

[System Processing]

None.

[Action]

Refer to this message together with the message that was output immediately beforehand.

## 2.43.33 14634

---

**Failed system call was shmget(key=@1 @, size=@2 @, 0@3 @).**

[Description]

Supplementary information was output.

[System Processing]

None.

[Action]

Refer to this message together with the message that was output immediately beforehand.

## 2.43.34 14638

---

**Failed system call was CreateFileMapping(size=@1 @, name=@2 @).**

[Description]

Supplementary information was output.

[System Processing]

None.

[Action]

Refer to this message together with the message that was output immediately beforehand.

## 2.43.35 14639

---

**Check if there are any old server processes still running, and terminate them.**

[Description]

Supplementary information was output.

[System Processing]

None.

[Action]

Refer to this message together with the message that was output immediately beforehand.

## 2.43.36 14640

---

**Failed system call was DuplicateHandle.**

[Description]

Supplementary information was output.

[System Processing]

None.

[Action]

Refer to this message together with the message that was output immediately beforehand.

## 2.43.37 14641

---

---

### Failed system call was MapViewOfFileEx.

[Description]

Supplementary information was output.

[System Processing]

None.

[Action]

Refer to this message together with the message that was output immediately beforehand.

---

## 2.43.38 14642

---

### Failed system call was semget(@1@, @2@, 0@3@).

[Description]

Supplementary information was output.

[System Processing]

None.

[Action]

Refer to this message together with the message that was output immediately beforehand.

---

## 2.43.39 14643

---

**This error does *not* mean that you have run out of disk space. It occurs when either the system limit for the maximum number of semaphore sets (SEMMNI), or the system wide maximum number of semaphores (SEMMNS), would be exceeded. You need to raise the respective kernel parameter. Alternatively, reduce PostgreSQL's consumption of semaphores by reducing its max\_connections parameter. The PostgreSQL documentation contains more information about configuring your system for PostgreSQL.**

[Description]

Supplementary information was output.

[System Processing]

None.

[Action]

Refer to this message together with the message that was output immediately beforehand.

---

## 2.43.40 14644

---

**You possibly need to raise your kernel's SEMVMX value to be at least @1@. Look into the PostgreSQL documentation for details.**

[Description]

Supplementary information was output.

[System Processing]

None.

[Action]

Refer to this message together with the message that was output immediately beforehand.



## 2.43.41 14645

---

**Some of the datatypes only support hashing, while others only support sorting.**

[Description]

Supplementary information was output.

[System Processing]

None.

[Action]

Refer to this message together with the message that was output immediately beforehand.

## 2.43.42 14646

---

**Window partitioning columns must be of sortable datatypes.**

[Description]

Supplementary information was output.

[System Processing]

None.

[Action]

Refer to this message together with the message that was output immediately beforehand.

## 2.43.43 14647

---

**Window ordering columns must be of sortable datatypes.**

[Description]

Supplementary information was output.

[System Processing]

None.

[Action]

Refer to this message together with the message that was output immediately beforehand.

## 2.43.44 14648

---

**SQL function "@1@" during startup**

[Description]

Supplementary information was output.

[System Processing]

None.

[Action]

Refer to this message together with the message that was output immediately beforehand.

## 2.43.45 14649

---

---

**All column datatypes must be hashable.**

[Description]

Supplementary information was output.

[System Processing]

None.

[Action]

Refer to this message together with the message that was output immediately beforehand.

---

## 2.43.46 14650

---

**See server log for query details.**

[Description]

Supplementary information was output.

[System Processing]

None.

[Action]

Refer to this message together with the message that was output immediately beforehand.

---

## 2.43.47 14651

---

**Client IP address resolved to "@1@", forward lookup matches.**

[Description]

Supplementary information was output.

[System Processing]

None.

[Action]

Refer to this message together with the message that was output immediately beforehand.

---

## 2.43.48 14652

---

**Client IP address resolved to "@1@", forward lookup not checked.**

[Description]

Supplementary information was output.

[System Processing]

None.

[Action]

Refer to this message together with the message that was output immediately beforehand.

---

## 2.43.49 14653

---

**Client IP address resolved to "@1@", forward lookup does not match.**

[Description]

Supplementary information was output.

[System Processing]

None.

[Action]

Refer to this message together with the message that was output immediately beforehand.

## 2.43.50 14654

---

**LDAP over SSL is not supported on this platform.**

[Description]

Supplementary information was output.

[System Processing]

None.

[Action]

Refer to this message together with the message that was output immediately beforehand.

## 2.43.51 14655

---

**Is another postmaster already running on port @1@? If not, remove socket file "@2@" and retry.**

[Description]

Supplementary information was output.

[System Processing]

None.

[Action]

Refer to this message together with the message that was output immediately beforehand.

## 2.43.52 14656

---

**Is another postmaster already running on port @1@? If not, wait a few seconds and retry.**

[Description]

Supplementary information was output.

[System Processing]

None.

[Action]

Refer to this message together with the message that was output immediately beforehand.

## 2.43.53 14657

---

**Anyone can use the client-side lo\_import() provided by libpq.**

[Description]

Supplementary information was output.

[System Processing]

None.

[Action]

Refer to this message together with the message that was output immediately beforehand.

---

## 2.43.54 14658

---

**Anyone can use the client-side `lo_export()` provided by `libpq`.**

[Description]

Supplementary information was output.

[System Processing]

None.

[Action]

Refer to this message together with the message that was output immediately beforehand.

---

## 2.43.55 14659

---

**File must have permissions `u=rw (0600)` or less if owned by the database user, or permissions `u=rw,g=r (0640)` or less if owned by root.**

[Description]

Supplementary information was output.

[System Processing]

None.

[Action]

Refer to this message together with the message that was output immediately beforehand.

---

## 2.43.56 14662

---

**line @1@ of configuration file "@2@"**

[Description]

Supplementary information was output.

[System Processing]

None.

[Action]

Refer to this message together with the message that was output immediately beforehand.

---

## 2.43.57 14663

---

**Set `ssl = on` in `postgresql.conf`.**

[Description]

Supplementary information was output.

[System Processing]

None.

[Action]

Refer to this message together with the message that was output immediately beforehand.

---

## 2.43.58 14664

---

**Compile with `--with-openssl` to use SSL connections.**

[Description]

Supplementary information was output.

[System Processing]

None.

[Action]

Refer to this message together with the message that was output immediately beforehand.

---

## 2.43.59 14666

---

**Cannot enlarge string buffer containing @1@ bytes by @2@ more bytes.**

[Description]

Supplementary information was output.

[System Processing]

None.

[Action]

Refer to this message together with the message that was output immediately beforehand.

---

## 2.43.60 14667

---

**Please REINDEX it.**

[Description]

Supplementary information was output.

[System Processing]

None.

[Action]

Refer to this message together with the message that was output immediately beforehand.

---

## 2.43.61 14668

---

**Values larger than 1/3 of a buffer page cannot be indexed. Consider a function index of an MD5 hash of the value, or use full text indexing.**

[Description]

Supplementary information was output.

[System Processing]

None.

[Action]

Refer to this message together with the message that was output immediately beforehand.

---

## 2.43.62 14669

---

**Key @1@ already exists.**

[Description]

Supplementary information was output.

[System Processing]

None.

[Action]

Refer to this message together with the message that was output immediately beforehand.

---

## 2.43.63 14670

---

**This may be because of a non-immutable index expression.**

[Description]

Supplementary information was output.

[System Processing]

None.

[Action]

Refer to this message together with the message that was output immediately beforehand.

---

## 2.43.64 14671

---

**To fix this, do REINDEX INDEX "@1@".**

[Description]

Supplementary information was output.

[System Processing]

None.

[Action]

Refer to this message together with the message that was output immediately beforehand.

---

## 2.43.65 14672

---

**This is caused by an incomplete page split at crash recovery before upgrading to PostgreSQL 9.1.**

[Description]

Supplementary information was output.

[System Processing]

None.

[Action]

Refer to this message together with the message that was output immediately beforehand.

## 2.43.66 14673

---

**The index is not optimal. To optimize it, contact a developer, or try to use the column as the second one in the CREATE INDEX command.**

[Description]

Supplementary information was output.

[System Processing]

None.

[Action]

Refer to this message together with the message that was output immediately beforehand.

## 2.43.67 14674

---

**Could not open file "@1@": @2@.**

[Description]

Supplementary information was output.

[System Processing]

None.

[Action]

Refer to this message together with the message that was output immediately beforehand.

## 2.43.68 14675

---

**Could not seek in file "@1@" to offset @2@: @3@.**

[Description]

Supplementary information was output.

[System Processing]

None.

[Action]

Refer to this message together with the message that was output immediately beforehand.

## 2.43.69 14676

---

**Could not read from file "@1@" at offset @2@: @3@.**

[Description]

Supplementary information was output.

[System Processing]

None.

[Action]

Refer to this message together with the message that was output immediately beforehand.

## 2.43.70 14677

---

**Could not write to file "@1@" at offset @2@: @3@.**

[Description]

Supplementary information was output.

[System Processing]

None.

[Action]

Refer to this message together with the message that was output immediately beforehand.

## 2.43.71 14678

---

**Could not fsync file "@1@": @2@.**

[Description]

Supplementary information was output.

[System Processing]

None.

[Action]

Refer to this message together with the message that was output immediately beforehand.

## 2.43.72 14679

---

**Could not close file "@1@": @2@.**

[Description]

Supplementary information was output.

[System Processing]

None.

[Action]

Refer to this message together with the message that was output immediately beforehand.

## 2.43.73 14680

---

**Set max\_prepared\_transactions to a nonzero value.**

[Description]

Supplementary information was output.

[System Processing]

None.

[Action]

Refer to this message together with the message that was output immediately beforehand.



## 2.43.74 14681

---

### Increase max\_prepared\_transactions (currently @1@).

[Description]

Supplementary information was output.

[System Processing]

None.

[Action]

Refer to this message together with the message that was output immediately beforehand.

## 2.43.75 14682

---

### Must be superuser or the user that prepared the transaction.

[Description]

Supplementary information was output.

[System Processing]

None.

[Action]

Refer to this message together with the message that was output immediately beforehand.

## 2.43.76 14683

---

### Connect to the database where the transaction was prepared to finish it.

[Description]

Supplementary information was output.

[System Processing]

None.

[Action]

Refer to this message together with the message that was output immediately beforehand.

## 2.43.77 14687

---

### Expected a numeric timeline ID.

[Description]

Supplementary information was output.

[System Processing]

None.

[Action]

Refer to this message together with the message that was output immediately beforehand.

## 2.43.78 14688

---

---

**Timeline IDs must be in increasing sequence.**

[Description]

Supplementary information was output.

[System Processing]

None.

[Action]

Refer to this message together with the message that was output immediately beforehand.

---

**2.43.79 14689**

---

**Timeline IDs must be less than child timeline's ID.**

[Description]

Supplementary information was output.

[System Processing]

None.

[Action]

Refer to this message together with the message that was output immediately beforehand.

---

**2.43.80 14690**

---

**The database cluster was initialized with PG\_CONTROL\_VERSION @1@ (0x@2@), but the server was compiled with PG\_CONTROL\_VERSION @3@ (0x@4@).**

[Description]

Supplementary information was output.

[System Processing]

None.

[Action]

Refer to this message together with the message that was output immediately beforehand.

---

**2.43.81 14691**

---

**This could be a problem of mismatched byte ordering. It looks like you need to initdb.**

[Description]

Supplementary information was output.

[System Processing]

None.

[Action]

Refer to this message together with the message that was output immediately beforehand.

---

**2.43.82 14692**

---

**The database cluster was initialized with PG\_CONTROL\_VERSION @1@, but the server was compiled with PG\_CONTROL\_VERSION @2@.**

[Description]

Supplementary information was output.

[System Processing]

None.

[Action]

Refer to this message together with the message that was output immediately beforehand.

## **2.43.83 14693**

---

**It looks like you need to initdb.**

[Description]

Supplementary information was output.

[System Processing]

None.

[Action]

Refer to this message together with the message that was output immediately beforehand.

## **2.43.84 14694**

---

**The database cluster was initialized with CATALOG\_VERSION\_NO @1@, but the server was compiled with CATALOG\_VERSION\_NO @2@.**

[Description]

Supplementary information was output.

[System Processing]

None.

[Action]

Refer to this message together with the message that was output immediately beforehand.

## **2.43.85 14695**

---

**The database cluster was initialized with MAXALIGN @1@, but the server was compiled with MAXALIGN @2@.**

[Description]

Supplementary information was output.

[System Processing]

None.

[Action]

Refer to this message together with the message that was output immediately beforehand.

## 2.43.86 14696

---

**The database cluster appears to use a different floating-point number format than the server executable.**

[Description]

Supplementary information was output.

[System Processing]

None.

[Action]

Refer to this message together with the message that was output immediately beforehand.

## 2.43.87 14697

---

**The database cluster was initialized with BLCKSZ @1@, but the server was compiled with BLCKSZ @2@.**

[Description]

Supplementary information was output.

[System Processing]

None.

[Action]

Refer to this message together with the message that was output immediately beforehand.

## 2.43.88 14698

---

**It looks like you need to recompile or initdb.**

[Description]

Supplementary information was output.

[System Processing]

None.

[Action]

Refer to this message together with the message that was output immediately beforehand.

## 2.43.89 14699

---

**The database cluster was initialized with RELSEG\_SIZE @1@, but the server was compiled with RELSEG\_SIZE @2@.**

[Description]

Supplementary information was output.

[System Processing]

None.

[Action]

Refer to this message together with the message that was output immediately beforehand.

## 2.44 Message Numbers Beginning with 14700

---

### 2.44.1 14700

---

The database cluster was initialized with XLOG\_BLCKSZ @1@, but the server was compiled with XLOG\_BLCKSZ @2@.

[Description]

Supplementary information was output.

[System Processing]

None.

[Action]

Refer to this message together with the message that was output immediately beforehand.

### 2.44.2 14701

---

The database cluster was initialized with XLOG\_SEG\_SIZE @1@, but the server was compiled with XLOG\_SEG\_SIZE @2@.

[Description]

Supplementary information was output.

[System Processing]

None.

[Action]

Refer to this message together with the message that was output immediately beforehand.

### 2.44.3 14702

---

The database cluster was initialized with NAMEDATALEN @1@, but the server was compiled with NAMEDATALEN @2@.

[Description]

Supplementary information was output.

[System Processing]

None.

[Action]

Refer to this message together with the message that was output immediately beforehand.

### 2.44.4 14703

---

The database cluster was initialized with INDEX\_MAX\_KEYS @1@, but the server was compiled with INDEX\_MAX\_KEYS @2@.

[Description]

Supplementary information was output.

[System Processing]

None.

[Action]

Refer to this message together with the message that was output immediately beforehand.

## 2.44.5 14704

---

**The database cluster was initialized with TOAST\_MAX\_CHUNK\_SIZE @1@, but the server was compiled with TOAST\_MAX\_CHUNK\_SIZE @2@.**

[Description]

Supplementary information was output.

[System Processing]

None.

[Action]

Refer to this message together with the message that was output immediately beforehand.

## 2.44.6 14707

---

**The database cluster was initialized without USE\_FLOAT4\_BYVAL but the server was compiled with USE\_FLOAT4\_BYVAL.**

[Description]

Supplementary information was output.

[System Processing]

None.

[Action]

Refer to this message together with the message that was output immediately beforehand.

## 2.44.7 14709

---

**The database cluster was initialized without USE\_FLOAT8\_BYVAL but the server was compiled with USE\_FLOAT8\_BYVAL.**

[Description]

Supplementary information was output.

[System Processing]

None.

[Action]

Refer to this message together with the message that was output immediately beforehand.

## 2.44.8 14710

---

**The database cluster was initialized with USE\_FLOAT8\_BYVAL but the server was compiled without USE\_FLOAT8\_BYVAL.**

[Description]

Supplementary information was output.

[System Processing]

None.

[Action]

Refer to this message together with the message that was output immediately beforehand.

---

## 2.44.9 14711

---

**The database server will regularly poll the pg\_wal subdirectory to check for files placed there.**

[Description]

Supplementary information was output.

[System Processing]

None.

[Action]

Refer to this message together with the message that was output immediately beforehand.

---

## 2.44.10 14712

---

**Execute pg\_wal\_replay\_resume() to continue.**

[Description]

Supplementary information was output.

[System Processing]

None.

[Action]

Refer to this message together with the message that was output immediately beforehand.

---

## 2.44.11 14713

---

**Recovery control functions can only be executed during recovery.**

[Description]

Supplementary information was output.

[System Processing]

None.

[Action]

Refer to this message together with the message that was output immediately beforehand.

---

## 2.44.12 14714

---

**This happens if you temporarily set wal\_level=minimal without taking a new base backup.**

[Description]

Supplementary information was output.

[System Processing]

None.

[Action]

Refer to this message together with the message that was output immediately beforehand.

### 2.44.13 14715

---

**Either set wal\_level to "replica" on the master, or turn off hot\_standby here.**

[Description]

Supplementary information was output.

[System Processing]

None.

[Action]

Refer to this message together with the message that was output immediately beforehand.

### 2.44.14 14716

---

**This probably means that some data is corrupted and you will have to use the last backup for recovery.**

[Description]

Supplementary information was output.

[System Processing]

None.

[Action]

Refer to this message together with the message that was output immediately beforehand.

### 2.44.15 14717

---

**If this has occurred more than once some data might be corrupted and you might need to choose an earlier recovery target.**

[Description]

Supplementary information was output.

[System Processing]

None.

[Action]

Refer to this message together with the message that was output immediately beforehand.

### 2.44.16 14718

---

**If you are restoring from a backup, touch "@1@/recovery.signal" and add required recovery options.If you are not restoring from a backup, try removing the file "@2@/backup\_label".Be careful: removing "@3@/backup\_label" will result in a corrupt cluster if restoring from a backup.**

[Description]

Supplementary information was output.

[System Processing]

None.



[Action]

Refer to this message together with the message that was output immediately beforehand.

## 2.44.17 14719

---

**Online backup started with `pg_start_backup()` must be ended with `pg_stop_backup()`, and all WAL up to that point must be available at recovery.**

[Description]

Supplementary information was output.

[System Processing]

None.

[Action]

Refer to this message together with the message that was output immediately beforehand.

## 2.44.18 14720

---

**WAL control functions cannot be executed during recovery.**

[Description]

Supplementary information was output.

[System Processing]

None.

[Action]

Refer to this message together with the message that was output immediately beforehand.

## 2.44.19 14721

---

**`wal_level` must be set to "replica" or "logical" at server start.**

[Description]

Supplementary information was output.

[System Processing]

None.

[Action]

Refer to this message together with the message that was output immediately beforehand.

## 2.44.20 14722

---

**Run `pg_stop_backup()` and try again.**

[Description]

Supplementary information was output.

[System Processing]

None.

[Action]

Refer to this message together with the message that was output immediately beforehand.

### 2.44.21 14723

---

**If you're sure there is no backup in progress, remove file "@1@" and try again.**

[Description]

Supplementary information was output.

[System Processing]

None.

[Action]

Refer to this message together with the message that was output immediately beforehand.

### 2.44.22 14724

---

**Check that your archive\_command is executing properly. pg\_stop\_backup can be canceled safely, but the database backup will not be usable without all the WAL segments.**

[Description]

Supplementary information was output.

[System Processing]

None.

[Action]

Refer to this message together with the message that was output immediately beforehand.

### 2.44.23 14727

---

**WAL redo at @1 @/@2@ for @3@**

[Description]

Supplementary information was output.

[System Processing]

None.

[Action]

Refer to this message together with the message that was output immediately beforehand.

### 2.44.24 14731

---

**To avoid a database shutdown, execute a database-wide VACUUM in that database. You might also need to commit or roll back old prepared transactions.**

[Description]

Supplementary information was output.

[System Processing]

None.

[Action]

Refer to this message together with the message that was output immediately beforehand.

## 2.44.25 14732

---

**Values larger than a buffer page cannot be indexed.**

[Description]

Supplementary information was output.

[System Processing]

None.

[Action]

Refer to this message together with the message that was output immediately beforehand.

## 2.44.26 14733

---

**Valid values are between "@1@" and "@2@".**

[Description]

Supplementary information was output.

[System Processing]

None.

[Action]

Refer to this message together with the message that was output immediately beforehand.

## 2.44.27 14734

---

**Valid values are between "@1@" and "@2@".**

[Description]

Supplementary information was output.

[System Processing]

None.

[Action]

Refer to this message together with the message that was output immediately beforehand.

## 2.44.28 14735

---

**Returned type @1@ does not match expected type @2@ in column @3@.**

[Description]

Supplementary information was output.

[System Processing]

None.

[Action]

Refer to this message together with the message that was output immediately beforehand.

## 2.44.29 14736

---

**Number of returned columns (@1@) does not match expected column count (@2@).**

[Description]

Supplementary information was output.

[System Processing]

None.

[Action]

Refer to this message together with the message that was output immediately beforehand.

## 2.44.30 14737

---

**Attribute "@1@" of type @2@ does not match corresponding attribute of type @3@.**

[Description]

Supplementary information was output.

[System Processing]

None.

[Action]

Refer to this message together with the message that was output immediately beforehand.

## 2.44.31 14738

---

**Attribute "@1@" of type @2@ does not exist in type @3@.**

[Description]

Supplementary information was output.

[System Processing]

None.

[Action]

Refer to this message together with the message that was output immediately beforehand.

## 2.44.32 14739

---

**To enable inserting into the view, provide an INSTEAD OF INSERT trigger or an unconditional ON INSERT DO INSTEAD rule.**

[Description]

Supplementary information was output.

[System Processing]

None.

[Action]

Refer to this message together with the message that was output immediately beforehand.

## 2.44.33 14740

---

To enable updating the view, provide an **INSTEAD OF UPDATE** trigger or an unconditional **ON UPDATE DO INSTEAD** rule.

[Description]

Supplementary information was output.

[System Processing]

None.

[Action]

Refer to this message together with the message that was output immediately beforehand.

## 2.44.34 14741

---

To enable deleting from the view, provide an **INSTEAD OF DELETE** trigger or an unconditional **ON DELETE DO INSTEAD** rule.

[Description]

Supplementary information was output.

[System Processing]

None.

[Action]

Refer to this message together with the message that was output immediately beforehand.

## 2.44.35 14742

---

**SQL function "@1@" statement @2@**

[Description]

Supplementary information was output.

[System Processing]

None.

[Action]

Refer to this message together with the message that was output immediately beforehand.

## 2.44.36 14743

---

**SQL function "@1@"**

[Description]

Supplementary information was output.

[System Processing]

None.

[Action]

Refer to this message together with the message that was output immediately beforehand.

## 2.44.37 14744

---

### SQL function "@1@" during inlining

[Description]

Supplementary information was output.

[System Processing]

None.

[Action]

Refer to this message together with the message that was output immediately beforehand.

## 2.44.38 14745

---

### Function's final statement must be SELECT or INSERT/UPDATE/DELETE RETURNING.

[Description]

Supplementary information was output.

[System Processing]

None.

[Action]

Refer to this message together with the message that was output immediately beforehand.

## 2.44.39 14746

---

### Final statement must return exactly one column.

[Description]

Supplementary information was output.

[System Processing]

None.

[Action]

Refer to this message together with the message that was output immediately beforehand.

## 2.44.40 14747

---

### Actual return type is @1@.

[Description]

Supplementary information was output.

[System Processing]

None.

[Action]

Refer to this message together with the message that was output immediately beforehand.

## 2.44.41 14748

---

---

**Final statement returns too many columns.****[Description]**

Supplementary information was output.

**[System Processing]**

None.

**[Action]**

Refer to this message together with the message that was output immediately beforehand.

---

**2.44.42 14749**

---

**Final statement returns @1@ instead of @2@ at column @3@.****[Description]**

Supplementary information was output.

**[System Processing]**

None.

**[Action]**

Refer to this message together with the message that was output immediately beforehand.

---

**2.44.43 14750**

---

**Final statement returns too few columns.****[Description]**

Supplementary information was output.

**[System Processing]**

None.

**[Action]**

Refer to this message together with the message that was output immediately beforehand.

---

**2.44.44 14751**

---

**Input has too many columns.****[Description]**

Supplementary information was output.

**[System Processing]**

None.

**[Action]**

Refer to this message together with the message that was output immediately beforehand.

---

**2.44.45 14752**

---

**Table has type @1@ at ordinal position @2@, but query expects @3@.**

[Description]

Supplementary information was output.

[System Processing]

None.

[Action]

Refer to this message together with the message that was output immediately beforehand.

## 2.44.46 14753

---

### Query provides a value for a dropped column at ordinal position @1@.

[Description]

Supplementary information was output.

[System Processing]

None.

[Action]

Refer to this message together with the message that was output immediately beforehand.

## 2.44.47 14754

---

### Input has too few columns.

[Description]

Supplementary information was output.

[System Processing]

None.

[Action]

Refer to this message together with the message that was output immediately beforehand.

## 2.44.48 14755

---

### Check for missing "SPI\_finish" calls.

[Description]

Supplementary information was output.

[System Processing]

None.

[Action]

Refer to this message together with the message that was output immediately beforehand.

## 2.44.49 14756

---

### SQL statement "@1@"

[Description]

Supplementary information was output.



[System Processing]

None.

[Action]

Refer to this message together with the message that was output immediately beforehand.

## 2.44.50 14757

---

**Table has type @1@, but query expects @2@.**

[Description]

Supplementary information was output.

[System Processing]

None.

[Action]

Refer to this message together with the message that was output immediately beforehand.

## 2.44.51 14758

---

**Table row contains @1@ attribute, but query expects @2@.**

[Description]

Supplementary information was output.

[System Processing]

None.

[Action]

Refer to this message together with the message that was output immediately beforehand.

## 2.44.52 14759

---

**Physical storage mismatch on dropped attribute at ordinal position @1@.**

[Description]

Supplementary information was output.

[System Processing]

None.

[Action]

Refer to this message together with the message that was output immediately beforehand.

## 2.44.53 14760

---

**Returned row contains @1@ attribute, but query expects @2@.**

[Description]

Supplementary information was output.

[System Processing]

None.

[Action]

Refer to this message together with the message that was output immediately beforehand.

## 2.44.54 14761

---

**Returned type @1@ at ordinal position @2@, but query expects @3@.**

[Description]

Supplementary information was output.

[System Processing]

None.

[Action]

Refer to this message together with the message that was output immediately beforehand.

## 2.44.55 14762

---

**Array with element type @1@ cannot be included in ARRAY construct with element type @2@.**

[Description]

Supplementary information was output.

[System Processing]

None.

[Action]

Refer to this message together with the message that was output immediately beforehand.

## 2.44.56 14763

---

**Key @1@ conflicts with key @2@.**

[Description]

Supplementary information was output.

[System Processing]

None.

[Action]

Refer to this message together with the message that was output immediately beforehand.

## 2.44.57 14764

---

**Key @1@ conflicts with existing key @2@.**

[Description]

Supplementary information was output.

[System Processing]

None.

[Action]

Refer to this message together with the message that was output immediately beforehand.

## 2.44.58 14765

---

**This has been seen to occur with buggy kernels; consider updating your system.**

[Description]

Supplementary information was output.

[System Processing]

None.

[Action]

Refer to this message together with the message that was output immediately beforehand.

## 2.44.59 14766

---

**Multiple failures --- write error might be permanent.**

[Description]

Supplementary information was output.

[System Processing]

None.

[Action]

Refer to this message together with the message that was output immediately beforehand.

## 2.44.60 14767

---

**writing block @1@ of relation @2@**

[Description]

Supplementary information was output.

[System Processing]

None.

[Action]

Refer to this message together with the message that was output immediately beforehand.

## 2.44.61 14768

---

**Only RowExclusiveLock or less can be acquired on database objects during recovery.**

[Description]

Supplementary information was output.

[System Processing]

None.

[Action]

Refer to this message together with the message that was output immediately beforehand.

## 2.44.62 14769

---

---

**You might need to increase max\_locks\_per\_transaction.**

[Description]

Supplementary information was output.

[System Processing]

None.

[Action]

Refer to this message together with the message that was output immediately beforehand.

---

### 2.44.63 14771

---

**You might need to run fewer transactions at a time or increase max\_connections.**

[Description]

Supplementary information was output.

[System Processing]

None.

[Action]

Refer to this message together with the message that was output immediately beforehand.

---

### 2.44.64 14772

---

**There might be an idle transaction or a forgotten prepared transaction causing this.**

[Description]

Supplementary information was output.

[System Processing]

None.

[Action]

Refer to this message together with the message that was output immediately beforehand.

---

### 2.44.65 14773

---

**"default\_transaction\_isolation" is set to "serializable".**

[Description]

Supplementary information was output.

[System Processing]

None.

[Action]

Refer to this message together with the message that was output immediately beforehand.

---

### 2.44.66 14774

---

**You can use "SET default\_transaction\_isolation = 'repeatable read'" to change the default.**

[Description]

Supplementary information was output.

[System Processing]

None.

[Action]

Refer to this message together with the message that was output immediately beforehand.

## 2.44.67 14775

---

**You might need to increase max\_pred\_locks\_per\_transaction.**

[Description]

Supplementary information was output.

[System Processing]

None.

[Action]

Refer to this message together with the message that was output immediately beforehand.

## 2.44.68 14776

---

**The transaction might succeed if retried.**

[Description]

Supplementary information was output.

[System Processing]

None.

[Action]

Refer to this message together with the message that was output immediately beforehand.

## 2.44.69 14778

---

**User transaction caused buffer deadlock with recovery.**

[Description]

Supplementary information was output.

[System Processing]

None.

[Action]

Refer to this message together with the message that was output immediately beforehand.

## 2.44.70 14779

---

**System allows @1@, we need at least @2@.**

[Description]

Supplementary information was output.

[System Processing]

None.

[Action]

Refer to this message together with the message that was output immediately beforehand.

---

## 2.44.71 14782

---

**Check free disk space.**

[Description]

Supplementary information was output.

[System Processing]

None.

[Action]

Refer to this message together with the message that was output immediately beforehand.

---

## 2.44.72 14783

---

**Consider increasing the configuration parameter "max\_wal\_size".**

[Description]

Supplementary information was output.

[System Processing]

None.

[Action]

Refer to this message together with the message that was output immediately beforehand.

---

## 2.44.73 14784

---

**Consult recent messages in the server log for details.**

[Description]

Supplementary information was output.

[System Processing]

None.

[Action]

Refer to this message together with the message that was output immediately beforehand.

---

## 2.44.74 14785

---

**This may indicate an incomplete PostgreSQL installation, or that the file "@1@" has been moved away from its proper location.**

[Description]

Supplementary information was output.

[System Processing]

None.

[Action]

Refer to this message together with the message that was output immediately beforehand.

---

## 2.44.75 14786

---

**The server must be started by the user that owns the data directory.**

[Description]

Supplementary information was output.

[System Processing]

None.

[Action]

Refer to this message together with the message that was output immediately beforehand.

---

## 2.44.76 14787

---

**Permissions should be u=rwx (0700).**

[Description]

Supplementary information was output.

[System Processing]

None.

[Action]

Refer to this message together with the message that was output immediately beforehand.

---

## 2.44.77 14788

---

**See C include file "ntstatus.h" for a description of the hexadecimal value.**

[Description]

Supplementary information was output.

[System Processing]

None.

[Action]

Refer to this message together with the message that was output immediately beforehand.

---

## 2.44.78 14789

---

**automatic vacuum of table "@1@.@2@.@3@"**

[Description]

Supplementary information was output.

[System Processing]

None.

[Action]

Refer to this message together with the message that was output immediately beforehand.

## 2.44.79 14790

---

**automatic analyze of table "@1@.@2@.@3@"**

[Description]

Supplementary information was output.

[System Processing]

None.

[Action]

Refer to this message together with the message that was output immediately beforehand.

## 2.44.80 14791

---

**Enable the "track\_counts" option.**

[Description]

Supplementary information was output.

[System Processing]

None.

[Action]

Refer to this message together with the message that was output immediately beforehand.

## 2.44.81 14792

---

**The failed archive command was: @1@**

[Description]

Supplementary information was output.

[System Processing]

None.

[Action]

Refer to this message together with the message that was output immediately beforehand.

## 2.44.82 14793

---

**Some of the transaction logs were lost that are necessary to recover the database completely.**

[Description]

Supplementary information was output.

[System Processing]

None.

[Action]

Refer to this message together with the message that was output immediately beforehand.



## 2.44.83 14794

---

**Fix the problem by referring to the messages prior to this one. Then take a full backup of the database.**

[Description]

Supplementary information was output.

[System Processing]

None.

[Action]

Refer to this message together with the message that was output immediately beforehand.

## 2.44.84 14795

---

**line @1@ of configuration file "@2@": "@3@"**

[Description]

Supplementary information was output.

[System Processing]

None.

[Action]

Refer to this message together with the message that was output immediately beforehand.

## 2.44.85 14796

---

**Words longer than @1@ characters are ignored.**

[Description]

Supplementary information was output.

[System Processing]

None.

[Action]

Refer to this message together with the message that was output immediately beforehand.

## 2.44.86 14797

---

**Use "?" to represent a stop word within a sample phrase.**

[Description]

Supplementary information was output.

[System Processing]

None.

[Action]

Refer to this message together with the message that was output immediately beforehand.

## 2.44.87 14798

---

---

**Declare it with SCROLL option to enable backward scan.**

[Description]

Supplementary information was output.

[System Processing]

None.

[Action]

Refer to this message together with the message that was output immediately beforehand.

---

## **2.44.88 14799**

---

**prepare: @1@**

[Description]

Supplementary information was output.

[System Processing]

None.

[Action]

Refer to this message together with the message that was output immediately beforehand.

---

## **2.45 Message Numbers Beginning with 14800**

---

### **2.45.1 14800**

---

**parameters: @1@**

[Description]

Supplementary information was output.

[System Processing]

None.

[Action]

Refer to this message together with the message that was output immediately beforehand.

---

### **2.45.2 14801**

---

**abort reason: recovery conflict**

[Description]

Supplementary information was output.

[System Processing]

None.

[Action]

Refer to this message together with the message that was output immediately beforehand.

### 2.45.3 14802

---

#### User was holding shared buffer pin for too long.

[Description]

Supplementary information was output.

[System Processing]

None.

[Action]

Refer to this message together with the message that was output immediately beforehand.

### 2.45.4 14803

---

#### User was holding a relation lock for too long.

[Description]

Supplementary information was output.

[System Processing]

None.

[Action]

Refer to this message together with the message that was output immediately beforehand.

### 2.45.5 14804

---

#### User was or might have been using tablespace that must be dropped.

[Description]

Supplementary information was output.

[System Processing]

None.

[Action]

Refer to this message together with the message that was output immediately beforehand.

### 2.45.6 14805

---

#### User query might have needed to see row versions that must be removed.

[Description]

Supplementary information was output.

[System Processing]

None.

[Action]

Refer to this message together with the message that was output immediately beforehand.

### 2.45.7 14806

---

---

**User was connected to a database that must be dropped.**

[Description]

Supplementary information was output.

[System Processing]

None.

[Action]

Refer to this message together with the message that was output immediately beforehand.

---

## 2.45.8 14808

---

**In a moment you should be able to reconnect to the database and repeat your command.**

[Description]

Supplementary information was output.

[System Processing]

None.

[Action]

Refer to this message together with the message that was output immediately beforehand.

---

## 2.45.9 14809

---

**An invalid floating-point operation was signaled. This probably means an out-of-range result or an invalid operation, such as division by zero.**

[Description]

Supplementary information was output.

[System Processing]

None.

[Action]

Refer to this message together with the message that was output immediately beforehand.

---

## 2.45.10 14810

---

**Increase the configuration parameter "max\_stack\_depth" (currently @1@kB), after ensuring the platform's stack depth limit is adequate.**

[Description]

Supplementary information was output.

[System Processing]

None.

[Action]

Refer to this message together with the message that was output immediately beforehand.

---

## 2.45.11 14811

---

**Try "@1@ --help" for more information.**

[Description]

Supplementary information was output.

[System Processing]

None.

[Action]

Refer to this message together with the message that was output immediately beforehand.

---

## 2.45.12 14814

---

**Use DROP FUNCTION @1@ first.**

[Description]

Supplementary information was output.

[System Processing]

None.

[Action]

Refer to this message together with the message that was output immediately beforehand.

---

## 2.45.13 14815

---

**Row type defined by OUT parameters is different.**

[Description]

Supplementary information was output.

[System Processing]

None.

[Action]

Refer to this message together with the message that was output immediately beforehand.

---

## 2.45.14 14816

---

**System catalog modifications are currently disallowed.**

[Description]

Supplementary information was output.

[System Processing]

None.

[Action]

Refer to this message together with the message that was output immediately beforehand.

---

## 2.45.15 14818

---

**A relation has an associated type of the same name, so you must use a name that doesn't conflict with any existing type.**

[Description]

Supplementary information was output.

[System Processing]

None.

[Action]

Refer to this message together with the message that was output immediately beforehand.

## 2.45.16 14819

---

**Table "@1@" references "@2@", but they do not have the same ON COMMIT setting.**

[Description]

Supplementary information was output.

[System Processing]

None.

[Action]

Refer to this message together with the message that was output immediately beforehand.

## 2.45.17 14820

---

**Table "@1@" references "@2@".**

[Description]

Supplementary information was output.

[System Processing]

None.

[Action]

Refer to this message together with the message that was output immediately beforehand.

## 2.45.18 14821

---

**Truncate table "@1@" at the same time, or use TRUNCATE ... CASCADE.**

[Description]

Supplementary information was output.

[System Processing]

None.

[Action]

Refer to this message together with the message that was output immediately beforehand.

## 2.45.19 14822

---

**GRANT and REVOKE are not allowed on untrusted languages, because only superusers can use untrusted languages.**

[Description]

Supplementary information was output.

[System Processing]

None.

[Action]

Refer to this message together with the message that was output immediately beforehand.

## 2.45.20 14823

---

**You can drop @1@ instead.**

[Description]

Supplementary information was output.

[System Processing]

None.

[Action]

Refer to this message together with the message that was output immediately beforehand.

## 2.45.21 14824

---

**Use DROP ... CASCADE to drop the dependent objects too.**

[Description]

Supplementary information was output.

[System Processing]

None.

[Action]

Refer to this message together with the message that was output immediately beforehand.

## 2.45.22 14827

---

**Labels must be @1@ characters or less.**

[Description]

Supplementary information was output.

[System Processing]

None.

[Action]

Refer to this message together with the message that was output immediately beforehand.

## 2.45.23 14828

---

**Valid fork names are "main", "fsm", "vm", and "init".**

[Description]

Supplementary information was output.

[System Processing]

None.

[Action]

Refer to this message together with the message that was output immediately beforehand.

---

## 2.45.24 14830

---

**Continuing to retry for 30 seconds.**

[Description]

Supplementary information was output.

[System Processing]

None.

[Action]

Refer to this message together with the message that was output immediately beforehand.

---

## 2.45.25 14831

---

**You might have antivirus, backup, or similar software interfering with the database system.**

[Description]

Supplementary information was output.

[System Processing]

None.

[Action]

Refer to this message together with the message that was output immediately beforehand.

---

## 2.45.26 14832

---

**while executing PostgreSQL::InServer::SPI::bootstrap**

[Description]

Supplementary information was output.

[System Processing]

None.

[Action]

Refer to this message together with the message that was output immediately beforehand.

---

## 2.45.27 14833

---

**while parsing Perl initialization**

[Description]

Supplementary information was output.

[System Processing]

None.



[Action]

Refer to this message together with the message that was output immediately beforehand.

## 2.45.28 14834

---

### while running Perl initialization

[Description]

Supplementary information was output.

[System Processing]

None.

[Action]

Refer to this message together with the message that was output immediately beforehand.

## 2.45.29 14835

---

### while executing PLC\_TRUSTED

[Description]

Supplementary information was output.

[System Processing]

None.

[Action]

Refer to this message together with the message that was output immediately beforehand.

## 2.45.30 14836

---

### while executing utf8fix

[Description]

Supplementary information was output.

[System Processing]

None.

[Action]

Refer to this message together with the message that was output immediately beforehand.

## 2.45.31 14837

---

### while executing plperl.on\_plperl\_init

[Description]

Supplementary information was output.

[System Processing]

None.

[Action]

Refer to this message together with the message that was output immediately beforehand.

## 2.45.32 14838

---

### while executing plperl.on\_plperlu\_init

[Description]

Supplementary information was output.

[System Processing]

None.

[Action]

Refer to this message together with the message that was output immediately beforehand.

## 2.45.33 14839

---

### PL/Perl function "@1@"

[Description]

Supplementary information was output.

[System Processing]

None.

[Action]

Refer to this message together with the message that was output immediately beforehand.

## 2.45.34 14840

---

### compilation of PL/Perl function "@1@"

[Description]

Supplementary information was output.

[System Processing]

None.

[Action]

Refer to this message together with the message that was output immediately beforehand.

## 2.45.35 14841

---

### PL/Perl anonymous code block

[Description]

Supplementary information was output.

[System Processing]

None.

[Action]

Refer to this message together with the message that was output immediately beforehand.

## 2.45.36 14842

---

---

### PL/Python function "@1@"

[Description]

Supplementary information was output.

[System Processing]

None.

[Action]

Refer to this message together with the message that was output immediately beforehand.

---

## 2.45.37 14843

---

### PL/Python anonymous code block

[Description]

Supplementary information was output.

[System Processing]

None.

[Action]

Refer to this message together with the message that was output immediately beforehand.

---

## 2.45.38 14844

---

### while modifying trigger row

[Description]

Supplementary information was output.

[System Processing]

None.

[Action]

Refer to this message together with the message that was output immediately beforehand.

---

## 2.45.39 14845

---

### while creating return value

[Description]

Supplementary information was output.

[System Processing]

None.

[Action]

Refer to this message together with the message that was output immediately beforehand.

---

## 2.45.40 14846

---

### Expected None or a string.

[Description]

Supplementary information was output.

[System Processing]

None.

[Action]

Refer to this message together with the message that was output immediately beforehand.

## 2.45.41 14847

---

### Expected None, "OK", "SKIP", or "MODIFY".

[Description]

Supplementary information was output.

[System Processing]

None.

[Action]

Refer to this message together with the message that was output immediately beforehand.

## 2.45.42 14848

---

### PL/Python set-returning functions only support returning one value per call.

[Description]

Supplementary information was output.

[System Processing]

None.

[Action]

Refer to this message together with the message that was output immediately beforehand.

## 2.45.43 14849

---

### PL/Python set-returning functions must return an iterable object.

[Description]

Supplementary information was output.

[System Processing]

None.

[Action]

Refer to this message together with the message that was output immediately beforehand.

## 2.45.44 14852

---

### To return null in a column, add the value None to the mapping with the key named after the column.

[Description]

Supplementary information was output.

[System Processing]

None.

[Action]

Refer to this message together with the message that was output immediately beforehand.

---

### 2.45.45 14853

---

**To return null in a column, let the returned object have an attribute named after column with value None.**

[Description]

Supplementary information was output.

[System Processing]

None.

[Action]

Refer to this message together with the message that was output immediately beforehand.

---

### 2.45.46 14856

---

**The arguments of the trigger can be accessed through TG\_NARGS and TG\_ARGV instead.**

[Description]

Supplementary information was output.

[System Processing]

None.

[Action]

Refer to this message together with the message that was output immediately beforehand.

---

### 2.45.47 14857

---

**compilation of PL/pgSQL function "@1@" near line @2@**

[Description]

Supplementary information was output.

[System Processing]

None.

[Action]

Refer to this message together with the message that was output immediately beforehand.

---

### 2.45.48 14858

---

**It could refer to either a PL/pgSQL variable or a table column.**

[Description]

Supplementary information was output.

[System Processing]

None.

[Action]

Refer to this message together with the message that was output immediately beforehand.

## 2.45.49 14859

---

[PL/pgSQL function @1@ line @2@ @3@](#)

[Description]

Supplementary information was output.

[System Processing]

None.

[Action]

Refer to this message together with the message that was output immediately beforehand.

## 2.45.50 14860

---

[PL/pgSQL function @1@ @2@](#)

[Description]

Supplementary information was output.

[System Processing]

None.

[Action]

Refer to this message together with the message that was output immediately beforehand.

## 2.45.51 14861

---

[PL/pgSQL function @1@ line @2@ at @3@](#)

[Description]

Supplementary information was output.

[System Processing]

None.

[Action]

Refer to this message together with the message that was output immediately beforehand.

## 2.45.52 14862

---

[PL/pgSQL function @1@](#)

[Description]

Supplementary information was output.

[System Processing]

None.

[Action]

Refer to this message together with the message that was output immediately beforehand.

## 2.45.53 14863

---

### CASE statement is missing ELSE part.

[Description]

Supplementary information was output.

[System Processing]

None.

[Action]

Refer to this message together with the message that was output immediately beforehand.

## 2.45.54 14864

---

### The tuple structure of a not-yet-assigned record is indeterminate.

[Description]

Supplementary information was output.

[System Processing]

None.

[Action]

Refer to this message together with the message that was output immediately beforehand.

## 2.45.55 14865

---

### @1@

[Description]

Supplementary information was output.

[System Processing]

None.

[Action]

Refer to this message together with the message that was output immediately beforehand.

## 2.45.56 14866

---

### Use a BEGIN block with an EXCEPTION clause instead.

[Description]

Supplementary information was output.

[System Processing]

None.

[Action]

Refer to this message together with the message that was output immediately beforehand.

## 2.45.57 14867

---

---

**If you want to discard the results of a SELECT, use PERFORM instead.**

[Description]

Supplementary information was output.

[System Processing]

None.

[Action]

Refer to this message together with the message that was output immediately beforehand.

---

## **2.45.58 14868**

---

**You might want to use EXECUTE ... INTO or EXECUTE CREATE TABLE ... AS instead.**

[Description]

Supplementary information was output.

[System Processing]

None.

[Action]

Refer to this message together with the message that was output immediately beforehand.

---

## **2.45.59 14869**

---

**Use RETURN NEXT or RETURN QUERY.**

[Description]

Supplementary information was output.

[System Processing]

None.

[Action]

Refer to this message together with the message that was output immediately beforehand.

---

## **2.45.60 14870**

---

**@1@in PL/Tcl function "@2@"**

[Description]

Supplementary information was output.

[System Processing]

None.

[Action]

Refer to this message together with the message that was output immediately beforehand.

---

## **2.45.61 14871**

---

**could not translate host name "@1@" to address: @2@**



[Description]

An error occurred during execution of the application or command.

[System Processing]

Processing will be aborted.

[Action]

Check the message text and confirm that the application is written correctly and the command is being used correctly.

---

## 2.45.62 14873

---

### out of memory

[Description]

There was insufficient free space in the client's memory during execution of the application.

[System Processing]

Processing will be aborted.

[Action]

Estimate memory usage and take the following action:

- Modify the application to reduce memory usage.

---

## 2.45.63 14877

---

### host name must be specified

[Description]

The operating environment such as the status of the connection definition file and the connection method specification is abnormal.

[System Processing]

Processing will be aborted.

[Action]

Confirm that the operating environment such as the status of the connection definition file and the connection method specification is normal.

---

## 2.45.64 14881

---

### GSSAPI continuation error

[Description]

An error occurred.

[System Processing]

Processing will be aborted.

[Action]

To investigate the cause of the occurrence from the message, and remove cause.

---

## 2.45.65 14882

---

### duplicate GSS authentication request

[Description]

An error occurred.

[System Processing]

Processing will be aborted.

[Action]

To investigate the cause of the occurrence from the message, and remove cause.

## 2.45.66 14883

---

### GSSAPI name import error

[Description]

An error occurred.

[System Processing]

Processing will be aborted.

[Action]

To investigate the cause of the occurrence from the message, and remove cause.

## 2.45.67 14884

---

### SSPI continuation error

[Description]

An error occurred.

[System Processing]

Processing will be aborted.

[Action]

To investigate the cause of the occurrence from the message, and remove cause.

## 2.45.68 14885

---

### could not acquire SSPI credentials

[Description]

An error occurred during execution of the application or command.

[System Processing]

Processing will be aborted.

[Action]

Check the message text and confirm that the application is written correctly and the command is being used correctly.

## 2.45.69 14886

---

### SCM\_CRED authentication method not supported

[Description]

An error occurred during execution of the application or command.

[System Processing]

Processing will be aborted.

[Action]

Check the message text and confirm that the application is written correctly and the command is being used correctly.

## 2.45.70 14887

---

### Kerberos 4 authentication not supported

[Description]

An error occurred during execution of the application or command.

[System Processing]

Processing will be aborted.

[Action]

Check the message text and confirm that the application is written correctly and the command is being used correctly.

## 2.45.71 14888

---

### Kerberos 5 authentication not supported

[Description]

An error occurred during execution of the application or command.

[System Processing]

Processing will be aborted.

[Action]

Check the message text and confirm that the application is written correctly and the command is being used correctly.

## 2.45.72 14889

---

### GSSAPI authentication not supported

[Description]

An error occurred during execution of the application or command.

[System Processing]

Processing will be aborted.

[Action]

Check the message text and confirm that the application is written correctly and the command is being used correctly.

## 2.45.73 14890

---

### SSPI authentication not supported

[Description]

An error occurred during execution of the application or command.

[System Processing]

Processing will be aborted.

[Action]

Check the message text and confirm that the application is written correctly and the command is being used correctly.

## 2.45.74 14891

---

### Crypt authentication not supported

[Description]

An error occurred during execution of the application or command.

[System Processing]

Processing will be aborted.

[Action]

Check the message text and confirm that the application is written correctly and the command is being used correctly.

## 2.45.75 14892

---

### authentication method @1@ not supported

[Description]

An error occurred during execution of the application or command.

[System Processing]

Processing will be aborted.

[Action]

Check the message text and confirm that the application is written correctly and the command is being used correctly.

## 2.45.76 14893

---

### invalid sslmode value: "@1@"

[Description]

An error occurred during execution of the application or command.

[System Processing]

Processing will be aborted.

[Action]

Check the message text and confirm that the application is written correctly and the command is being used correctly.

## 2.45.77 14894

---

### sslmode value "@1@" invalid when SSL support is not compiled in

[Description]

An error occurred during execution of the application or command.

[System Processing]

Processing will be aborted.

[Action]

Check the message text and confirm that the application is written correctly and the command is being used correctly.

## 2.45.78 14895

---

**could not set socket to TCP no delay mode: @1@**

[Description]

An error occurred during execution of the application or command.

[System Processing]

Processing will be aborted.

[Action]

Check the message text and confirm that the application is written correctly and the command is being used correctly.

## 2.45.79 14896

---

**could not connect to server: @1@ Is the server running locally and accepting connections on Unix domain socket "@2@"?**

[Description]

An error occurred during execution of the application or command.

[System Processing]

Processing will be aborted.

[Action]

Check the message text and confirm that the application is written correctly and the command is being used correctly.

## 2.45.80 14897

---

**could not connect to server: @1@ Is the server running on host "@2@" (@3@) and accepting TCP/IP connections on port @4@?**

[Description]

An error occurred during execution of the application or command.

[System Processing]

Processing will be aborted.

[Action]

Check the message text and confirm that the application is written correctly and the command is being used correctly.

## 2.45.81 14898

---

**could not connect to server: @1@ Is the server running on host "@2@" and accepting TCP/IP connections on port @3@?**

[Description]

An error occurred during execution of the application or command.

[System Processing]

Processing will be aborted.

[Action]

Check the message text and confirm that the application is written correctly and the command is being used correctly.

## 2.46 Message Numbers Beginning with 14900

---

### 2.46.1 14902

---

**setsockopt(@1 @) failed: @2@**

[Description]

An error occurred.

[System Processing]

Processing will be aborted.

[Action]

To investigate the cause of the occurrence from the message, and remove cause.

### 2.46.2 14903

---

**WSAIoctl(SIO\_KEEPALIVE\_VALS) failed: @1 @i**

[Description]

An error occurred.

[System Processing]

Processing will be aborted.

[Action]

To investigate the cause of the occurrence from the message, and remove cause.

### 2.46.3 14904

---

**invalid port number: "@1@"**

[Description]

An error occurred during execution of the application or command.

[System Processing]

Processing will be aborted.

[Action]

Check the message text and confirm that the application is written correctly and the command is being used correctly.

### 2.46.4 14906

---

**could not translate Unix-domain socket path "@1@" to address: @2@**

[Description]

An error occurred during execution of the application or command.

[System Processing]

Processing will be aborted.

[Action]

Check the message text and confirm that the application is written correctly and the command is being used correctly.

## 2.46.5 14907

---

### invalid connection state, probably indicative of memory corruption

[Description]

An unexpected error occurred.

[System Processing]

Processing will be aborted.

[Action]

Contact Fujitsu technical support.

## 2.46.6 14908

---

### could not create socket: @1@

[Description]

There was insufficient free space in the server's memory during execution of the application.

[System Processing]

Processing will be aborted.

[Action]

Estimate memory usage and take the following action:

- If the number of simultaneous connections from client applications is high, reduce it.
- If the number of simultaneous SQL executions is high, reduce it.

## 2.46.7 14909

---

### could not set socket to nonblocking mode: @1@

[Description]

An error occurred.

[System Processing]

Processing will be aborted.

[Action]

To investigate the cause of the occurrence from the message, and remove cause.

## 2.46.8 14910

---

### could not set socket to close-on-exec mode: @1@

[Description]

An error occurred.

[System Processing]

Processing will be aborted.

[Action]

To investigate the cause of the occurrence from the message, and remove cause.

## 2.46.9 14911

---

### keepalives parameter must be an integer

#### [Description]

An error occurred during execution of the application or command.

#### [System Processing]

Processing will be aborted.

#### [Action]

Check the message text and confirm that the application is written correctly and the command is being used correctly.

## 2.46.10 14913

---

### could not get socket error status: @1@

#### [Description]

An error occurred.

#### [System Processing]

Processing will be aborted.

#### [Action]

To investigate the cause of the occurrence from the message, and remove cause.

## 2.46.11 14914

---

### could not get client address from socket: @1@

#### [Description]

An error occurred.

#### [System Processing]

Processing will be aborted.

#### [Action]

To investigate the cause of the occurrence from the message, and remove cause.

## 2.46.12 14915

---

### requirepeer parameter is not supported on this platform

#### [Description]

An error occurred during execution of the application or command.

#### [System Processing]

Processing will be aborted.

#### [Action]

Check the message text and confirm that the application is written correctly and the command is being used correctly.

## 2.46.13 14916

---



---

**could not get peer credentials: @1@****[Description]**

An error occurred.

**[System Processing]**

Processing will be aborted.

**[Action]**

To investigate the cause of the occurrence from the message, and remove cause.

---

**2.46.14 14918**

---

**requirepeer specifies "@1@", but actual peer user name is "@2@"****[Description]**

An error occurred during execution of the application or command.

**[System Processing]**

Processing will be aborted.

**[Action]**

Check the message text and confirm that the application is written correctly and the command is being used correctly.

---

**2.46.15 14919**

---

**could not send startup packet: @1@****[Description]**

An error occurred.

**[System Processing]**

Processing will be aborted.

**[Action]**

To investigate the cause of the occurrence from the message, and remove cause.

---

**2.46.16 14921**

---

**unexpected message from server during startup****[Description]**

An error occurred during communication between the application and the database server.

**[System Processing]**

Processing will be aborted.

**[Action]**

Check if there are any problems in the network, eliminate the cause of any error and re-execute the command.

---

**2.46.17 14922**

---

**could not send SSL negotiation packet: @1@**

[Description]

An error occurred.

[System Processing]

Processing will be aborted.

[Action]

To investigate the cause of the occurrence from the message, and remove cause.

## 2.46.18 14923

---

### server does not support SSL, but SSL was required

[Description]

An error occurred during execution of the application or command.

[System Processing]

Processing will be aborted.

[Action]

Check the message text and confirm that the application is written correctly and the command is being used correctly.

## 2.46.19 14924

---

### received invalid response to SSL negotiation: @1@

[Description]

An error occurred during communication between the application and the database server.

[System Processing]

Processing will be aborted.

[Action]

Check if there are any problems in the network, eliminate the cause of any error and re-execute the command.

## 2.46.20 14925

---

### expected authentication request from server, but received @1@

[Description]

An error occurred during communication between the application and the database server.

[System Processing]

Processing will be aborted.

[Action]

Check if there are any problems in the network, eliminate the cause of any error and re-execute the command.

## 2.46.21 14926

---

### out of memory allocating GSSAPI buffer (@1@)

[Description]

There was insufficient free space in the client's memory during execution of the application.

[System Processing]

Processing will be aborted.

[Action]

Estimate memory usage and take the following action:

- Modify the application to reduce memory usage.

## 2.46.22 14927

---

### invalid connection state @1@, probably indicative of memory corruption

[Description]

An unexpected error occurred.

[System Processing]

Processing will be aborted.

[Action]

Contact Fujitsu technical support.

## 2.46.23 14928

---

### PGEventProc "@1@" failed during PGEVT\_CONNRESET event

[Description]

An error occurred.

[System Processing]

Processing will be aborted.

[Action]

To investigate the cause of the occurrence from the message, and remove cause.

## 2.46.24 14929

---

### invalid LDAP URL "@1@": scheme must be ldap://

[Description]

An error occurred during execution of the application or command.

[System Processing]

Processing will be aborted.

[Action]

Check the message text and confirm that the application is written correctly and the command is being used correctly.

## 2.46.25 14930

---

### invalid LDAP URL "@1@": missing distinguished name

[Description]

An error occurred during execution of the application or command.

[System Processing]

Processing will be aborted.

[Action]

Check the message text and confirm that the application is written correctly and the command is being used correctly.

## 2.46.26 14931

---

### invalid LDAP URL "@1@": must have exactly one attribute

[Description]

An error occurred during execution of the application or command.

[System Processing]

Processing will be aborted.

[Action]

Check the message text and confirm that the application is written correctly and the command is being used correctly.

## 2.46.27 14932

---

### invalid LDAP URL "@1@": must have search scope (base/one/sub)

[Description]

An error occurred during execution of the application or command.

[System Processing]

Processing will be aborted.

[Action]

Check the message text and confirm that the application is written correctly and the command is being used correctly.

## 2.46.28 14933

---

### invalid LDAP URL "@1@": no filter

[Description]

An error occurred during execution of the application or command.

[System Processing]

Processing will be aborted.

[Action]

Check the message text and confirm that the application is written correctly and the command is being used correctly.

## 2.46.29 14934

---

### invalid LDAP URL "@1@": invalid port number

[Description]

An error occurred during execution of the application or command.

[System Processing]

Processing will be aborted.

[Action]

Check the message text and confirm that the application is written correctly and the command is being used correctly.

## 2.46.30 14935

---

### could not create LDAP structure

[Description]

An error occurred.

[System Processing]

Processing will be aborted.

[Action]

To investigate the cause of the occurrence from the message, and remove cause.

## 2.46.31 14936

---

### lookup on LDAP server failed: @1@

[Description]

An error occurred.

[System Processing]

Processing will be aborted.

[Action]

To investigate the cause of the occurrence from the message, and remove cause.

## 2.46.32 14937

---

### more than one entry found on LDAP lookup

[Description]

An error occurred during execution of the application or command.

[System Processing]

Processing will be aborted.

[Action]

Check the message text and confirm that the application is written correctly and the command is being used correctly.

## 2.46.33 14938

---

### no entry found on LDAP lookup

[Description]

An error occurred during execution of the application or command.

[System Processing]

Processing will be aborted.

[Action]

Check the message text and confirm that the application is written correctly and the command is being used correctly.

## 2.46.34 14939

---

### attribute has no values on LDAP lookup

#### [Description]

An error occurred during execution of the application or command.

#### [System Processing]

Processing will be aborted.

#### [Action]

Check the message text and confirm that the application is written correctly and the command is being used correctly.

## 2.46.35 14940

---

### missing "=" after "@1@" in connection info string

#### [Description]

The operating environment such as the status of the connection definition file and the connection method specification is abnormal.

#### [System Processing]

Processing will be aborted.

#### [Action]

Confirm that the operating environment such as the status of the connection definition file and the connection method specification is normal.

## 2.46.36 14941

---

### invalid connection option "@1@"

#### [Description]

The operating environment such as the status of the connection definition file and the connection method specification is abnormal.

#### [System Processing]

Processing will be aborted.

#### [Action]

Confirm that the operating environment such as the status of the connection definition file and the connection method specification is normal.

## 2.46.37 14942

---

### unterminated quoted string in connection info string

#### [Description]

The operating environment such as the status of the connection definition file and the connection method specification is abnormal.

#### [System Processing]

Processing will be aborted.

#### [Action]

Confirm that the operating environment such as the status of the connection definition file and the connection method specification is normal.

## 2.46.38 14944

---

### definition of service "@1@" not found

#### [Description]

An error occurred during execution of the application or command.

#### [System Processing]

Processing will be aborted.

#### [Action]

Check the message text and confirm that the application is written correctly and the command is being used correctly.

## 2.46.39 14945

---

### service file "@1@" not found

#### [Description]

The operating environment such as the status of the connection definition file and the connection method specification is abnormal.

#### [System Processing]

Processing will be aborted.

#### [Action]

Confirm that the operating environment such as the status of the connection definition file and the connection method specification is normal.

## 2.46.40 14946

---

### line @1@ too long in service file "@2@"

#### [Description]

The operating environment such as the status of the connection definition file and the connection method specification is abnormal.

#### [System Processing]

Processing will be aborted.

#### [Action]

Confirm that the operating environment such as the status of the connection definition file and the connection method specification is normal.

## 2.46.41 14947

---

### syntax error in service file "@1@", line @2@

#### [Description]

The operating environment such as the status of the connection definition file and the connection method specification is abnormal.

#### [System Processing]

Processing will be aborted.

#### [Action]

Confirm that the operating environment such as the status of the connection definition file and the connection method specification is normal.

## 2.46.42 14948

---

### connection pointer is NULL

[Description]

An error occurred during execution of the application or command.

[System Processing]

Processing will be aborted.

[Action]

Check the message text and confirm that the application is written correctly and the command is being used correctly.

## 2.46.43 14951

---

### password retrieved from file "@1@"

[Description]

The application or command terminated normally, but a warning was output.

[System Processing]

Processing will continue.

[Action]

Check the message text and confirm that the issue does not affect the expected outcome.

## 2.46.44 14952

---

### command string is a null pointer

[Description]

An error occurred during execution of the application or command.

[System Processing]

Processing will be aborted.

[Action]

Check the message text and confirm that the application is written correctly and the command is being used correctly.

## 2.46.45 14953

---

### statement name is a null pointer

[Description]

An error occurred during execution of the application or command.

[System Processing]

Processing will be aborted.

[Action]

Check the message text and confirm that the application is written correctly and the command is being used correctly.

## 2.46.46 14954

---



---

### function requires at least protocol version 3.0

[Description]

An error occurred during execution of the application or command.

[System Processing]

Processing will be aborted.

[Action]

Check the message text and confirm that the application is written correctly and the command is being used correctly.

---

## 2.46.47 14955

---

### no connection to the server

[Description]

An error occurred during execution of the application or command.

[System Processing]

Processing will be aborted.

[Action]

Check the message text and confirm that the application is written correctly and the command is being used correctly.

---

## 2.46.48 14956

---

### another command is already in progress

[Description]

An error occurred during execution of the application or command.

[System Processing]

Processing will be aborted.

[Action]

Check the message text and confirm that the application is written correctly and the command is being used correctly.

---

## 2.46.49 14957

---

### length must be given for binary parameter

[Description]

An error occurred during execution of the application or command.

[System Processing]

Processing will be aborted.

[Action]

Check the message text and confirm that the application is written correctly and the command is being used correctly.

---

## 2.46.50 14958

---

### unexpected asyncStatus: @1@

[Description]

An unexpected error occurred.

[System Processing]

Processing will be aborted.

[Action]

Contact Fujitsu technical support.

## 2.46.51 14959

---

### **PGEventProc "@1@" failed during PGEVT\_RESULTCREATE event**

[Description]

An error occurred.

[System Processing]

Processing will be aborted.

[Action]

To investigate the cause of the occurrence from the message, and remove cause.

## 2.46.52 14960

---

### **COPY terminated by new PQexec**

[Description]

Processing was canceled.

[System Processing]

Processing will be aborted.

[Action]

Check the message text.

## 2.46.53 14961

---

### **COPY IN state must be terminated first**

[Description]

An error occurred during execution of the application or command.

[System Processing]

Processing will be aborted.

[Action]

Check the message text and confirm that the application is written correctly and the command is being used correctly.

## 2.46.54 14962

---

### **COPY OUT state must be terminated first**

[Description]

An error occurred during execution of the application or command.

[System Processing]

Processing will be aborted.

[Action]

Check the message text and confirm that the application is written correctly and the command is being used correctly.

---

## 2.46.55 14963

---

### PQexec not allowed during COPY BOTH

[Description]

An error occurred during execution of the application or command.

[System Processing]

Processing will be aborted.

[Action]

Check the message text and confirm that the application is written correctly and the command is being used correctly.

---

## 2.46.56 14964

---

### no COPY in progress

[Description]

An error occurred during execution of the application or command.

[System Processing]

Processing will be aborted.

[Action]

Check the message text and confirm that the application is written correctly and the command is being used correctly.

---

## 2.46.57 14965

---

### connection in wrong state

[Description]

An error occurred during execution of the application or command.

[System Processing]

Processing will be aborted.

[Action]

Check the message text and confirm that the application is written correctly and the command is being used correctly.

---

## 2.46.58 14966

---

### invalid ExecStatusType code

[Description]

An error occurred during execution of the application or command.

[System Processing]

Processing will be aborted.

[Action]

Check the message text and confirm that the application is written correctly and the command is being used correctly.

## 2.46.59 14967

---

### column number @1@ is out of range 0..@2@

[Description]

An error occurred during execution of the application or command.

[System Processing]

Processing will be aborted.

[Action]

Check the message text and confirm that the application is written correctly and the command is being used correctly.

## 2.46.60 14968

---

### row number @1@ is out of range 0..@2@

[Description]

An error occurred during execution of the application or command.

[System Processing]

Processing will be aborted.

[Action]

Check the message text and confirm that the application is written correctly and the command is being used correctly.

## 2.46.61 14969

---

### parameter number @1@ is out of range 0..@2@

[Description]

An error occurred during execution of the application or command.

[System Processing]

Processing will be aborted.

[Action]

Check the message text and confirm that the application is written correctly and the command is being used correctly.

## 2.46.62 14970

---

### could not interpret result from server: @1@

[Description]

An error occurred during communication between the application and the database server.

[System Processing]

Processing will be aborted.

[Action]

Check if there are any problems in the network, eliminate the cause of any error and re-execute the command.

## 2.46.63 14971

---

### incomplete multibyte character

#### [Description]

An error occurred during communication between the application and the database server.

#### [System Processing]

Processing will be aborted.

#### [Action]

Check if there are any problems in the network, eliminate the cause of any error and re-execute the command.

## 2.46.64 14972

---

### cannot determine OID of function lo\_truncate

#### [Description]

An error occurred during execution of the application or command.

#### [System Processing]

Processing will be aborted.

#### [Action]

Check the message text and confirm that the application is written correctly and the command is being used correctly.

## 2.46.65 14973

---

### cannot determine OID of function lo\_create

#### [Description]

An error occurred during execution of the application or command.

#### [System Processing]

Processing will be aborted.

#### [Action]

Check the message text and confirm that the application is written correctly and the command is being used correctly.

## 2.46.66 14974

---

### could not open file "@1@": @2@

#### [Description]

An error occurred during execution of the application or command.

#### [System Processing]

Processing will be aborted.

#### [Action]

Check the message text and confirm that the application is written correctly and the command is being used correctly.

## 2.46.67 14975

---

---

### could not read from file "@1@": @2@

[Description]

An error occurred during execution of the application or command.

[System Processing]

Processing will be aborted.

[Action]

Check the message text and confirm that the application is written correctly and the command is being used correctly.

---

## 2.46.68 14976

---

### could not write to file "@1@": @2@

[Description]

An error occurred during execution of the application or command.

[System Processing]

Processing will be aborted.

[Action]

Check the message text and confirm that the application is written correctly and the command is being used correctly.

---

## 2.46.69 14977

---

### query to initialize large object functions did not return data

[Description]

An error occurred during execution of the application or command.

[System Processing]

Processing will be aborted.

[Action]

Check the message text and confirm that the application is written correctly and the command is being used correctly.

---

## 2.46.70 14978

---

### cannot determine OID of function lo\_open

[Description]

An error occurred during execution of the application or command.

[System Processing]

Processing will be aborted.

[Action]

Check the message text and confirm that the application is written correctly and the command is being used correctly.

---

## 2.46.71 14979

---

### cannot determine OID of function lo\_close

[Description]

An error occurred during execution of the application or command.

[System Processing]

Processing will be aborted.

[Action]

Check the message text and confirm that the application is written correctly and the command is being used correctly.

## 2.46.72 14980

---

### cannot determine OID of function lo\_creat

[Description]

An error occurred during execution of the application or command.

[System Processing]

Processing will be aborted.

[Action]

Check the message text and confirm that the application is written correctly and the command is being used correctly.

## 2.46.73 14981

---

### cannot determine OID of function lo\_unlink

[Description]

An error occurred during execution of the application or command.

[System Processing]

Processing will be aborted.

[Action]

Check the message text and confirm that the application is written correctly and the command is being used correctly.

## 2.46.74 14982

---

### cannot determine OID of function lo\_lseek

[Description]

An error occurred during execution of the application or command.

[System Processing]

Processing will be aborted.

[Action]

Check the message text and confirm that the application is written correctly and the command is being used correctly.

## 2.46.75 14983

---

### cannot determine OID of function lo\_tell

[Description]

An error occurred during execution of the application or command.

[System Processing]

Processing will be aborted.

[Action]

Check the message text and confirm that the application is written correctly and the command is being used correctly.

---

## 2.46.76 14984

---

**cannot determine OID of function loread**

[Description]

An error occurred during execution of the application or command.

[System Processing]

Processing will be aborted.

[Action]

Check the message text and confirm that the application is written correctly and the command is being used correctly.

---

## 2.46.77 14985

---

**cannot determine OID of function lowrite**

[Description]

An error occurred during execution of the application or command.

[System Processing]

Processing will be aborted.

[Action]

Check the message text and confirm that the application is written correctly and the command is being used correctly.

---

## 2.46.78 14986

---

**integer of size @1@ not supported by pqGetInt**

[Description]

An error occurred during execution of the application or command.

[System Processing]

Processing will be aborted.

[Action]

Check the message text and confirm that the application is written correctly and the command is being used correctly.

---

## 2.46.79 14987

---

**integer of size @1@ not supported by pqPutInt**

[Description]

An error occurred during execution of the application or command.

[System Processing]

Processing will be aborted.



[Action]

Check the message text and confirm that the application is written correctly and the command is being used correctly.

## 2.46.80 14988

---

### connection not open

[Description]

An error occurred during execution of the application or command.

[System Processing]

Processing will be aborted.

[Action]

Check the message text and confirm that the application is written correctly and the command is being used correctly.

## 2.46.81 14989

---

### server closed the connection unexpectedly This probably means the server terminated abnormally before or while processing the request.

[Description]

An error occurred.

[System Processing]

Processing will be aborted.

[Action]

To investigate the cause of the occurrence from the message, and remove cause.

## 2.46.82 14990

---

### timeout expired

[Description]

Timeout occurred during execution of the application.

[System Processing]

Processing will be aborted.

[Action]

Check the following:

- If executing SQL that outputs a large volume of search results, add a conditional expression to filter the results further.
- If numerous SQLs are being simultaneously executed, reduce the number of simultaneously executed SQLs.
- If a large volume of data is to be updated in a single transaction, modify the SQL to reduce the volume of data to be updated in a single transaction.
- If executing a complex SQL, modify it to a simple SQL.
- Check if there are any problems in the network.
- Before conducting maintenance that involves the processing of a large volume of data, use the SET statement to temporarily increase the value of maintenance\_work\_mem.

## 2.46.83 14991

---

### invalid socket

[Description]

An error occurred.

[System Processing]

Processing will be aborted.

[Action]

To investigate the cause of the occurrence from the message, and remove cause.

## 2.46.84 14992

---

### select() failed: @1@

[Description]

An error occurred.

[System Processing]

Processing will be aborted.

[Action]

To investigate the cause of the occurrence from the message, and remove cause.

## 2.46.85 14993

---

### invalid setenv state @1@, probably indicative of memory corruption

[Description]

An unexpected error occurred.

[System Processing]

Processing will be aborted.

[Action]

Contact Fujitsu technical support.

## 2.46.86 14994

---

### invalid state @1@, probably indicative of memory corruption

[Description]

An unexpected error occurred.

[System Processing]

Processing will be aborted.

[Action]

Contact Fujitsu technical support.

## 2.46.87 14995

---

---

### message type 0x@1 @ arrived from server while idle

[Description]

The application or command terminated normally, but a warning was output.

[System Processing]

Processing will continue.

[Action]

Check the message text and confirm that the issue does not affect the expected outcome.

---

## 2.46.88 14996

---

### unexpected character @1 @ following empty query response ("I" message)

[Description]

An error occurred during communication between the application and the database server.

[System Processing]

Processing will be aborted.

[Action]

Check if there are any problems in the network, eliminate the cause of any error and re-execute the command.

---

## 2.46.89 14997

---

### server sent data ("D" message) without prior row description ("T" message)

[Description]

An error occurred during communication between the application and the database server.

[System Processing]

Processing will be aborted.

[Action]

Check if there are any problems in the network, eliminate the cause of any error and re-execute the command.

---

## 2.46.90 14998

---

### server sent binary data ("B" message) without prior row description ("T" message)

[Description]

An error occurred during communication between the application and the database server.

[System Processing]

Processing will be aborted.

[Action]

Check if there are any problems in the network, eliminate the cause of any error and re-execute the command.

---

## 2.46.91 14999

---

### unexpected response from server; first received character was "@1@"

[Description]

An error occurred during communication between the application and the database server.

[System Processing]

Processing will be aborted.

[Action]

Check if there are any problems in the network, eliminate the cause of any error and re-execute the command.

## 2.47 Message Numbers Beginning with 15000

---

### 2.47.1 15000

---

#### out of memory for query result

[Description]

There was insufficient free space in the client's memory during execution of the application.

[System Processing]

Processing will be aborted.

[Action]

Estimate memory usage and take the following action:

- Modify the application to reduce memory usage.

### 2.47.2 15001

---

#### lost synchronization with server, resetting connection

[Description]

The database server was disconnected during execution of the application.

[System Processing]

Processing will be aborted.

[Action]

Communication may have been disconnected for the following reasons:

- An error occurred in the communication line (TCP/IP etc.)
- The database server terminated abnormally.

Take the following actions:

- Eliminate the cause of the communication disconnection.

Examine the application and check whether the transaction for implementing update is a long transaction. Judge whether it is a long transaction from the following viewpoints and modify the application.

- If the COMMIT process is not executed after update, add the COMMIT process.
  - If the total number of update records in a single transaction is high, split it into short transactions.
  - If search was conducted for a long period of time after update, execute COMMIT after update or review the search SQL statement.
- If none of the above situations applies, perform the following:
    - Confirm that the database server has not stopped.
    - If the database server is starting or stopping, re-execute the command after the database server starts.

## 2.47.3 15002

---

### protocol error: id=0x@1@

#### [Description]

An error occurred during communication between the application and the database server.

#### [System Processing]

Processing will be aborted.

#### [Action]

Check if there are any problems in the network, eliminate the cause of any error and re-execute the command.

## 2.47.4 15003

---

### server sent data ("D" message) without prior row description ("T" message)

#### [Description]

An error occurred during communication between the application and the database server.

#### [System Processing]

Processing will be aborted.

#### [Action]

Check if there are any problems in the network, eliminate the cause of any error and re-execute the command.

## 2.47.5 15004

---

### message contents do not agree with length in message type "@1@"

#### [Description]

An error occurred during communication between the application and the database server.

#### [System Processing]

Processing will be aborted.

#### [Action]

Check if there are any problems in the network, eliminate the cause of any error and re-execute the command.

## 2.47.6 15005

---

### lost synchronization with server: got message type "@1@", length @2@

#### [Description]

The database server was disconnected during execution of the application.

#### [System Processing]

Processing will be aborted.

#### [Action]

Communication may have been disconnected for the following reasons:

- An error occurred in the communication line (TCP/IP etc.)
- The database server terminated abnormally.

Take the following actions:

- Eliminate the cause of the communication disconnection.

Examine the application and check whether the transaction for implementing update is a long transaction. Judge whether it is a long transaction from the following viewpoints and modify the application.

a) If the COMMIT process is not executed after update, add the COMMIT process.

b) If the total number of update records in a single transaction is high, split it into short transactions.

c) If search was conducted for a long period of time after update, execute COMMIT after update or review the search SQL statement.

- If none of the above situations applies, perform the following:

a) Confirm that the database server has not stopped.

b) If the database server is starting or stopping, re-execute the command after the database server starts.

## 2.47.7 15006

---

### unexpected field count in "D" message

#### [Description]

An error occurred during communication between the application and the database server.

#### [System Processing]

Processing will be aborted.

#### [Action]

Check if there are any problems in the network, eliminate the cause of any error and re-execute the command.

## 2.47.8 15007

---

### PQgetline: not doing text COPY OUT

#### [Description]

The application or command terminated normally, but a warning was output.

#### [System Processing]

Processing will continue.

#### [Action]

Check the message text and confirm that the issue does not affect the expected outcome.

## 2.47.9 15008

---

### could not establish SSL connection: @1@

#### [Description]

The database server was disconnected during execution of the application.

#### [System Processing]

Processing will be aborted.

#### [Action]

Communication may have been disconnected for the following reasons:

- An error occurred in the communication line (TCP/IP etc.)

- The database server terminated abnormally.

Take the following actions:

- Eliminate the cause of the communication disconnection.

Examine the application and check whether the transaction for implementing update is a long transaction. Judge whether it is a long transaction from the following viewpoints and modify the application.

a) If the COMMIT process is not executed after update, add the COMMIT process.

b) If the total number of update records in a single transaction is high, split it into short transactions.

c) If search was conducted for a long period of time after update, execute COMMIT after update or review the search SQL statement.

- If none of the above situations applies, perform the following:

a) Confirm that the database server has not stopped.

b) If the database server is starting or stopping, re-execute the command after the database server starts.

## 2.47.10 15009

---

### SSL SYSCALL error: @1@

#### [Description]

An error occurred.

#### [System Processing]

Processing will be aborted.

#### [Action]

To investigate the cause of the occurrence from the message, and remove cause.

## 2.47.11 15010

---

### SSL SYSCALL error: EOF detected

#### [Description]

An error occurred.

#### [System Processing]

Processing will be aborted.

#### [Action]

To investigate the cause of the occurrence from the message, and remove cause.

## 2.47.12 15011

---

### SSL error: @1@

#### [Description]

An error occurred.

#### [System Processing]

Processing will be aborted.

#### [Action]

To investigate the cause of the occurrence from the message, and remove cause.

## 2.47.13 15012

---

### SSL connection has been closed unexpectedly

#### [Description]

The database server was disconnected during execution of the application.

#### [System Processing]

Processing will be aborted.

#### [Action]

Communication may have been disconnected for the following reasons:

- An error occurred in the communication line (TCP/IP etc.)
- The database server terminated abnormally.

Take the following actions:

- Eliminate the cause of the communication disconnection.

Examine the application and check whether the transaction for implementing update is a long transaction. Judge whether it is a long transaction from the following viewpoints and modify the application.

- a) If the COMMIT process is not executed after update, add the COMMIT process.
  - b) If the total number of update records in a single transaction is high, split it into short transactions.
  - c) If search was conducted for a long period of time after update, execute COMMIT after update or review the search SQL statement.
- If none of the above situations applies, perform the following:
    - a) Confirm that the database server has not stopped.
    - b) If the database server is starting or stopping, re-execute the command after the database server starts.

## 2.47.14 15013

---

### unrecognized SSL error code: @1@

#### [Description]

An error occurred.

#### [System Processing]

Processing will be aborted.

#### [Action]

To investigate the cause of the occurrence from the message, and remove cause.

## 2.47.15 15014

---

### could not receive data from server: @1@

#### [Description]

The database server was disconnected during execution of the application.

#### [System Processing]

Processing will be aborted.

#### [Action]

Communication may have been disconnected for the following reasons:



- An error occurred in the communication line (TCP/IP etc.)
- The database server terminated abnormally.

Take the following actions:

- Eliminate the cause of the communication disconnection.

Examine the application and check whether the transaction for implementing update is a long transaction. Judge whether it is a long transaction from the following viewpoints and modify the application.

- If the COMMIT process is not executed after update, add the COMMIT process.
  - If the total number of update records in a single transaction is high, split it into short transactions.
  - If search was conducted for a long period of time after update, execute COMMIT after update or review the search SQL statement.
- If none of the above situations applies, perform the following:
    - Confirm that the database server has not stopped.
    - If the database server is starting or stopping, re-execute the command after the database server starts.

## 2.47.16 15015

---

### could not send data to server: @1@

#### [Description]

The database server was disconnected during execution of the application.

#### [System Processing]

Processing will be aborted.

#### [Action]

Communication may have been disconnected for the following reasons:

- An error occurred in the communication line (TCP/IP etc.)
- The database server terminated abnormally.

Take the following actions:

- Eliminate the cause of the communication disconnection.

Examine the application and check whether the transaction for implementing update is a long transaction. Judge whether it is a long transaction from the following viewpoints and modify the application.

- If the COMMIT process is not executed after update, add the COMMIT process.
  - If the total number of update records in a single transaction is high, split it into short transactions.
  - If search was conducted for a long period of time after update, execute COMMIT after update or review the search SQL statement.
- If none of the above situations applies, perform the following:
    - Confirm that the database server has not stopped.
    - If the database server is starting or stopping, re-execute the command after the database server starts.

## 2.47.17 15016

---

### could not get server's host name from server certificate

#### [Description]

An error occurred.

#### [System Processing]

Processing will be aborted.

[Action]

To investigate the cause of the occurrence from the message, and remove cause.

## 2.47.18 15017

---

### SSL certificate's name contains embedded null

[Description]

An error occurred.

[System Processing]

Processing will be aborted.

[Action]

To investigate the cause of the occurrence from the message, and remove cause.

## 2.47.19 15018

---

### host name must be specified for a verified SSL connection

[Description]

The operating environment such as the status of the connection definition file and the connection method specification is abnormal.

[System Processing]

Processing will be aborted.

[Action]

Confirm that the operating environment such as the status of the connection definition file and the connection method specification is normal.

## 2.47.20 15019

---

### server certificate for "@1@" does not match host name "@2@"

[Description]

The operating environment such as the status of the connection definition file and the connection method specification is abnormal.

[System Processing]

Processing will be aborted.

[Action]

Confirm that the operating environment such as the status of the connection definition file and the connection method specification is normal.

## 2.47.21 15020

---

### could not create SSL context: @1@

[Description]

An error occurred.

[System Processing]

Processing will be aborted.

[Action]

To investigate the cause of the occurrence from the message, and remove cause.

## 2.47.22 15021

---

### could not open certificate file "@1@": @2@

[Description]

The operating environment such as the status of the connection definition file and the connection method specification is abnormal.

[System Processing]

Processing will be aborted.

[Action]

Confirm that the operating environment such as the status of the connection definition file and the connection method specification is normal.

## 2.47.23 15022

---

### could not read certificate file "@1@": @2@

[Description]

The operating environment such as the status of the connection definition file and the connection method specification is abnormal.

[System Processing]

Processing will be aborted.

[Action]

Confirm that the operating environment such as the status of the connection definition file and the connection method specification is normal.

## 2.47.24 15023

---

### could not load SSL engine "@1@": @2@

[Description]

An error occurred.

[System Processing]

Processing will be aborted.

[Action]

To investigate the cause of the occurrence from the message, and remove cause.

## 2.47.25 15024

---

### could not initialize SSL engine "@1@": @2@

[Description]

An error occurred.

[System Processing]

Processing will be aborted.

[Action]

To investigate the cause of the occurrence from the message, and remove cause.

## 2.47.26 15025

---

**could not read private SSL key "@1@" from engine "@2@" : @3@**

[Description]

An error occurred.

[System Processing]

Processing will be aborted.

[Action]

To investigate the cause of the occurrence from the message, and remove cause.

## 2.47.27 15026

---

**could not load private SSL key "@1@" from engine "@2@" : @3@**

[Description]

An error occurred.

[System Processing]

Processing will be aborted.

[Action]

To investigate the cause of the occurrence from the message, and remove cause.

## 2.47.28 15027

---

**certificate present, but not private key file "@1@"**

[Description]

An error occurred.

[System Processing]

Processing will be aborted.

[Action]

To investigate the cause of the occurrence from the message, and remove cause.

## 2.47.29 15028

---

**private key file "@1@" has group or world access; permissions should be u=rw (0600) or less**

[Description]

The operating environment such as the status of the connection definition file and the connection method specification is abnormal.

[System Processing]

Processing will be aborted.

[Action]

Confirm that the operating environment such as the status of the connection definition file and the connection method specification is normal.

## 2.47.30 15029

---

### could not load private key file "@1@": @2@

[Description]

The operating environment such as the status of the connection definition file and the connection method specification is abnormal.

[System Processing]

Processing will be aborted.

[Action]

Confirm that the operating environment such as the status of the connection definition file and the connection method specification is normal.

## 2.47.31 15030

---

### certificate does not match private key file "@1@": @2@

[Description]

The operating environment such as the status of the connection definition file and the connection method specification is abnormal.

[System Processing]

Processing will be aborted.

[Action]

Confirm that the operating environment such as the status of the connection definition file and the connection method specification is normal.

## 2.47.32 15031

---

### could not read root certificate file "@1@": @2@

[Description]

The operating environment such as the status of the connection definition file and the connection method specification is abnormal.

[System Processing]

Processing will be aborted.

[Action]

Confirm that the operating environment such as the status of the connection definition file and the connection method specification is normal.

## 2.47.33 15033

---

### could not get home directory to locate root certificate fileEither provide the file or change sslmode to disable server certificate verification.

[Description]

The operating environment such as the status of the connection definition file and the connection method specification is abnormal.

[System Processing]

Processing will be aborted.

[Action]

Confirm that the operating environment such as the status of the connection definition file and the connection method specification is normal.

## 2.47.34 15034

---

**root certificate file "@1@" does not existEither provide the file or change sslmode to disable server certificate verification.**

[Description]

The operating environment such as the status of the connection definition file and the connection method specification is abnormal.

[System Processing]

Processing will be aborted.

[Action]

Confirm that the operating environment such as the status of the connection definition file and the connection method specification is normal.

## 2.47.35 15035

---

**certificate could not be obtained: @1@**

[Description]

An error occurred.

[System Processing]

Processing will be aborted.

[Action]

To investigate the cause of the occurrence from the message, and remove cause.

## 2.47.36 15036

---

**no SSL error reported**

[Description]

An error occurred.

[System Processing]

Processing will be aborted.

[Action]

To investigate the cause of the occurrence from the message, and remove cause.

## 2.47.37 15037

---

**SSL error code @1@**

[Description]

An error occurred.

[System Processing]

Processing will be aborted.

[Action]

To investigate the cause of the occurrence from the message, and remove cause.

## 2.47.38 15038

---

**@1@: vacuuming database "@2@"**

[Description]

Terminated normally.

[System Processing]

Continues processing.

[Action]

No action required.

## 2.47.39 15042

---

**skipped creating .ready file for multiplexed transaction log file "@1@"**

[Description]

The application or command terminated normally, but a warning was output.

[System Processing]

Processing will continue.

[Action]

Check the message text and confirm that the issue does not affect the expected outcome.

## 2.47.40 15043

---

**skipped recycling multiplexed transaction log file "@1@"**

[Description]

The application or command terminated normally, but a warning was output.

[System Processing]

Processing will continue.

[Action]

Check the message text and confirm that the issue does not affect the expected outcome.

## 2.47.41 15044

---

**skipped removing multiplexed transaction log file "@1@"**

[Description]

The application or command terminated normally, but a warning was output.

[System Processing]

Processing will continue.

[Action]

Check the message text and confirm that the issue does not affect the expected outcome.

## 2.47.42 15045

---

### no data found on line @1@

[Description]

An error occurred.

[System Processing]

Processing will be aborted.

[Action]

To investigate the cause of the occurrence from the message, and remove cause.

## 2.47.43 15046

---

### out of memory on line @1@

[Description]

There was insufficient free space in the server's memory during execution of the application.

[System Processing]

Processing will be aborted.

[Action]

Estimate memory usage and take the following action:

- If the number of simultaneous connections from client applications is high, reduce it.
- If the number of simultaneous SQL executions is high, reduce it.

## 2.47.44 15047

---

### unsupported type "@1@" on line @2@

[Description]

An error occurred.

[System Processing]

Processing will be aborted.

[Action]

To investigate the cause of the occurrence from the message, and remove cause.

## 2.47.45 15048

---

### too many arguments on line @1@

[Description]

An error occurred.

[System Processing]

Processing will be aborted.



[Action]

To investigate the cause of the occurrence from the message, and remove cause.

## 2.47.46 15049

---

### too few arguments on line @1@

[Description]

An error occurred.

[System Processing]

Processing will be aborted.

[Action]

To investigate the cause of the occurrence from the message, and remove cause.

## 2.47.47 15050

---

### invalid input syntax for type int: "@1@", on line @2@

[Description]

An error occurred.

[System Processing]

Processing will be aborted.

[Action]

To investigate the cause of the occurrence from the message, and remove cause.

## 2.47.48 15051

---

### invalid input syntax for type unsigned int: "@1@", on line @2@

[Description]

An error occurred.

[System Processing]

Processing will be aborted.

[Action]

To investigate the cause of the occurrence from the message, and remove cause.

## 2.47.49 15052

---

### invalid input syntax for floating-point type: "@1@", on line @2@

[Description]

An error occurred.

[System Processing]

Processing will be aborted.

[Action]

To investigate the cause of the occurrence from the message, and remove cause.

## 2.47.50 15053

---

**invalid syntax for type boolean: "@1@", on line @2@**

[Description]

An error occurred.

[System Processing]

Processing will be aborted.

[Action]

To investigate the cause of the occurrence from the message, and remove cause.

## 2.47.51 15054

---

**could not convert boolean value: size mismatch, on line @1@**

[Description]

An error occurred.

[System Processing]

Processing will be aborted.

[Action]

To investigate the cause of the occurrence from the message, and remove cause.

## 2.47.52 15055

---

**empty query on line @1@**

[Description]

An error occurred.

[System Processing]

Processing will be aborted.

[Action]

To investigate the cause of the occurrence from the message, and remove cause.

## 2.47.53 15056

---

**null value without indicator on line @1@**

[Description]

An error occurred.

[System Processing]

Processing will be aborted.

[Action]

To investigate the cause of the occurrence from the message, and remove cause.

## 2.47.54 15057

---

---

**variable does not have an array type on line @1@**

[Description]

An error occurred.

[System Processing]

Processing will be aborted.

[Action]

To investigate the cause of the occurrence from the message, and remove cause.

---

## 2.47.55 15058

---

**data read from server is not an array on line @1@**

[Description]

An error occurred.

[System Processing]

Processing will be aborted.

[Action]

To investigate the cause of the occurrence from the message, and remove cause.

---

## 2.47.56 15059

---

**inserting an array of variables is not supported on line @1@**

[Description]

An error occurred.

[System Processing]

Processing will be aborted.

[Action]

To investigate the cause of the occurrence from the message, and remove cause.

---

## 2.47.57 15060

---

**connection "@1@" does not exist on line @2@**

[Description]

An error occurred.

[System Processing]

Processing will be aborted.

[Action]

To investigate the cause of the occurrence from the message, and remove cause.

---

## 2.47.58 15061

---

**not connected to connection "@1@" on line @2@**

[Description]

An error occurred.

[System Processing]

Processing will be aborted.

[Action]

To investigate the cause of the occurrence from the message, and remove cause.

## 2.47.59 15062

---

### invalid statement name "@1@" on line @2@

[Description]

An error occurred.

[System Processing]

Processing will be aborted.

[Action]

To investigate the cause of the occurrence from the message, and remove cause.

## 2.47.60 15063

---

### descriptor "@1@" not found on line @2@

[Description]

An error occurred.

[System Processing]

Processing will be aborted.

[Action]

To investigate the cause of the occurrence from the message, and remove cause.

## 2.47.61 15064

---

### descriptor index out of range on line @1@

[Description]

An error occurred.

[System Processing]

Processing will be aborted.

[Action]

To investigate the cause of the occurrence from the message, and remove cause.

## 2.47.62 15065

---

### unrecognized descriptor item "@1@" on line @2@

[Description]

An error occurred.

[System Processing]

Processing will be aborted.

[Action]

To investigate the cause of the occurrence from the message, and remove cause.

## 2.47.63 15066

---

**variable does not have a numeric type on line @1@**

[Description]

An error occurred.

[System Processing]

Processing will be aborted.

[Action]

To investigate the cause of the occurrence from the message, and remove cause.

## 2.47.64 15067

---

**variable does not have a character type on line @1@**

[Description]

An error occurred.

[System Processing]

Processing will be aborted.

[Action]

To investigate the cause of the occurrence from the message, and remove cause.

## 2.47.65 15068

---

**error in transaction processing on line @1@**

[Description]

An error occurred.

[System Processing]

Processing will be aborted.

[Action]

To investigate the cause of the occurrence from the message, and remove cause.

## 2.47.66 15069

---

**could not connect to database "@1@" on line @2@**

[Description]

An error occurred.

[System Processing]

Processing will be aborted.

[Action]

To investigate the cause of the occurrence from the message, and remove cause.

## 2.47.67 15070

---

**SQL error @1 @ on line @2@**

[Description]

An error occurred.

[System Processing]

Processing will be aborted.

[Action]

To investigate the cause of the occurrence from the message, and remove cause.

## 2.47.68 15071

---

**the connection to the server was lost**

[Description]

An error occurred.

[System Processing]

Processing will be aborted.

[Action]

To investigate the cause of the occurrence from the message, and remove cause.

## 2.47.69 15072

---

**empty message text**

[Description]

An error occurred.

[System Processing]

Processing will be aborted.

[Action]

To investigate the cause of the occurrence from the message, and remove cause.

## 2.47.70 15074

---

**SP-GiST inner tuple size @1 @ exceeds maximum @2@**

[Description]

An error occurred.

[System Processing]

Processing will be aborted.

[Action]

To investigate the cause of the occurrence from the message, and remove cause.

## 2.47.71 15075

---

### backup\_label contains data inconsistent with control file

[Description]

An error occurred.

[System Processing]

Processing will be aborted.

[Action]

To investigate the cause of the occurrence from the message, and remove cause.

## 2.47.72 15076

---

### WAL generated with full\_page\_writes=off was replayed since last restartpoint

[Description]

An error occurred.

[System Processing]

Processing will be aborted.

[Action]

To investigate the cause of the occurrence from the message, and remove cause.

## 2.47.73 15077

---

### the standby was promoted during online backup

[Description]

An error occurred.

[System Processing]

Processing will be aborted.

[Action]

To investigate the cause of the occurrence from the message, and remove cause.

## 2.47.74 15078

---

### WAL generated with full\_page\_writes=off was replayed during online backup

[Description]

An error occurred.

[System Processing]

Processing will be aborted.

[Action]

To investigate the cause of the occurrence from the message, and remove cause.

## 2.47.75 15080

---

---

### cannot set privileges of array types

[Description]

An error occurred.

[System Processing]

Processing will be aborted.

[Action]

To investigate the cause of the occurrence from the message, and remove cause.

---

## 2.47.76 15081

---

### drop cascades to @1@ other object drop cascades to @2@ other objects

[Description]

Terminated normally.

[System Processing]

Continues processing.

[Action]

No action required.

---

## 2.47.77 15082

---

### constraint "@1@" conflicts with non-inherited constraint on relation "@2@"

[Description]

An error occurred.

[System Processing]

Processing will be aborted.

[Action]

To investigate the cause of the occurrence from the message, and remove cause.

---

## 2.47.78 15083

---

### DROP INDEX CONCURRENTLY must be first action in transaction

[Description]

An error occurred.

[System Processing]

Processing will be aborted.

[Action]

To investigate the cause of the occurrence from the message, and remove cause.

---

## 2.47.79 15085

---

### domain @1@ has multiple constraints named "@2@"



[Description]

An error occurred.

[System Processing]

Processing will be aborted.

[Action]

To investigate the cause of the occurrence from the message, and remove cause.

## 2.47.80 15086

---

**functions cannot have more than @1@ argument  
functions cannot have more than @2@ arguments**

[Description]

An error occurred.

[System Processing]

Processing will be aborted.

[Action]

To investigate the cause of the occurrence from the message, and remove cause.

## 2.47.81 15087

---

**skipping "@1@" --- cannot analyze this foreign table**

[Description]

The application or command terminated normally, but a warning was output.

[System Processing]

Processing will continue.

[Action]

Check the message text and confirm that the issue does not affect the expected outcome.

## 2.47.82 15088

---

**could not convert row type**

[Description]

The application or command terminated normally, but a warning was output.

[System Processing]

Processing will continue.

[Action]

Check the message text and confirm that the issue does not affect the expected outcome.

## 2.47.83 15089

---

**unexpected EOF on client connection with an open transaction**

[Description]

An error occurred.

[System Processing]

Processing will be aborted.

[Action]

To investigate the cause of the occurrence from the message, and remove cause.

---

## 2.47.84 15090

---

### EXPLAIN option TIMING requires ANALYZE

[Description]

An error occurred.

[System Processing]

Processing will be aborted.

[Action]

To investigate the cause of the occurrence from the message, and remove cause.

---

## 2.47.85 15091

---

### only superuser can define a leakproof function

[Description]

An error occurred.

[System Processing]

Processing will be aborted.

[Action]

To investigate the cause of the occurrence from the message, and remove cause.

---

## 2.47.86 15092

---

### cast will be ignored because the source data type is a domain

[Description]

An error occurred.

[System Processing]

Processing will be aborted.

[Action]

To investigate the cause of the occurrence from the message, and remove cause.

---

## 2.47.87 15093

---

### cast will be ignored because the target data type is a domain

[Description]

An error occurred.

[System Processing]

Processing will be aborted.

[Action]

To investigate the cause of the occurrence from the message, and remove cause.

## 2.47.88 15094

---

**btree sort support procedures must accept type "internal"**

[Description]

An error occurred.

[System Processing]

Processing will be aborted.

[Action]

To investigate the cause of the occurrence from the message, and remove cause.

## 2.47.89 15095

---

**btree sort support procedures must return void**

[Description]

An error occurred.

[System Processing]

Processing will be aborted.

[Action]

To investigate the cause of the occurrence from the message, and remove cause.

## 2.47.90 15096

---

**Use DROP TABLE to remove a table.**

[Description]

An error occurred.

[System Processing]

Processing will be aborted.

[Action]

To investigate the cause of the occurrence from the message, and remove cause.

## 2.47.91 15097

---

**Use DROP SEQUENCE to remove a sequence.**

[Description]

An error occurred.

[System Processing]

Processing will be aborted.

[Action]

To investigate the cause of the occurrence from the message, and remove cause.

## 2.47.92 15098

---

**Use DROP VIEW to remove a view.**

[Description]

An error occurred.

[System Processing]

Processing will be aborted.

[Action]

To investigate the cause of the occurrence from the message, and remove cause.

## 2.47.93 15099

---

**Use DROP INDEX to remove an index.**

[Description]

An error occurred.

[System Processing]

Processing will be aborted.

[Action]

To investigate the cause of the occurrence from the message, and remove cause.

## 2.48 Message Numbers Beginning with 15100

---

### 2.48.1 15100

---

**Use DROP TYPE to remove a type.**

[Description]

An error occurred.

[System Processing]

Processing will be aborted.

[Action]

To investigate the cause of the occurrence from the message, and remove cause.

### 2.48.2 15101

---

**Use DROP FOREIGN TABLE to remove a foreign table.**

[Description]

An error occurred.

[System Processing]

Processing will be aborted.

[Action]

To investigate the cause of the occurrence from the message, and remove cause.

### 2.48.3 15102

---

#### **DROP INDEX CONCURRENTLY does not support dropping multiple objects**

[Description]

An error occurred.

[System Processing]

Processing will be aborted.

[Action]

To investigate the cause of the occurrence from the message, and remove cause.

### 2.48.4 15103

---

#### **DROP INDEX CONCURRENTLY does not support CASCADE**

[Description]

An error occurred.

[System Processing]

Processing will be aborted.

[Action]

To investigate the cause of the occurrence from the message, and remove cause.

### 2.48.5 15104

---

#### **cannot inherit from temporary relation of another session**

[Description]

An error occurred.

[System Processing]

Processing will be aborted.

[Action]

To investigate the cause of the occurrence from the message, and remove cause.

### 2.48.6 15105

---

#### **constraints on temporary tables must involve temporary tables of this session**

[Description]

An error occurred.

[System Processing]

Processing will be aborted.

[Action]

To investigate the cause of the occurrence from the message, and remove cause.

## 2.48.7 15106

---

### **constraint must be validated on child tables too**

[Description]

An error occurred.

[System Processing]

Processing will be aborted.

[Action]

To investigate the cause of the occurrence from the message, and remove cause.

## 2.48.8 15107

---

### **cannot inherit to temporary relation of another session**

[Description]

An error occurred.

[System Processing]

Processing will be aborted.

[Action]

To investigate the cause of the occurrence from the message, and remove cause.

## 2.48.9 15108

---

### **constraint "@1@" conflicts with non-inherited constraint on child table "@2@"**

[Description]

An error occurred.

[System Processing]

Processing will be aborted.

[Action]

To investigate the cause of the occurrence from the message, and remove cause.

## 2.48.10 15112

---

### **@1@ constraints cannot be marked NO INHERIT**

[Description]

An error occurred.

[System Processing]

Processing will be aborted.

[Action]

To investigate the cause of the occurrence from the message, and remove cause.

## 2.48.11 15113

---

---

**type attribute "subtype" is required****[Description]**

An error occurred.

**[System Processing]**

Processing will be aborted.

**[Action]**

To investigate the cause of the occurrence from the message, and remove cause.

---

**2.48.12 15114**

---

**range collation specified but subtype does not support collation****[Description]**

An error occurred.

**[System Processing]**

Processing will be aborted.

**[Action]**

To investigate the cause of the occurrence from the message, and remove cause.

---

**2.48.13 15115**

---

**range canonical function @1@ must be immutable****[Description]**

An error occurred.

**[System Processing]**

Processing will be aborted.

**[Action]**

To investigate the cause of the occurrence from the message, and remove cause.

---

**2.48.14 15116**

---

**range subtype diff function @1@ must return type @2@****[Description]**

An error occurred.

**[System Processing]**

Processing will be aborted.

**[Action]**

To investigate the cause of the occurrence from the message, and remove cause.

---

**2.48.15 15117**

---

**range subtype diff function @1@ must be immutable**

[Description]

An error occurred.

[System Processing]

Processing will be aborted.

[Action]

To investigate the cause of the occurrence from the message, and remove cause.

## 2.48.16 15118

---

### **constraint "@1@" of domain "@2@" does not exist, skipping**

[Description]

An error occurred.

[System Processing]

Processing will be aborted.

[Action]

To investigate the cause of the occurrence from the message, and remove cause.

## 2.48.17 15119

---

### **"@1@": suspending truncate due to conflicting lock request**

[Description]

An error occurred.

[System Processing]

Processing will be aborted.

[Action]

To investigate the cause of the occurrence from the message, and remove cause.

## 2.48.18 15120

---

### **cannot set transaction read-write mode inside a read-only transaction**

[Description]

An error occurred.

[System Processing]

Processing will be aborted.

[Action]

To investigate the cause of the occurrence from the message, and remove cause.

## 2.48.19 15121

---

### **transaction read-write mode must be set before any query**

[Description]

An error occurred.



[System Processing]

Processing will be aborted.

[Action]

To investigate the cause of the occurrence from the message, and remove cause.

## 2.48.20 15122

---

### cannot set transaction read-write mode during recovery

[Description]

An error occurred.

[System Processing]

Processing will be aborted.

[Action]

To investigate the cause of the occurrence from the message, and remove cause.

## 2.48.21 15123

---

### SET TRANSACTION ISOLATION LEVEL must be called before any query

[Description]

An error occurred.

[System Processing]

Processing will be aborted.

[Action]

To investigate the cause of the occurrence from the message, and remove cause.

## 2.48.22 15124

---

### SET TRANSACTION ISOLATION LEVEL must not be called in a subtransaction

[Description]

An error occurred.

[System Processing]

Processing will be aborted.

[Action]

To investigate the cause of the occurrence from the message, and remove cause.

## 2.48.23 15125

---

### SET TRANSACTION [NOT] DEFERRABLE cannot be called within a subtransaction

[Description]

An error occurred.

[System Processing]

Processing will be aborted.

[Action]

To investigate the cause of the occurrence from the message, and remove cause.

## 2.48.24 15126

---

### SET TRANSACTION [NOT] DEFERRABLE must be called before any query

[Description]

An error occurred.

[System Processing]

Processing will be aborted.

[Action]

To investigate the cause of the occurrence from the message, and remove cause.

## 2.48.25 15127

---

### cannot delete from view "@1@"

[Description]

An error occurred.

[System Processing]

Processing will be aborted.

[Action]

To investigate the cause of the occurrence from the message, and remove cause.

## 2.48.26 15128

---

### GLOBAL is deprecated in temporary table creation

[Description]

An error occurred.

[System Processing]

Processing will be aborted.

[Action]

To investigate the cause of the occurrence from the message, and remove cause.

## 2.48.27 15129

---

### duplicate trigger events specified

[Description]

The application or command terminated normally, but a warning was output.

[System Processing]

Processing will continue.

[Action]

Check the message text and confirm that the issue does not affect the expected outcome.

## 2.48.28 15130

---

### unrecognized configuration parameter "@1@" in file "@2@" line @3@

[Description]

An error occurred.

[System Processing]

Processing will be aborted.

[Action]

To investigate the cause of the occurrence from the message, and remove cause.

## 2.48.29 15131

---

### configuration file "@1@" contains errors

[Description]

An error occurred.

[System Processing]

Processing will be aborted.

[Action]

To investigate the cause of the occurrence from the message, and remove cause.

## 2.48.30 15132

---

### configuration file "@1@" contains errors; unaffected changes were applied

[Description]

An error occurred.

[System Processing]

Processing will be aborted.

[Action]

To investigate the cause of the occurrence from the message, and remove cause.

## 2.48.31 15133

---

### configuration file "@1@" contains errors; no changes were applied

[Description]

An error occurred.

[System Processing]

Processing will be aborted.

[Action]

To investigate the cause of the occurrence from the message, and remove cause.

## 2.48.32 15134

---

---

### too many syntax errors found, abandoning file "@1@"

[Description]

An error occurred.

[System Processing]

Processing will be aborted.

[Action]

To investigate the cause of the occurrence from the message, and remove cause.

---

## 2.48.33 15135

---

### accepting GSS security context failed

[Description]

An error occurred.

[System Processing]

Processing will be aborted.

[Action]

To investigate the cause of the occurrence from the message, and remove cause.

---

## 2.48.34 15136

---

### retrieving GSS user name failed

[Description]

An error occurred.

[System Processing]

Processing will be aborted.

[Action]

To investigate the cause of the occurrence from the message, and remove cause.

---

## 2.48.35 15137

---

### could not acquire SSPI credentials

[Description]

An error occurred.

[System Processing]

Processing will be aborted.

[Action]

To investigate the cause of the occurrence from the message, and remove cause.

---

## 2.48.36 15138

---

### could not accept SSPI security context

[Description]

An error occurred.

[System Processing]

Processing will be aborted.

[Action]

To investigate the cause of the occurrence from the message, and remove cause.

## 2.48.37 15139

---

### could not get token from SSPI security context

[Description]

An error occurred.

[System Processing]

Processing will be aborted.

[Action]

To investigate the cause of the occurrence from the message, and remove cause.

## 2.48.38 15140

---

### multiple values in ident field

[Description]

Terminated normally.

[System Processing]

Continues processing.

[Action]

No action required.

## 2.48.39 15141

---

### multiple values specified for connection type

[Description]

Terminated normally.

[System Processing]

Continues processing.

[Action]

No action required.

## 2.48.40 15142

---

### multiple values specified for host address

[Description]

Terminated normally.

[System Processing]

Continues processing.

[Action]

No action required.

## 2.48.41 15143

---

### multiple values specified for netmask

[Description]

Terminated normally.

[System Processing]

Continues processing.

[Action]

No action required.

## 2.48.42 15144

---

### multiple values specified for authentication type

[Description]

Terminated normally.

[System Processing]

Continues processing.

[Action]

No action required.

## 2.48.43 15145

---

### ident, peer, gssapi, sspi, and cert

[Description]

Terminated normally.

[System Processing]

Continues processing.

[Action]

No action required.

## 2.48.44 15146

---

### gssapi and sspi

[Description]

Terminated normally.

[System Processing]

Continues processing.

[Action]

No action required.

## 2.48.45 15147

---

### configuration file "@1@" contains no entries

[Description]

An error occurred.

[System Processing]

Processing will be aborted.

[Action]

To investigate the cause of the occurrence from the message, and remove cause.

## 2.48.46 15148

---

### Unix-domain socket path "@1@" is too long (maximum @2@ bytes)

[Description]

An error occurred.

[System Processing]

Processing will be aborted.

[Action]

To investigate the cause of the occurrence from the message, and remove cause.

## 2.48.47 15149

---

### @1@: WSASStartup failed: @2@

[Description]

An error occurred.

[System Processing]

Processing will be aborted.

[Action]

To investigate the cause of the occurrence from the message, and remove cause.

## 2.48.48 15150

---

### @1@: real and effective user IDs must match

[Description]

An error occurred.

[System Processing]

Processing will be aborted.

[Action]

To investigate the cause of the occurrence from the message, and remove cause.

## 2.48.49 15151

---

### could not look up effective user ID @1 @: @2@

[Description]

An error occurred.

[System Processing]

Processing will be aborted.

[Action]

To investigate the cause of the occurrence from the message, and remove cause.

## 2.48.50 15153

---

### too many range table entries

[Description]

An error occurred.

[System Processing]

Processing will be aborted.

[Action]

To investigate the cause of the occurrence from the message, and remove cause.

## 2.48.51 15154

---

### SELECT ... INTO is not allowed here

[Description]

An error occurred.

[System Processing]

Processing will be aborted.

[Action]

To investigate the cause of the occurrence from the message, and remove cause.

## 2.48.52 15155

---

### arguments declared "anyrange" are not all alike

[Description]

An error occurred.

[System Processing]

Processing will be aborted.

[Action]

To investigate the cause of the occurrence from the message, and remove cause.

## 2.48.53 15156

---



---

**argument declared @1@ is not consistent with argument declared @2@****[Description]**

An error occurred.

**[System Processing]**

Processing will be aborted.

**[Action]**

To investigate the cause of the occurrence from the message, and remove cause.

---

**2.48.54 15157**

---

**could not load dbghelp.dll, cannot write crash dump****[Description]**

An error occurred.

**[System Processing]**

Processing will be aborted.

**[Action]**

To investigate the cause of the occurrence from the message, and remove cause.

---

**2.48.55 15158**

---

**could not load required functions in dbghelp.dll, cannot write crash dump****[Description]**

An error occurred.

**[System Processing]**

Processing will be aborted.

**[Action]**

To investigate the cause of the occurrence from the message, and remove cause.

---

**2.48.56 15159**

---

**could not open crash dump file "@1@" for writing: error code @2@****[Description]**

An error occurred.

**[System Processing]**

Processing will be aborted.

**[Action]**

To investigate the cause of the occurrence from the message, and remove cause.

---

**2.48.57 15160**

---

**could not write crash dump to file "@1@": error code @2@**

[Description]

An error occurred.

[System Processing]

Processing will be aborted.

[Action]

To investigate the cause of the occurrence from the message, and remove cause.

## 2.48.58 15161

---

### could not check access token membership: error code @1@

[Description]

An error occurred.

[System Processing]

Processing will be aborted.

[Action]

To investigate the cause of the occurrence from the message, and remove cause.

## 2.48.59 15162

---

### could not get SID for Administrators group: error code @1@

[Description]

An error occurred.

[System Processing]

Processing will be aborted.

[Action]

To investigate the cause of the occurrence from the message, and remove cause.

## 2.48.60 15163

---

### could not get SID for PowerUsers group: error code @1@

[Description]

An error occurred.

[System Processing]

Processing will be aborted.

[Action]

To investigate the cause of the occurrence from the message, and remove cause.

## 2.48.61 15164

---

### could not create signal listener pipe: error code @1@; retrying

[Description]

An error occurred.

[System Processing]

Processing will be aborted.

[Action]

To investigate the cause of the occurrence from the message, and remove cause.

## 2.48.62 15166

---

**@1@: superuser\_reserved\_connections must be less than max\_connections**

[Description]

An error occurred.

[System Processing]

Processing will be aborted.

[Action]

To investigate the cause of the occurrence from the message, and remove cause.

## 2.48.63 15167

---

**@1@: max\_wal\_senders must be less than max\_connections**

[Description]

An error occurred.

[System Processing]

Processing will be aborted.

[Action]

To investigate the cause of the occurrence from the message, and remove cause.

## 2.48.64 15168

---

**@1@: invalid datetoken tables, please fix**

[Description]

An error occurred.

[System Processing]

Processing will be aborted.

[Action]

To investigate the cause of the occurrence from the message, and remove cause.

## 2.48.65 15169

---

**@1@: could not change permissions of external PID file "@2@": @3@**

[Description]

An error occurred.

[System Processing]

Processing will be aborted.

[Action]

To investigate the cause of the occurrence from the message, and remove cause.

## 2.48.66 15170

---

### @1@: could not write external PID file "@2@": @3@

[Description]

An error occurred.

[System Processing]

Processing will be aborted.

[Action]

To investigate the cause of the occurrence from the message, and remove cause.

## 2.48.67 15171

---

### could not fork new process for connection:

[Description]

An error occurred.

[System Processing]

Processing will be aborted.

[Action]

To investigate the cause of the occurrence from the message, and remove cause.

## 2.48.68 15172

---

### could not read exit code for process

[Description]

An error occurred.

[System Processing]

Processing will be aborted.

[Action]

To investigate the cause of the occurrence from the message, and remove cause.

## 2.48.69 15173

---

### could not post child completion status

[Description]

An error occurred.

[System Processing]

Processing will be aborted.

[Action]

To investigate the cause of the occurrence from the message, and remove cause.

## 2.48.70 15174

---

### could not write to log file: @1@

[Description]

An error occurred.

[System Processing]

Processing will be aborted.

[Action]

To investigate the cause of the occurrence from the message, and remove cause.

## 2.48.71 15175

---

### invalid streaming start location

[Description]

An error occurred.

[System Processing]

Processing will be aborted.

[Action]

To investigate the cause of the occurrence from the message, and remove cause.

## 2.48.72 15176

---

### unterminated quoted string

[Description]

An error occurred.

[System Processing]

Processing will be aborted.

[Action]

To investigate the cause of the occurrence from the message, and remove cause.

## 2.48.73 15177

---

### unexpected WAL file size "@1@"

[Description]

An error occurred.

[System Processing]

Processing will be aborted.

[Action]

To investigate the cause of the occurrence from the message, and remove cause.

## 2.48.74 15178

---

---

### unterminated bit string literal

[Description]

An error occurred.

[System Processing]

Processing will be aborted.

[Action]

To investigate the cause of the occurrence from the message, and remove cause.

---

## 2.48.75 15179

---

### unterminated hexadecimal string literal

[Description]

An error occurred.

[System Processing]

Processing will be aborted.

[Action]

To investigate the cause of the occurrence from the message, and remove cause.

---

## 2.48.76 15180

---

### invalid Unicode surrogate pair

[Description]

An error occurred.

[System Processing]

Processing will be aborted.

[Action]

To investigate the cause of the occurrence from the message, and remove cause.

---

## 2.48.77 15181

---

### unterminated dollar-quoted string

[Description]

An error occurred.

[System Processing]

Processing will be aborted.

[Action]

To investigate the cause of the occurrence from the message, and remove cause.

---

## 2.48.78 15182

---

### zero-length delimited identifier

[Description]

An error occurred.

[System Processing]

Processing will be aborted.

[Action]

To investigate the cause of the occurrence from the message, and remove cause.

## 2.48.79 15183

---

### unterminated quoted identifier

[Description]

An error occurred.

[System Processing]

Processing will be aborted.

[Action]

To investigate the cause of the occurrence from the message, and remove cause.

## 2.48.80 15184

---

### Unicode escape values cannot be used for code point values above 007F when the server encoding is not UTF8

[Description]

An error occurred.

[System Processing]

Processing will be aborted.

[Action]

To investigate the cause of the occurrence from the message, and remove cause.

## 2.48.81 15185

---

### invalid Unicode escape value

[Description]

An error occurred.

[System Processing]

Processing will be aborted.

[Action]

To investigate the cause of the occurrence from the message, and remove cause.

## 2.48.82 15186

---

### invalid Unicode escape character

[Description]

An error occurred.

[System Processing]

Processing will be aborted.

[Action]

To investigate the cause of the occurrence from the message, and remove cause.

## 2.48.83 15187

---

### temporary file size exceeds temp\_file\_limit (@1@kB)

[Description]

An error occurred.

[System Processing]

Processing will be aborted.

[Action]

To investigate the cause of the occurrence from the message, and remove cause.

## 2.48.84 15188

---

### a snapshot-importing transaction must not be READ ONLY DEFERRABLE

[Description]

An error occurred.

[System Processing]

Processing will be aborted.

[Action]

To investigate the cause of the occurrence from the message, and remove cause.

## 2.48.85 15189

---

### could not import the requested snapshot

[Description]

An error occurred.

[System Processing]

Processing will be aborted.

[Action]

To investigate the cause of the occurrence from the message, and remove cause.

## 2.48.86 15190

---

### connection to client lost

[Description]

The database server was disconnected during execution of the application.



[System Processing]

Processing will be aborted.

[Action]

Communication may have been disconnected for the following reasons:

- An error occurred in the communication line (TCP/IP etc.)
- The database server terminated abnormally.

Take the following actions:

- Eliminate the cause of the communication disconnection.

Examine the application and check whether the transaction for implementing update is a long transaction. Judge whether it is a long transaction from the following viewpoints and modify the application.

- a) If the COMMIT process is not executed after update, add the COMMIT process.
  - b) If the total number of update records in a single transaction is high, split it into short transactions.
  - c) If search was conducted for a long period of time after update, execute COMMIT after update or review the search SQL statement.
- If none of the above situations applies, perform the following:
    - a) Confirm that the database server has not stopped.
    - b) If the database server is starting or stopping, re-execute the command after the database server starts.

## 2.48.87 15191

---

### invalid command-line argument for server process: @1@

[Description]

An error occurred.

[System Processing]

Processing will be aborted.

[Action]

To investigate the cause of the occurrence from the message, and remove cause.

## 2.48.88 15194

---

### range constructor flags argument must not be null

[Description]

An error occurred.

[System Processing]

Processing will be aborted.

[Action]

To investigate the cause of the occurrence from the message, and remove cause.

## 2.48.89 15195

---

### result of range difference would not be contiguous

[Description]

An error occurred.

[System Processing]

Processing will be aborted.

[Action]

To investigate the cause of the occurrence from the message, and remove cause.

## 2.48.90 15196

---

### result of range union would not be contiguous

[Description]

An error occurred.

[System Processing]

Processing will be aborted.

[Action]

To investigate the cause of the occurrence from the message, and remove cause.

## 2.48.91 15197

---

### range lower bound must be less than or equal to range upper bound

[Description]

An error occurred.

[System Processing]

Processing will be aborted.

[Action]

To investigate the cause of the occurrence from the message, and remove cause.

## 2.48.92 15198

---

### invalid range bound flags

[Description]

An error occurred.

[System Processing]

Processing will be aborted.

[Action]

To investigate the cause of the occurrence from the message, and remove cause.

## 2.48.93 15199

---

### could not set up XML error handler

[Description]

An error occurred.

[System Processing]

Processing will be aborted.

[Action]

To investigate the cause of the occurrence from the message, and remove cause.

## 2.49 Message Numbers Beginning with 15200

---

### 2.49.1 15200

---

**keystore\_location is not supported by this build**

[Description]

An error occurred.

[System Processing]

Processing will be aborted.

[Action]

To investigate the cause of the occurrence from the message, and remove cause.

### 2.49.2 15201

---

**keystore location is not configured**

[Description]

An error occurred.

[System Processing]

Processing will be aborted.

[Action]

To investigate the cause of the occurrence from the message, and remove cause.

### 2.49.3 15202

---

**could not encrypt or decrypt data because the keystore is not open**

[Description]

An error occurred.

[System Processing]

Processing will be aborted.

[Action]

To investigate the cause of the occurrence from the message, and remove cause.

### 2.49.4 15203

---

**keystore is already open**

[Description]

An error occurred.

[System Processing]

Processing will be aborted.

[Action]

To investigate the cause of the occurrence from the message, and remove cause.

## 2.49.5 15204

---

### passphrase is too short or too long

[Description]

An error occurred.

[System Processing]

Processing will be aborted.

[Action]

To investigate the cause of the occurrence from the message, and remove cause.

## 2.49.6 15205

---

### passphrase-based key derivation failed: @1@

[Description]

An error occurred.

[System Processing]

Processing will be aborted.

[Action]

To investigate the cause of the occurrence from the message, and remove cause.

## 2.49.7 15206

---

### a new master encryption key has been set

[Description]

Terminated normally.

[System Processing]

Continues processing.

[Action]

No action required.

## 2.49.8 15207

---

### passphrase of the keystore has been changed

[Description]

An error occurred.

[System Processing]

Processing will be aborted.

[Action]

To investigate the cause of the occurrence from the message, and remove cause.

## 2.49.9 15208

---

### encryption or decryption of data in tablespace @1@ failed: @2@

[Description]

An error occurred.

[System Processing]

Processing will be aborted.

[Action]

To investigate the cause of the occurrence from the message, and remove cause.

## 2.49.10 15209

---

### encryption or decryption of data failed: @1@

[Description]

An error occurred.

[System Processing]

Processing will be aborted.

[Action]

To investigate the cause of the occurrence from the message, and remove cause.

## 2.49.11 15210

---

### could not open keystore "@1@": necessary master encryption key does not exist in the keystore

[Description]

An error occurred.

[System Processing]

Processing will be aborted.

[Action]

To investigate the cause of the occurrence from the message, and remove cause.

## 2.49.12 15211

---

### decryption of the auto-open keystore "@1@" failed: error code = @2@

[Description]

An error occurred.

[System Processing]

Processing will be aborted.

[Action]

To investigate the cause of the occurrence from the message, and remove cause.

## 2.49.13 15212

---

---

**encryption of the auto-open keystore "@1@" failed: error code = @2@****[Description]**

An error occurred.

**[System Processing]**

Processing will be aborted.

**[Action]**

To investigate the cause of the occurrence from the message, and remove cause.

---

**2.49.14 15213**

---

**keystore "@1@" is corrupted: size = @2@ bytes, expected size = @3@ bytes****[Description]**

An error occurred.

**[System Processing]**

Processing will be aborted.

**[Action]**

To investigate the cause of the occurrence from the message, and remove cause.

---

**2.49.15 15214**

---

**could not open keystore "@1@" : passphrase is wrong, or the auto-open keystore was created by another computer or user****[Description]**

An error occurred.

**[System Processing]**

Processing will be aborted.

**[Action]**

To investigate the cause of the occurrence from the message, and remove cause.

---

**2.49.16 15215**

---

**keystore "@1@" is corrupted: invalid CRC****[Description]**

An error occurred.

**[System Processing]**

Processing will be aborted.

**[Action]**

To investigate the cause of the occurrence from the message, and remove cause.

---

**2.49.17 15216**

---

**encryption or decryption of the keystore "@1@" failed: @2@**

[Description]

An error occurred.

[System Processing]

Processing will be aborted.

[Action]

To investigate the cause of the occurrence from the message, and remove cause.

## 2.49.18 15217

---

**character with byte sequence @1@ in encoding "@2@" has no equivalent in encoding "@3@"**

[Description]

An error occurred.

[System Processing]

Processing will be aborted.

[Action]

To investigate the cause of the occurrence from the message, and remove cause.

## 2.49.19 15218

---

**Enables the planner's use of sequential-scan plans.**

[Description]

Terminated normally.

[System Processing]

Continues processing.

[Action]

No action required.

## 2.49.20 15219

---

**Enables the planner's use of index-scan plans.**

[Description]

Terminated normally.

[System Processing]

Continues processing.

[Action]

No action required.

## 2.49.21 15220

---

**Enables the planner's use of index-only-scan plans.**

[Description]

Terminated normally.

[System Processing]

Continues processing.

[Action]

No action required.

## 2.49.22 15221

---

**Enables the planner's use of bitmap-scan plans.**

[Description]

Terminated normally.

[System Processing]

Continues processing.

[Action]

No action required.

## 2.49.23 15222

---

**Enables the planner's use of TID scan plans.**

[Description]

Terminated normally.

[System Processing]

Continues processing.

[Action]

No action required.

## 2.49.24 15223

---

**Enables the planner's use of explicit sort steps.**

[Description]

Terminated normally.

[System Processing]

Continues processing.

[Action]

No action required.

## 2.49.25 15224

---

**Enables the planner's use of hashed aggregation plans.**

[Description]

Terminated normally.

[System Processing]

Continues processing.



[Action]

No action required.

## 2.49.26 15225

---

**Enables the planner's use of materialization.**

[Description]

Terminated normally.

[System Processing]

Continues processing.

[Action]

No action required.

## 2.49.27 15226

---

**Enables the planner's use of nested-loop join plans.**

[Description]

Terminated normally.

[System Processing]

Continues processing.

[Action]

No action required.

## 2.49.28 15227

---

**Enables the planner's use of merge join plans.**

[Description]

Terminated normally.

[System Processing]

Continues processing.

[Action]

No action required.

## 2.49.29 15228

---

**Enables the planner's use of hash join plans.**

[Description]

Terminated normally.

[System Processing]

Continues processing.

[Action]

No action required.

## 2.49.30 15229

---

**Enables genetic query optimization.**

[Description]

Terminated normally.

[System Processing]

Continues processing.

[Action]

No action required.

## 2.49.31 15230

---

**Shows whether the current user is a superuser.**

[Description]

An error occurred.

[System Processing]

Processing will be aborted.

[Action]

To investigate the cause of the occurrence from the message, and remove cause.

## 2.49.32 15231

---

**Enables advertising the server via Bonjour.**

[Description]

Terminated normally.

[System Processing]

Continues processing.

[Action]

No action required.

## 2.49.33 15232

---

**Enables SSL connections.**

[Description]

Terminated normally.

[System Processing]

Continues processing.

[Action]

No action required.

## 2.49.34 15233

---

---

### Forces synchronization of updates to disk.

[Description]

An error occurred.

[System Processing]

Processing will be aborted.

[Action]

To investigate the cause of the occurrence from the message, and remove cause.

---

## 2.49.35 15235

---

### Writes full pages to WAL when first modified after a checkpoint.

[Description]

An error occurred.

[System Processing]

Processing will be aborted.

[Action]

To investigate the cause of the occurrence from the message, and remove cause.

---

## 2.49.36 15236

---

### Logs each checkpoint.

[Description]

An error occurred.

[System Processing]

Processing will be aborted.

[Action]

To investigate the cause of the occurrence from the message, and remove cause.

---

## 2.49.37 15237

---

### Logs each successful connection.

[Description]

An error occurred.

[System Processing]

Processing will be aborted.

[Action]

To investigate the cause of the occurrence from the message, and remove cause.

---

## 2.49.38 15238

---

### Logs end of a session, including duration.

[Description]

An error occurred.

[System Processing]

Processing will be aborted.

[Action]

To investigate the cause of the occurrence from the message, and remove cause.

## 2.49.39 15239

---

**Shows whether the running server has assertion checks enabled.**

[Description]

An error occurred.

[System Processing]

Processing will be aborted.

[Action]

To investigate the cause of the occurrence from the message, and remove cause.

## 2.49.40 15240

---

**Terminate session on any error.**

[Description]

An error occurred.

[System Processing]

Processing will be aborted.

[Action]

To investigate the cause of the occurrence from the message, and remove cause.

## 2.49.41 15241

---

**Restarts all server processes on WAL multiplexing errors.**

[Description]

An error occurred.

[System Processing]

Processing will be aborted.

[Action]

To investigate the cause of the occurrence from the message, and remove cause.

## 2.49.42 15242

---

**Enables fast WAL multiplexing.**

[Description]

Terminated normally.

[System Processing]

Continues processing.

[Action]

No action required.

---

## 2.49.43 15243

---

**Enables encryption of temporary files used in large queries.**

[Description]

Terminated normally.

[System Processing]

Continues processing.

[Action]

No action required.

---

## 2.49.44 15244

---

**Reinitialize server after backend crash.**

[Description]

An error occurred.

[System Processing]

Processing will be aborted.

[Action]

To investigate the cause of the occurrence from the message, and remove cause.

---

## 2.49.45 15245

---

**Logs the duration of each completed SQL statement.**

[Description]

Terminated normally.

[System Processing]

Continues processing.

[Action]

No action required.

---

## 2.49.46 15246

---

**Logs each query's parse tree.**

[Description]

Terminated normally.

[System Processing]

Continues processing.

[Action]

No action required.

## 2.49.47 15247

---

**Logs each query's rewritten parse tree.**

[Description]

Terminated normally.

[System Processing]

Continues processing.

[Action]

No action required.

## 2.49.48 15248

---

**Logs each query's execution plan.**

[Description]

Terminated normally.

[System Processing]

Continues processing.

[Action]

No action required.

## 2.49.49 15249

---

**Indents parse and plan tree displays.**

[Description]

Terminated normally.

[System Processing]

Continues processing.

[Action]

No action required.

## 2.49.50 15250

---

**Writes parser performance statistics to the server log.**

[Description]

Terminated normally.

[System Processing]

Continues processing.

[Action]

No action required.

## 2.49.51 15251

---

### Writes planner performance statistics to the server log.

[Description]

Terminated normally.

[System Processing]

Continues processing.

[Action]

No action required.

## 2.49.52 15252

---

### Writes executor performance statistics to the server log.

[Description]

Terminated normally.

[System Processing]

Continues processing.

[Action]

No action required.

## 2.49.53 15253

---

### Writes cumulative performance statistics to the server log.

[Description]

Terminated normally.

[System Processing]

Continues processing.

[Action]

No action required.

## 2.49.54 15255

---

### Collects information about executing commands.

[Description]

Terminated normally.

[System Processing]

Continues processing.

[Action]

No action required.

## 2.49.55 15256

---

---

**Collects statistics on database activity.**

[Description]

Terminated normally.

[System Processing]

Continues processing.

[Action]

No action required.

---

## **2.49.56 15257**

---

**Collects timing statistics for database I/O activity.**

[Description]

Terminated normally.

[System Processing]

Continues processing.

[Action]

No action required.

---

## **2.49.57 15258**

---

**Updates the process title to show the active SQL command.**

[Description]

Terminated normally.

[System Processing]

Continues processing.

[Action]

No action required.

---

## **2.49.58 15259**

---

**Starts the autovacuum subprocess.**

[Description]

Terminated normally.

[System Processing]

Continues processing.

[Action]

No action required.

---

## **2.49.59 15260**

---

**Generates debugging output for LISTEN and NOTIFY.**



[Description]

Terminated normally.

[System Processing]

Continues processing.

[Action]

No action required.

## 2.49.60 15261

---

### Logs long lock waits.

[Description]

Terminated normally.

[System Processing]

Continues processing.

[Action]

No action required.

## 2.49.61 15262

---

### Logs the host name in the connection logs.

[Description]

Terminated normally.

[System Processing]

Continues processing.

[Action]

No action required.

## 2.49.62 15264

---

### Chooses the algorithm for encrypting passwords.

[Description]

Terminated normally.

[System Processing]

Continues processing.

[Action]

No action required.

## 2.49.63 15265

---

### Treats "expr=NULL" as "expr IS NULL".

[Description]

An error occurred.

[System Processing]

Processing will be aborted.

[Action]

To investigate the cause of the occurrence from the message, and remove cause.

---

## 2.49.64 15266

---

**Enables per-database user names.**

[Description]

Terminated normally.

[System Processing]

Continues processing.

[Action]

No action required.

---

## 2.49.65 15268

---

**Sets the default read-only status of new transactions.**

[Description]

Terminated normally.

[System Processing]

Continues processing.

[Action]

No action required.

---

## 2.49.66 15269

---

**Sets the current transaction's read-only status.**

[Description]

Terminated normally.

[System Processing]

Continues processing.

[Action]

No action required.

---

## 2.49.67 15270

---

**Sets the default deferrable status of new transactions.**

[Description]

Terminated normally.

[System Processing]

Continues processing.

[Action]

No action required.

## 2.49.68 15271

---

**Whether to defer a read-only serializable transaction until it can be executed with no possible serialization failures.**

[Description]

Terminated normally.

[System Processing]

Continues processing.

[Action]

No action required.

## 2.49.69 15272

---

**Check function bodies during CREATE FUNCTION.**

[Description]

Terminated normally.

[System Processing]

Continues processing.

[Action]

No action required.

## 2.49.70 15273

---

**Enable input of NULL elements in arrays.**

[Description]

Terminated normally.

[System Processing]

Continues processing.

[Action]

No action required.

## 2.49.71 15275

---

**Start a subprocess to capture stderr output and/or csvlogs into log files.**

[Description]

Terminated normally.

[System Processing]

Continues processing.

[Action]

No action required.

## 2.49.72 15276

---

**Truncate existing log files of same name during log rotation.**

[Description]

Terminated normally.

[System Processing]

Continues processing.

[Action]

No action required.

## 2.49.73 15277

---

**Emit information about resource usage in sorting.**

[Description]

Terminated normally.

[System Processing]

Continues processing.

[Action]

No action required.

## 2.49.74 15278

---

**Generate debugging output for synchronized scanning.**

[Description]

Terminated normally.

[System Processing]

Continues processing.

[Action]

No action required.

## 2.49.75 15279

---

**Enable bounded sorting using heap sort.**

[Description]

Terminated normally.

[System Processing]

Continues processing.

[Action]

No action required.

## 2.49.76 15280

---

### Emit WAL-related debugging output.

[Description]

Terminated normally.

[System Processing]

Continues processing.

[Action]

No action required.

## 2.49.77 15281

---

### Datetimes are integer based.

[Description]

Terminated normally.

[System Processing]

Continues processing.

[Action]

No action required.

## 2.49.78 15282

---

### Sets whether Kerberos and GSSAPI user names should be treated as case-insensitive.

[Description]

Terminated normally.

[System Processing]

Continues processing.

[Action]

No action required.

## 2.49.79 15283

---

### Warn about backslash escapes in ordinary string literals.

[Description]

The application or command terminated normally, but a warning was output.

[System Processing]

Processing will continue.

[Action]

Check the message text and confirm that the issue does not affect the expected outcome.

## 2.49.80 15284

---

---

**Causes '..' strings to treat backslashes literally.**

[Description]

The application or command terminated normally, but a warning was output.

[System Processing]

Processing will continue.

[Action]

Check the message text and confirm that the issue does not affect the expected outcome.

---

**2.49.81 15285**

---

**Enable synchronized sequential scans.**

[Description]

Terminated normally.

[System Processing]

Continues processing.

[Action]

No action required.

---

**2.49.82 15286**

---

**Allows archiving of WAL files using archive\_command.**

[Description]

Terminated normally.

[System Processing]

Continues processing.

[Action]

No action required.

---

**2.49.83 15287**

---

**Allows connections and queries during recovery.**

[Description]

Terminated normally.

[System Processing]

Continues processing.

[Action]

No action required.

---

**2.49.84 15288**

---

**Allows feedback from a hot standby to the primary that will avoid query conflicts.**

[Description]

Terminated normally.

[System Processing]

Continues processing.

[Action]

No action required.

## 2.49.85 15289

---

### Allows modifications of the structure of system tables.

[Description]

Terminated normally.

[System Processing]

Continues processing.

[Action]

No action required.

## 2.49.86 15290

---

### Disables reading from system indexes.

[Description]

Terminated normally.

[System Processing]

Continues processing.

[Action]

No action required.

## 2.49.87 15291

---

### Enables backward compatibility mode for privilege checks on large objects.

[Description]

Terminated normally.

[System Processing]

Continues processing.

[Action]

No action required.

## 2.49.88 15292

---

### When generating SQL fragments, quote all identifiers.

[Description]

Terminated normally.

[System Processing]

Continues processing.

[Action]

No action required.

## 2.49.89 15293

---

**Forces a switch to the next WAL file if a new file has not been started within N seconds.**

[Description]

An error occurred.

[System Processing]

Processing will be aborted.

[Action]

To investigate the cause of the occurrence from the message, and remove cause.

## 2.49.90 15294

---

**Waits N seconds on connection startup after authentication.**

[Description]

Terminated normally.

[System Processing]

Continues processing.

[Action]

No action required.

## 2.49.91 15295

---

**Sets the default statistics target.**

[Description]

Terminated normally.

[System Processing]

Continues processing.

[Action]

No action required.

## 2.49.92 15296

---

**Sets the FROM-list size beyond which subqueries are not collapsed.**

[Description]

Terminated normally.

[System Processing]

Continues processing.



[Action]

No action required.

## 2.49.93 15297

---

**Sets the FROM-list size beyond which JOIN constructs are not flattened.**

[Description]

Terminated normally.

[System Processing]

Continues processing.

[Action]

No action required.

## 2.49.94 15298

---

**Sets the threshold of FROM items beyond which GEQO is used.**

[Description]

Terminated normally.

[System Processing]

Continues processing.

[Action]

No action required.

## 2.49.95 15299

---

**GEQO: effort is used to set the default for other GEQO parameters.**

[Description]

Terminated normally.

[System Processing]

Continues processing.

[Action]

No action required.

## 2.50 Message Numbers Beginning with 15300

---

### 2.50.1 15300

---

**GEQO: number of individuals in the population.**

[Description]

Terminated normally.

[System Processing]

Continues processing.

[Action]

No action required.

## 2.50.2 15301

---

**GEQO: number of iterations of the algorithm.**

[Description]

Terminated normally.

[System Processing]

Continues processing.

[Action]

No action required.

## 2.50.3 15302

---

**Sets the time to wait on a lock before checking for deadlock.**

[Description]

Terminated normally.

[System Processing]

Continues processing.

[Action]

No action required.

## 2.50.4 15303

---

**Sets the maximum delay before canceling queries when a hot standby server is processing archived WAL data.**

[Description]

Terminated normally.

[System Processing]

Continues processing.

[Action]

No action required.

## 2.50.5 15304

---

**Sets the maximum delay before canceling queries when a hot standby server is processing streamed WAL data.**

[Description]

Terminated normally.

[System Processing]

Continues processing.

[Action]

No action required.

## 2.50.6 15305

---

**Sets the maximum interval between WAL receiver status reports to the sending server**

[Description]

Terminated normally.

[System Processing]

Continues processing.

[Action]

No action required.

## 2.50.7 15306

---

**Sets the maximum number of concurrent connections.**

[Description]

Terminated normally.

[System Processing]

Continues processing.

[Action]

No action required.

## 2.50.8 15307

---

**Sets the number of connection slots reserved for superusers.**

[Description]

Terminated normally.

[System Processing]

Continues processing.

[Action]

No action required.

## 2.50.9 15308

---

**Sets the number of shared memory buffers used by the server.**

[Description]

Terminated normally.

[System Processing]

Continues processing.

[Action]

No action required.

## 2.50.10 15309

---

**Sets the maximum number of temporary buffers used by each session.**

[Description]

Terminated normally.

[System Processing]

Continues processing.

[Action]

No action required.

## 2.50.11 15310

---

**Sets the TCP port the server listens on.**

[Description]

Terminated normally.

[System Processing]

Continues processing.

[Action]

No action required.

## 2.50.12 15311

---

**Sets the access permissions of the Unix-domain socket.**

[Description]

Terminated normally.

[System Processing]

Continues processing.

[Action]

No action required.

## 2.50.13 15312

---

**Sets the file permissions for log files.**

[Description]

Terminated normally.

[System Processing]

Continues processing.

[Action]

No action required.

## 2.50.14 15313

---

---

**Sets the maximum memory to be used for query workspaces.**

[Description]

Terminated normally.

[System Processing]

Continues processing.

[Action]

No action required.

---

## 2.50.15 15314

---

**Sets the maximum memory to be used for maintenance operations.**

[Description]

Terminated normally.

[System Processing]

Continues processing.

[Action]

No action required.

---

## 2.50.16 15315

---

**Sets the maximum stack depth, in kilobytes.**

[Description]

Terminated normally.

[System Processing]

Continues processing.

[Action]

No action required.

---

## 2.50.17 15316

---

**Limits the total size of all temporary files used by each process.**

[Description]

There was insufficient free space in the disk of the database server during execution of the application.

[System Processing]

Processing will be aborted.

[Action]

Delete user data stored in the database server to free up space on the disk.

---

## 2.50.18 15317

---

**Vacuum cost for a page found in the buffer cache.**

[Description]

Terminated normally.

[System Processing]

Continues processing.

[Action]

No action required.

---

## 2.50.19 15318

---

### Vacuum cost for a page not found in the buffer cache.

[Description]

Terminated normally.

[System Processing]

Continues processing.

[Action]

No action required.

---

## 2.50.20 15319

---

### Vacuum cost for a page dirtied by vacuum.

[Description]

Terminated normally.

[System Processing]

Continues processing.

[Action]

No action required.

---

## 2.50.21 15320

---

### Vacuum cost amount available before napping.

[Description]

Terminated normally.

[System Processing]

Continues processing.

[Action]

No action required.

---

## 2.50.22 15321

---

### Vacuum cost delay in milliseconds.

[Description]

Terminated normally.

[System Processing]

Continues processing.

[Action]

No action required.

## 2.50.23 15322

---

**Vacuum cost delay in milliseconds, for autovacuum.**

[Description]

Terminated normally.

[System Processing]

Continues processing.

[Action]

No action required.

## 2.50.24 15323

---

**Vacuum cost amount available before napping, for autovacuum.**

[Description]

Terminated normally.

[System Processing]

Continues processing.

[Action]

No action required.

## 2.50.25 15324

---

**Sets the maximum number of simultaneously open files for each server process.**

[Description]

Terminated normally.

[System Processing]

Continues processing.

[Action]

No action required.

## 2.50.26 15325

---

**Sets the maximum number of simultaneously prepared transactions.**

[Description]

Terminated normally.

[System Processing]

Continues processing.

[Action]

No action required.

## 2.50.27 15326

---

**Sets the maximum allowed duration of any statement.**

[Description]

Terminated normally.

[System Processing]

Continues processing.

[Action]

No action required.

## 2.50.28 15327

---

**Minimum age at which VACUUM should freeze a table row.**

[Description]

Terminated normally.

[System Processing]

Continues processing.

[Action]

No action required.

## 2.50.29 15328

---

**Age at which VACUUM should scan whole table to freeze tuples.**

[Description]

Terminated normally.

[System Processing]

Continues processing.

[Action]

No action required.

## 2.50.30 15329

---

**Number of transactions by which VACUUM and HOT cleanup should be deferred, if any.**

[Description]

Terminated normally.

[System Processing]

Continues processing.

[Action]

No action required.



## 2.50.31 15330

---

**Sets the maximum number of locks per transaction.**

[Description]

Terminated normally.

[System Processing]

Continues processing.

[Action]

No action required.

## 2.50.32 15331

---

**Sets the maximum number of predicate locks per transaction.**

[Description]

Terminated normally.

[System Processing]

Continues processing.

[Action]

No action required.

## 2.50.33 15332

---

**Sets the maximum allowed time to complete client authentication.**

[Description]

Terminated normally.

[System Processing]

Continues processing.

[Action]

No action required.

## 2.50.34 15333

---

**Waits N seconds on connection startup before authentication.**

[Description]

Terminated normally.

[System Processing]

Continues processing.

[Action]

No action required.

## 2.50.35 15334

---

---

**Sets the size of WAL files held for standby servers.**

[Description]

Terminated normally.

[System Processing]

Continues processing.

[Action]

No action required.

---

## 2.50.36 15336

---

**Sets the maximum time between automatic WAL checkpoints.**

[Description]

Terminated normally.

[System Processing]

Continues processing.

[Action]

No action required.

---

## 2.50.37 15337

---

**Enables warnings if checkpoint segments are filled more frequently than this.**

[Description]

Terminated normally.

[System Processing]

Continues processing.

[Action]

No action required.

---

## 2.50.38 15338

---

**Sets the number of disk-page buffers in shared memory for WAL.**

[Description]

Terminated normally.

[System Processing]

Continues processing.

[Action]

No action required.

---

## 2.50.39 15339

---

**Time between WAL flushes performed in the WAL writer.**

[Description]

Terminated normally.

[System Processing]

Continues processing.

[Action]

No action required.

## 2.50.40 15340

---

**Sets the maximum number of simultaneously running WAL sender processes.**

[Description]

Terminated normally.

[System Processing]

Continues processing.

[Action]

No action required.

## 2.50.41 15341

---

**Sets the maximum time to wait for WAL replication.**

[Description]

Terminated normally.

[System Processing]

Continues processing.

[Action]

No action required.

## 2.50.42 15342

---

**Sets the delay in microseconds between transaction commit and flushing WAL to disk.**

[Description]

Terminated normally.

[System Processing]

Continues processing.

[Action]

No action required.

## 2.50.43 15343

---

**Sets the minimum concurrent open transactions before performing commit\_delay.**

[Description]

Terminated normally.

[System Processing]

Continues processing.

[Action]

No action required.

## 2.50.44 15344

---

**Sets the number of digits displayed for floating-point values.**

[Description]

Terminated normally.

[System Processing]

Continues processing.

[Action]

No action required.

## 2.50.45 15345

---

**Sets the minimum execution time above which all statements will be logged.**

[Description]

Terminated normally.

[System Processing]

Continues processing.

[Action]

No action required.

## 2.50.46 15346

---

**Sets the minimum execution time above which autovacuum actions will be logged.**

[Description]

Terminated normally.

[System Processing]

Continues processing.

[Action]

No action required.

## 2.50.47 15347

---

**Background writer sleep time between rounds.**

[Description]

Terminated normally.

[System Processing]

Continues processing.

[Action]

No action required.

## 2.50.48 15348

---

**Background writer maximum number of LRU pages to flush per round.**

[Description]

Terminated normally.

[System Processing]

Continues processing.

[Action]

No action required.

## 2.50.49 15349

---

**Number of simultaneous requests that can be handled efficiently by the disk subsystem.**

[Description]

Terminated normally.

[System Processing]

Continues processing.

[Action]

No action required.

## 2.50.50 15350

---

**Automatic log file rotation will occur after N minutes.**

[Description]

Terminated normally.

[System Processing]

Continues processing.

[Action]

No action required.

## 2.50.51 15351

---

**Automatic log file rotation will occur after N kilobytes.**

[Description]

Terminated normally.

[System Processing]

Continues processing.

[Action]

No action required.

## 2.50.52 15352

---

**Shows the maximum number of function arguments.**

[Description]

Terminated normally.

[System Processing]

Continues processing.

[Action]

No action required.

## 2.50.53 15353

---

**Shows the maximum number of index keys.**

[Description]

Terminated normally.

[System Processing]

Continues processing.

[Action]

No action required.

## 2.50.54 15354

---

**Shows the maximum identifier length.**

[Description]

Terminated normally.

[System Processing]

Continues processing.

[Action]

No action required.

## 2.50.55 15355

---

**Shows the size of a disk block.**

[Description]

Terminated normally.

[System Processing]

Continues processing.

[Action]

No action required.

## 2.50.56 15356

---

---

**Shows the number of pages per disk file.**

[Description]

Terminated normally.

[System Processing]

Continues processing.

[Action]

No action required.

---

## **2.50.57 15357**

---

**Shows the block size in the write ahead log.**

[Description]

Terminated normally.

[System Processing]

Continues processing.

[Action]

No action required.

---

## **2.50.58 15358**

---

**Shows the number of pages per write ahead log segment.**

[Description]

Terminated normally.

[System Processing]

Continues processing.

[Action]

No action required.

---

## **2.50.59 15359**

---

**Time to sleep between autovacuum runs.**

[Description]

Terminated normally.

[System Processing]

Continues processing.

[Action]

No action required.

---

## **2.50.60 15360**

---

**Minimum number of tuple updates or deletes prior to vacuum.**

[Description]

Terminated normally.

[System Processing]

Continues processing.

[Action]

No action required.

---

## 2.50.61 15361

---

### Minimum number of tuple inserts, updates, or deletes prior to analyze.

[Description]

Terminated normally.

[System Processing]

Continues processing.

[Action]

No action required.

---

## 2.50.62 15362

---

### Age at which to autovacuum a table to prevent transaction ID wraparound.

[Description]

Terminated normally.

[System Processing]

Continues processing.

[Action]

No action required.

---

## 2.50.63 15363

---

### Sets the maximum number of simultaneously running autovacuum worker processes.

[Description]

Terminated normally.

[System Processing]

Continues processing.

[Action]

No action required.

---

## 2.50.64 15364

---

### Time between issuing TCP keepalives.

[Description]

Terminated normally.



[System Processing]

Continues processing.

[Action]

No action required.

## 2.50.65 15365

---

**Time between TCP keepalive retransmits.**

[Description]

Terminated normally.

[System Processing]

Continues processing.

[Action]

No action required.

## 2.50.66 15366

---

**SSL renegotiation is no longer supported; this can only be 0.**

[Description]

Terminated normally.

[System Processing]

Continues processing.

[Action]

No action required.

## 2.50.67 15367

---

**Maximum number of TCP keepalive retransmits.**

[Description]

Terminated normally.

[System Processing]

Continues processing.

[Action]

No action required.

## 2.50.68 15368

---

**Sets the maximum allowed result for exact search by GIN.**

[Description]

Terminated normally.

[System Processing]

Continues processing.

[Action]

No action required.

## 2.50.69 15369

---

**Sets the planner's assumption about the size of the disk cache.**

[Description]

Terminated normally.

[System Processing]

Continues processing.

[Action]

No action required.

## 2.50.70 15370

---

**Shows the server version as an integer.**

[Description]

Terminated normally.

[System Processing]

Continues processing.

[Action]

No action required.

## 2.50.71 15371

---

**Log the use of temporary files larger than this number of kilobytes.**

[Description]

Terminated normally.

[System Processing]

Continues processing.

[Action]

No action required.

## 2.50.72 15372

---

**Sets the size reserved for `pg_stat_activity.query`, in bytes.**

[Description]

Terminated normally.

[System Processing]

Continues processing.

[Action]

No action required.

## 2.50.73 15373

---

**Sets the planner's estimate of the cost of a sequentially fetched disk page.**

[Description]

Terminated normally.

[System Processing]

Continues processing.

[Action]

No action required.

## 2.50.74 15374

---

**Sets the planner's estimate of the cost of a nonsequentially fetched disk page.**

[Description]

Terminated normally.

[System Processing]

Continues processing.

[Action]

No action required.

## 2.50.75 15375

---

**Sets the planner's estimate of the cost of processing each tuple (row).**

[Description]

Terminated normally.

[System Processing]

Continues processing.

[Action]

No action required.

## 2.50.76 15376

---

**Sets the planner's estimate of the cost of processing each index entry during an index scan.**

[Description]

Terminated normally.

[System Processing]

Continues processing.

[Action]

No action required.

## 2.50.77 15377

---

---

**Sets the planner's estimate of the cost of processing each operator or function call.**

[Description]

Terminated normally.

[System Processing]

Continues processing.

[Action]

No action required.

---

## **2.50.78 15378**

---

**Sets the planner's estimate of the fraction of a cursor's rows that will be retrieved.**

[Description]

Terminated normally.

[System Processing]

Continues processing.

[Action]

No action required.

---

## **2.50.79 15379**

---

**GEQO: selective pressure within the population.**

[Description]

Terminated normally.

[System Processing]

Continues processing.

[Action]

No action required.

---

## **2.50.80 15380**

---

**GEQO: seed for random path selection.**

[Description]

Terminated normally.

[System Processing]

Continues processing.

[Action]

No action required.

---

## **2.50.81 15381**

---

**Multiple of the average buffer usage to free per round.**

[Description]

Terminated normally.

[System Processing]

Continues processing.

[Action]

No action required.

## 2.50.82 15382

---

### Sets the seed for random-number generation.

[Description]

Terminated normally.

[System Processing]

Continues processing.

[Action]

No action required.

## 2.50.83 15383

---

### Number of tuple updates or deletes prior to vacuum as a fraction of reltuples.

[Description]

Terminated normally.

[System Processing]

Continues processing.

[Action]

No action required.

## 2.50.84 15384

---

### Number of tuple inserts, updates, or deletes prior to analyze as a fraction of reltuples.

[Description]

Terminated normally.

[System Processing]

Continues processing.

[Action]

No action required.

## 2.50.85 15385

---

### Time spent flushing dirty buffers during checkpoint, as fraction of checkpoint interval.

[Description]

Terminated normally.

[System Processing]

Continues processing.

[Action]

No action required.

## 2.50.86 15386

---

**Sets the shell command that will be called to archive a WAL file.**

[Description]

Terminated normally.

[System Processing]

Continues processing.

[Action]

No action required.

## 2.50.87 15387

---

**Sets the client's character set encoding.**

[Description]

Terminated normally.

[System Processing]

Continues processing.

[Action]

No action required.

## 2.50.88 15388

---

**Controls information prefixed to each log line.**

[Description]

Terminated normally.

[System Processing]

Continues processing.

[Action]

No action required.

## 2.50.89 15389

---

**Sets the time zone to use in log messages.**

[Description]

Terminated normally.

[System Processing]

Continues processing.

[Action]

No action required.

## 2.50.90 15390

---

**Sets the display format for date and time values.**

[Description]

Terminated normally.

[System Processing]

Continues processing.

[Action]

No action required.

## 2.50.91 15391

---

**Sets the default tablespace to create tables and indexes in.**

[Description]

Terminated normally.

[System Processing]

Continues processing.

[Action]

No action required.

## 2.50.92 15392

---

**Sets the tablespace(s) to use for temporary tables and sort files.**

[Description]

Terminated normally.

[System Processing]

Continues processing.

[Action]

No action required.

## 2.50.93 15393

---

**Sets the path for dynamically loadable modules.**

[Description]

Terminated normally.

[System Processing]

Continues processing.

[Action]

No action required.

## 2.50.94 15394

---

### Sets the location of the Kerberos server key file.

[Description]

Terminated normally.

[System Processing]

Continues processing.

[Action]

No action required.

## 2.50.95 15396

---

### Sets the Bonjour service name.

[Description]

Terminated normally.

[System Processing]

Continues processing.

[Action]

No action required.

## 2.50.96 15397

---

### Shows the collation order locale.

[Description]

Terminated normally.

[System Processing]

Continues processing.

[Action]

No action required.

## 2.50.97 15398

---

### Shows the character classification and case conversion locale.

[Description]

Terminated normally.

[System Processing]

Continues processing.

[Action]

No action required.

## 2.50.98 15399

---



---

**Sets the language in which messages are displayed.**

[Description]

Terminated normally.

[System Processing]

Continues processing.

[Action]

No action required.

---

## 2.51 Message Numbers Beginning with 15400

---

### 2.51.1 15400

---

**Sets the locale for formatting monetary amounts.**

[Description]

Terminated normally.

[System Processing]

Continues processing.

[Action]

No action required.

### 2.51.2 15401

---

**Sets the locale for formatting numbers.**

[Description]

Terminated normally.

[System Processing]

Continues processing.

[Action]

No action required.

### 2.51.3 15402

---

**Sets the locale for formatting date and time values.**

[Description]

Terminated normally.

[System Processing]

Continues processing.

[Action]

No action required.

## 2.51.4 15403

---

### Lists shared libraries to preload into server.

[Description]

Terminated normally.

[System Processing]

Continues processing.

[Action]

No action required.

## 2.51.5 15404

---

### Lists shared libraries to preload into each backend.

[Description]

Terminated normally.

[System Processing]

Continues processing.

[Action]

No action required.

## 2.51.6 15405

---

### Sets the schema search order for names that are not schema-qualified.

[Description]

Terminated normally.

[System Processing]

Continues processing.

[Action]

No action required.

## 2.51.7 15406

---

### Sets the server (database) character set encoding.

[Description]

Terminated normally.

[System Processing]

Continues processing.

[Action]

No action required.

## 2.51.8 15407

---

---

**Shows the server version.**

[Description]

Terminated normally.

[System Processing]

Continues processing.

[Action]

No action required.

---

## 2.51.9 15408

---

**Sets the current role.**

[Description]

Terminated normally.

[System Processing]

Continues processing.

[Action]

No action required.

---

## 2.51.10 15409

---

**Sets the session user name.**

[Description]

Terminated normally.

[System Processing]

Continues processing.

[Action]

No action required.

---

## 2.51.11 15410

---

**Sets the destination for server log output.**

[Description]

Terminated normally.

[System Processing]

Continues processing.

[Action]

No action required.

---

## 2.51.12 15411

---

**Sets the destination directory for log files.**

[Description]

Terminated normally.

[System Processing]

Continues processing.

[Action]

No action required.

## 2.51.13 15412

---

**Sets the file name pattern for log files.**

[Description]

Terminated normally.

[System Processing]

Continues processing.

[Action]

No action required.

## 2.51.14 15413

---

**Sets the program name used to identify PostgreSQL messages in syslog.**

[Description]

Terminated normally.

[System Processing]

Continues processing.

[Action]

No action required.

## 2.51.15 15414

---

**Sets the application name used to identify PostgreSQL messages in the event log.**

[Description]

Terminated normally.

[System Processing]

Continues processing.

[Action]

No action required.

## 2.51.16 15415

---

**Sets the time zone for displaying and interpreting time stamps.**

[Description]

Terminated normally.

[System Processing]

Continues processing.

[Action]

No action required.

## 2.51.17 15416

---

**Selects a file of time zone abbreviations.**

[Description]

Terminated normally.

[System Processing]

Continues processing.

[Action]

No action required.

## 2.51.18 15417

---

**Sets the current transaction's isolation level.**

[Description]

Terminated normally.

[System Processing]

Continues processing.

[Action]

No action required.

## 2.51.19 15418

---

**Sets the owning group of the Unix-domain socket.**

[Description]

Terminated normally.

[System Processing]

Continues processing.

[Action]

No action required.

## 2.51.20 15419

---

**Sets the directories where Unix-domain sockets will be created.**

[Description]

Terminated normally.

[System Processing]

Continues processing.

[Action]

No action required.

## 2.51.21 15420

---

### Sets the host name or IP address(es) to listen to.

[Description]

Terminated normally.

[System Processing]

Continues processing.

[Action]

No action required.

## 2.51.22 15421

---

### Sets the server's data directory.

[Description]

Terminated normally.

[System Processing]

Continues processing.

[Action]

No action required.

## 2.51.23 15422

---

### Sets the server's backup directory.

[Description]

Terminated normally.

[System Processing]

Continues processing.

[Action]

No action required.

## 2.51.24 15423

---

### Sets the directory where multiplexed transaction log files are stored.

[Description]

Terminated normally.

[System Processing]

Continues processing.

[Action]

No action required.

## 2.51.25 15424

---

**Sets the directory where server's core files are dumped.**

[Description]

Terminated normally.

[System Processing]

Continues processing.

[Action]

No action required.

## 2.51.26 15425

---

**Sets the location where the keystore is stored**

[Description]

Terminated normally.

[System Processing]

Continues processing.

[Action]

No action required.

## 2.51.27 15426

---

**Sets the server's main configuration file.**

[Description]

Terminated normally.

[System Processing]

Continues processing.

[Action]

No action required.

## 2.51.28 15427

---

**Sets the server's "hba" configuration file.**

[Description]

Terminated normally.

[System Processing]

Continues processing.

[Action]

No action required.

## 2.51.29 15428

---

---

**Sets the server's "ident" configuration file.**

[Description]

Terminated normally.

[System Processing]

Continues processing.

[Action]

No action required.

---

### 2.51.30 15429

---

**Writes the postmaster PID to the specified file.**

[Description]

Terminated normally.

[System Processing]

Continues processing.

[Action]

No action required.

---

### 2.51.31 15430

---

**Location of the SSL server certificate file.**

[Description]

Terminated normally.

[System Processing]

Continues processing.

[Action]

No action required.

---

### 2.51.32 15431

---

**Location of the SSL server private key file.**

[Description]

Terminated normally.

[System Processing]

Continues processing.

[Action]

No action required.

---

### 2.51.33 15432

---

**Location of the SSL certificate authority file.**



[Description]

Terminated normally.

[System Processing]

Continues processing.

[Action]

No action required.

## 2.51.34 15433

---

### Location of the SSL certificate revocation list file.

[Description]

Terminated normally.

[System Processing]

Continues processing.

[Action]

No action required.

## 2.51.35 15434

---

### Writes temporary statistics files to the specified directory.

[Description]

Terminated normally.

[System Processing]

Continues processing.

[Action]

No action required.

## 2.51.36 15435

---

### Number of synchronous standbys and list of names of potential synchronous ones.

[Description]

Terminated normally.

[System Processing]

Continues processing.

[Action]

No action required.

## 2.51.37 15436

---

### Sets default text search configuration.

[Description]

Terminated normally.

[System Processing]

Continues processing.

[Action]

No action required.

## 2.51.38 15437

---

**Sets the list of allowed SSL ciphers.**

[Description]

Terminated normally.

[System Processing]

Continues processing.

[Action]

No action required.

## 2.51.39 15438

---

**Sets the application name to be reported in statistics and logs.**

[Description]

Terminated normally.

[System Processing]

Continues processing.

[Action]

No action required.

## 2.51.40 15439

---

**Sets whether "\" is allowed in string literals.**

[Description]

Terminated normally.

[System Processing]

Continues processing.

[Action]

No action required.

## 2.51.41 15440

---

**Sets the output format for bytea.**

[Description]

Terminated normally.

[System Processing]

Continues processing.

[Action]

No action required.

## 2.51.42 15441

---

**Sets the message levels that are sent to the client.**

[Description]

Terminated normally.

[System Processing]

Continues processing.

[Action]

No action required.

## 2.51.43 15442

---

**Enables the planner to use constraints to optimize queries.**

[Description]

Terminated normally.

[System Processing]

Continues processing.

[Action]

No action required.

## 2.51.44 15443

---

**Sets the transaction isolation level of each new transaction.**

[Description]

Terminated normally.

[System Processing]

Continues processing.

[Action]

No action required.

## 2.51.45 15444

---

**Sets the display format for interval values.**

[Description]

Terminated normally.

[System Processing]

Continues processing.

[Action]

No action required.

## 2.51.46 15445

---

**Sets the verbosity of logged messages.**

[Description]

Terminated normally.

[System Processing]

Continues processing.

[Action]

No action required.

## 2.51.47 15446

---

**Sets the message levels that are logged.**

[Description]

Terminated normally.

[System Processing]

Continues processing.

[Action]

No action required.

## 2.51.48 15447

---

**Causes all statements generating error at or above this level to be logged.**

[Description]

Terminated normally.

[System Processing]

Continues processing.

[Action]

No action required.

## 2.51.49 15448

---

**Sets the type of statements logged.**

[Description]

Terminated normally.

[System Processing]

Continues processing.

[Action]

No action required.

## 2.51.50 15449

---

---

**Sets the syslog "facility" to be used when syslog enabled.**

[Description]

Terminated normally.

[System Processing]

Continues processing.

[Action]

No action required.

---

## 2.51.51 15450

---

**Sets the session's behavior for triggers and rewrite rules.**

[Description]

Terminated normally.

[System Processing]

Continues processing.

[Action]

No action required.

---

## 2.51.52 15451

---

**Sets the current transaction's synchronization level.**

[Description]

Terminated normally.

[System Processing]

Continues processing.

[Action]

No action required.

---

## 2.51.53 15452

---

**Enables logging of recovery-related debugging information.**

[Description]

Terminated normally.

[System Processing]

Continues processing.

[Action]

No action required.

---

## 2.51.54 15453

---

**Collects function-level statistics on database activity.**

[Description]

Terminated normally.

[System Processing]

Continues processing.

[Action]

No action required.

## 2.51.55 15454

---

### Set the level of information written to the WAL.

[Description]

Terminated normally.

[System Processing]

Continues processing.

[Action]

No action required.

## 2.51.56 15455

---

### Selects the method used for forcing WAL updates to disk.

[Description]

Terminated normally.

[System Processing]

Continues processing.

[Action]

No action required.

## 2.51.57 15456

---

### Sets how binary values are to be encoded in XML.

[Description]

Terminated normally.

[System Processing]

Continues processing.

[Action]

No action required.

## 2.51.58 15457

---

### Sets whether XML data in implicit parsing and serialization operations is to be considered as documents or content fragments.

[Description]

Terminated normally.

[System Processing]

Continues processing.

[Action]

No action required.

## 2.51.59 15458

---

### Sets what to dump in core files.

[Description]

Terminated normally.

[System Processing]

Continues processing.

[Action]

No action required.

## 2.51.60 15459

---

### Selects the algorithm for encrypting tablespaces.

[Description]

Terminated normally.

[System Processing]

Continues processing.

[Action]

No action required.

## 2.51.61 15460

---

### @1@: could not access the server configuration file "@2@": @3@

[Description]

An error occurred.

[System Processing]

Processing will be aborted.

[Action]

To investigate the cause of the occurrence from the message, and remove cause.

## 2.51.62 15461

---

### SET LOCAL TRANSACTION SNAPSHOT is not implemented

[Description]

An error occurred.

[System Processing]

Processing will be aborted.

[Action]

To investigate the cause of the occurrence from the message, and remove cause.

## 2.51.63 15464

---

**Bonjour is not supported by this build**

[Description]

An error occurred.

[System Processing]

Processing will be aborted.

[Action]

To investigate the cause of the occurrence from the message, and remove cause.

## 2.51.64 15465

---

**SSL is not supported by this build**

[Description]

An error occurred.

[System Processing]

Processing will be aborted.

[Action]

To investigate the cause of the occurrence from the message, and remove cause.

## 2.51.65 15466

---

**internal error: unrecognized run-time parameter type**

[Description]

An error occurred.

[System Processing]

Processing will be aborted.

[Action]

To investigate the cause of the occurrence from the message, and remove cause.

## 2.51.66 15467

---

**time zone abbreviation "@1@" is too long (maximum @2@ characters) in time zone file "@3@", line @4@**

[Description]

An error occurred.

[System Processing]

Processing will be aborted.



[Action]

To investigate the cause of the occurrence from the message, and remove cause.

## 2.51.67 15468

---

### invalid number for time zone offset in time zone file "@1@", line @2@

[Description]

An error occurred.

[System Processing]

Processing will be aborted.

[Action]

To investigate the cause of the occurrence from the message, and remove cause.

## 2.51.68 15469

---

### time zone offset @1@ is out of range in time zone file "@2@", line @3@

[Description]

An error occurred.

[System Processing]

Processing will be aborted.

[Action]

To investigate the cause of the occurrence from the message, and remove cause.

## 2.51.69 15470

---

### missing time zone abbreviation in time zone file "@1@", line @2@

[Description]

An error occurred.

[System Processing]

Processing will be aborted.

[Action]

To investigate the cause of the occurrence from the message, and remove cause.

## 2.51.70 15471

---

### missing time zone offset in time zone file "@1@", line @2@

[Description]

An error occurred.

[System Processing]

Processing will be aborted.

[Action]

To investigate the cause of the occurrence from the message, and remove cause.

## 2.51.71 15473

---

### invalid syntax in time zone file "@1@", line @2@

[Description]

An error occurred.

[System Processing]

Processing will be aborted.

[Action]

To investigate the cause of the occurrence from the message, and remove cause.

## 2.51.72 15474

---

### time zone abbreviation "@1@" is multiply defined

[Description]

An error occurred.

[System Processing]

Processing will be aborted.

[Action]

To investigate the cause of the occurrence from the message, and remove cause.

## 2.51.73 15475

---

### invalid time zone file name "@1@"

[Description]

An error occurred.

[System Processing]

Processing will be aborted.

[Action]

To investigate the cause of the occurrence from the message, and remove cause.

## 2.51.74 15476

---

### time zone file recursion limit exceeded in file "@1@"

[Description]

An error occurred.

[System Processing]

Processing will be aborted.

[Action]

To investigate the cause of the occurrence from the message, and remove cause.

## 2.51.75 15477

---

---

### line is too long in time zone file "@1@", line @2@

[Description]

An error occurred.

[System Processing]

Processing will be aborted.

[Action]

To investigate the cause of the occurrence from the message, and remove cause.

---

## 2.51.76 15478

---

### @INCLUDE without file name in time zone file "@1@", line @2@

[Description]

An error occurred.

[System Processing]

Processing will be aborted.

[Action]

To investigate the cause of the occurrence from the message, and remove cause.

---

## 2.51.77 15479

---

### cannot export a snapshot from a subtransaction

[Description]

An error occurred.

[System Processing]

Processing will be aborted.

[Action]

To investigate the cause of the occurrence from the message, and remove cause.

---

## 2.51.78 15480

---

### invalid snapshot data in file "@1@"

[Description]

An error occurred.

[System Processing]

Processing will be aborted.

[Action]

To investigate the cause of the occurrence from the message, and remove cause.

---

## 2.51.79 15481

---

### @1@ must be called before any query

[Description]

An error occurred.

[System Processing]

Processing will be aborted.

[Action]

To investigate the cause of the occurrence from the message, and remove cause.

## 2.51.80 15482

---

### **a snapshot-importing transaction must have isolation level SERIALIZABLE or REPEATABLE READ**

[Description]

An error occurred.

[System Processing]

Processing will be aborted.

[Action]

To investigate the cause of the occurrence from the message, and remove cause.

## 2.51.81 15483

---

### **invalid snapshot identifier: "@1@"**

[Description]

An error occurred.

[System Processing]

Processing will be aborted.

[Action]

To investigate the cause of the occurrence from the message, and remove cause.

## 2.51.82 15484

---

### **a serializable transaction cannot import a snapshot from a non-serializable transaction**

[Description]

An error occurred.

[System Processing]

Processing will be aborted.

[Action]

To investigate the cause of the occurrence from the message, and remove cause.

## 2.51.83 15485

---

### **a non-read-only serializable transaction cannot import a snapshot from a read-only transaction**

[Description]

An error occurred.

[System Processing]

Processing will be aborted.

[Action]

To investigate the cause of the occurrence from the message, and remove cause.

## 2.51.84 15486

---

### cannot import a snapshot from a different database

[Description]

An error occurred.

[System Processing]

Processing will be aborted.

[Action]

To investigate the cause of the occurrence from the message, and remove cause.

## 2.51.85 15487

---

### out of memory

[Description]

There was insufficient free space in the server's memory during execution of the application.

[System Processing]

Processing will be aborted.

[Action]

Estimate memory usage and take the following action:

- If the number of simultaneous connections from client applications is high, reduce it.
- If the number of simultaneous SQL executions is high, reduce it.

## 2.51.86 15488

---

### could not open file "@1@" for reading: @2@

[Description]

An error occurred.

[System Processing]

Processing will be aborted.

[Action]

To investigate the cause of the occurrence from the message, and remove cause.

## 2.51.87 15489

---

### could not open file "@1@" for writing: @2@

[Description]

An error occurred.

[System Processing]

Processing will be aborted.

[Action]

To investigate the cause of the occurrence from the message, and remove cause.

## 2.51.88 15490

---

**could not write file "@1@": @2@**

[Description]

An error occurred.

[System Processing]

Processing will be aborted.

[Action]

To investigate the cause of the occurrence from the message, and remove cause.

## 2.51.89 15491

---

**could not execute command "@1@": @2@**

[Description]

An error occurred.

[System Processing]

Processing will be aborted.

[Action]

To investigate the cause of the occurrence from the message, and remove cause.

## 2.51.90 15492

---

**removing data directory "@1@"**

[Description]

An error occurred.

[System Processing]

Processing will be aborted.

[Action]

To investigate the cause of the occurrence from the message, and remove cause.

## 2.51.91 15493

---

**failed to remove data directory**

[Description]

An error occurred.

[System Processing]

Processing will be aborted.

[Action]

To investigate the cause of the occurrence from the message, and remove cause.

## 2.51.92 15494

---

### removing contents of data directory "@1@"

[Description]

An error occurred.

[System Processing]

Processing will be aborted.

[Action]

To investigate the cause of the occurrence from the message, and remove cause.

## 2.51.93 15495

---

### failed to remove contents of data directory

[Description]

An error occurred.

[System Processing]

Processing will be aborted.

[Action]

To investigate the cause of the occurrence from the message, and remove cause.

## 2.52 Message Numbers Beginning with 15500

---

### 2.52.1 15500

---

#### data directory "@1@" not removed at user's request

[Description]

An error occurred.

[System Processing]

Processing will be aborted.

[Action]

To investigate the cause of the occurrence from the message, and remove cause.

### 2.52.2 15503

---

#### user name lookup failure: error code @1@

[Description]

An error occurred.

[System Processing]

Processing will be aborted.

[Action]

To investigate the cause of the occurrence from the message, and remove cause.

### 2.52.3 15504

---

**"@1@" is not a valid server encoding name**

[Description]

An error occurred.

[System Processing]

Processing will be aborted.

[Action]

To investigate the cause of the occurrence from the message, and remove cause.

### 2.52.4 15505

---

**could not create directory "@1@": @2@**

[Description]

An error occurred.

[System Processing]

Processing will be aborted.

[Action]

To investigate the cause of the occurrence from the message, and remove cause.

### 2.52.5 15506

---

**file "@1@" does not exist**

[Description]

An error occurred.

[System Processing]

Processing will be aborted.

[Action]

To investigate the cause of the occurrence from the message, and remove cause.

### 2.52.6 15507

---

**could not access file "@1@": @2@**

[Description]

An error occurred.

[System Processing]

Processing will be aborted.

[Action]

To investigate the cause of the occurrence from the message, and remove cause.



## 2.52.7 15508

---

### file "@1@" is not a regular file

[Description]

An error occurred.

[System Processing]

Processing will be aborted.

[Action]

To investigate the cause of the occurrence from the message, and remove cause.

## 2.52.8 15509

---

### Passwords didn't match.

[Description]

An error occurred.

[System Processing]

Processing will be aborted.

[Action]

To investigate the cause of the occurrence from the message, and remove cause.

## 2.52.9 15510

---

### could not read password from file "@1@": @2@

[Description]

An error occurred.

[System Processing]

Processing will be aborted.

[Action]

To investigate the cause of the occurrence from the message, and remove cause.

## 2.52.10 15515

---

### could not write to child process: @1@

[Description]

An error occurred.

[System Processing]

Processing will be aborted.

[Action]

To investigate the cause of the occurrence from the message, and remove cause.

## 2.52.11 15516

---

---

**ok**

[Description]

Terminated normally.

[System Processing]

Continues processing.

[Action]

No action required.

---

## 2.52.12 15517

---

**failed to restore old locale "@1@"**

[Description]

An error occurred.

[System Processing]

Processing will be aborted.

[Action]

To investigate the cause of the occurrence from the message, and remove cause.

---

## 2.52.13 15518

---

**invalid locale name "@1@"**

[Description]

An error occurred.

[System Processing]

Processing will be aborted.

[Action]

To investigate the cause of the occurrence from the message, and remove cause.

---

## 2.52.14 15519

---

**encoding mismatch**

[Description]

An error occurred.

[System Processing]

Processing will be aborted.

[Action]

To investigate the cause of the occurrence from the message, and remove cause.

---

## 2.52.15 15525

---

**@1@ initializes a PostgreSQL database cluster.**

[Description]

An error occurred.

[System Processing]

Processing will be aborted.

[Action]

To investigate the cause of the occurrence from the message, and remove cause.

## 2.52.16 15527

---

### invalid authentication method "@1@" for "@2@" connections

[Description]

An error occurred.

[System Processing]

Processing will be aborted.

[Action]

To investigate the cause of the occurrence from the message, and remove cause.

## 2.52.17 15528

---

### must specify a password for the superuser to enable @1@ authentication

[Description]

An error occurred.

[System Processing]

Processing will be aborted.

[Action]

To investigate the cause of the occurrence from the message, and remove cause.

## 2.52.18 15529

---

### too many command-line arguments (first is "@1@")

[Description]

An error occurred.

[System Processing]

Processing will be aborted.

[Action]

To investigate the cause of the occurrence from the message, and remove cause.

## 2.52.19 15530

---

### password prompt and password file cannot be specified together

[Description]

An error occurred.

[System Processing]

Processing will be aborted.

[Action]

To investigate the cause of the occurrence from the message, and remove cause.

## 2.52.20 15533

---

**The program "postgres" is needed by @1@ but was not found in the same directory as "@2@". Check your installation.**

[Description]

An error occurred.

[System Processing]

Processing will be aborted.

[Action]

To investigate the cause of the occurrence from the message, and remove cause.

## 2.52.21 15534

---

**The program "postgres" was found by "@1@" but was not the same version as "@2@". Check your installation.**

[Description]

An error occurred.

[System Processing]

Processing will be aborted.

[Action]

To investigate the cause of the occurrence from the message, and remove cause.

## 2.52.22 15535

---

**input file location must be an absolute path**

[Description]

An error occurred.

[System Processing]

Processing will be aborted.

[Action]

To investigate the cause of the occurrence from the message, and remove cause.

## 2.52.23 15536

---

**could not find suitable encoding for locale "@1@"**

[Description]

An error occurred.

[System Processing]

Processing will be aborted.

[Action]

To investigate the cause of the occurrence from the message, and remove cause.

## 2.52.24 15537

---

### locale "@1@" requires unsupported encoding "@2@"

[Description]

An error occurred.

[System Processing]

Processing will be aborted.

[Action]

To investigate the cause of the occurrence from the message, and remove cause.

## 2.52.25 15538

---

### could not find suitable text search configuration for locale "@1@"

[Description]

An error occurred.

[System Processing]

Processing will be aborted.

[Action]

To investigate the cause of the occurrence from the message, and remove cause.

## 2.52.26 15539

---

### suitable text search configuration for locale "@1@" is unknown

[Description]

The application or command terminated normally, but a warning was output.

[System Processing]

Processing will continue.

[Action]

Check the message text and confirm that the issue does not affect the expected outcome.

## 2.52.27 15540

---

### specified text search configuration "@1@" might not match locale "@2@"

[Description]

The application or command terminated normally, but a warning was output.

[System Processing]

Processing will continue.

[Action]

Check the message text and confirm that the issue does not affect the expected outcome.

## 2.52.28 15541

---

### The default text search configuration will be set to "@1@".

[Description]

Terminated normally.

[System Processing]

Continues processing.

[Action]

No action required.

## 2.52.29 15542

---

### directory "@1@" exists but is not empty

[Description]

An error occurred.

[System Processing]

Processing will be aborted.

[Action]

To investigate the cause of the occurrence from the message, and remove cause.

## 2.52.30 15543

---

### could not access directory "@1@": @2@

[Description]

An error occurred.

[System Processing]

Processing will be aborted.

[Action]

To investigate the cause of the occurrence from the message, and remove cause.

## 2.52.31 15544

---

### WAL directory location must be an absolute path

[Description]

An error occurred.

[System Processing]

Processing will be aborted.

[Action]

To investigate the cause of the occurrence from the message, and remove cause.

## 2.52.32 15545

---

### could not create symbolic link "@1@": @2@

[Description]

An error occurred.

[System Processing]

Processing will be aborted.

[Action]

To investigate the cause of the occurrence from the message, and remove cause.

## 2.52.33 15546

---

### symlinks are not supported on this platform

[Description]

An error occurred.

[System Processing]

Processing will be aborted.

[Action]

To investigate the cause of the occurrence from the message, and remove cause.

## 2.52.34 15547

---

### could not read from ready pipe: @1@

[Description]

An error occurred.

[System Processing]

Processing will be aborted.

[Action]

To investigate the cause of the occurrence from the message, and remove cause.

## 2.52.35 15548

---

### could not parse write-ahead log location "@1@"

[Description]

An error occurred.

[System Processing]

Processing will be aborted.

[Action]

To investigate the cause of the occurrence from the message, and remove cause.

## 2.52.36 15549

---

---

**could not create pipe for background process: @1@****[Description]**

An error occurred.

**[System Processing]**

Processing will be aborted.

**[Action]**

To investigate the cause of the occurrence from the message, and remove cause.

---

**2.52.37 15550**

---

**could not create background process: @1@****[Description]**

An error occurred.

**[System Processing]**

Processing will be aborted.

**[Action]**

To investigate the cause of the occurrence from the message, and remove cause.

---

**2.52.38 15551**

---

**could not create background thread: @1@****[Description]**

An error occurred.

**[System Processing]**

Processing will be aborted.

**[Action]**

To investigate the cause of the occurrence from the message, and remove cause.

---

**2.52.39 15552**

---

**could not create directory "@1@": @2@****[Description]**

An error occurred.

**[System Processing]**

Processing will be aborted.

**[Action]**

To investigate the cause of the occurrence from the message, and remove cause.

---

**2.52.40 15553**

---

**directory "@1@" exists but is not empty**



[Description]

An error occurred.

[System Processing]

Processing will be aborted.

[Action]

To investigate the cause of the occurrence from the message, and remove cause.

## 2.52.41 15554

---

### could not access directory "@1@": @2@

[Description]

An error occurred.

[System Processing]

Processing will be aborted.

[Action]

To investigate the cause of the occurrence from the message, and remove cause.

## 2.52.42 15555

---

### @1@s/@2@ kB (100@3@), @4@/@5@ tablespace @6@s

[Description]

Terminated normally.

[System Processing]

Continues processing.

[Action]

No action required.

## 2.52.43 15556

---

### @1@s/@2@ kB (@3@@4@), @5@/@6@ tablespace (@7@%-\*. \*s)

[Description]

Terminated normally.

[System Processing]

Continues processing.

[Action]

No action required.

## 2.52.44 15560

---

### @1@s/@2@ kB (@3@@4@), @5@/@6@ tablespace

[Description]

Terminated normally.

[System Processing]

Continues processing.

[Action]

No action required.

## 2.52.45 15561

---

**could not set compression level @1@: @2@**

[Description]

An error occurred.

[System Processing]

Processing will be aborted.

[Action]

To investigate the cause of the occurrence from the message, and remove cause.

## 2.52.46 15562

---

**could not create compressed file "@1@": @2@**

[Description]

An error occurred.

[System Processing]

Processing will be aborted.

[Action]

To investigate the cause of the occurrence from the message, and remove cause.

## 2.52.47 15563

---

**could not create file "@1@": @2@**

[Description]

An error occurred.

[System Processing]

Processing will be aborted.

[Action]

To investigate the cause of the occurrence from the message, and remove cause.

## 2.52.48 15564

---

**could not get COPY data stream: @1@**

[Description]

An error occurred.

[System Processing]

Processing will be aborted.

[Action]

To investigate the cause of the occurrence from the message, and remove cause.

## 2.52.49 15565

---

### could not write to compressed file "@1@": @2@

[Description]

An error occurred.

[System Processing]

Processing will be aborted.

[Action]

To investigate the cause of the occurrence from the message, and remove cause.

## 2.52.50 15566

---

### could not write to file "@1@": @2@

[Description]

An error occurred.

[System Processing]

Processing will be aborted.

[Action]

To investigate the cause of the occurrence from the message, and remove cause.

## 2.52.51 15567

---

### could not close compressed file "@1@": @2@

[Description]

An error occurred.

[System Processing]

Processing will be aborted.

[Action]

To investigate the cause of the occurrence from the message, and remove cause.

## 2.52.52 15568

---

### could not close file "@1@": @2@

[Description]

An error occurred.

[System Processing]

Processing will be aborted.

[Action]

To investigate the cause of the occurrence from the message, and remove cause.

## 2.52.53 15569

---

**could not read COPY data: @1@**

[Description]

An error occurred.

[System Processing]

Processing will be aborted.

[Action]

To investigate the cause of the occurrence from the message, and remove cause.

## 2.52.54 15570

---

**invalid tar block header size: @1@**

[Description]

An error occurred.

[System Processing]

Processing will be aborted.

[Action]

To investigate the cause of the occurrence from the message, and remove cause.

## 2.52.55 15573

---

**could not set permissions on directory "@1@": @2@**

[Description]

An error occurred.

[System Processing]

Processing will be aborted.

[Action]

To investigate the cause of the occurrence from the message, and remove cause.

## 2.52.56 15574

---

**could not create symbolic link from "@1@" to "@2@": @3@**

[Description]

An error occurred.

[System Processing]

Processing will be aborted.

[Action]

To investigate the cause of the occurrence from the message, and remove cause.

## 2.52.57 15575

---

---

### unrecognized link indicator "@1@"

[Description]

An error occurred.

[System Processing]

Processing will be aborted.

[Action]

To investigate the cause of the occurrence from the message, and remove cause.

---

## 2.52.58 15576

---

### could not set permissions on file "@1@": @2@

[Description]

An error occurred.

[System Processing]

Processing will be aborted.

[Action]

To investigate the cause of the occurrence from the message, and remove cause.

---

## 2.52.59 15577

---

### COPY stream ended before last file was finished

[Description]

An error occurred.

[System Processing]

Processing will be aborted.

[Action]

To investigate the cause of the occurrence from the message, and remove cause.

---

## 2.52.60 15578

---

### could not send replication command "@1@": @2@

[Description]

An error occurred.

[System Processing]

Processing will be aborted.

[Action]

To investigate the cause of the occurrence from the message, and remove cause.

---

## 2.52.61 15579

---

### could not identify system: got @1@ rows and @2@ fields, expected @3@ rows and @4@ or more fields

[Description]

An error occurred.

[System Processing]

Processing will be aborted.

[Action]

To investigate the cause of the occurrence from the message, and remove cause.

## 2.52.62 15580

---

### could not initiate base backup: @1@

[Description]

An error occurred.

[System Processing]

Processing will be aborted.

[Action]

To investigate the cause of the occurrence from the message, and remove cause.

## 2.52.63 15581

---

### no data returned from server

[Description]

An error occurred.

[System Processing]

Processing will be aborted.

[Action]

To investigate the cause of the occurrence from the message, and remove cause.

## 2.52.64 15582

---

### could not get backup header: @1@

[Description]

An error occurred.

[System Processing]

Processing will be aborted.

[Action]

To investigate the cause of the occurrence from the message, and remove cause.

## 2.52.65 15584

---

### can only write single tablespace to stdout, database has @1@

[Description]

An error occurred.

[System Processing]

Processing will be aborted.

[Action]

To investigate the cause of the occurrence from the message, and remove cause.

---

## 2.52.66 15585

---

**starting background WAL receiver**

[Description]

An error occurred.

[System Processing]

Processing will be aborted.

[Action]

To investigate the cause of the occurrence from the message, and remove cause.

---

## 2.52.67 15586

---

**could not get write-ahead log end position from server: @1@**

[Description]

An error occurred.

[System Processing]

Processing will be aborted.

[Action]

To investigate the cause of the occurrence from the message, and remove cause.

---

## 2.52.68 15587

---

**no write-ahead log end position returned from server**

[Description]

An error occurred.

[System Processing]

Processing will be aborted.

[Action]

To investigate the cause of the occurrence from the message, and remove cause.

---

## 2.52.69 15588

---

**final receive failed: @1@**

[Description]

An error occurred.

[System Processing]

Processing will be aborted.

[Action]

To investigate the cause of the occurrence from the message, and remove cause.

## 2.52.70 15589

---

### could not send command to background pipe: @1@

[Description]

An error occurred.

[System Processing]

Processing will be aborted.

[Action]

To investigate the cause of the occurrence from the message, and remove cause.

## 2.52.71 15590

---

### could not wait for child process: @1@

[Description]

An error occurred.

[System Processing]

Processing will be aborted.

[Action]

To investigate the cause of the occurrence from the message, and remove cause.

## 2.52.72 15591

---

### child @1@ died, expected @2@

[Description]

An error occurred.

[System Processing]

Processing will be aborted.

[Action]

To investigate the cause of the occurrence from the message, and remove cause.

## 2.52.73 15594

---

### could not wait for child thread: @1@

[Description]

An error occurred.

[System Processing]

Processing will be aborted.

[Action]

To investigate the cause of the occurrence from the message, and remove cause.



## 2.52.74 15595

---

### could not get child thread exit status: @1@

[Description]

An error occurred.

[System Processing]

Processing will be aborted.

[Action]

To investigate the cause of the occurrence from the message, and remove cause.

## 2.52.75 15596

---

### child thread exited with error @1@

[Description]

An error occurred.

[System Processing]

Processing will be aborted.

[Action]

To investigate the cause of the occurrence from the message, and remove cause.

## 2.52.76 15597

---

### invalid output format "@1@", must be "plain" or "tar"

[Description]

An error occurred.

[System Processing]

Processing will be aborted.

[Action]

To investigate the cause of the occurrence from the message, and remove cause.

## 2.52.77 15599

---

### invalid compression level "@1@"

[Description]

An error occurred.

[System Processing]

Processing will be aborted.

[Action]

To investigate the cause of the occurrence from the message, and remove cause.

## 2.53 Message Numbers Beginning with 15600

---

### 2.53.1 15600

---

#### invalid checkpoint argument "@1@", must be "fast" or "spread"

[Description]

An error occurred.

[System Processing]

Processing will be aborted.

[Action]

To investigate the cause of the occurrence from the message, and remove cause.

### 2.53.2 15601

---

#### invalid status interval "@1@"

[Description]

An error occurred.

[System Processing]

Processing will be aborted.

[Action]

To investigate the cause of the occurrence from the message, and remove cause.

### 2.53.3 15602

---

#### too many command-line arguments (first is "@1@")

[Description]

An error occurred.

[System Processing]

Processing will be aborted.

[Action]

To investigate the cause of the occurrence from the message, and remove cause.

### 2.53.4 15603

---

#### no target directory specified

[Description]

An error occurred.

[System Processing]

Processing will be aborted.

[Action]

To investigate the cause of the occurrence from the message, and remove cause.

## 2.53.5 15604

---

### only tar mode backups can be compressed

[Description]

An error occurred.

[System Processing]

Processing will be aborted.

[Action]

To investigate the cause of the occurrence from the message, and remove cause.

## 2.53.6 15606

---

### this build does not support compression

[Description]

An error occurred.

[System Processing]

Processing will be aborted.

[Action]

To investigate the cause of the occurrence from the message, and remove cause.

## 2.53.7 15607

---

### finished segment at @1 @/@2@ (timeline @3@)

[Description]

An error occurred.

[System Processing]

Processing will be aborted.

[Action]

To investigate the cause of the occurrence from the message, and remove cause.

## 2.53.8 15608

---

### received interrupt signal, exiting

[Description]

An error occurred.

[System Processing]

Processing will be aborted.

[Action]

To investigate the cause of the occurrence from the message, and remove cause.

## 2.53.9 15609

---

---

### could not open directory "@1@": @2@

[Description]

An error occurred.

[System Processing]

Processing will be aborted.

[Action]

To investigate the cause of the occurrence from the message, and remove cause.

---

## 2.53.10 15611

---

### could not stat file "@1@": @2@

[Description]

An error occurred.

[System Processing]

Processing will be aborted.

[Action]

To investigate the cause of the occurrence from the message, and remove cause.

---

## 2.53.11 15612

---

### segment file "@1@" has incorrect size @2@, skipping

[Description]

An error occurred.

[System Processing]

Processing will be aborted.

[Action]

To investigate the cause of the occurrence from the message, and remove cause.

---

## 2.53.12 15613

---

### starting log streaming at @1@/@2@ (timeline @3@)

[Description]

An error occurred.

[System Processing]

Processing will be aborted.

[Action]

To investigate the cause of the occurrence from the message, and remove cause.

---

## 2.53.13 15614

---

### invalid port number "@1@"

[Description]

An error occurred.

[System Processing]

Processing will be aborted.

[Action]

To investigate the cause of the occurrence from the message, and remove cause.

## 2.53.14 15615

---

### disconnected

[Description]

An error occurred.

[System Processing]

Processing will be aborted.

[Action]

To investigate the cause of the occurrence from the message, and remove cause.

## 2.53.15 15616

---

### disconnected; waiting @1@ seconds to try again

[Description]

An error occurred.

[System Processing]

Processing will be aborted.

[Action]

To investigate the cause of the occurrence from the message, and remove cause.

## 2.53.16 15617

---

### could not open existing write-ahead log file "@1@": @2@

[Description]

An error occurred.

[System Processing]

Processing will be aborted.

[Action]

To investigate the cause of the occurrence from the message, and remove cause.

## 2.53.17 15619

---

### write-ahead log file "@1@" has @2@ byte, should be 0 or @3@

[Description]

An error occurred.

[System Processing]

Processing will be aborted.

[Action]

To investigate the cause of the occurrence from the message, and remove cause.

## 2.53.18 15622

---

**could not determine seek position in file "@1@": @2@**

[Description]

An error occurred.

[System Processing]

Processing will be aborted.

[Action]

To investigate the cause of the occurrence from the message, and remove cause.

## 2.53.19 15623

---

**could not fsync file "@1@": @2@**

[Description]

An error occurred.

[System Processing]

Processing will be aborted.

[Action]

To investigate the cause of the occurrence from the message, and remove cause.

## 2.53.20 15625

---

**not renaming "@1@@2@", segment is not complete**

[Description]

An error occurred.

[System Processing]

Processing will be aborted.

[Action]

To investigate the cause of the occurrence from the message, and remove cause.

## 2.53.21 15626

---

**system identifier does not match between base backup and streaming connection**

[Description]

An error occurred.

[System Processing]

Processing will be aborted.

[Action]

To investigate the cause of the occurrence from the message, and remove cause.

## 2.53.22 15628

---

### could not send feedback packet: @1@

[Description]

An error occurred.

[System Processing]

Processing will be aborted.

[Action]

To investigate the cause of the occurrence from the message, and remove cause.

## 2.53.23 15629

---

### select() failed: @1@

[Description]

An error occurred.

[System Processing]

Processing will be aborted.

[Action]

To investigate the cause of the occurrence from the message, and remove cause.

## 2.53.24 15630

---

### could not receive data from WAL stream: @1@

[Description]

An error occurred.

[System Processing]

Processing will be aborted.

[Action]

To investigate the cause of the occurrence from the message, and remove cause.

## 2.53.25 15632

---

### unrecognized streaming header: "@1@"

[Description]

An error occurred.

[System Processing]

Processing will be aborted.

[Action]

To investigate the cause of the occurrence from the message, and remove cause.

## 2.53.26 15633

---

### streaming header too small: @1@

[Description]

An error occurred.

[System Processing]

Processing will be aborted.

[Action]

To investigate the cause of the occurrence from the message, and remove cause.

## 2.53.27 15634

---

### received write-ahead log record for offset @1@ with no file open

[Description]

An error occurred.

[System Processing]

Processing will be aborted.

[Action]

To investigate the cause of the occurrence from the message, and remove cause.

## 2.53.28 15635

---

### got WAL data offset @1@, expected @2@

[Description]

An error occurred.

[System Processing]

Processing will be aborted.

[Action]

To investigate the cause of the occurrence from the message, and remove cause.

## 2.53.29 15636

---

### could not write @1@ bytes to WAL file "@2@": @3@

[Description]

An error occurred.

[System Processing]

Processing will be aborted.

[Action]

To investigate the cause of the occurrence from the message, and remove cause.

## 2.53.30 15637

---



---

### unexpected termination of replication stream: @1@

[Description]

An error occurred.

[System Processing]

Processing will be aborted.

[Action]

To investigate the cause of the occurrence from the message, and remove cause.

---

## 2.53.31 15638

---

### replication stream was terminated before stop point

[Description]

An error occurred.

[System Processing]

Processing will be aborted.

[Action]

To investigate the cause of the occurrence from the message, and remove cause.

---

## 2.53.32 15640

---

### could not connect to server

[Description]

An error occurred.

[System Processing]

Processing will be aborted.

[Action]

To investigate the cause of the occurrence from the message, and remove cause.

---

## 2.53.33 15642

---

### could not determine server setting for integer\_datetimes

[Description]

An error occurred.

[System Processing]

Processing will be aborted.

[Action]

To investigate the cause of the occurrence from the message, and remove cause.

---

## 2.53.34 15643

---

### integer\_datetimes compile flag does not match server

[Description]

An error occurred.

[System Processing]

Processing will be aborted.

[Action]

To investigate the cause of the occurrence from the message, and remove cause.

## 2.53.35 15645

---

### @1@: could not find own program executable

[Description]

An error occurred.

[System Processing]

Processing will be aborted.

[Action]

To investigate the cause of the occurrence from the message, and remove cause.

## 2.53.36 15646

---

### @1@: invalid argument: @2@

[Description]

An error occurred.

[System Processing]

Processing will be aborted.

[Action]

To investigate the cause of the occurrence from the message, and remove cause.

## 2.53.37 15647

---

### no data directory specified

[Description]

An error occurred.

[System Processing]

Processing will be aborted.

[Action]

To investigate the cause of the occurrence from the message, and remove cause.

## 2.53.38 15648

---

### could not open file "@1@" for reading: @2@

[Description]

An error occurred.

[System Processing]

Processing will be aborted.

[Action]

To investigate the cause of the occurrence from the message, and remove cause.

---

## 2.53.39 15649

---

**could not read file "@1@": @2@**

[Description]

An error occurred.

[System Processing]

Processing will be aborted.

[Action]

To investigate the cause of the occurrence from the message, and remove cause.

---

## 2.53.40 15652

---

**child process exited with unrecognized status @1@**

[Description]

An error occurred.

[System Processing]

Processing will be aborted.

[Action]

To investigate the cause of the occurrence from the message, and remove cause.

---

## 2.53.41 15653

---

**@1@: could not open PID file "@2@": @3@**

[Description]

An error occurred.

[System Processing]

Processing will be aborted.

[Action]

To investigate the cause of the occurrence from the message, and remove cause.

---

## 2.53.42 15654

---

**@1@: invalid data in PID file "@2@"**

[Description]

An error occurred.

[System Processing]

Processing will be aborted.

[Action]

To investigate the cause of the occurrence from the message, and remove cause.

## 2.53.43 15658

---

**@1@: cannot set core file size limit; disallowed by hard limit**

[Description]

An error occurred.

[System Processing]

Processing will be aborted.

[Action]

To investigate the cause of the occurrence from the message, and remove cause.

## 2.53.44 15659

---

**@1@: could not read file "@2@"**

[Description]

An error occurred.

[System Processing]

Processing will be aborted.

[Action]

To investigate the cause of the occurrence from the message, and remove cause.

## 2.53.45 15660

---

**@1@: option file "@2@" must have exactly one line**

[Description]

An error occurred.

[System Processing]

Processing will be aborted.

[Action]

To investigate the cause of the occurrence from the message, and remove cause.

## 2.53.46 15661

---

**The program "@1@" is needed by @2@ but was not found in the same directory as "@3@". Check your installation.**

[Description]

An error occurred.

[System Processing]

Processing will be aborted.

[Action]

To investigate the cause of the occurrence from the message, and remove cause.

## 2.53.47 15662

---

**The program "@1@" was found by "@2@"but was not the same version as @3@.Check your installation.**

[Description]

An error occurred.

[System Processing]

Processing will be aborted.

[Action]

To investigate the cause of the occurrence from the message, and remove cause.

## 2.53.48 15663

---

**@1@: database system initialization failed**

[Description]

An error occurred.

[System Processing]

Processing will be aborted.

[Action]

To investigate the cause of the occurrence from the message, and remove cause.

## 2.53.49 15664

---

**@1@: another server might be running; trying to start server anyway**

[Description]

An error occurred.

[System Processing]

Processing will be aborted.

[Action]

To investigate the cause of the occurrence from the message, and remove cause.

## 2.53.50 15666

---

**@1@: could not start serverExamine the log output.**

[Description]

An error occurred.

[System Processing]

Processing will be aborted.

[Action]

To investigate the cause of the occurrence from the message, and remove cause.

## 2.53.51 15668

---

**@1@: PID file "@2@" does not exist**

[Description]

An error occurred.

[System Processing]

Processing will be aborted.

[Action]

To investigate the cause of the occurrence from the message, and remove cause.

## 2.53.52 15669

---

**Is server running?**

[Description]

An error occurred.

[System Processing]

Processing will be aborted.

[Action]

To investigate the cause of the occurrence from the message, and remove cause.

## 2.53.53 15670

---

**@1@: cannot stop server; single-user server is running (PID: @2@)**

[Description]

An error occurred.

[System Processing]

Processing will be aborted.

[Action]

To investigate the cause of the occurrence from the message, and remove cause.

## 2.53.54 15671

---

**@1@: could not send stop signal (PID: @2@): @3@**

[Description]

An error occurred.

[System Processing]

Processing will be aborted.

[Action]

To investigate the cause of the occurrence from the message, and remove cause.

## 2.53.55 15673

---

---

**@1@: server does not shut down**

[Description]

An error occurred.

[System Processing]

Processing will be aborted.

[Action]

To investigate the cause of the occurrence from the message, and remove cause.

---

**2.53.56 15674**

---

**@1@: cannot restart server; single-user server is running (PID: @2@)**

[Description]

An error occurred.

[System Processing]

Processing will be aborted.

[Action]

To investigate the cause of the occurrence from the message, and remove cause.

---

**2.53.57 15675**

---

**@1@: old server process (PID: @2@) seems to be gone**

[Description]

An error occurred.

[System Processing]

Processing will be aborted.

[Action]

To investigate the cause of the occurrence from the message, and remove cause.

---

**2.53.58 15676**

---

**@1@: cannot reload server; single-user server is running (PID: @2@)**

[Description]

An error occurred.

[System Processing]

Processing will be aborted.

[Action]

To investigate the cause of the occurrence from the message, and remove cause.

---

**2.53.59 15677**

---

**@1@: could not send reload signal (PID: @2@): @3@**

[Description]

An error occurred.

[System Processing]

Processing will be aborted.

[Action]

To investigate the cause of the occurrence from the message, and remove cause.

## 2.53.60 15678

---

**@1@: cannot promote server; single-user server is running (PID: @2@)**

[Description]

An error occurred.

[System Processing]

Processing will be aborted.

[Action]

To investigate the cause of the occurrence from the message, and remove cause.

## 2.53.61 15679

---

**@1@: cannot promote server; server is not in standby mode**

[Description]

An error occurred.

[System Processing]

Processing will be aborted.

[Action]

To investigate the cause of the occurrence from the message, and remove cause.

## 2.53.62 15680

---

**@1@: could not create promote signal file "@2@": @3@**

[Description]

An error occurred.

[System Processing]

Processing will be aborted.

[Action]

To investigate the cause of the occurrence from the message, and remove cause.

## 2.53.63 15681

---

**@1@: could not write promote signal file "@2@": @3@**

[Description]

An error occurred.



[System Processing]

Processing will be aborted.

[Action]

To investigate the cause of the occurrence from the message, and remove cause.

## 2.53.64 15682

---

**@1@: could not send promote signal (PID: @2@): @3@**

[Description]

An error occurred.

[System Processing]

Processing will be aborted.

[Action]

To investigate the cause of the occurrence from the message, and remove cause.

## 2.53.65 15683

---

**@1@: could not send signal @2@ (PID: @3@): @4@**

[Description]

An error occurred.

[System Processing]

Processing will be aborted.

[Action]

To investigate the cause of the occurrence from the message, and remove cause.

## 2.53.66 15684

---

**@1@: could not find own program executable**

[Description]

An error occurred.

[System Processing]

Processing will be aborted.

[Action]

To investigate the cause of the occurrence from the message, and remove cause.

## 2.53.67 15685

---

**@1@: could not find postgres program executable**

[Description]

An error occurred.

[System Processing]

Processing will be aborted.

[Action]

To investigate the cause of the occurrence from the message, and remove cause.

## 2.53.68 15686

---

### @1@: could not open service manager

[Description]

An error occurred.

[System Processing]

Processing will be aborted.

[Action]

To investigate the cause of the occurrence from the message, and remove cause.

## 2.53.69 15687

---

### @1@: service "@2@" already registered

[Description]

An error occurred.

[System Processing]

Processing will be aborted.

[Action]

To investigate the cause of the occurrence from the message, and remove cause.

## 2.53.70 15688

---

### @1@: could not register service "@2@" : error code @3@

[Description]

An error occurred.

[System Processing]

Processing will be aborted.

[Action]

To investigate the cause of the occurrence from the message, and remove cause.

## 2.53.71 15689

---

### @1@: service "@2@" not registered

[Description]

An error occurred.

[System Processing]

Processing will be aborted.

[Action]

To investigate the cause of the occurrence from the message, and remove cause.

## 2.53.72 15690

---

**@1@: could not open service "@2@": error code @3@**

[Description]

An error occurred.

[System Processing]

Processing will be aborted.

[Action]

To investigate the cause of the occurrence from the message, and remove cause.

## 2.53.73 15691

---

**@1@: could not unregister service "@2@": error code @3@**

[Description]

An error occurred.

[System Processing]

Processing will be aborted.

[Action]

To investigate the cause of the occurrence from the message, and remove cause.

## 2.53.74 15692

---

**Timed out waiting for server startup**

[Description]

An error occurred.

[System Processing]

Processing will be aborted.

[Action]

To investigate the cause of the occurrence from the message, and remove cause.

## 2.53.75 15693

---

**@1@: could not start service "@2@": error code @3@**

[Description]

An error occurred.

[System Processing]

Processing will be aborted.

[Action]

To investigate the cause of the occurrence from the message, and remove cause.

## 2.53.76 15695

---

---

**@1@: could not open process token: error code @2@**

[Description]

An error occurred.

[System Processing]

Processing will be aborted.

[Action]

To investigate the cause of the occurrence from the message, and remove cause.

---

## 2.53.77 15696

---

**@1@: could not allocate SIDs: error code @2@**

[Description]

An error occurred.

[System Processing]

Processing will be aborted.

[Action]

To investigate the cause of the occurrence from the message, and remove cause.

---

## 2.53.78 15697

---

**@1@: could not create restricted token: error code @2@**

[Description]

An error occurred.

[System Processing]

Processing will be aborted.

[Action]

To investigate the cause of the occurrence from the message, and remove cause.

---

## 2.53.79 15699

---

**@1@: unrecognized shutdown mode "@2@"**

[Description]

An error occurred.

[System Processing]

Processing will be aborted.

[Action]

To investigate the cause of the occurrence from the message, and remove cause.

## 2.54 Message Numbers Beginning with 15700

---

### 2.54.1 15700

---

**@1@: unrecognized signal name "@2@"**

[Description]

An error occurred.

[System Processing]

Processing will be aborted.

[Action]

To investigate the cause of the occurrence from the message, and remove cause.

### 2.54.2 15701

---

**@1@: unrecognized start type "@2@"**

[Description]

An error occurred.

[System Processing]

Processing will be aborted.

[Action]

To investigate the cause of the occurrence from the message, and remove cause.

### 2.54.3 15702

---

**@1@: could not determine the data directory using command "@2@"**

[Description]

An error occurred.

[System Processing]

Processing will be aborted.

[Action]

To investigate the cause of the occurrence from the message, and remove cause.

### 2.54.4 15703

---

**@1@: -S option not supported on this platform**

[Description]

An error occurred.

[System Processing]

Processing will be aborted.

[Action]

To investigate the cause of the occurrence from the message, and remove cause.

## 2.54.5 15704

---

**@1@: too many command-line arguments (first is "@2@")**

[Description]

An error occurred.

[System Processing]

Processing will be aborted.

[Action]

To investigate the cause of the occurrence from the message, and remove cause.

## 2.54.6 15705

---

**@1@: missing arguments for kill mode**

[Description]

An error occurred.

[System Processing]

Processing will be aborted.

[Action]

To investigate the cause of the occurrence from the message, and remove cause.

## 2.54.7 15706

---

**@1@: unrecognized operation mode "@2@"**

[Description]

An error occurred.

[System Processing]

Processing will be aborted.

[Action]

To investigate the cause of the occurrence from the message, and remove cause.

## 2.54.8 15707

---

**@1@: no operation specified**

[Description]

An error occurred.

[System Processing]

Processing will be aborted.

[Action]

To investigate the cause of the occurrence from the message, and remove cause.

## 2.54.9 15708

---

---

**child process exited with unrecognized status @1@****[Description]**

An error occurred.

**[System Processing]**

Processing will be aborted.

**[Action]**

To investigate the cause of the occurrence from the message, and remove cause.

---

**2.54.10 15709**

---

**failed sanity check, parent OID @1@ of table "@2@" (OID @3@) not found****[Description]**

An error occurred.

**[System Processing]**

Processing will be aborted.

**[Action]**

To investigate the cause of the occurrence from the message, and remove cause.

---

**2.54.11 15710**

---

**could not parse numeric array "@1@": too many numbers****[Description]**

An error occurred.

**[System Processing]**

Processing will be aborted.

**[Action]**

To investigate the cause of the occurrence from the message, and remove cause.

---

**2.54.12 15711**

---

**could not parse numeric array "@1@": invalid character in number****[Description]**

An error occurred.

**[System Processing]**

Processing will be aborted.

**[Action]**

To investigate the cause of the occurrence from the message, and remove cause.

---

**2.54.13 15712**

---

**invalid compression code: @1@**

[Description]

An error occurred.

[System Processing]

Processing will be aborted.

[Action]

To investigate the cause of the occurrence from the message, and remove cause.

## 2.54.14 15713

---

**not built with zlib support**

[Description]

An error occurred.

[System Processing]

Processing will be aborted.

[Action]

To investigate the cause of the occurrence from the message, and remove cause.

## 2.54.15 15714

---

**could not initialize compression library: @1@**

[Description]

An error occurred.

[System Processing]

Processing will be aborted.

[Action]

To investigate the cause of the occurrence from the message, and remove cause.

## 2.54.16 15715

---

**could not close compression stream: @1@**

[Description]

An error occurred.

[System Processing]

Processing will be aborted.

[Action]

To investigate the cause of the occurrence from the message, and remove cause.

## 2.54.17 15716

---

**could not compress data: @1@**

[Description]

An error occurred.



[System Processing]

Processing will be aborted.

[Action]

To investigate the cause of the occurrence from the message, and remove cause.

## 2.54.18 15718

---

**could not uncompress data: @1@**

[Description]

An error occurred.

[System Processing]

Processing will be aborted.

[Action]

To investigate the cause of the occurrence from the message, and remove cause.

## 2.54.19 15719

---

**could not close compression library: @1@**

[Description]

An error occurred.

[System Processing]

Processing will be aborted.

[Action]

To investigate the cause of the occurrence from the message, and remove cause.

## 2.54.20 15720

---

**cannot duplicate null pointer (internal error)**

[Description]

An error occurred.

[System Processing]

Processing will be aborted.

[Action]

To investigate the cause of the occurrence from the message, and remove cause.

## 2.54.21 15721

---

**@1@: unrecognized section name: "@2@"**

[Description]

An error occurred.

[System Processing]

Processing will be aborted.

[Action]

To investigate the cause of the occurrence from the message, and remove cause.

## 2.54.22 15722

---

**out of on\_exit\_nicely slots**

[Description]

An error occurred.

[System Processing]

Processing will be aborted.

[Action]

To investigate the cause of the occurrence from the message, and remove cause.

## 2.54.23 15723

---

**could not close output file: @1@**

[Description]

An error occurred.

[System Processing]

Processing will be aborted.

[Action]

To investigate the cause of the occurrence from the message, and remove cause.

## 2.54.24 15725

---

**unexpected section code @1@**

[Description]

An error occurred.

[System Processing]

Processing will be aborted.

[Action]

To investigate the cause of the occurrence from the message, and remove cause.

## 2.54.25 15726

---

**parallel restore is not supported with this archive file format**

[Description]

An error occurred.

[System Processing]

Processing will be aborted.

[Action]

To investigate the cause of the occurrence from the message, and remove cause.

## 2.54.26 15727

---

### parallel restore is not supported with archives made by pre-8.0 pg\_dump

[Description]

An error occurred.

[System Processing]

Processing will be aborted.

[Action]

To investigate the cause of the occurrence from the message, and remove cause.

## 2.54.27 15728

---

### cannot restore from compressed archive (compression not supported in this installation)

[Description]

An error occurred.

[System Processing]

Processing will be aborted.

[Action]

To investigate the cause of the occurrence from the message, and remove cause.

## 2.54.28 15729

---

### connecting to database for restore

[Description]

Terminated normally.

[System Processing]

Continues processing.

[Action]

No action required.

## 2.54.29 15730

---

### direct database connections are not supported in pre-1.3 archives

[Description]

An error occurred.

[System Processing]

Processing will be aborted.

[Action]

To investigate the cause of the occurrence from the message, and remove cause.

## 2.54.30 15731

---

---

**warning from original dump file: @1@****[Description]**

The application or command terminated normally, but a warning was output.

**[System Processing]**

Processing will continue.

**[Action]**

Check the message text and confirm that the issue does not affect the expected outcome.

---

**2.54.31 15732**

---

**internal error -- WriteData cannot be called outside the context of a DataDumper routine****[Description]**

An error occurred.

**[System Processing]**

Processing will be aborted.

**[Action]**

To investigate the cause of the occurrence from the message, and remove cause.

---

**2.54.32 15733**

---

**large-object output not supported in chosen format****[Description]**

An error occurred.

**[System Processing]**

Processing will be aborted.

**[Action]**

To investigate the cause of the occurrence from the message, and remove cause.

---

**2.54.33 15734**

---

**restored @1@ large object****[Description]**

An error occurred.

**[System Processing]**

Processing will be aborted.

**[Action]**

To investigate the cause of the occurrence from the message, and remove cause.

---

**2.54.34 15736**

---

**could not create large object @1@: @2@**

[Description]

Terminated normally.

[System Processing]

Continues processing.

[Action]

No action required.

## 2.54.35 15737

---

### could not open large object @1@: @2@

[Description]

An error occurred.

[System Processing]

Processing will be aborted.

[Action]

To investigate the cause of the occurrence from the message, and remove cause.

## 2.54.36 15738

---

### could not open TOC file "@1@": @2@

[Description]

An error occurred.

[System Processing]

Processing will be aborted.

[Action]

To investigate the cause of the occurrence from the message, and remove cause.

## 2.54.37 15740

---

### could not find entry for ID @1@

[Description]

An error occurred.

[System Processing]

Processing will be aborted.

[Action]

To investigate the cause of the occurrence from the message, and remove cause.

## 2.54.38 15741

---

### could not close TOC file: @1@

[Description]

An error occurred.

[System Processing]

Processing will be aborted.

[Action]

To investigate the cause of the occurrence from the message, and remove cause.

## 2.54.39 15742

---

**could not open output file "@1@": @2@**

[Description]

An error occurred.

[System Processing]

Processing will be aborted.

[Action]

To investigate the cause of the occurrence from the message, and remove cause.

## 2.54.40 15743

---

**could not open output file: @1@**

[Description]

An error occurred.

[System Processing]

Processing will be aborted.

[Action]

To investigate the cause of the occurrence from the message, and remove cause.

## 2.54.41 15744

---

**wrote @1@ byte of large object data (result = @2@)**

[Description]

Terminated normally.

[System Processing]

Continues processing.

[Action]

No action required.

## 2.54.42 15746

---

**could not write to large object (result: @1@, expected: @2@)**

[Description]

An error occurred.

[System Processing]

Processing will be aborted.

[Action]

To investigate the cause of the occurrence from the message, and remove cause.

## 2.54.43 15748

---

**while INITIALIZING:**

[Description]

An error occurred.

[System Processing]

Processing will be aborted.

[Action]

To investigate the cause of the occurrence from the message, and remove cause.

## 2.54.44 15749

---

**while PROCESSING TOC:**

[Description]

An error occurred.

[System Processing]

Processing will be aborted.

[Action]

To investigate the cause of the occurrence from the message, and remove cause.

## 2.54.45 15750

---

**while FINALIZING:**

[Description]

An error occurred.

[System Processing]

Processing will be aborted.

[Action]

To investigate the cause of the occurrence from the message, and remove cause.

## 2.54.46 15751

---

**from TOC entry @1@; @2@ @3@ @4@ @5@ @6@**

[Description]

An error occurred.

[System Processing]

Processing will be aborted.

[Action]

To investigate the cause of the occurrence from the message, and remove cause.

## 2.54.47 15752

---

### **bad dumpld**

[Description]

An error occurred.

[System Processing]

Processing will be aborted.

[Action]

To investigate the cause of the occurrence from the message, and remove cause.

## 2.54.48 15753

---

### **bad table dumpld for TABLE DATA item**

[Description]

An error occurred.

[System Processing]

Processing will be aborted.

[Action]

To investigate the cause of the occurrence from the message, and remove cause.

## 2.54.49 15754

---

### **unexpected data offset flag @1@**

[Description]

An error occurred.

[System Processing]

Processing will be aborted.

[Action]

To investigate the cause of the occurrence from the message, and remove cause.

## 2.54.50 15755

---

### **file offset in dump file is too large**

[Description]

An error occurred.

[System Processing]

Processing will be aborted.

[Action]

To investigate the cause of the occurrence from the message, and remove cause.

## 2.54.51 15757

---



---

**directory name too long: "@1@"****[Description]**

An error occurred.

**[System Processing]**

Processing will be aborted.

**[Action]**

To investigate the cause of the occurrence from the message, and remove cause.

---

**2.54.52 15758**

---

**directory "@1@" does not appear to be a valid archive ("toc.dat" does not exist)****[Description]**

An error occurred.

**[System Processing]**

Processing will be aborted.

**[Action]**

To investigate the cause of the occurrence from the message, and remove cause.

---

**2.54.53 15759**

---

**could not open input file "@1@": @2@****[Description]**

An error occurred.

**[System Processing]**

Processing will be aborted.

**[Action]**

To investigate the cause of the occurrence from the message, and remove cause.

---

**2.54.54 15760**

---

**could not open input file: @1@****[Description]**

An error occurred.

**[System Processing]**

Processing will be aborted.

**[Action]**

To investigate the cause of the occurrence from the message, and remove cause.

---

**2.54.55 15761**

---

**could not read input file: @1@**

[Description]

An error occurred.

[System Processing]

Processing will be aborted.

[Action]

To investigate the cause of the occurrence from the message, and remove cause.

## 2.54.56 15762

---

### input file is too short (read @1 @, expected 5)

[Description]

An error occurred.

[System Processing]

Processing will be aborted.

[Action]

To investigate the cause of the occurrence from the message, and remove cause.

## 2.54.57 15763

---

### input file appears to be a text format dump. Please use psql.

[Description]

An error occurred.

[System Processing]

Processing will be aborted.

[Action]

To investigate the cause of the occurrence from the message, and remove cause.

## 2.54.58 15764

---

### input file does not appear to be a valid archive (too short?)

[Description]

An error occurred.

[System Processing]

Processing will be aborted.

[Action]

To investigate the cause of the occurrence from the message, and remove cause.

## 2.54.59 15765

---

### input file does not appear to be a valid archive

[Description]

An error occurred.

[System Processing]

Processing will be aborted.

[Action]

To investigate the cause of the occurrence from the message, and remove cause.

## 2.54.60 15766

---

**could not close input file: @1@**

[Description]

An error occurred.

[System Processing]

Processing will be aborted.

[Action]

To investigate the cause of the occurrence from the message, and remove cause.

## 2.54.61 15767

---

**unrecognized file format "@1@"**

[Description]

An error occurred.

[System Processing]

Processing will be aborted.

[Action]

To investigate the cause of the occurrence from the message, and remove cause.

## 2.54.62 15768

---

**entry ID @1@ out of range -- perhaps a corrupt TOC**

[Description]

An error occurred.

[System Processing]

Processing will be aborted.

[Action]

To investigate the cause of the occurrence from the message, and remove cause.

## 2.54.63 15770

---

**unrecognized encoding "@1@"**

[Description]

An error occurred.

[System Processing]

Processing will be aborted.

[Action]

To investigate the cause of the occurrence from the message, and remove cause.

## 2.54.64 15771

---

### invalid ENCODING item: @1@

[Description]

An error occurred.

[System Processing]

Processing will be aborted.

[Action]

To investigate the cause of the occurrence from the message, and remove cause.

## 2.54.65 15772

---

### invalid STDSTRINGS item: @1@

[Description]

An error occurred.

[System Processing]

Processing will be aborted.

[Action]

To investigate the cause of the occurrence from the message, and remove cause.

## 2.54.66 15773

---

### could not set session user to "@1@": @2@

[Description]

An error occurred.

[System Processing]

Processing will be aborted.

[Action]

To investigate the cause of the occurrence from the message, and remove cause.

## 2.54.67 15775

---

### could not set search\_path to "@1@": @2@

[Description]

An error occurred.

[System Processing]

Processing will be aborted.

[Action]

To investigate the cause of the occurrence from the message, and remove cause.

## 2.54.68 15776

---

### could not set default\_tablespace to @1 @: @2@

[Description]

An error occurred.

[System Processing]

Processing will be aborted.

[Action]

To investigate the cause of the occurrence from the message, and remove cause.

## 2.54.69 15779

---

### did not find magic string in file header

[Description]

An error occurred.

[System Processing]

Processing will be aborted.

[Action]

To investigate the cause of the occurrence from the message, and remove cause.

## 2.54.70 15780

---

### unsupported version (@1 @. @2 @) in file header

[Description]

An error occurred.

[System Processing]

Processing will be aborted.

[Action]

To investigate the cause of the occurrence from the message, and remove cause.

## 2.54.71 15781

---

### sanity check on integer size (@1 @) failed

[Description]

An error occurred.

[System Processing]

Processing will be aborted.

[Action]

To investigate the cause of the occurrence from the message, and remove cause.

## 2.54.72 15783

---

---

**expected format (@1@) differs from format found in file (@2@)**

[Description]

An error occurred.

[System Processing]

Processing will be aborted.

[Action]

To investigate the cause of the occurrence from the message, and remove cause.

---

## 2.54.73 15786

---

**a worker process died unexpectedly**

[Description]

An error occurred.

[System Processing]

Processing will be aborted.

[Action]

To investigate the cause of the occurrence from the message, and remove cause.

---

## 2.54.74 15787

---

**processing missed item @1@ @2@ @3@**

[Description]

An error occurred.

[System Processing]

Processing will be aborted.

[Action]

To investigate the cause of the occurrence from the message, and remove cause.

---

## 2.54.75 15789

---

**could not create worker process: @1@**

[Description]

An error occurred.

[System Processing]

Processing will be aborted.

[Action]

To investigate the cause of the occurrence from the message, and remove cause.

---

## 2.54.76 15793

---

**worker process failed: exit code @1@**

[Description]

An error occurred.

[System Processing]

Processing will be aborted.

[Action]

To investigate the cause of the occurrence from the message, and remove cause.

## 2.54.77 15795

---

### table "@1@" could not be created, will not restore its data

[Description]

An error occurred.

[System Processing]

Processing will be aborted.

[Action]

To investigate the cause of the occurrence from the message, and remove cause.

## 2.54.78 15796

---

### invalid OID for large object

[Description]

An error occurred.

[System Processing]

Processing will be aborted.

[Action]

To investigate the cause of the occurrence from the message, and remove cause.

## 2.54.79 15797

---

### unrecognized data block type (@1@) while searching archive

[Description]

An error occurred.

[System Processing]

Processing will be aborted.

[Action]

To investigate the cause of the occurrence from the message, and remove cause.

## 2.54.80 15798

---

### error during file seek: @1@

[Description]

An error occurred.

[System Processing]

Processing will be aborted.

[Action]

To investigate the cause of the occurrence from the message, and remove cause.

---

## 2.55 Message Numbers Beginning with 15800

---

### 2.55.1 15800

---

**could not find block ID @1@ in archive -- possibly due to out-of-order restore request, which cannot be handled due to non-seekable input file**

[Description]

An error occurred.

[System Processing]

Processing will be aborted.

[Action]

To investigate the cause of the occurrence from the message, and remove cause.

---

### 2.55.2 15801

---

**could not find block ID @1@ in archive -- possibly corrupt archive**

[Description]

An error occurred.

[System Processing]

Processing will be aborted.

[Action]

To investigate the cause of the occurrence from the message, and remove cause.

---

### 2.55.3 15802

---

**found unexpected block ID (@1@) when reading data -- expected @2@**

[Description]

An error occurred.

[System Processing]

Processing will be aborted.

[Action]

To investigate the cause of the occurrence from the message, and remove cause.

---

### 2.55.4 15803

---

**unrecognized data block type @1@ while restoring archive**



[Description]

An error occurred.

[System Processing]

Processing will be aborted.

[Action]

To investigate the cause of the occurrence from the message, and remove cause.

## 2.55.5 15804

---

### could not read from input file: end of file

[Description]

An error occurred.

[System Processing]

Processing will be aborted.

[Action]

To investigate the cause of the occurrence from the message, and remove cause.

## 2.55.6 15805

---

### could not read from input file: @1@

[Description]

An error occurred.

[System Processing]

Processing will be aborted.

[Action]

To investigate the cause of the occurrence from the message, and remove cause.

## 2.55.7 15807

---

### could not close archive file: @1@

[Description]

An error occurred.

[System Processing]

Processing will be aborted.

[Action]

To investigate the cause of the occurrence from the message, and remove cause.

## 2.55.8 15808

---

### can only reopen input archives

[Description]

An error occurred.

[System Processing]

Processing will be aborted.

[Action]

To investigate the cause of the occurrence from the message, and remove cause.

---

## 2.55.9 15809

---

**parallel restore from standard input is not supported**

[Description]

An error occurred.

[System Processing]

Processing will be aborted.

[Action]

To investigate the cause of the occurrence from the message, and remove cause.

---

## 2.55.10 15810

---

**parallel restore from non-seekable file is not supported**

[Description]

An error occurred.

[System Processing]

Processing will be aborted.

[Action]

To investigate the cause of the occurrence from the message, and remove cause.

---

## 2.55.11 15811

---

**could not determine seek position in archive file: @1@**

[Description]

An error occurred.

[System Processing]

Processing will be aborted.

[Action]

To investigate the cause of the occurrence from the message, and remove cause.

---

## 2.55.12 15812

---

**could not set seek position in archive file: @1@**

[Description]

An error occurred.

[System Processing]

Processing will be aborted.

[Action]

To investigate the cause of the occurrence from the message, and remove cause.

## 2.55.13 15814

---

### @1@: could not parse server version "@2@"

[Description]

An error occurred.

[System Processing]

Processing will be aborted.

[Action]

To investigate the cause of the occurrence from the message, and remove cause.

## 2.55.14 15815

---

### could not get server\_version from libpq

[Description]

An error occurred.

[System Processing]

Processing will be aborted.

[Action]

To investigate the cause of the occurrence from the message, and remove cause.

## 2.55.15 15816

---

### aborting because of server version mismatch

[Description]

An error occurred.

[System Processing]

Processing will be aborted.

[Action]

To investigate the cause of the occurrence from the message, and remove cause.

## 2.55.16 15817

---

### could not connect to database

[Description]

An error occurred.

[System Processing]

Processing will be aborted.

[Action]

To investigate the cause of the occurrence from the message, and remove cause.

## 2.55.17 15820

---

### already connected to a database

[Description]

An error occurred.

[System Processing]

Processing will be aborted.

[Action]

To investigate the cause of the occurrence from the message, and remove cause.

## 2.55.18 15821

---

### could not connect to database

[Description]

An error occurred.

[System Processing]

Processing will be aborted.

[Action]

To investigate the cause of the occurrence from the message, and remove cause.

## 2.55.19 15822

---

### connection to database "@1@" failed: @2@

[Description]

An error occurred.

[System Processing]

Processing will be aborted.

[Action]

To investigate the cause of the occurrence from the message, and remove cause.

## 2.55.20 15823

---

### query failed: @1@

[Description]

An error occurred.

[System Processing]

Processing will be aborted.

[Action]

To investigate the cause of the occurrence from the message, and remove cause.

## 2.55.21 15824

---

---

**query was: @1@**

[Description]

An error occurred.

[System Processing]

Processing will be aborted.

[Action]

To investigate the cause of the occurrence from the message, and remove cause.

---

## 2.55.22 15825

---

**@1@: @2@ Command was: @3@**

[Description]

An error occurred.

[System Processing]

Processing will be aborted.

[Action]

To investigate the cause of the occurrence from the message, and remove cause.

---

## 2.55.23 15826

---

**could not execute query**

[Description]

An error occurred.

[System Processing]

Processing will be aborted.

[Action]

To investigate the cause of the occurrence from the message, and remove cause.

---

## 2.55.24 15827

---

**error returned by PQputCopyData: @1@**

[Description]

An error occurred.

[System Processing]

Processing will be aborted.

[Action]

To investigate the cause of the occurrence from the message, and remove cause.

---

## 2.55.25 15828

---

**error returned by PQputCopyEnd: @1@**

[Description]

An error occurred.

[System Processing]

Processing will be aborted.

[Action]

To investigate the cause of the occurrence from the message, and remove cause.

## 2.55.26 15829

---

### **COPY failed for table "@1@": @2@**

[Description]

An error occurred.

[System Processing]

Processing will be aborted.

[Action]

To investigate the cause of the occurrence from the message, and remove cause.

## 2.55.27 15830

---

### **could not start database transaction**

[Description]

An error occurred.

[System Processing]

Processing will be aborted.

[Action]

To investigate the cause of the occurrence from the message, and remove cause.

## 2.55.28 15831

---

### **could not commit database transaction**

[Description]

An error occurred.

[System Processing]

Processing will be aborted.

[Action]

To investigate the cause of the occurrence from the message, and remove cause.

## 2.55.29 15832

---

### **no output directory specified**

[Description]

An error occurred.

[System Processing]

Processing will be aborted.

[Action]

To investigate the cause of the occurrence from the message, and remove cause.

## 2.55.30 15833

---

**could not create directory "@1@": @2@**

[Description]

An error occurred.

[System Processing]

Processing will be aborted.

[Action]

To investigate the cause of the occurrence from the message, and remove cause.

## 2.55.31 15834

---

**could not close data file "@1@": @2@**

[Description]

An error occurred.

[System Processing]

Processing will be aborted.

[Action]

To investigate the cause of the occurrence from the message, and remove cause.

## 2.55.32 15835

---

**could not open large object TOC file "@1@" for input: @2@**

[Description]

An error occurred.

[System Processing]

Processing will be aborted.

[Action]

To investigate the cause of the occurrence from the message, and remove cause.

## 2.55.33 15836

---

**invalid line in large object TOC file "@1@": "@2@"**

[Description]

An error occurred.

[System Processing]

Processing will be aborted.

[Action]

To investigate the cause of the occurrence from the message, and remove cause.

## 2.55.34 15837

---

### error reading large object TOC file "@1@"

[Description]

An error occurred.

[System Processing]

Processing will be aborted.

[Action]

To investigate the cause of the occurrence from the message, and remove cause.

## 2.55.35 15838

---

### could not close large object TOC file "@1@": @2@

[Description]

An error occurred.

[System Processing]

Processing will be aborted.

[Action]

To investigate the cause of the occurrence from the message, and remove cause.

## 2.55.36 15840

---

### could not write to blobs TOC file

[Description]

An error occurred.

[System Processing]

Processing will be aborted.

[Action]

To investigate the cause of the occurrence from the message, and remove cause.

## 2.55.37 15841

---

### file name too long: "@1@"

[Description]

An error occurred.

[System Processing]

Processing will be aborted.

[Action]

To investigate the cause of the occurrence from the message, and remove cause.



## 2.55.38 15842

---

**this format cannot be read**

[Description]

An error occurred.

[System Processing]

Processing will be aborted.

[Action]

To investigate the cause of the occurrence from the message, and remove cause.

## 2.55.39 15843

---

**could not open TOC file "@1@" for output: @2@**

[Description]

An error occurred.

[System Processing]

Processing will be aborted.

[Action]

To investigate the cause of the occurrence from the message, and remove cause.

## 2.55.40 15844

---

**could not open TOC file for output: @1@**

[Description]

An error occurred.

[System Processing]

Processing will be aborted.

[Action]

To investigate the cause of the occurrence from the message, and remove cause.

## 2.55.41 15845

---

**compression is not supported by tar archive format**

[Description]

An error occurred.

[System Processing]

Processing will be aborted.

[Action]

To investigate the cause of the occurrence from the message, and remove cause.

## 2.55.42 15846

---

---

**could not open TOC file "@1@" for input: @2@****[Description]**

An error occurred.

**[System Processing]**

Processing will be aborted.

**[Action]**

To investigate the cause of the occurrence from the message, and remove cause.

---

**2.55.43 15847**

---

**could not open TOC file for input: @1@****[Description]**

An error occurred.

**[System Processing]**

Processing will be aborted.

**[Action]**

To investigate the cause of the occurrence from the message, and remove cause.

---

**2.55.44 15848**

---

**could not find file "@1@" in archive****[Description]**

An error occurred.

**[System Processing]**

Processing will be aborted.

**[Action]**

To investigate the cause of the occurrence from the message, and remove cause.

---

**2.55.45 15849**

---

**could not generate temporary file name: @1@****[Description]**

An error occurred.

**[System Processing]**

Processing will be aborted.

**[Action]**

To investigate the cause of the occurrence from the message, and remove cause.

---

**2.55.46 15850**

---

**could not open temporary file**

[Description]

An error occurred.

[System Processing]

Processing will be aborted.

[Action]

To investigate the cause of the occurrence from the message, and remove cause.

## 2.55.47 15851

---

### could not close tar member

[Description]

An error occurred.

[System Processing]

Processing will be aborted.

[Action]

To investigate the cause of the occurrence from the message, and remove cause.

## 2.55.48 15856

---

### invalid OID for large object (@1@)

[Description]

An error occurred.

[System Processing]

Processing will be aborted.

[Action]

To investigate the cause of the occurrence from the message, and remove cause.

## 2.55.49 15858

---

### could not close temporary file: @1@

[Description]

An error occurred.

[System Processing]

Processing will be aborted.

[Action]

To investigate the cause of the occurrence from the message, and remove cause.

## 2.55.50 15859

---

### actual file length (@1@) does not match expected (@2@)

[Description]

An error occurred.

[System Processing]

Processing will be aborted.

[Action]

To investigate the cause of the occurrence from the message, and remove cause.

## 2.55.51 15861

---

**could not find header for file "@1@" in tar archive**

[Description]

An error occurred.

[System Processing]

Processing will be aborted.

[Action]

To investigate the cause of the occurrence from the message, and remove cause.

## 2.55.52 15863

---

**restoring data out of order is not supported in this archive format: "@1@" is required, but comes before "@2@" in the archive file.**

[Description]

An error occurred.

[System Processing]

Processing will be aborted.

[Action]

To investigate the cause of the occurrence from the message, and remove cause.

## 2.55.53 15864

---

**incomplete tar header found (@1@ byte)**

[Description]

An error occurred.

[System Processing]

Processing will be aborted.

[Action]

To investigate the cause of the occurrence from the message, and remove cause.

## 2.55.54 15867

---

**corrupt tar header found in @1@ (expected @2@, computed @3@) file position @4@**

[Description]

An error occurred.

[System Processing]

Processing will be aborted.

[Action]

To investigate the cause of the occurrence from the message, and remove cause.

## 2.55.55 15868

---

**@1@: too many command-line arguments (first is "@2@")**

[Description]

An error occurred.

[System Processing]

Processing will be aborted.

[Action]

To investigate the cause of the occurrence from the message, and remove cause.

## 2.55.56 15870

---

**no matching schemas were found**

[Description]

An error occurred.

[System Processing]

Processing will be aborted.

[Action]

To investigate the cause of the occurrence from the message, and remove cause.

## 2.55.57 15871

---

**no matching tables were found**

[Description]

An error occurred.

[System Processing]

Processing will be aborted.

[Action]

To investigate the cause of the occurrence from the message, and remove cause.

## 2.55.58 15872

---

**invalid client encoding "@1@" specified**

[Description]

An error occurred.

[System Processing]

Processing will be aborted.

[Action]

To investigate the cause of the occurrence from the message, and remove cause.

## 2.55.59 15873

---

**invalid output format "@1@" specified**

[Description]

An error occurred.

[System Processing]

Processing will be aborted.

[Action]

To investigate the cause of the occurrence from the message, and remove cause.

## 2.55.60 15875

---

**dumping contents of table "@1@.@2@"**

[Description]

An error occurred.

[System Processing]

Processing will be aborted.

[Action]

To investigate the cause of the occurrence from the message, and remove cause.

## 2.55.61 15876

---

**Dumping the contents of table "@1@" failed: PQgetCopyData() failed.**

[Description]

An error occurred.

[System Processing]

Processing will be aborted.

[Action]

To investigate the cause of the occurrence from the message, and remove cause.

## 2.55.62 15877

---

**Dumping the contents of table "@1@" failed: PQgetResult() failed.**

[Description]

An error occurred.

[System Processing]

Processing will be aborted.

[Action]

To investigate the cause of the occurrence from the message, and remove cause.

## 2.55.63 15878

---

### error reading large object @1@: @2@

[Description]

An error occurred.

[System Processing]

Processing will be aborted.

[Action]

To investigate the cause of the occurrence from the message, and remove cause.

## 2.55.64 15879

---

### could not find parent extension for @1@

[Description]

An error occurred.

[System Processing]

Processing will be aborted.

[Action]

To investigate the cause of the occurrence from the message, and remove cause.

## 2.55.65 15881

---

### schema with OID @1@ does not exist

[Description]

An error occurred.

[System Processing]

Processing will be aborted.

[Action]

To investigate the cause of the occurrence from the message, and remove cause.

## 2.55.66 15889

---

### failed sanity check, parent table with OID @1@ of sequence with OID @2@ not found

[Description]

An error occurred.

[System Processing]

Processing will be aborted.

[Action]

To investigate the cause of the occurrence from the message, and remove cause.

## 2.55.67 15890

---

---

**query produced null referenced table name for foreign key trigger "@1@" on table "@2@" (OID of table: @3@)**

[Description]

An error occurred.

[System Processing]

Processing will be aborted.

[Action]

To investigate the cause of the occurrence from the message, and remove cause.

---

## **2.55.68 15891**

---

**invalid column numbering in table "@1@"**

[Description]

An error occurred.

[System Processing]

Processing will be aborted.

[Action]

To investigate the cause of the occurrence from the message, and remove cause.

---

## **2.55.69 15892**

---

**invalid adnum value @1@ for table "@2@"**

[Description]

An error occurred.

[System Processing]

Processing will be aborted.

[Action]

To investigate the cause of the occurrence from the message, and remove cause.

---

## **2.55.70 15893**

---

**expected @1@ check constraint on table "@2@" but found @3@**

[Description]

An error occurred.

[System Processing]

Processing will be aborted.

[Action]

To investigate the cause of the occurrence from the message, and remove cause.

---

## **2.55.71 15895**

---

**(The system catalogs might be corrupted.)**



[Description]

An error occurred.

[System Processing]

Processing will be aborted.

[Action]

To investigate the cause of the occurrence from the message, and remove cause.

## 2.56 Message Numbers Beginning with 15900

---

### 2.56.1 15902

---

#### unrecognized provolatile value for function "@1@"

[Description]

An error occurred.

[System Processing]

Processing will be aborted.

[Action]

To investigate the cause of the occurrence from the message, and remove cause.

### 2.56.2 15907

---

#### could not parse default ACL list (@1@)

[Description]

An error occurred.

[System Processing]

Processing will be aborted.

[Action]

To investigate the cause of the occurrence from the message, and remove cause.

### 2.56.3 15908

---

#### could not parse GRANT ACL list (@1@) or REVOKE ACL list (@2@) for object "@3@" (@4@)

[Description]

An error occurred.

[System Processing]

Processing will be aborted.

[Action]

To investigate the cause of the occurrence from the message, and remove cause.

### 2.56.4 15909

---

#### query to obtain definition of view "@1@" returned no data

[Description]

An error occurred.

[System Processing]

Processing will be aborted.

[Action]

To investigate the cause of the occurrence from the message, and remove cause.

## 2.56.5 15910

---

### query to obtain definition of view "@1@" returned more than one definition

[Description]

An error occurred.

[System Processing]

Processing will be aborted.

[Action]

To investigate the cause of the occurrence from the message, and remove cause.

## 2.56.6 15911

---

### definition of view "@1@" appears to be empty (length zero)

[Description]

An error occurred.

[System Processing]

Processing will be aborted.

[Action]

To investigate the cause of the occurrence from the message, and remove cause.

## 2.56.7 15912

---

### invalid column number @1@ for table "@2@"

[Description]

An error occurred.

[System Processing]

Processing will be aborted.

[Action]

To investigate the cause of the occurrence from the message, and remove cause.

## 2.56.8 15913

---

### missing index for constraint "@1@"

[Description]

An error occurred.

[System Processing]

Processing will be aborted.

[Action]

To investigate the cause of the occurrence from the message, and remove cause.

## 2.56.9 15914

---

**unrecognized constraint type: @1@**

[Description]

An error occurred.

[System Processing]

Processing will be aborted.

[Action]

To investigate the cause of the occurrence from the message, and remove cause.

## 2.56.10 15915

---

**query to get data of sequence "@1@" returned @2@ row (expected 1)**

[Description]

An error occurred.

[System Processing]

Processing will be aborted.

[Action]

To investigate the cause of the occurrence from the message, and remove cause.

## 2.56.11 15918

---

**unexpected tgtype value: @1@**

[Description]

An error occurred.

[System Processing]

Processing will be aborted.

[Action]

To investigate the cause of the occurrence from the message, and remove cause.

## 2.56.12 15919

---

**invalid argument string (@1@) for trigger "@2@" on table "@3@"**

[Description]

An error occurred.

[System Processing]

Processing will be aborted.

[Action]

To investigate the cause of the occurrence from the message, and remove cause.

## 2.56.13 15920

---

### query to get rule "@1@" for table "@2@" failed: wrong number of rows returned

[Description]

An error occurred.

[System Processing]

Processing will be aborted.

[Action]

To investigate the cause of the occurrence from the message, and remove cause.

## 2.56.14 15921

---

### query returned @1@ row instead of one: @2@

[Description]

An error occurred.

[System Processing]

Processing will be aborted.

[Action]

To investigate the cause of the occurrence from the message, and remove cause.

## 2.56.15 15923

---

### invalid dumpId @1@

[Description]

An error occurred.

[System Processing]

Processing will be aborted.

[Action]

To investigate the cause of the occurrence from the message, and remove cause.

## 2.56.16 15924

---

### invalid dependency @1@

[Description]

An error occurred.

[System Processing]

Processing will be aborted.

[Action]

To investigate the cause of the occurrence from the message, and remove cause.

## 2.56.17 15925

---

### could not identify dependency loop

[Description]

An error occurred.

[System Processing]

Processing will be aborted.

[Action]

To investigate the cause of the occurrence from the message, and remove cause.

## 2.56.18 15927

---

### The program "@1@" is needed by @2@ but was not found in the same directory as "@3@". Check your installation.

[Description]

An error occurred.

[System Processing]

Processing will be aborted.

[Action]

To investigate the cause of the occurrence from the message, and remove cause.

## 2.56.19 15928

---

### The program "@1@" was found by "@2@" but was not the same version as @3@. Check your installation.

[Description]

An error occurred.

[System Processing]

Processing will be aborted.

[Action]

To investigate the cause of the occurrence from the message, and remove cause.

## 2.56.20 15929

---

### @1@: could not connect to database "@2@"

[Description]

An error occurred.

[System Processing]

Processing will be aborted.

[Action]

To investigate the cause of the occurrence from the message, and remove cause.

## 2.56.21 15930

---

**@1@: could not connect to databases "postgres" or "template1"Please specify an alternative database.**

[Description]

An error occurred.

[System Processing]

Processing will be aborted.

[Action]

To investigate the cause of the occurrence from the message, and remove cause.

## 2.56.22 15931

---

**@1@: could not open the output file "@2@": @3@**

[Description]

An error occurred.

[System Processing]

Processing will be aborted.

[Action]

To investigate the cause of the occurrence from the message, and remove cause.

## 2.56.23 15932

---

**@1@: could not parse ACL list (@2@) for tablespace "@3@"**

[Description]

An error occurred.

[System Processing]

Processing will be aborted.

[Action]

To investigate the cause of the occurrence from the message, and remove cause.

## 2.56.24 15933

---

**@1@: could not parse ACL list (@2@) for database "@3@"**

[Description]

An error occurred.

[System Processing]

Processing will be aborted.

[Action]

To investigate the cause of the occurrence from the message, and remove cause.

## 2.56.25 15934

---

---

**@1@: pg\_dump failed on database "@2@", exiting**

[Description]

An error occurred.

[System Processing]

Processing will be aborted.

[Action]

To investigate the cause of the occurrence from the message, and remove cause.

---

## 2.56.26 15935

---

**@1@: could not re-open the output file "@2@": @3@**

[Description]

An error occurred.

[System Processing]

Processing will be aborted.

[Action]

To investigate the cause of the occurrence from the message, and remove cause.

---

## 2.56.27 15936

---

**@1@: running "@2@"**

[Description]

An error occurred.

[System Processing]

Processing will be aborted.

[Action]

To investigate the cause of the occurrence from the message, and remove cause.

---

## 2.56.28 15937

---

**@1@: could not connect to database "@2@": @3@**

[Description]

An error occurred.

[System Processing]

Processing will be aborted.

[Action]

To investigate the cause of the occurrence from the message, and remove cause.

---

## 2.56.29 15938

---

**could not get server version**

[Description]

An error occurred.

[System Processing]

Processing will be aborted.

[Action]

To investigate the cause of the occurrence from the message, and remove cause.

## 2.56.30 15941

---

**executing @1@**

[Description]

An error occurred.

[System Processing]

Processing will be aborted.

[Action]

To investigate the cause of the occurrence from the message, and remove cause.

## 2.56.31 15942

---

**query failed: @1@**

[Description]

An error occurred.

[System Processing]

Processing will be aborted.

[Action]

To investigate the cause of the occurrence from the message, and remove cause.

## 2.56.32 15943

---

**query was: @1@**

[Description]

An error occurred.

[System Processing]

Processing will be aborted.

[Action]

To investigate the cause of the occurrence from the message, and remove cause.

## 2.56.33 15944

---

**unrecognized archive format "@1@"; please specify "c", "d", or "t"**

[Description]

An error occurred.



[System Processing]

Processing will be aborted.

[Action]

To investigate the cause of the occurrence from the message, and remove cause.

## 2.56.34 15946

---

**@1@: invalid argument for option @2@**

[Description]

An error occurred.

[System Processing]

Processing will be aborted.

[Action]

To investigate the cause of the occurrence from the message, and remove cause.

## 2.56.35 15947

---

**@1@: transaction ID epoch (-e) must not be -1**

[Description]

An error occurred.

[System Processing]

Processing will be aborted.

[Action]

To investigate the cause of the occurrence from the message, and remove cause.

## 2.56.36 15949

---

**@1@: transaction ID (-x) must not be 0**

[Description]

An error occurred.

[System Processing]

Processing will be aborted.

[Action]

To investigate the cause of the occurrence from the message, and remove cause.

## 2.56.37 15951

---

**@1@: OID (-o) must not be 0**

[Description]

An error occurred.

[System Processing]

Processing will be aborted.

[Action]

To investigate the cause of the occurrence from the message, and remove cause.

## 2.56.38 15953

---

### @1@: multitransaction ID (-m) must not be 0

[Description]

An error occurred.

[System Processing]

Processing will be aborted.

[Action]

To investigate the cause of the occurrence from the message, and remove cause.

## 2.56.39 15955

---

### @1@: multitransaction offset (-O) must not be -1

[Description]

An error occurred.

[System Processing]

Processing will be aborted.

[Action]

To investigate the cause of the occurrence from the message, and remove cause.

## 2.56.40 15957

---

### @1@: no data directory specified

[Description]

An error occurred.

[System Processing]

Processing will be aborted.

[Action]

To investigate the cause of the occurrence from the message, and remove cause.

## 2.56.41 15958

---

### @1@: cannot be executed by "root"

[Description]

An error occurred.

[System Processing]

Processing will be aborted.

[Action]

To investigate the cause of the occurrence from the message, and remove cause.

## 2.56.42 15959

---

**@1@: could not change directory to "@2@": @3@**

[Description]

An error occurred.

[System Processing]

Processing will be aborted.

[Action]

To investigate the cause of the occurrence from the message, and remove cause.

## 2.56.43 15960

---

**@1@: could not open file "@2@" for reading: @3@**

[Description]

An error occurred.

[System Processing]

Processing will be aborted.

[Action]

To investigate the cause of the occurrence from the message, and remove cause.

## 2.56.44 15961

---

**If these values seem acceptable, use -f to force reset.**

[Description]

An error occurred.

[System Processing]

Processing will be aborted.

[Action]

To investigate the cause of the occurrence from the message, and remove cause.

## 2.56.45 15962

---

**Transaction log reset**

[Description]

An error occurred.

[System Processing]

Processing will be aborted.

[Action]

To investigate the cause of the occurrence from the message, and remove cause.

## 2.56.46 15963

---

---

**@1@: could not read file "@2@": @3@**

[Description]

An error occurred.

[System Processing]

Processing will be aborted.

[Action]

To investigate the cause of the occurrence from the message, and remove cause.

---

## 2.56.47 15964

---

**@1@: pg\_control exists but has invalid CRC; proceed with caution**

[Description]

An error occurred.

[System Processing]

Processing will be aborted.

[Action]

To investigate the cause of the occurrence from the message, and remove cause.

---

## 2.56.48 15965

---

**@1@: pg\_control exists but is broken or unknown version; ignoring it**

[Description]

An error occurred.

[System Processing]

Processing will be aborted.

[Action]

To investigate the cause of the occurrence from the message, and remove cause.

---

## 2.56.49 15966

---

**@1@: internal error -- sizeof(ControlFileData) is too large ... fix PG\_CONTROL\_SIZE**

[Description]

An error occurred.

[System Processing]

Processing will be aborted.

[Action]

To investigate the cause of the occurrence from the message, and remove cause.

---

## 2.56.50 15967

---

**@1@: could not create pg\_control file: @2@**

[Description]

An error occurred.

[System Processing]

Processing will be aborted.

[Action]

To investigate the cause of the occurrence from the message, and remove cause.

## 2.56.51 15968

---

[@1@: could not write pg\\_control file: @2@](#)

[Description]

An error occurred.

[System Processing]

Processing will be aborted.

[Action]

To investigate the cause of the occurrence from the message, and remove cause.

## 2.56.52 15969

---

[@1@: fsync error: @2@](#)

[Description]

An error occurred.

[System Processing]

Processing will be aborted.

[Action]

To investigate the cause of the occurrence from the message, and remove cause.

## 2.56.53 15970

---

[@1@: could not open directory "@2@": @3@](#)

[Description]

An error occurred.

[System Processing]

Processing will be aborted.

[Action]

To investigate the cause of the occurrence from the message, and remove cause.

## 2.56.54 15971

---

[@1@: could not read directory "@2@": @3@](#)

[Description]

An error occurred.

[System Processing]

Processing will be aborted.

[Action]

To investigate the cause of the occurrence from the message, and remove cause.

## 2.56.55 15972

---

**@1@: could not delete file "@2@": @3@**

[Description]

An error occurred.

[System Processing]

Processing will be aborted.

[Action]

To investigate the cause of the occurrence from the message, and remove cause.

## 2.56.56 15973

---

**@1@: could not open file "@2@": @3@**

[Description]

An error occurred.

[System Processing]

Processing will be aborted.

[Action]

To investigate the cause of the occurrence from the message, and remove cause.

## 2.56.57 15974

---

**@1@: could not write file "@2@": @3@**

[Description]

An error occurred.

[System Processing]

Processing will be aborted.

[Action]

To investigate the cause of the occurrence from the message, and remove cause.

## 2.56.58 15975

---

**could not create directory "@1@": @2@**

[Description]

An error occurred.

[System Processing]

Processing will be aborted.

[Action]

To investigate the cause of the occurrence from the message, and remove cause.

## 2.56.59 15976

---

### could not open directory "@1@": @2@

[Description]

An error occurred.

[System Processing]

Processing will be aborted.

[Action]

To investigate the cause of the occurrence from the message, and remove cause.

## 2.56.60 15977

---

### could not stat file "@1@": @2@

[Description]

An error occurred.

[System Processing]

Processing will be aborted.

[Action]

To investigate the cause of the occurrence from the message, and remove cause.

## 2.56.61 15978

---

### could not read symbolic link "@1@": @2@

[Description]

An error occurred.

[System Processing]

Processing will be aborted.

[Action]

To investigate the cause of the occurrence from the message, and remove cause.

## 2.56.62 15979

---

### could not create symbolic link "@1@": @2@

[Description]

An error occurred.

[System Processing]

Processing will be aborted.

[Action]

To investigate the cause of the occurrence from the message, and remove cause.

## 2.56.63 15981

---

**could not open file "@1@": @2@**

[Description]

An error occurred.

[System Processing]

Processing will be aborted.

[Action]

To investigate the cause of the occurrence from the message, and remove cause.

## 2.56.64 15982

---

**could not create file "@1@": @2@**

[Description]

An error occurred.

[System Processing]

Processing will be aborted.

[Action]

To investigate the cause of the occurrence from the message, and remove cause.

## 2.56.65 15983

---

**could not read file "@1@": @2@**

[Description]

An error occurred.

[System Processing]

Processing will be aborted.

[Action]

To investigate the cause of the occurrence from the message, and remove cause.

## 2.56.66 15984

---

**could not write to file "@1@": @2@**

[Description]

An error occurred.

[System Processing]

Processing will be aborted.

[Action]

To investigate the cause of the occurrence from the message, and remove cause.

## 2.56.67 15985

---



---

**could not fsync file "@1@": @2@****[Description]**

An error occurred.

**[System Processing]**

Processing will be aborted.

**[Action]**

To investigate the cause of the occurrence from the message, and remove cause.

---

**2.56.68 15986**

---

**could not close file "@1@": @2@****[Description]**

An error occurred.

**[System Processing]**

Processing will be aborted.

**[Action]**

To investigate the cause of the occurrence from the message, and remove cause.

---

**2.56.69 15987**

---

**could not find own program executable****[Description]**

An error occurred.

**[System Processing]**

Processing will be aborted.

**[Action]**

To investigate the cause of the occurrence from the message, and remove cause.

---

**2.56.70 15988**

---

**invalid checkpoint argument "@1@", must be "fast" or "spread"****[Description]**

An error occurred.

**[System Processing]**

Processing will be aborted.

**[Action]**

To investigate the cause of the occurrence from the message, and remove cause.

---

**2.56.71 15989**

---

**invalid argument @1@**

[Description]

An error occurred.

[System Processing]

Processing will be aborted.

[Action]

To investigate the cause of the occurrence from the message, and remove cause.

## 2.56.72 15990

---

### **option @1@ conflicts with option @2@**

[Description]

An error occurred.

[System Processing]

Processing will be aborted.

[Action]

To investigate the cause of the occurrence from the message, and remove cause.

## 2.56.73 15991

---

### **the configured database storage directory differs from the data\_directory parameter**

[Description]

An error occurred.

[System Processing]

Processing will be aborted.

[Action]

To investigate the cause of the occurrence from the message, and remove cause.

## 2.56.74 15992

---

### **an invalid value was specified for the option -@1@**

[Description]

An error occurred.

[System Processing]

Processing will be aborted.

[Action]

To investigate the cause of the occurrence from the message, and remove cause.

## 2.56.75 15993

---

### **backup data "@1@" is lost**

[Description]

An error occurred.

[System Processing]

Processing will be aborted.

[Action]

To investigate the cause of the occurrence from the message, and remove cause.

---

## 2.56.76 15994

---

**cannot be run as root**

[Description]

An error occurred.

[System Processing]

Processing will be aborted.

[Action]

To investigate the cause of the occurrence from the message, and remove cause.

---

## 2.56.77 15995

---

**invalid option --@1 @**

[Description]

An error occurred.

[System Processing]

Processing will be aborted.

[Action]

To investigate the cause of the occurrence from the message, and remove cause.

---

## 2.56.78 15996

---

**invalid option -@1 @**

[Description]

An error occurred.

[System Processing]

Processing will be aborted.

[Action]

To investigate the cause of the occurrence from the message, and remove cause.

---

## 2.56.79 15997

---

**backup of the database has not yet been performed, or an incorrect backup storage directory was specified**

[Description]

An error occurred.

[System Processing]

Processing will be aborted.

[Action]

To investigate the cause of the occurrence from the message, and remove cause.

---

## 2.56.80 15998

---

**the database storage directory and the \$PGDATA environment variable have not been specified**

[Description]

An error occurred.

[System Processing]

Processing will be aborted.

[Action]

To investigate the cause of the occurrence from the message, and remove cause.

---

## 2.56.81 15999

---

**option @1@ is necessary for option @2@**

[Description]

An error occurred.

[System Processing]

Processing will be aborted.

[Action]

To investigate the cause of the occurrence from the message, and remove cause.

---

## 2.57 Message Numbers Beginning with 16000

---

---

### 2.57.1 16000

---

**the requested recovery point is earlier than the date and time that the backup finished**

[Description]

An error occurred.

[System Processing]

Processing will be aborted.

[Action]

To investigate the cause of the occurrence from the message, and remove cause.

---

### 2.57.2 16001

---

**the specified backup does not exist**

[Description]

An error occurred.

[System Processing]

Processing will be aborted.

[Action]

To investigate the cause of the occurrence from the message, and remove cause.

### 2.57.3 16002

---

**the directory "@1@" for the tablespace with OID "@2@" does not exist**

[Description]

An error occurred.

[System Processing]

Processing will be aborted.

[Action]

To investigate the cause of the occurrence from the message, and remove cause.

### 2.57.4 16003

---

**the specified backup storage directory "@1@" is not correct**

[Description]

An error occurred.

[System Processing]

Processing will be aborted.

[Action]

To investigate the cause of the occurrence from the message, and remove cause.

### 2.57.5 16004

---

**the specified database storage directory is not correct**

[Description]

An error occurred.

[System Processing]

Processing will be aborted.

[Action]

To investigate the cause of the occurrence from the message, and remove cause.

### 2.57.6 16005

---

**the token in the file "pg\_hba.conf" is too long and will be skipped: "@1@"**

[Description]

An error occurred.

[System Processing]

Processing will be aborted.

[Action]

To investigate the cause of the occurrence from the message, and remove cause.

## 2.57.7 16006

---

### the directory "@1@" for storing WAL does not exist

[Description]

An error occurred.

[System Processing]

Processing will be aborted.

[Action]

To investigate the cause of the occurrence from the message, and remove cause.

## 2.57.8 16007

---

### "@1@" is being executed by another user

[Description]

An error occurred.

[System Processing]

Processing will be aborted.

[Action]

To investigate the cause of the occurrence from the message, and remove cause.

## 2.57.9 16008

---

### the "@1@" parameter was not found

[Description]

An error occurred.

[System Processing]

Processing will be aborted.

[Action]

To investigate the cause of the occurrence from the message, and remove cause.

## 2.57.10 16009

---

### could not find the configuration file "@1@"

[Description]

An error occurred.

[System Processing]

Processing will be aborted.

[Action]

To investigate the cause of the occurrence from the message, and remove cause.

## 2.57.11 16010

---

### could not open the configuration file "@1@": maximum nesting depth exceeded

[Description]

An error occurred.

[System Processing]

Processing will be aborted.

[Action]

To investigate the cause of the occurrence from the message, and remove cause.

## 2.57.12 16011

---

### the PID file "@1@" does not exist

[Description]

An error occurred.

[System Processing]

Processing will be aborted.

[Action]

To investigate the cause of the occurrence from the message, and remove cause.

## 2.57.13 16012

---

### the server is running

[Description]

An error occurred.

[System Processing]

Processing will be aborted.

[Action]

To investigate the cause of the occurrence from the message, and remove cause.

## 2.57.14 16013

---

### the server is not running

[Description]

An error occurred.

[System Processing]

Processing will be aborted.

[Action]

To investigate the cause of the occurrence from the message, and remove cause.

## 2.57.15 16014

---

---

### caught signal @1@

[Description]

An error occurred.

[System Processing]

Processing will be aborted.

[Action]

To investigate the cause of the occurrence from the message, and remove cause.

---

## 2.57.16 16015

---

### failed to build the absolute path "@1@"

[Description]

An error occurred.

[System Processing]

Processing will be aborted.

[Action]

To investigate the cause of the occurrence from the message, and remove cause.

---

## 2.57.17 16016

---

### failed to check the completion of archiving WAL files

[Description]

An error occurred.

[System Processing]

Processing will be aborted.

[Action]

To investigate the cause of the occurrence from the message, and remove cause.

---

## 2.57.18 16017

---

### failed to connect to the database

[Description]

An error occurred.

[System Processing]

Processing will be aborted.

[Action]

To investigate the cause of the occurrence from the message, and remove cause.

---

## 2.57.19 16018

---

### failed to get the database OID : @1@ (@2@)



[Description]

An error occurred.

[System Processing]

Processing will be aborted.

[Action]

To investigate the cause of the occurrence from the message, and remove cause.

## 2.57.20 16019

---

### failed to remove old backup data

[Description]

An error occurred.

[System Processing]

Processing will be aborted.

[Action]

To investigate the cause of the occurrence from the message, and remove cause.

## 2.57.21 16020

---

### failed to restore the database storage directory "@1@"

[Description]

An error occurred.

[System Processing]

Processing will be aborted.

[Action]

To investigate the cause of the occurrence from the message, and remove cause.

## 2.57.22 16021

---

### failed to restore the tablespace directory "@1@"

[Description]

An error occurred.

[System Processing]

Processing will be aborted.

[Action]

To investigate the cause of the occurrence from the message, and remove cause.

## 2.57.23 16022

---

### retried backup @1@ times, but failed

[Description]

An error occurred.

[System Processing]

Processing will be aborted.

[Action]

To investigate the cause of the occurrence from the message, and remove cause.

---

## 2.57.24 16023

---

**SQL command failed (@1@)**

[Description]

An error occurred.

[System Processing]

Processing will be aborted.

[Action]

To investigate the cause of the occurrence from the message, and remove cause.

---

## 2.57.25 16024

---

**the database with OID @1@ was created during backup**

[Description]

An error occurred.

[System Processing]

Processing will be aborted.

[Action]

To investigate the cause of the occurrence from the message, and remove cause.

---

## 2.57.26 16025

---

**backup control function "@1@" failed**

[Description]

An error occurred.

[System Processing]

Processing will be aborted.

[Action]

To investigate the cause of the occurrence from the message, and remove cause.

---

## 2.57.27 16026

---

**command failed: "@1@"**

[Description]

An error occurred.

[System Processing]

Processing will be aborted.

[Action]

To investigate the cause of the occurrence from the message, and remove cause.

## 2.57.28 16027

---

### could not close the file "@1@": @2@ (errno=@3@)

[Description]

An error occurred.

[System Processing]

Processing will be aborted.

[Action]

To investigate the cause of the occurrence from the message, and remove cause.

## 2.57.29 16028

---

### could not close the PID file "@1@": @2@ (errno=@3@)

[Description]

An error occurred.

[System Processing]

Processing will be aborted.

[Action]

To investigate the cause of the occurrence from the message, and remove cause.

## 2.57.30 16029

---

### could not create the directory "@1@": @2@ (errno=@3@)

[Description]

An error occurred.

[System Processing]

Processing will be aborted.

[Action]

To investigate the cause of the occurrence from the message, and remove cause.

## 2.57.31 16030

---

### could not create the file "@1@": @2@ (errno=@3@)

[Description]

An error occurred.

[System Processing]

Processing will be aborted.

[Action]

To investigate the cause of the occurrence from the message, and remove cause.

## 2.57.32 16031

---

**could not create the PID file "@1@": @2@ (errno=@3@)**

[Description]

An error occurred.

[System Processing]

Processing will be aborted.

[Action]

To investigate the cause of the occurrence from the message, and remove cause.

## 2.57.33 16032

---

**could not create the symbolic link "@1@": @2@ (errno=@3@)**

[Description]

An error occurred.

[System Processing]

Processing will be aborted.

[Action]

To investigate the cause of the occurrence from the message, and remove cause.

## 2.57.34 16033

---

**could not identify the current directory: @1@ (errno=@2@)**

[Description]

An error occurred.

[System Processing]

Processing will be aborted.

[Action]

To investigate the cause of the occurrence from the message, and remove cause.

## 2.57.35 16034

---

**could not open the directory "@1@": @2@ (errno=@3@)**

[Description]

An error occurred.

[System Processing]

Processing will be aborted.

[Action]

To investigate the cause of the occurrence from the message, and remove cause.

## 2.57.36 16035

---

---

**could not open the file "@1@": @2@ (errno=@3@)****[Description]**

An error occurred.

**[System Processing]**

Processing will be aborted.

**[Action]**

To investigate the cause of the occurrence from the message, and remove cause.

---

**2.57.37 16036**

---

**could not open the PID file "@1@": @2@ (errno=@3@)****[Description]**

An error occurred.

**[System Processing]**

Processing will be aborted.

**[Action]**

To investigate the cause of the occurrence from the message, and remove cause.

---

**2.57.38 16037**

---

**could not read the file "@1@"****[Description]**

An error occurred.

**[System Processing]**

Processing will be aborted.

**[Action]**

To investigate the cause of the occurrence from the message, and remove cause.

---

**2.57.39 16038**

---

**could not read the PID file "@1@": @2@ (errno=@3@)****[Description]**

An error occurred.

**[System Processing]**

Processing will be aborted.

**[Action]**

To investigate the cause of the occurrence from the message, and remove cause.

---

**2.57.40 16039**

---

**could not read the symbolic link "@1@": @2@ (errno=@3@)**

[Description]

An error occurred.

[System Processing]

Processing will be aborted.

[Action]

To investigate the cause of the occurrence from the message, and remove cause.

## 2.57.41 16040

---

### could not remove the file "@1@": @2@ (errno=@3@)

[Description]

An error occurred.

[System Processing]

Processing will be aborted.

[Action]

To investigate the cause of the occurrence from the message, and remove cause.

## 2.57.42 16041

---

### could not remove the PID file "@1@": @2@ (errno=@3@)

[Description]

An error occurred.

[System Processing]

Processing will be aborted.

[Action]

To investigate the cause of the occurrence from the message, and remove cause.

## 2.57.43 16042

---

### could not rename the directory "@1@" to "@2@"

[Description]

An error occurred.

[System Processing]

Processing will be aborted.

[Action]

To investigate the cause of the occurrence from the message, and remove cause.

## 2.57.44 16043

---

### could not rename the file "@1@" to "@2@": @3@ (errno=@4@)

[Description]

An error occurred.

[System Processing]

Processing will be aborted.

[Action]

To investigate the cause of the occurrence from the message, and remove cause.

## 2.57.45 16044

---

**could not write the file "@1@": @2@ (errno=@3@)**

[Description]

An error occurred.

[System Processing]

Processing will be aborted.

[Action]

To investigate the cause of the occurrence from the message, and remove cause.

## 2.57.46 16045

---

**could not write the PID file "@1@": @2@ (errno=@3@)**

[Description]

An error occurred.

[System Processing]

Processing will be aborted.

[Action]

To investigate the cause of the occurrence from the message, and remove cause.

## 2.57.47 16046

---

**failed to find the internal file "@1@"**

[Description]

An error occurred.

[System Processing]

Processing will be aborted.

[Action]

To investigate the cause of the occurrence from the message, and remove cause.

## 2.57.48 16047

---

**failed to parse the internal file "@1@"**

[Description]

An error occurred.

[System Processing]

Processing will be aborted.

[Action]

To investigate the cause of the occurrence from the message, and remove cause.

## 2.57.49 16048

---

### failed to parse the internal file: "@1@" (@2@)

[Description]

An error occurred.

[System Processing]

Processing will be aborted.

[Action]

To investigate the cause of the occurrence from the message, and remove cause.

## 2.57.50 16049

---

### failed to parse the configuration file "@1@"

[Description]

An error occurred.

[System Processing]

Processing will be aborted.

[Action]

To investigate the cause of the occurrence from the message, and remove cause.

## 2.57.51 16050

---

### failed to remove archived transaction log files

[Description]

An error occurred.

[System Processing]

Processing will be aborted.

[Action]

To investigate the cause of the occurrence from the message, and remove cause.

## 2.57.52 16051

---

### failed to replace the contents of the pg\_wal directory

[Description]

An error occurred.

[System Processing]

Processing will be aborted.

[Action]

To investigate the cause of the occurrence from the message, and remove cause.



## 2.57.53 16052

---

### failed to restore the configuration files

[Description]

An error occurred.

[System Processing]

Processing will be aborted.

[Action]

To investigate the cause of the occurrence from the message, and remove cause.

## 2.57.54 16053

---

### invalid data in the PID file "@1@"

[Description]

An error occurred.

[System Processing]

Processing will be aborted.

[Action]

To investigate the cause of the occurrence from the message, and remove cause.

## 2.57.55 16055

---

### cannot find the server process (PID: @1@)

[Description]

An error occurred.

[System Processing]

Processing will be aborted.

[Action]

To investigate the cause of the occurrence from the message, and remove cause.

## 2.57.56 16056

---

### an error occurred during recovery

[Description]

An error occurred.

[System Processing]

Processing will be aborted.

[Action]

To investigate the cause of the occurrence from the message, and remove cause.

## 2.57.57 16057

---

---

**could not remove the directory "@1@": @2@ (errno=@3@)****[Description]**

An error occurred.

**[System Processing]**

Processing will be aborted.

**[Action]**

To investigate the cause of the occurrence from the message, and remove cause.

---

**2.57.58 16058**

---

**target "@1@" mismatch (internal error)****[Description]**

An error occurred.

**[System Processing]**

Processing will be aborted.

**[Action]**

To investigate the cause of the occurrence from the message, and remove cause.

---

**2.57.59 16059**

---

**the program "@1@" is needed by @2@ but was not found in the same directory as "@3@"****[Description]**

An error occurred.

**[System Processing]**

Processing will be aborted.

**[Action]**

To investigate the cause of the occurrence from the message, and remove cause.

---

**2.57.60 16060**

---

**the program "@1@" was found in "@2@" but was not the same version as @3@****[Description]**

An error occurred.

**[System Processing]**

Processing will be aborted.

**[Action]**

To investigate the cause of the occurrence from the message, and remove cause.

---

**2.57.61 16061**

---

**failed to get port number (internal error)**

[Description]

An error occurred.

[System Processing]

Processing will be aborted.

[Action]

To investigate the cause of the occurrence from the message, and remove cause.

## 2.57.62 16062

---

### backup of configuration files completed successfully

[Description]

Terminated normally.

[System Processing]

Continues processing.

[Action]

No action required.

## 2.57.63 16063

---

### backup of database and configuration files completed successfully

[Description]

Terminated normally.

[System Processing]

Continues processing.

[Action]

No action required.

## 2.57.64 16064

---

### Confirm that the specified directory is correct. If it is correct, the backup data may be corrupted. Copy the backup data to the backup storage directory from backup media.

[Description]

An error occurred.

[System Processing]

Processing will be aborted.

[Action]

To investigate the cause of the occurrence from the message, and remove cause.

## 2.57.65 16065

---

### Check the installation.

[Description]

An error occurred.

[System Processing]

Processing will be aborted.

[Action]

To investigate the cause of the occurrence from the message, and remove cause.

---

## 2.57.66 16066

---

### Continue the backup.

[Description]

Terminated normally.

[System Processing]

Continues processing.

[Action]

No action required.

---

## 2.57.67 16067

---

### Create an empty directory "@1@" on which the database administrator has full permissions, and retry.

[Description]

An error occurred.

[System Processing]

Processing will be aborted.

[Action]

To investigate the cause of the occurrence from the message, and remove cause.

---

## 2.57.68 16068

---

### Create an empty directory "@1@" on which the database administrator has full permissions.

[Description]

An error occurred.

[System Processing]

Processing will be aborted.

[Action]

To investigate the cause of the occurrence from the message, and remove cause.

---

## 2.57.69 16069

---

### Recover the corrupt resource.

[Description]

An error occurred.

[System Processing]

Processing will be aborted.

[Action]

To investigate the cause of the occurrence from the message, and remove cause.

---

## 2.57.70 16070

---

**Is the server running?**

[Description]

An error occurred.

[System Processing]

Processing will be aborted.

[Action]

To investigate the cause of the occurrence from the message, and remove cause.

---

## 2.57.71 16071

---

**Please check whether the backup data exists or is not in the backup storage directory.**

[Description]

An error occurred.

[System Processing]

Processing will be aborted.

[Action]

To investigate the cause of the occurrence from the message, and remove cause.

---

## 2.57.72 16072

---

**Please decrease the length of the path and retry.**

[Description]

An error occurred.

[System Processing]

Processing will be aborted.

[Action]

To investigate the cause of the occurrence from the message, and remove cause.

---

## 2.57.73 16073

---

**Please decrease the number of digits and retry.**

[Description]

An error occurred.

[System Processing]

Processing will be aborted.

[Action]

To investigate the cause of the occurrence from the message, and remove cause.

## 2.57.74 16074

---

**Please log in as the user that owns the server process.**

[Description]

An error occurred.

[System Processing]

Processing will be aborted.

[Action]

To investigate the cause of the occurrence from the message, and remove cause.

## 2.57.75 16075

---

**Please remove the cause of the error, and retry.**

[Description]

An error occurred.

[System Processing]

Processing will be aborted.

[Action]

To investigate the cause of the occurrence from the message, and remove cause.

## 2.57.76 16076

---

**Please set the database storage directory "@1@" to -D option, and retry.**

[Description]

An error occurred.

[System Processing]

Processing will be aborted.

[Action]

To investigate the cause of the occurrence from the message, and remove cause.

## 2.57.77 16077

---

**Please set the recovery point to be after the date and time that the backup finished, and retry.**

[Description]

An error occurred.

[System Processing]

Processing will be aborted.

[Action]

To investigate the cause of the occurrence from the message, and remove cause.

## 2.57.78 16078

---

**Please set the backup storage directory to the 'backup\_destination' parameter and restart the server.**

[Description]

An error occurred.

[System Processing]

Processing will be aborted.

[Action]

To investigate the cause of the occurrence from the message, and remove cause.

## 2.57.79 16079

---

**Please specify the database storage directory as "@1@" and retry.**

[Description]

An error occurred.

[System Processing]

Processing will be aborted.

[Action]

To investigate the cause of the occurrence from the message, and remove cause.

## 2.57.80 16080

---

**Please specify the database storage directory correctly and retry.**

[Description]

An error occurred.

[System Processing]

Processing will be aborted.

[Action]

To investigate the cause of the occurrence from the message, and remove cause.

## 2.57.81 16081

---

**Please specify the port number correctly and retry.**

[Description]

An error occurred.

[System Processing]

Processing will be aborted.

[Action]

To investigate the cause of the occurrence from the message, and remove cause.

## 2.57.82 16082

---

---

**Please specify an integer greater than 0, and try again.**

[Description]

An error occurred.

[System Processing]

Processing will be aborted.

[Action]

To investigate the cause of the occurrence from the message, and remove cause.

---

## **2.57.83 16083**

---

**Please specify an integer greater than 0, or the 'all' keyword, and retry.**

[Description]

An error occurred.

[System Processing]

Processing will be aborted.

[Action]

To investigate the cause of the occurrence from the message, and remove cause.

---

## **2.57.84 16084**

---

**Please specify an integer greater than or equal to 0, and retry.**

[Description]

An error occurred.

[System Processing]

Processing will be aborted.

[Action]

To investigate the cause of the occurrence from the message, and remove cause.

---

## **2.57.85 16085**

---

**Please specify the backup storage directory correctly and retry.**

[Description]

An error occurred.

[System Processing]

Processing will be aborted.

[Action]

To investigate the cause of the occurrence from the message, and remove cause.

---

## **2.57.86 16086**

---

**Please specify the time stamp using the correct length and retry.**



[Description]

An error occurred.

[System Processing]

Processing will be aborted.

[Action]

To investigate the cause of the occurrence from the message, and remove cause.

---

## 2.57.87 16087

---

**Please start the server and retry.**

[Description]

An error occurred.

[System Processing]

Processing will be aborted.

[Action]

To investigate the cause of the occurrence from the message, and remove cause.

---

## 2.57.88 16088

---

**Please stop the server and retry.**

[Description]

An error occurred.

[System Processing]

Processing will be aborted.

[Action]

To investigate the cause of the occurrence from the message, and remove cause.

---

## 2.57.89 16089

---

**Please wait for a short period and retry.**

[Description]

An error occurred.

[System Processing]

Processing will be aborted.

[Action]

To investigate the cause of the occurrence from the message, and remove cause.

---

## 2.57.90 16090

---

**Recovery of database completed successfully.**

[Description]

An error occurred.

[System Processing]

Processing will be aborted.

[Action]

To investigate the cause of the occurrence from the message, and remove cause.

---

## 2.57.91 16091

---

**Retrying backup. (@1 @ times).**

[Description]

An error occurred.

[System Processing]

Processing will be aborted.

[Action]

To investigate the cause of the occurrence from the message, and remove cause.

---

## 2.57.92 16092

---

**Specify the backup storage directory with the -B option, and retry.**

[Description]

An error occurred.

[System Processing]

Processing will be aborted.

[Action]

To investigate the cause of the occurrence from the message, and remove cause.

---

## 2.57.93 16093

---

**Refer to "@1@ --help" for more information.**

[Description]

An error occurred.

[System Processing]

Processing will be aborted.

[Action]

To investigate the cause of the occurrence from the message, and remove cause.

---

## 2.57.94 16094

---

**Retry after the other process terminates.**

[Description]

An error occurred.

[System Processing]

Processing will be aborted.

[Action]

To investigate the cause of the occurrence from the message, and remove cause.

## 2.57.95 16095

---

### Failed to identify backup data.

[Description]

An error occurred.

[System Processing]

Processing will be aborted.

[Action]

To investigate the cause of the occurrence from the message, and remove cause.

## 2.57.96 16096

---

### restore point name is too long (maximum @1 @ bytes)

[Description]

An error occurred.

[System Processing]

Processing will be aborted.

[Action]

To investigate the cause of the occurrence from the message, and remove cause.

## 2.57.97 16097

---

### Try "@1 @ --help" for more information.

[Description]

An error occurred.

[System Processing]

Processing will be aborted.

[Action]

To investigate the cause of the occurrence from the message, and remove cause.

## 2.57.98 16098

---

### keystore location is not specified

[Description]

An error occurred.

[System Processing]

Processing will be aborted.

[Action]

To investigate the cause of the occurrence from the message, and remove cause.

## 2.57.99 16099

---

### too many command-line arguments (first is "@1@")

[Description]

An error occurred.

[System Processing]

Processing will be aborted.

[Action]

To investigate the cause of the occurrence from the message, and remove cause.

## 2.58 Message Numbers Beginning with 16100

---

### 2.58.1 16100

---

#### no operation is specified

[Description]

An error occurred.

[System Processing]

Processing will be aborted.

[Action]

To investigate the cause of the occurrence from the message, and remove cause.

### 2.58.2 16101

---

#### could not open file "@1@": @2@ (errno=@3@)

[Description]

An error occurred.

[System Processing]

Processing will be aborted.

[Action]

To investigate the cause of the occurrence from the message, and remove cause.

### 2.58.3 16102

---

#### could not read file "@1@": @2@ (errno=@3@)

[Description]

An error occurred.

[System Processing]

Processing will be aborted.

[Action]

To investigate the cause of the occurrence from the message, and remove cause.

## 2.58.4 16103

---

### keystore "@1@" is corrupted: size = @2@ bytes, expected size = @3@ bytes

[Description]

An error occurred.

[System Processing]

Processing will be aborted.

[Action]

To investigate the cause of the occurrence from the message, and remove cause.

## 2.58.5 16104

---

### file "@1@" is not a keystore

[Description]

An error occurred.

[System Processing]

Processing will be aborted.

[Action]

To investigate the cause of the occurrence from the message, and remove cause.

## 2.58.6 16105

---

### key is too long

[Description]

An error occurred.

[System Processing]

Processing will be aborted.

[Action]

To investigate the cause of the occurrence from the message, and remove cause.

## 2.58.7 16106

---

### key is wrong

[Description]

An error occurred.

[System Processing]

Processing will be aborted.

[Action]

To investigate the cause of the occurrence from the message, and remove cause.

## 2.58.8 16107

---

---

### passphrase-based key derivation failed: @1@

[Description]

An error occurred.

[System Processing]

Processing will be aborted.

[Action]

To investigate the cause of the occurrence from the message, and remove cause.

---

## 2.58.9 16108

---

### decryption of the keystore failed: @1@

[Description]

An error occurred.

[System Processing]

Processing will be aborted.

[Action]

To investigate the cause of the occurrence from the message, and remove cause.

---

## 2.58.10 16109

---

### decryption of the keystore failed: passphrase is wrong

[Description]

An error occurred.

[System Processing]

Processing will be aborted.

[Action]

To investigate the cause of the occurrence from the message, and remove cause.

---

## 2.58.11 16110

---

### keystore "@1@" is corrupted: invalid CRC

[Description]

An error occurred.

[System Processing]

Processing will be aborted.

[Action]

To investigate the cause of the occurrence from the message, and remove cause.

---

## 2.58.12 16111

---

### encryption of the keystore failed: error code = @1@

[Description]

An error occurred.

[System Processing]

Processing will be aborted.

[Action]

To investigate the cause of the occurrence from the message, and remove cause.

## 2.58.13 16112

---

### encryption of the keystore failed: @1@

[Description]

An error occurred.

[System Processing]

Processing will be aborted.

[Action]

To investigate the cause of the occurrence from the message, and remove cause.

## 2.58.14 16113

---

### could not create file "@1@": @2@ (errno=@3@)

[Description]

An error occurred.

[System Processing]

Processing will be aborted.

[Action]

To investigate the cause of the occurrence from the message, and remove cause.

## 2.58.15 16114

---

### could not write file "@1@": @2@ (errno=@3@)

[Description]

An error occurred.

[System Processing]

Processing will be aborted.

[Action]

To investigate the cause of the occurrence from the message, and remove cause.

## 2.58.16 16115

---

### child process exited with unrecognized status @1@

[Description]

An error occurred.

[System Processing]

Processing will be aborted.

[Action]

To investigate the cause of the occurrence from the message, and remove cause.

## 2.58.17 16117

---

**invalid command \\@1@**

[Description]

An error occurred.

[System Processing]

Processing will be aborted.

[Action]

To investigate the cause of the occurrence from the message, and remove cause.

## 2.58.18 16118

---

**\\@1@: extra argument "@2@" ignored**

[Description]

An error occurred.

[System Processing]

Processing will be aborted.

[Action]

To investigate the cause of the occurrence from the message, and remove cause.

## 2.58.19 16119

---

**could not get home directory for user ID @1@: @2@**

[Description]

An error occurred.

[System Processing]

Processing will be aborted.

[Action]

To investigate the cause of the occurrence from the message, and remove cause.

## 2.58.20 16120

---

**\\@1@: could not change directory to "@2@": @3@**

[Description]

An error occurred.

[System Processing]

Processing will be aborted.



[Action]

To investigate the cause of the occurrence from the message, and remove cause.

## 2.58.21 16121

---

### You are currently not connected to a database.

[Description]

An error occurred.

[System Processing]

Processing will be aborted.

[Action]

To investigate the cause of the occurrence from the message, and remove cause.

## 2.58.22 16122

---

### no query buffer

[Description]

An error occurred.

[System Processing]

Processing will be aborted.

[Action]

To investigate the cause of the occurrence from the message, and remove cause.

## 2.58.23 16123

---

### @1@: invalid encoding name or conversion procedure not found

[Description]

An error occurred.

[System Processing]

Processing will be aborted.

[Action]

To investigate the cause of the occurrence from the message, and remove cause.

## 2.58.24 16124

---

### \\@1@: missing required argument

[Description]

An error occurred.

[System Processing]

Processing will be aborted.

[Action]

To investigate the cause of the occurrence from the message, and remove cause.

## 2.58.25 16125

---

### Passwords didn't match.

[Description]

An error occurred.

[System Processing]

Processing will be aborted.

[Action]

To investigate the cause of the occurrence from the message, and remove cause.

## 2.58.26 16128

---

### out of memory

[Description]

An error occurred.

[System Processing]

Processing will be aborted.

[Action]

To investigate the cause of the occurrence from the message, and remove cause.

## 2.58.27 16129

---

### \\@1@: environment variable name must not contain "="

[Description]

An error occurred.

[System Processing]

Processing will be aborted.

[Action]

To investigate the cause of the occurrence from the message, and remove cause.

## 2.58.28 16130

---

### The server (version @1@) does not support showing function source.

[Description]

An error occurred.

[System Processing]

Processing will be aborted.

[Action]

To investigate the cause of the occurrence from the message, and remove cause.

## 2.58.29 16131

---

---

**function name is required****[Description]**

An error occurred.

**[System Processing]**

Processing will be aborted.

**[Action]**

To investigate the cause of the occurrence from the message, and remove cause.

---

**2.58.30 16132****@1@: @2@****[Description]**

An error occurred.

**[System Processing]**

Processing will be aborted.

**[Action]**

To investigate the cause of the occurrence from the message, and remove cause.

---

**2.58.31 16137****environment variable PSQL\_EDITOR\_LINENUMBER\_ARG must be set to specify a line number****[Description]**

An error occurred.

**[System Processing]**

Processing will be aborted.

**[Action]**

To investigate the cause of the occurrence from the message, and remove cause.

---

**2.58.32 16138****could not start editor "@1@"****[Description]**

An error occurred.

**[System Processing]**

Processing will be aborted.

**[Action]**

To investigate the cause of the occurrence from the message, and remove cause.

---

**2.58.33 16139****could not start /bin/sh**

[Description]

An error occurred.

[System Processing]

Processing will be aborted.

[Action]

To investigate the cause of the occurrence from the message, and remove cause.

## 2.58.34 16140

---

**could not locate temporary directory: @1@**

[Description]

An error occurred.

[System Processing]

Processing will be aborted.

[Action]

To investigate the cause of the occurrence from the message, and remove cause.

## 2.58.35 16141

---

**could not open temporary file "@1@": @2@**

[Description]

An error occurred.

[System Processing]

Processing will be aborted.

[Action]

To investigate the cause of the occurrence from the message, and remove cause.

## 2.58.36 16142

---

**\pset: allowed formats are aligned, asciidoc, csv, html, latex, latex-longtable, troff-ms, unaligned, wrapped**

[Description]

An error occurred.

[System Processing]

Processing will be aborted.

[Action]

To investigate the cause of the occurrence from the message, and remove cause.

## 2.58.37 16143

---

**\pset: allowed line styles are ascii, old-ascii, unicode**

[Description]

An error occurred.

[System Processing]

Processing will be aborted.

[Action]

To investigate the cause of the occurrence from the message, and remove cause.

## 2.58.38 16144

---

**\pset: unknown option: @1@**

[Description]

An error occurred.

[System Processing]

Processing will be aborted.

[Action]

To investigate the cause of the occurrence from the message, and remove cause.

## 2.58.39 16145

---

**\!: failed**

[Description]

An error occurred.

[System Processing]

Processing will be aborted.

[Action]

To investigate the cause of the occurrence from the message, and remove cause.

## 2.58.40 16146

---

**cannot duplicate null pointer (internal error)**

[Description]

An error occurred.

[System Processing]

Processing will be aborted.

[Action]

To investigate the cause of the occurrence from the message, and remove cause.

## 2.58.41 16147

---

**connection to server was lost**

[Description]

An error occurred.

[System Processing]

Processing will be aborted.

[Action]

To investigate the cause of the occurrence from the message, and remove cause.

## 2.58.42 16148

---

**Failed.**

[Description]

Supplementary information was output.

[System Processing]

None.

[Action]

Refer to this message together with the message that was output immediately beforehand.

## 2.58.43 16149

---

**unexpected PQresultStatus: @1@**

[Description]

An error occurred.

[System Processing]

Processing will be aborted.

[Action]

To investigate the cause of the occurrence from the message, and remove cause.

## 2.58.44 16150

---

**The server (version @1@) does not support savepoints for ON\_ERROR\_ROLLBACK.**

[Description]

An error occurred.

[System Processing]

Processing will be aborted.

[Action]

To investigate the cause of the occurrence from the message, and remove cause.

## 2.58.45 16151

---

**unexpected transaction status (@1@)**

[Description]

An error occurred.

[System Processing]

Processing will be aborted.

[Action]

To investigate the cause of the occurrence from the message, and remove cause.

## 2.58.46 16152

---

### **\\copy: arguments required**

[Description]

An error occurred.

[System Processing]

Processing will be aborted.

[Action]

To investigate the cause of the occurrence from the message, and remove cause.

## 2.58.47 16153

---

### **\\copy: parse error at "@1@"**

[Description]

An error occurred.

[System Processing]

Processing will be aborted.

[Action]

To investigate the cause of the occurrence from the message, and remove cause.

## 2.58.48 16154

---

### **\\copy: parse error at end of line**

[Description]

An error occurred.

[System Processing]

Processing will be aborted.

[Action]

To investigate the cause of the occurrence from the message, and remove cause.

## 2.58.49 16155

---

### **@1@: cannot copy from/to a directory**

[Description]

An error occurred.

[System Processing]

Processing will be aborted.

[Action]

To investigate the cause of the occurrence from the message, and remove cause.

## 2.58.50 16156

---

**could not write COPY data: @1@**

[Description]

An error occurred.

[System Processing]

Processing will be aborted.

[Action]

To investigate the cause of the occurrence from the message, and remove cause.

## 2.58.51 16158

---

**Enter data to be copied followed by a newline.End with a backslash and a period on a line by itself, or an EOF signal.**

[Description]

An error occurred.

[System Processing]

Processing will be aborted.

[Action]

To investigate the cause of the occurrence from the message, and remove cause.

## 2.58.52 16159

---

**aborted because of read failure**

[Description]

An error occurred.

[System Processing]

Processing will be aborted.

[Action]

To investigate the cause of the occurrence from the message, and remove cause.

## 2.58.53 16160

---

**The server (version @1@) does not support tablespaces.**

[Description]

An error occurred.

[System Processing]

Processing will be aborted.

[Action]

To investigate the cause of the occurrence from the message, and remove cause.



## 2.58.54 16161

---

### **\ddf only takes [antwS+] as options**

[Description]

An error occurred.

[System Processing]

Processing will be aborted.

[Action]

To investigate the cause of the occurrence from the message, and remove cause.

## 2.58.55 16162

---

### **\ddf does not take a "w" option with server version @1@**

[Description]

An error occurred.

[System Processing]

Processing will be aborted.

[Action]

To investigate the cause of the occurrence from the message, and remove cause.

## 2.58.56 16163

---

### **The server (version @1@) does not support altering default privileges.**

[Description]

An error occurred.

[System Processing]

Processing will be aborted.

[Action]

To investigate the cause of the occurrence from the message, and remove cause.

## 2.58.57 16164

---

### **Did not find any relation named "@1@".**

[Description]

An error occurred.

[System Processing]

Processing will be aborted.

[Action]

To investigate the cause of the occurrence from the message, and remove cause.

## 2.58.58 16165

---

---

**Did not find any relation with OID @1@.**

[Description]

An error occurred.

[System Processing]

Processing will be aborted.

[Action]

To investigate the cause of the occurrence from the message, and remove cause.

---

**2.58.59 16166**

---

**The server (version @1@) does not support per-database role settings.**

[Description]

An error occurred.

[System Processing]

Processing will be aborted.

[Action]

To investigate the cause of the occurrence from the message, and remove cause.

---

**2.58.60 16167**

---

**Did not find any settings for role "@1@".**

[Description]

An error occurred.

[System Processing]

Processing will be aborted.

[Action]

To investigate the cause of the occurrence from the message, and remove cause.

---

**2.58.61 16168**

---

**Did not find any settings.**

[Description]

An error occurred.

[System Processing]

Processing will be aborted.

[Action]

To investigate the cause of the occurrence from the message, and remove cause.

---

**2.58.62 16169**

---

**Did not find any relation named "@1@".**

[Description]

An error occurred.

[System Processing]

Processing will be aborted.

[Action]

To investigate the cause of the occurrence from the message, and remove cause.

## 2.58.63 16170

---

**Did not find any relations.**

[Description]

An error occurred.

[System Processing]

Processing will be aborted.

[Action]

To investigate the cause of the occurrence from the message, and remove cause.

## 2.58.64 16171

---

**The server (version @1@) does not support collations.**

[Description]

An error occurred.

[System Processing]

Processing will be aborted.

[Action]

To investigate the cause of the occurrence from the message, and remove cause.

## 2.58.65 16172

---

**The server (version @1@) does not support full text search.**

[Description]

An error occurred.

[System Processing]

Processing will be aborted.

[Action]

To investigate the cause of the occurrence from the message, and remove cause.

## 2.58.66 16173

---

**Did not find any text search configuration named "@1@".**

[Description]

An error occurred.

[System Processing]

Processing will be aborted.

[Action]

To investigate the cause of the occurrence from the message, and remove cause.

---

## 2.58.67 16174

---

**The server (version @1 @) does not support foreign-data wrappers.**

[Description]

An error occurred.

[System Processing]

Processing will be aborted.

[Action]

To investigate the cause of the occurrence from the message, and remove cause.

---

## 2.58.68 16175

---

**The server (version @1 @) does not support foreign servers.**

[Description]

An error occurred.

[System Processing]

Processing will be aborted.

[Action]

To investigate the cause of the occurrence from the message, and remove cause.

---

## 2.58.69 16176

---

**The server (version @1 @) does not support user mappings.**

[Description]

An error occurred.

[System Processing]

Processing will be aborted.

[Action]

To investigate the cause of the occurrence from the message, and remove cause.

---

## 2.58.70 16177

---

**The server (version @1 @) does not support foreign tables.**

[Description]

An error occurred.

[System Processing]

Processing will be aborted.

[Action]

To investigate the cause of the occurrence from the message, and remove cause.

## 2.58.71 16178

---

### The server (version @1@) does not support extensions.

[Description]

An error occurred.

[System Processing]

Processing will be aborted.

[Action]

To investigate the cause of the occurrence from the message, and remove cause.

## 2.58.72 16179

---

### Did not find any extension named "@1@".

[Description]

An error occurred.

[System Processing]

Processing will be aborted.

[Action]

To investigate the cause of the occurrence from the message, and remove cause.

## 2.58.73 16180

---

### Did not find any extensions.

[Description]

An error occurred.

[System Processing]

Processing will be aborted.

[Action]

To investigate the cause of the occurrence from the message, and remove cause.

## 2.58.74 16181

---

### user name lookup failure: error code @1@

[Description]

An error occurred.

[System Processing]

Processing will be aborted.

[Action]

To investigate the cause of the occurrence from the message, and remove cause.

## 2.58.75 16182

---

**could not read from input file: @1@**

[Description]

An error occurred.

[System Processing]

Processing will be aborted.

[Action]

To investigate the cause of the occurrence from the message, and remove cause.

## 2.58.76 16183

---

**could not save history to file "@1@": @2@**

[Description]

An error occurred.

[System Processing]

Processing will be aborted.

[Action]

To investigate the cause of the occurrence from the message, and remove cause.

## 2.58.77 16184

---

**history is not supported by this installation**

[Description]

An error occurred.

[System Processing]

Processing will be aborted.

[Action]

To investigate the cause of the occurrence from the message, and remove cause.

## 2.58.78 16185

---

**@1@: not connected to a database**

[Description]

An error occurred.

[System Processing]

Processing will be aborted.

[Action]

To investigate the cause of the occurrence from the message, and remove cause.

## 2.58.79 16186

---

---

**@1@: current transaction is aborted****[Description]**

An error occurred.

**[System Processing]**

Processing will be aborted.

**[Action]**

To investigate the cause of the occurrence from the message, and remove cause.

---

**2.58.80 16187**

---

**@1@: unknown transaction status****[Description]**

An error occurred.

**[System Processing]**

Processing will be aborted.

**[Action]**

To investigate the cause of the occurrence from the message, and remove cause.

---

**2.58.81 16188**

---

**Cannot add header to table content: column count of @1@ exceeded.****[Description]**

An error occurred.

**[System Processing]**

Processing will be aborted.

**[Action]**

To investigate the cause of the occurrence from the message, and remove cause.

---

**2.58.82 16189**

---

**Cannot add cell to table content: total cell count of @1@ exceeded.****[Description]**

An error occurred.

**[System Processing]**

Processing will be aborted.

**[Action]**

To investigate the cause of the occurrence from the message, and remove cause.

---

**2.58.83 16190**

---

**invalid output format (internal error): @1@**

[Description]

An error occurred.

[System Processing]

Processing will be aborted.

[Action]

To investigate the cause of the occurrence from the message, and remove cause.

## 2.58.84 16191

---

### skipping recursive expansion of variable "@1@"

[Description]

An error occurred.

[System Processing]

Processing will be aborted.

[Action]

To investigate the cause of the occurrence from the message, and remove cause.

## 2.58.85 16192

---

### unterminated quoted string

[Description]

An error occurred.

[System Processing]

Processing will be aborted.

[Action]

To investigate the cause of the occurrence from the message, and remove cause.

## 2.58.86 16193

---

### @1@: out of memory

[Description]

There was insufficient free space in the server's memory during execution of the application.

[System Processing]

Processing will be aborted.

[Action]

Estimate memory usage and take the following action:

- If the number of simultaneous connections from client applications is high, reduce it.
- If the number of simultaneous SQL executions is high, reduce it.

## 2.58.87 16194

---

### cannot escape without active connection



[Description]

An error occurred.

[System Processing]

Processing will be aborted.

[Action]

To investigate the cause of the occurrence from the message, and remove cause.

## 2.58.88 16195

---

### could not open log file "@1@": @2@

[Description]

An error occurred.

[System Processing]

Processing will be aborted.

[Action]

To investigate the cause of the occurrence from the message, and remove cause.

## 2.58.89 16196

---

### could not set printing parameter "@1@"

[Description]

An error occurred.

[System Processing]

Processing will be aborted.

[Action]

To investigate the cause of the occurrence from the message, and remove cause.

## 2.58.90 16197

---

### \\@1@: could not read value for variable

[Description]

An error occurred.

[System Processing]

Processing will be aborted.

[Action]

To investigate the cause of the occurrence from the message, and remove cause.

## 2.58.91 16199

---

### extra command-line argument "@1@" ignored

[Description]

An error occurred.

[System Processing]

Processing will be aborted.

[Action]

To investigate the cause of the occurrence from the message, and remove cause.

---

## 2.59 Message Numbers Beginning with 16200

---

### 2.59.1 16200

---

**tab completion query failed: @1@Query was:@2@**

[Description]

An error occurred.

[System Processing]

Processing will be aborted.

[Action]

To investigate the cause of the occurrence from the message, and remove cause.

---

### 2.59.2 16201

---

**unrecognized value "@1@" for "@2@" Available values are: @3@.**

[Description]

An error occurred.

[System Processing]

Processing will be aborted.

[Action]

To investigate the cause of the occurrence from the message, and remove cause.

---

### 2.59.3 16202

---

**Try "@1@ --help" for more information.**

[Description]

An error occurred.

[System Processing]

Processing will be aborted.

[Action]

To investigate the cause of the occurrence from the message, and remove cause.

---

### 2.59.4 16203

---

**too many command-line arguments (first is "@1@")**

[Description]

An error occurred.

[System Processing]

Processing will be aborted.

[Action]

To investigate the cause of the occurrence from the message, and remove cause.

## 2.59.5 16204

---

**cannot cluster all databases and a specific one at the same time**

[Description]

An error occurred.

[System Processing]

Processing will be aborted.

[Action]

To investigate the cause of the occurrence from the message, and remove cause.

## 2.59.6 16205

---

**cannot cluster specific table(s) in all databases**

[Description]

An error occurred.

[System Processing]

Processing will be aborted.

[Action]

To investigate the cause of the occurrence from the message, and remove cause.

## 2.59.7 16206

---

**clustering of table "@1@" in database "@2@" failed: @3@**

[Description]

An error occurred.

[System Processing]

Processing will be aborted.

[Action]

To investigate the cause of the occurrence from the message, and remove cause.

## 2.59.8 16207

---

**clustering of database "@1@" failed: @2@**

[Description]

An error occurred.

[System Processing]

Processing will be aborted.

[Action]

To investigate the cause of the occurrence from the message, and remove cause.

## 2.59.9 16208

---

### @1@: clustering database "@2@"

[Description]

An error occurred.

[System Processing]

Processing will be aborted.

[Action]

To investigate the cause of the occurrence from the message, and remove cause.

## 2.59.10 16213

---

### could not connect to database @1@: @2@

[Description]

An error occurred.

[System Processing]

Processing will be aborted.

[Action]

To investigate the cause of the occurrence from the message, and remove cause.

## 2.59.11 16214

---

### query failed: @1@

[Description]

An error occurred.

[System Processing]

Processing will be aborted.

[Action]

To investigate the cause of the occurrence from the message, and remove cause.

## 2.59.12 16215

---

### cannot duplicate null pointer (internal error)

[Description]

An error occurred.

[System Processing]

Processing will be aborted.

[Action]

To investigate the cause of the occurrence from the message, and remove cause.

## 2.59.13 16216

---

### out of memory

#### [Description]

There was insufficient free space in the server's memory during execution of the application.

#### [System Processing]

Processing will be aborted.

#### [Action]

Estimate memory usage and take the following action:

- If the number of simultaneous connections from client applications is high, reduce it.
- If the number of simultaneous SQL executions is high, reduce it.

## 2.59.14 16217

---

### Cancel request sent

#### [Description]

An error occurred.

#### [System Processing]

Processing will be aborted.

#### [Action]

To investigate the cause of the occurrence from the message, and remove cause.

## 2.59.15 16218

---

### Could not send cancel request:

#### [Description]

An error occurred.

#### [System Processing]

Processing will be aborted.

#### [Action]

To investigate the cause of the occurrence from the message, and remove cause.

## 2.59.16 16219

---

### only one of --locale and --lc-ctype can be specified

#### [Description]

An error occurred.

#### [System Processing]

Processing will be aborted.

#### [Action]

To investigate the cause of the occurrence from the message, and remove cause.

## 2.59.17 16220

---

**only one of --locale and --lc-collate can be specified**

[Description]

An error occurred.

[System Processing]

Processing will be aborted.

[Action]

To investigate the cause of the occurrence from the message, and remove cause.

## 2.59.18 16221

---

**"@1@" is not a valid encoding name**

[Description]

An error occurred.

[System Processing]

Processing will be aborted.

[Action]

To investigate the cause of the occurrence from the message, and remove cause.

## 2.59.19 16222

---

**database creation failed: @1@**

[Description]

An error occurred.

[System Processing]

Processing will be aborted.

[Action]

To investigate the cause of the occurrence from the message, and remove cause.

## 2.59.20 16223

---

**comment creation failed (database was created): @1@**

[Description]

An error occurred.

[System Processing]

Processing will be aborted.

[Action]

To investigate the cause of the occurrence from the message, and remove cause.

## 2.59.21 16228

---

---

### Passwords didn't match.

[Description]

An error occurred.

[System Processing]

Processing will be aborted.

[Action]

To investigate the cause of the occurrence from the message, and remove cause.

---

## 2.59.22 16229

---

### password encryption failed: @1@

[Description]

An error occurred.

[System Processing]

Processing will be aborted.

[Action]

To investigate the cause of the occurrence from the message, and remove cause.

---

## 2.59.23 16230

---

### creation of new role failed: @1@

[Description]

An error occurred.

[System Processing]

Processing will be aborted.

[Action]

To investigate the cause of the occurrence from the message, and remove cause.

---

## 2.59.24 16231

---

### missing required argument database name

[Description]

An error occurred.

[System Processing]

Processing will be aborted.

[Action]

To investigate the cause of the occurrence from the message, and remove cause.

---

## 2.59.25 16232

---

### Database "@1@" will be permanently removed.

[Description]

An error occurred.

[System Processing]

Processing will be aborted.

[Action]

To investigate the cause of the occurrence from the message, and remove cause.

## 2.59.26 16233

---

### database removal failed: @1@

[Description]

An error occurred.

[System Processing]

Processing will be aborted.

[Action]

To investigate the cause of the occurrence from the message, and remove cause.

## 2.59.27 16236

---

### missing required argument role name

[Description]

An error occurred.

[System Processing]

Processing will be aborted.

[Action]

To investigate the cause of the occurrence from the message, and remove cause.

## 2.59.28 16237

---

### Role "@1@" will be permanently removed.

[Description]

An error occurred.

[System Processing]

Processing will be aborted.

[Action]

To investigate the cause of the occurrence from the message, and remove cause.

## 2.59.29 16238

---

### removal of role "@1@" failed: @2@

[Description]

An error occurred.



[System Processing]

Processing will be aborted.

[Action]

To investigate the cause of the occurrence from the message, and remove cause.

## 2.59.30 16239

---

**cannot reindex all databases and a specific one at the same time**

[Description]

An error occurred.

[System Processing]

Processing will be aborted.

[Action]

To investigate the cause of the occurrence from the message, and remove cause.

## 2.59.31 16240

---

**cannot reindex all databases and system catalogs at the same time**

[Description]

An error occurred.

[System Processing]

Processing will be aborted.

[Action]

To investigate the cause of the occurrence from the message, and remove cause.

## 2.59.32 16241

---

**cannot reindex specific table(s) in all databases**

[Description]

An error occurred.

[System Processing]

Processing will be aborted.

[Action]

To investigate the cause of the occurrence from the message, and remove cause.

## 2.59.33 16242

---

**cannot reindex specific index(es) in all databases**

[Description]

An error occurred.

[System Processing]

Processing will be aborted.

[Action]

To investigate the cause of the occurrence from the message, and remove cause.

## 2.59.34 16243

---

### cannot reindex specific table(s) and system catalogs at the same time

[Description]

An error occurred.

[System Processing]

Processing will be aborted.

[Action]

To investigate the cause of the occurrence from the message, and remove cause.

## 2.59.35 16244

---

### cannot reindex specific index(es) and system catalogs at the same time

[Description]

An error occurred.

[System Processing]

Processing will be aborted.

[Action]

To investigate the cause of the occurrence from the message, and remove cause.

## 2.59.36 16245

---

### reindexing of table "@1@" in database "@2@" failed: @3@

[Description]

An error occurred.

[System Processing]

Processing will be aborted.

[Action]

To investigate the cause of the occurrence from the message, and remove cause.

## 2.59.37 16246

---

### reindexing of index "@1@" in database "@2@" failed: @3@

[Description]

An error occurred.

[System Processing]

Processing will be aborted.

[Action]

To investigate the cause of the occurrence from the message, and remove cause.

## 2.59.38 16247

---

### reindexing of database "@1@" failed: @2@

[Description]

An error occurred.

[System Processing]

Processing will be aborted.

[Action]

To investigate the cause of the occurrence from the message, and remove cause.

## 2.59.39 16248

---

### @1@: reindexing database "@2@"

[Description]

An error occurred.

[System Processing]

Processing will be aborted.

[Action]

To investigate the cause of the occurrence from the message, and remove cause.

## 2.59.40 16250

---

### cannot use the "@1@" option when performing only analyze

[Description]

An error occurred.

[System Processing]

Processing will be aborted.

[Action]

To investigate the cause of the occurrence from the message, and remove cause.

## 2.59.41 16252

---

### cannot vacuum all databases and a specific one at the same time

[Description]

An error occurred.

[System Processing]

Processing will be aborted.

[Action]

To investigate the cause of the occurrence from the message, and remove cause.

## 2.59.42 16253

---

---

### cannot vacuum specific table(s) in all databases

[Description]

An error occurred.

[System Processing]

Processing will be aborted.

[Action]

To investigate the cause of the occurrence from the message, and remove cause.

---

## 2.59.43 16254

---

### vacuuming of table "@1@" in database "@2@" failed: @3@

[Description]

An error occurred.

[System Processing]

Processing will be aborted.

[Action]

To investigate the cause of the occurrence from the message, and remove cause.

---

## 2.59.44 16255

---

### vacuuming of database "@1@" failed: @2@

[Description]

An error occurred.

[System Processing]

Processing will be aborted.

[Action]

To investigate the cause of the occurrence from the message, and remove cause.

---

## 2.59.45 16256

---

### SQL error: @1@

[Description]

An error occurred.

[System Processing]

Processing will be aborted.

[Action]

To investigate the cause of the occurrence from the message, and remove cause.

---

## 2.59.46 16257

---

### variable "@1@" must have a numeric type

[Description]

An error occurred.

[System Processing]

Processing will be aborted.

[Action]

To investigate the cause of the occurrence from the message, and remove cause.

---

## 2.59.47 16258

---

### descriptor "@1@" does not exist

[Description]

An error occurred.

[System Processing]

Processing will be aborted.

[Action]

To investigate the cause of the occurrence from the message, and remove cause.

---

## 2.59.48 16259

---

### descriptor header item "@1@" does not exist

[Description]

An error occurred.

[System Processing]

Processing will be aborted.

[Action]

To investigate the cause of the occurrence from the message, and remove cause.

---

## 2.59.49 16260

---

### nullable is always 1

[Description]

An error occurred.

[System Processing]

Processing will be aborted.

[Action]

To investigate the cause of the occurrence from the message, and remove cause.

---

## 2.59.50 16261

---

### key\_member is always 0

[Description]

An error occurred.

[System Processing]

Processing will be aborted.

[Action]

To investigate the cause of the occurrence from the message, and remove cause.

## 2.59.51 16262

---

**descriptor item "@1@" is not implemented**

[Description]

An error occurred.

[System Processing]

Processing will be aborted.

[Action]

To investigate the cause of the occurrence from the message, and remove cause.

## 2.59.52 16263

---

**descriptor item "@1@" cannot be set**

[Description]

An error occurred.

[System Processing]

Processing will be aborted.

[Action]

To investigate the cause of the occurrence from the message, and remove cause.

## 2.59.53 16264

---

**@1@: could not open file "@2@": @3@**

[Description]

An error occurred.

[System Processing]

Processing will be aborted.

[Action]

To investigate the cause of the occurrence from the message, and remove cause.

## 2.59.54 16265

---

**Try "@1@ --help" for more information.**

[Description]

An error occurred.

[System Processing]

Processing will be aborted.

[Action]

To investigate the cause of the occurrence from the message, and remove cause.

## 2.59.55 16266

---

**@1@: parser debug support (-d) not available**

[Description]

An error occurred.

[System Processing]

Processing will be aborted.

[Action]

To investigate the cause of the occurrence from the message, and remove cause.

## 2.59.56 16268

---

**@1@: no input files specified**

[Description]

An error occurred.

[System Processing]

Processing will be aborted.

[Action]

To investigate the cause of the occurrence from the message, and remove cause.

## 2.59.57 16269

---

**cursor "@1@" has been declared but not opened**

[Description]

An error occurred.

[System Processing]

Processing will be aborted.

[Action]

To investigate the cause of the occurrence from the message, and remove cause.

## 2.59.58 16270

---

**could not remove output file "@1@"**

[Description]

An error occurred.

[System Processing]

Processing will be aborted.

[Action]

To investigate the cause of the occurrence from the message, and remove cause.

## 2.59.59 16272

---

### invalid bit string literal

[Description]

An error occurred.

[System Processing]

Processing will be aborted.

[Action]

To investigate the cause of the occurrence from the message, and remove cause.

## 2.59.60 16273

---

### unterminated bit string literal

[Description]

An error occurred.

[System Processing]

Processing will be aborted.

[Action]

To investigate the cause of the occurrence from the message, and remove cause.

## 2.59.61 16274

---

### unterminated hexadecimal string literal

[Description]

An error occurred.

[System Processing]

Processing will be aborted.

[Action]

To investigate the cause of the occurrence from the message, and remove cause.

## 2.59.62 16275

---

### unterminated quoted string

[Description]

An error occurred.

[System Processing]

Processing will be aborted.

[Action]

To investigate the cause of the occurrence from the message, and remove cause.

## 2.59.63 16276

---



---

### zero-length delimited identifier

[Description]

An error occurred.

[System Processing]

Processing will be aborted.

[Action]

To investigate the cause of the occurrence from the message, and remove cause.

---

## 2.59.64 16277

---

### unterminated quoted identifier

[Description]

An error occurred.

[System Processing]

Processing will be aborted.

[Action]

To investigate the cause of the occurrence from the message, and remove cause.

---

## 2.59.65 16278

---

### missing identifier in EXEC SQL UNDEF command

[Description]

An error occurred.

[System Processing]

Processing will be aborted.

[Action]

To investigate the cause of the occurrence from the message, and remove cause.

---

## 2.59.66 16279

---

### missing matching "EXEC SQL IFDEF" / "EXEC SQL IFNDEF"

[Description]

An error occurred.

[System Processing]

Processing will be aborted.

[Action]

To investigate the cause of the occurrence from the message, and remove cause.

---

## 2.59.67 16280

---

### missing "EXEC SQL ENDIF;"

[Description]

An error occurred.

[System Processing]

Processing will be aborted.

[Action]

To investigate the cause of the occurrence from the message, and remove cause.

## 2.59.68 16281

---

### more than one EXEC SQL ELSE

[Description]

An error occurred.

[System Processing]

Processing will be aborted.

[Action]

To investigate the cause of the occurrence from the message, and remove cause.

## 2.59.69 16282

---

### unmatched EXEC SQL ENDIF

[Description]

An error occurred.

[System Processing]

Processing will be aborted.

[Action]

To investigate the cause of the occurrence from the message, and remove cause.

## 2.59.70 16283

---

### too many nested EXEC SQL IFDEF conditions

[Description]

An error occurred.

[System Processing]

Processing will be aborted.

[Action]

To investigate the cause of the occurrence from the message, and remove cause.

## 2.59.71 16284

---

### missing identifier in EXEC SQL IFDEF command

[Description]

An error occurred.

[System Processing]

Processing will be aborted.

[Action]

To investigate the cause of the occurrence from the message, and remove cause.

---

## 2.59.72 16285

---

### missing identifier in EXEC SQL DEFINE command

[Description]

An error occurred.

[System Processing]

Processing will be aborted.

[Action]

To investigate the cause of the occurrence from the message, and remove cause.

---

## 2.59.73 16286

---

### syntax error in EXEC SQL INCLUDE command

[Description]

An error occurred.

[System Processing]

Processing will be aborted.

[Action]

To investigate the cause of the occurrence from the message, and remove cause.

---

## 2.59.74 16287

---

### internal error: unreachable state; If the cause of errors cannot be found, contact the Fujitsu Systems Engineer (SE).

[Description]

An error occurred.

[System Processing]

Processing will be aborted.

[Action]

To investigate the cause of the occurrence from the message, and remove cause. If the cause of errors cannot be found, contact the Fujitsu Systems Engineer (SE).

---

## 2.59.75 16288

---

### Error: include path "@1@/@2@" is too long on line @3@, skipping

[Description]

An error occurred.

[System Processing]

Processing will be aborted.

[Action]

To investigate the cause of the occurrence from the message, and remove cause.

## 2.59.76 16289

---

**could not open include file "@1@" on line @2@**

[Description]

An error occurred.

[System Processing]

Processing will be aborted.

[Action]

To investigate the cause of the occurrence from the message, and remove cause.

## 2.59.77 16290

---

**cursor "@1@" does not exist**

[Description]

An error occurred.

[System Processing]

Processing will be aborted.

[Action]

To investigate the cause of the occurrence from the message, and remove cause.

## 2.59.78 16291

---

**initializer not allowed in type definition**

[Description]

An error occurred.

[System Processing]

Processing will be aborted.

[Action]

To investigate the cause of the occurrence from the message, and remove cause.

## 2.59.79 16292

---

**type name "string" is reserved in Informix mode**

[Description]

An error occurred.

[System Processing]

Processing will be aborted.

[Action]

To investigate the cause of the occurrence from the message, and remove cause.

## 2.59.80 16293

---

**type "@1@" is already defined**

[Description]

An error occurred.

[System Processing]

Processing will be aborted.

[Action]

To investigate the cause of the occurrence from the message, and remove cause.

## 2.59.81 16294

---

**multidimensional arrays for simple data types are not supported**

[Description]

An error occurred.

[System Processing]

Processing will be aborted.

[Action]

To investigate the cause of the occurrence from the message, and remove cause.

## 2.59.82 16295

---

**AT option not allowed in CLOSE DATABASE statement**

[Description]

An error occurred.

[System Processing]

Processing will be aborted.

[Action]

To investigate the cause of the occurrence from the message, and remove cause.

## 2.59.83 16296

---

**AT option not allowed in CONNECT statement**

[Description]

An error occurred.

[System Processing]

Processing will be aborted.

[Action]

To investigate the cause of the occurrence from the message, and remove cause.

## 2.59.84 16297

---

### AT option not allowed in DISCONNECT statement

[Description]

An error occurred.

[System Processing]

Processing will be aborted.

[Action]

To investigate the cause of the occurrence from the message, and remove cause.

## 2.59.85 16298

---

### AT option not allowed in SET CONNECTION statement

[Description]

An error occurred.

[System Processing]

Processing will be aborted.

[Action]

To investigate the cause of the occurrence from the message, and remove cause.

## 2.59.86 16299

---

### AT option not allowed in TYPE statement

[Description]

An error occurred.

[System Processing]

Processing will be aborted.

[Action]

To investigate the cause of the occurrence from the message, and remove cause.

## 2.60 Message Numbers Beginning with 16300

---

### 2.60.1 16300

---

#### AT option not allowed in VAR statement

[Description]

An error occurred.

[System Processing]

Processing will be aborted.

[Action]

To investigate the cause of the occurrence from the message, and remove cause.

## 2.60.2 16301

---

### AT option not allowed in WHENEVER statement

[Description]

An error occurred.

[System Processing]

Processing will be aborted.

[Action]

To investigate the cause of the occurrence from the message, and remove cause.

## 2.60.3 16302

---

### unsupported feature will be passed to server

[Description]

An error occurred.

[System Processing]

Processing will be aborted.

[Action]

To investigate the cause of the occurrence from the message, and remove cause.

## 2.60.4 16303

---

### SHOW ALL is not implemented

[Description]

An error occurred.

[System Processing]

Processing will be aborted.

[Action]

To investigate the cause of the occurrence from the message, and remove cause.

## 2.60.5 16304

---

### COPY FROM STDIN is not implemented

[Description]

An error occurred.

[System Processing]

Processing will be aborted.

[Action]

To investigate the cause of the occurrence from the message, and remove cause.

## 2.60.6 16308

---

---

### using variable "@1@" in different declare statements is not supported

[Description]

An error occurred.

[System Processing]

Processing will be aborted.

[Action]

To investigate the cause of the occurrence from the message, and remove cause.

---

## 2.60.7 16309

---

### cursor "@1@" is already defined

[Description]

An error occurred.

[System Processing]

Processing will be aborted.

[Action]

To investigate the cause of the occurrence from the message, and remove cause.

---

## 2.60.8 16310

---

### no longer supported LIMIT #,# syntax passed to server

[Description]

An error occurred.

[System Processing]

Processing will be aborted.

[Action]

To investigate the cause of the occurrence from the message, and remove cause.

---

## 2.60.9 16311

---

### subquery in FROM must have an alias

[Description]

An error occurred.

[System Processing]

Processing will be aborted.

[Action]

To investigate the cause of the occurrence from the message, and remove cause.

---

## 2.60.10 16312

---

### CREATE TABLE AS cannot specify INTO



[Description]

An error occurred.

[System Processing]

Processing will be aborted.

[Action]

To investigate the cause of the occurrence from the message, and remove cause.

## 2.60.11 16313

---

**expected "@", found "@1@"**

[Description]

An error occurred.

[System Processing]

Processing will be aborted.

[Action]

To investigate the cause of the occurrence from the message, and remove cause.

## 2.60.12 16314

---

**only protocols "tcp" and "unix" and database type "postgresql" are supported**

[Description]

An error occurred.

[System Processing]

Processing will be aborted.

[Action]

To investigate the cause of the occurrence from the message, and remove cause.

## 2.60.13 16315

---

**expected "://", found "@1@"**

[Description]

An error occurred.

[System Processing]

Processing will be aborted.

[Action]

To investigate the cause of the occurrence from the message, and remove cause.

## 2.60.14 16316

---

**Unix-domain sockets only work on "localhost" but not on "@1@"**

[Description]

An error occurred.

[System Processing]

Processing will be aborted.

[Action]

To investigate the cause of the occurrence from the message, and remove cause.

## 2.60.15 16317

---

**expected "postgresql", found "@1@"**

[Description]

An error occurred.

[System Processing]

Processing will be aborted.

[Action]

To investigate the cause of the occurrence from the message, and remove cause.

## 2.60.16 16318

---

**invalid connection type: @1@**

[Description]

An error occurred.

[System Processing]

Processing will be aborted.

[Action]

To investigate the cause of the occurrence from the message, and remove cause.

## 2.60.17 16319

---

**expected "@" or "://", found "@1@"**

[Description]

An error occurred.

[System Processing]

Processing will be aborted.

[Action]

To investigate the cause of the occurrence from the message, and remove cause.

## 2.60.18 16320

---

**invalid data type**

[Description]

An error occurred.

[System Processing]

Processing will be aborted.

[Action]

To investigate the cause of the occurrence from the message, and remove cause.

## 2.60.19 16321

---

### incomplete statement

[Description]

An error occurred.

[System Processing]

Processing will be aborted.

[Action]

To investigate the cause of the occurrence from the message, and remove cause.

## 2.60.20 16322

---

### unrecognized token "@1@"

[Description]

An error occurred.

[System Processing]

Processing will be aborted.

[Action]

To investigate the cause of the occurrence from the message, and remove cause.

## 2.60.21 16323

---

### only data types numeric and decimal have precision/scale argument

[Description]

An error occurred.

[System Processing]

Processing will be aborted.

[Action]

To investigate the cause of the occurrence from the message, and remove cause.

## 2.60.22 16324

---

### interval specification not allowed here

[Description]

An error occurred.

[System Processing]

Processing will be aborted.

[Action]

To investigate the cause of the occurrence from the message, and remove cause.

## 2.60.23 16325

---

### too many levels in nested structure/union definition

[Description]

An error occurred.

[System Processing]

Processing will be aborted.

[Action]

To investigate the cause of the occurrence from the message, and remove cause.

## 2.60.24 16326

---

### pointers to varchar are not implemented

[Description]

An error occurred.

[System Processing]

Processing will be aborted.

[Action]

To investigate the cause of the occurrence from the message, and remove cause.

## 2.60.25 16327

---

### using unsupported DESCRIBE statement

[Description]

An error occurred.

[System Processing]

Processing will be aborted.

[Action]

To investigate the cause of the occurrence from the message, and remove cause.

## 2.60.26 16328

---

### initializer not allowed in EXEC SQL VAR command

[Description]

An error occurred.

[System Processing]

Processing will be aborted.

[Action]

To investigate the cause of the occurrence from the message, and remove cause.

## 2.60.27 16329

---

---

### arrays of indicators are not allowed on input

[Description]

An error occurred.

[System Processing]

Processing will be aborted.

[Action]

To investigate the cause of the occurrence from the message, and remove cause.

---

## 2.60.28 16330

---

### @1@ at or near "@2@"

[Description]

An error occurred.

[System Processing]

Processing will be aborted.

[Action]

To investigate the cause of the occurrence from the message, and remove cause.

---

## 2.60.29 16331

---

### out of memory

[Description]

There was insufficient free space in the server's memory during execution of the application.

[System Processing]

Processing will be aborted.

[Action]

Estimate memory usage and take the following action:

- If the number of simultaneous connections from client applications is high, reduce it.
- If the number of simultaneous SQL executions is high, reduce it.

---

## 2.60.30 16332

---

### unrecognized variable type code @1@

[Description]

An error occurred.

[System Processing]

Processing will be aborted.

[Action]

To investigate the cause of the occurrence from the message, and remove cause.

## 2.60.31 16333

---

**variable "@1@" is hidden by a local variable of a different type**

[Description]

An error occurred.

[System Processing]

Processing will be aborted.

[Action]

To investigate the cause of the occurrence from the message, and remove cause.

## 2.60.32 16334

---

**variable "@1@" is hidden by a local variable**

[Description]

An error occurred.

[System Processing]

Processing will be aborted.

[Action]

To investigate the cause of the occurrence from the message, and remove cause.

## 2.60.33 16335

---

**indicator variable "@1@" is hidden by a local variable of a different type**

[Description]

An error occurred.

[System Processing]

Processing will be aborted.

[Action]

To investigate the cause of the occurrence from the message, and remove cause.

## 2.60.34 16336

---

**indicator variable "@1@" is hidden by a local variable**

[Description]

An error occurred.

[System Processing]

Processing will be aborted.

[Action]

To investigate the cause of the occurrence from the message, and remove cause.

## 2.60.35 16337

---

---

### indicator for array/pointer has to be array/pointer

[Description]

An error occurred.

[System Processing]

Processing will be aborted.

[Action]

To investigate the cause of the occurrence from the message, and remove cause.

---

## 2.60.36 16338

---

### nested arrays are not supported (except strings)

[Description]

An error occurred.

[System Processing]

Processing will be aborted.

[Action]

To investigate the cause of the occurrence from the message, and remove cause.

---

## 2.60.37 16339

---

### indicator for struct has to be a struct

[Description]

An error occurred.

[System Processing]

Processing will be aborted.

[Action]

To investigate the cause of the occurrence from the message, and remove cause.

---

## 2.60.38 16340

---

### indicator for simple data type has to be simple

[Description]

An error occurred.

[System Processing]

Processing will be aborted.

[Action]

To investigate the cause of the occurrence from the message, and remove cause.

---

## 2.60.39 16341

---

### unrecognized descriptor item code @1@

[Description]

An error occurred.

[System Processing]

Processing will be aborted.

[Action]

To investigate the cause of the occurrence from the message, and remove cause.

## 2.60.40 16342

---

### incorrectly formed variable "@1@"

[Description]

An error occurred.

[System Processing]

Processing will be aborted.

[Action]

To investigate the cause of the occurrence from the message, and remove cause.

## 2.60.41 16343

---

### variable "@1@" is not a pointer

[Description]

An error occurred.

[System Processing]

Processing will be aborted.

[Action]

To investigate the cause of the occurrence from the message, and remove cause.

## 2.60.42 16344

---

### variable "@1@" is not a pointer to a structure or a union

[Description]

An error occurred.

[System Processing]

Processing will be aborted.

[Action]

To investigate the cause of the occurrence from the message, and remove cause.

## 2.60.43 16345

---

### variable "@1@" is neither a structure nor a union

[Description]

An error occurred.



[System Processing]

Processing will be aborted.

[Action]

To investigate the cause of the occurrence from the message, and remove cause.

## 2.60.44 16346

---

**variable "@1@" is not an array**

[Description]

An error occurred.

[System Processing]

Processing will be aborted.

[Action]

To investigate the cause of the occurrence from the message, and remove cause.

## 2.60.45 16347

---

**variable "@1@" is not declared**

[Description]

An error occurred.

[System Processing]

Processing will be aborted.

[Action]

To investigate the cause of the occurrence from the message, and remove cause.

## 2.60.46 16348

---

**indicator variable must have an integer type**

[Description]

An error occurred.

[System Processing]

Processing will be aborted.

[Action]

To investigate the cause of the occurrence from the message, and remove cause.

## 2.60.47 16349

---

**unrecognized data type name "@1@"**

[Description]

An error occurred.

[System Processing]

Processing will be aborted.

[Action]

To investigate the cause of the occurrence from the message, and remove cause.

## 2.60.48 16350

---

### **multidimensional arrays are not supported**

[Description]

An error occurred.

[System Processing]

Processing will be aborted.

[Action]

To investigate the cause of the occurrence from the message, and remove cause.

## 2.60.49 16351

---

### **multilevel pointers (more than 2 levels) are not supported; found @1@ level**

[Description]

An error occurred.

[System Processing]

Processing will be aborted.

[Action]

To investigate the cause of the occurrence from the message, and remove cause.

## 2.60.50 16353

---

### **pointer to pointer is not supported for this data type**

[Description]

An error occurred.

[System Processing]

Processing will be aborted.

[Action]

To investigate the cause of the occurrence from the message, and remove cause.

## 2.60.51 16354

---

### **multidimensional arrays for structures are not supported**

[Description]

An error occurred.

[System Processing]

Processing will be aborted.

[Action]

To investigate the cause of the occurrence from the message, and remove cause.

## 2.60.52 16355

---

### invalid URI propagated to internal parser routine: "@1@"

[Description]

An error occurred.

[System Processing]

Processing will be aborted.

[Action]

To investigate the cause of the occurrence from the message, and remove cause.

## 2.60.53 16356

---

### end of string reached when looking for matching "]" in IPv6 host address in URI: "@1@"

[Description]

An error occurred.

[System Processing]

Processing will be aborted.

[Action]

To investigate the cause of the occurrence from the message, and remove cause.

## 2.60.54 16357

---

### IPv6 host address may not be empty in URI: "@1@"

[Description]

An error occurred.

[System Processing]

Processing will be aborted.

[Action]

To investigate the cause of the occurrence from the message, and remove cause.

## 2.60.55 16358

---

### unexpected character "@1@" at position @2@ in URI (expected ":" or "/"): "@3@"

[Description]

An error occurred.

[System Processing]

Processing will be aborted.

[Action]

To investigate the cause of the occurrence from the message, and remove cause.

## 2.60.56 16359

---

---

### extra key/value separator "=" in URI query parameter: "@1@"

[Description]

An error occurred.

[System Processing]

Processing will be aborted.

[Action]

To investigate the cause of the occurrence from the message, and remove cause.

---

## 2.60.57 16360

---

### missing key/value separator "=" in URI query parameter: "@1@"

[Description]

An error occurred.

[System Processing]

Processing will be aborted.

[Action]

To investigate the cause of the occurrence from the message, and remove cause.

---

## 2.60.58 16361

---

### invalid URI query parameter: "@1@"

[Description]

An error occurred.

[System Processing]

Processing will be aborted.

[Action]

To investigate the cause of the occurrence from the message, and remove cause.

---

## 2.60.59 16362

---

### invalid percent-encoded token: "@1@"

[Description]

An error occurred.

[System Processing]

Processing will be aborted.

[Action]

To investigate the cause of the occurrence from the message, and remove cause.

---

## 2.60.60 16363

---

### forbidden value @1@00 in percent-encoded value: "@2@"

[Description]

An error occurred.

[System Processing]

Processing will be aborted.

[Action]

To investigate the cause of the occurrence from the message, and remove cause.

## 2.60.61 16364

---

### insufficient data in "T" message

[Description]

An error occurred.

[System Processing]

Processing will be aborted.

[Action]

To investigate the cause of the occurrence from the message, and remove cause.

## 2.60.62 16365

---

### extraneous data in "T" message

[Description]

An error occurred.

[System Processing]

Processing will be aborted.

[Action]

To investigate the cause of the occurrence from the message, and remove cause.

## 2.60.63 16366

---

### insufficient data in "D" message

[Description]

An error occurred.

[System Processing]

Processing will be aborted.

[Action]

To investigate the cause of the occurrence from the message, and remove cause.

## 2.60.64 16367

---

### extraneous data in "D" message

[Description]

An error occurred.

[System Processing]

Processing will be aborted.

[Action]

To investigate the cause of the occurrence from the message, and remove cause.

## 2.60.65 16368

---

**at character @1@**

[Description]

An error occurred.

[System Processing]

Processing will be aborted.

[Action]

To investigate the cause of the occurrence from the message, and remove cause.

## 2.60.66 16369

---

**unrecognized socket error: 0x@1@/@2@**

[Description]

An error occurred.

[System Processing]

Processing will be aborted.

[Action]

To investigate the cause of the occurrence from the message, and remove cause.

## 2.60.67 16370

---

**If true, trusted and untrusted Perl code will be compiled in strict mode.**

[Description]

An error occurred.

[System Processing]

Processing will be aborted.

[Action]

To investigate the cause of the occurrence from the message, and remove cause.

## 2.60.68 16371

---

**Perl initialization code to execute when a Perl interpreter is initialized.**

[Description]

An error occurred.

[System Processing]

Processing will be aborted.

[Action]

To investigate the cause of the occurrence from the message, and remove cause.

## 2.60.69 16372

---

### Perl initialization code to execute once when plperl is first used.

[Description]

An error occurred.

[System Processing]

Processing will be aborted.

[Action]

To investigate the cause of the occurrence from the message, and remove cause.

## 2.60.70 16373

---

### Perl initialization code to execute once when plperl is first used.

[Description]

An error occurred.

[System Processing]

Processing will be aborted.

[Action]

To investigate the cause of the occurrence from the message, and remove cause.

## 2.60.71 16374

---

### duplicate declaration

[Description]

An error occurred.

[System Processing]

Processing will be aborted.

[Action]

To investigate the cause of the occurrence from the message, and remove cause.

## 2.60.72 16375

---

### diagnostics item @1@ is not allowed in GET STACKED DIAGNOSTICS

[Description]

An error occurred.

[System Processing]

Processing will be aborted.

[Action]

To investigate the cause of the occurrence from the message, and remove cause.

## 2.60.73 16376

---

### diagnostics item @1@ is not allowed in GET CURRENT DIAGNOSTICS

[Description]

An error occurred.

[System Processing]

Processing will be aborted.

[Action]

To investigate the cause of the occurrence from the message, and remove cause.

## 2.60.74 16377

---

### unrecognized GET DIAGNOSTICS item

[Description]

An error occurred.

[System Processing]

Processing will be aborted.

[Action]

To investigate the cause of the occurrence from the message, and remove cause.

## 2.60.75 16378

---

### unexpected end of function definition

[Description]

An error occurred.

[System Processing]

Processing will be aborted.

[Action]

To investigate the cause of the occurrence from the message, and remove cause.

## 2.60.76 16379

---

### syntax error

[Description]

An error occurred.

[System Processing]

Processing will be aborted.

[Action]

To investigate the cause of the occurrence from the message, and remove cause.

## 2.60.77 16380

---



---

### invalid SQLSTATE code

[Description]

An error occurred.

[System Processing]

Processing will be aborted.

[Action]

To investigate the cause of the occurrence from the message, and remove cause.

---

## 2.60.78 16381

---

### syntax error, expected "FOR"

[Description]

An error occurred.

[System Processing]

Processing will be aborted.

[Action]

To investigate the cause of the occurrence from the message, and remove cause.

---

## 2.60.79 16382

---

### mismatched parentheses

[Description]

An error occurred.

[System Processing]

Processing will be aborted.

[Action]

To investigate the cause of the occurrence from the message, and remove cause.

---

## 2.60.80 16383

---

### missing expression

[Description]

An error occurred.

[System Processing]

Processing will be aborted.

[Action]

To investigate the cause of the occurrence from the message, and remove cause.

---

## 2.60.81 16384

---

### missing SQL statement

[Description]

An error occurred.

[System Processing]

Processing will be aborted.

[Action]

To investigate the cause of the occurrence from the message, and remove cause.

## 2.60.82 16385

---

### incomplete data type declaration

[Description]

An error occurred.

[System Processing]

Processing will be aborted.

[Action]

To investigate the cause of the occurrence from the message, and remove cause.

## 2.60.83 16386

---

### missing data type declaration

[Description]

An error occurred.

[System Processing]

Processing will be aborted.

[Action]

To investigate the cause of the occurrence from the message, and remove cause.

## 2.60.84 16387

---

### INTO specified more than once

[Description]

An error occurred.

[System Processing]

Processing will be aborted.

[Action]

To investigate the cause of the occurrence from the message, and remove cause.

## 2.60.85 16388

---

### expected FROM or IN

[Description]

An error occurred.

[System Processing]

Processing will be aborted.

[Action]

To investigate the cause of the occurrence from the message, and remove cause.

## 2.60.86 16389

---

**cursor "@1@" has no argument named "@2@"**

[Description]

An error occurred.

[System Processing]

Processing will be aborted.

[Action]

To investigate the cause of the occurrence from the message, and remove cause.

## 2.60.87 16390

---

**value for parameter "@1@" of cursor "@2@" specified more than once**

[Description]

An error occurred.

[System Processing]

Processing will be aborted.

[Action]

To investigate the cause of the occurrence from the message, and remove cause.

## 2.60.88 16391

---

**unrecognized RAISE statement option**

[Description]

An error occurred.

[System Processing]

Processing will be aborted.

[Action]

To investigate the cause of the occurrence from the message, and remove cause.

## 2.60.89 16392

---

**syntax error, expected "="**

[Description]

An error occurred.

[System Processing]

Processing will be aborted.

[Action]

To investigate the cause of the occurrence from the message, and remove cause.

## 2.60.90 16393

---

### during initialization of execution state

[Description]

An error occurred.

[System Processing]

Processing will be aborted.

[Action]

To investigate the cause of the occurrence from the message, and remove cause.

## 2.60.91 16394

---

### while storing call arguments into local variables

[Description]

An error occurred.

[System Processing]

Processing will be aborted.

[Action]

To investigate the cause of the occurrence from the message, and remove cause.

## 2.60.92 16395

---

### during function entry

[Description]

An error occurred.

[System Processing]

Processing will be aborted.

[Action]

To investigate the cause of the occurrence from the message, and remove cause.

## 2.60.93 16396

---

### while casting return value to function's return type

[Description]

An error occurred.

[System Processing]

Processing will be aborted.

[Action]

To investigate the cause of the occurrence from the message, and remove cause.

## 2.60.94 16397

---

### returned record type does not match expected record type

[Description]

An error occurred.

[System Processing]

Processing will be aborted.

[Action]

To investigate the cause of the occurrence from the message, and remove cause.

## 2.60.95 16398

---

### during function exit

[Description]

An error occurred.

[System Processing]

Processing will be aborted.

[Action]

To investigate the cause of the occurrence from the message, and remove cause.

## 2.60.96 16399

---

### returned row structure does not match the structure of the triggering table

[Description]

An error occurred.

[System Processing]

Processing will be aborted.

[Action]

To investigate the cause of the occurrence from the message, and remove cause.

## 2.61 Message Numbers Beginning with 16400

---

### 2.61.1 16400

---

#### during statement block local variable initialization

[Description]

An error occurred.

[System Processing]

Processing will be aborted.

[Action]

To investigate the cause of the occurrence from the message, and remove cause.

## 2.61.2 16401

---

### during statement block entry

[Description]

An error occurred.

[System Processing]

Processing will be aborted.

[Action]

To investigate the cause of the occurrence from the message, and remove cause.

## 2.61.3 16402

---

### during statement block exit

[Description]

An error occurred.

[System Processing]

Processing will be aborted.

[Action]

To investigate the cause of the occurrence from the message, and remove cause.

## 2.61.4 16403

---

### during exception cleanup

[Description]

An error occurred.

[System Processing]

Processing will be aborted.

[Action]

To investigate the cause of the occurrence from the message, and remove cause.

## 2.61.5 16404

---

### structure of query does not match function result type

[Description]

An error occurred.

[System Processing]

Processing will be aborted.

[Action]

To investigate the cause of the occurrence from the message, and remove cause.

## 2.61.6 16405

---

---

**query "@1@" returned @2@ column  
query "@3@" returned @4@ columns**

[Description]

An error occurred.

[System Processing]

Processing will be aborted.

[Action]

To investigate the cause of the occurrence from the message, and remove cause.

---

## 2.61.7 16406

---

**Sets handling of conflicts between PL/pgSQL variable names and table column names.**

[Description]

An error occurred.

[System Processing]

Processing will be aborted.

[Action]

To investigate the cause of the occurrence from the message, and remove cause.

---

## 2.61.8 16407

---

**plpy.cursor expected a query or a plan**

[Description]

An error occurred.

[System Processing]

Processing will be aborted.

[Action]

To investigate the cause of the occurrence from the message, and remove cause.

---

## 2.61.9 16408

---

**plpy.cursor takes a sequence as its second argument**

[Description]

An error occurred.

[System Processing]

Processing will be aborted.

[Action]

To investigate the cause of the occurrence from the message, and remove cause.

---

## 2.61.10 16409

---

**could not execute plan**

[Description]

An error occurred.

[System Processing]

Processing will be aborted.

[Action]

To investigate the cause of the occurrence from the message, and remove cause.

## 2.61.11 16410

---

### Expected sequence of @1@ argument, got @2@: @3@

[Description]

An error occurred.

[System Processing]

Processing will be aborted.

[Action]

To investigate the cause of the occurrence from the message, and remove cause.

## 2.61.12 16412

---

### iterating a closed cursor

[Description]

An error occurred.

[System Processing]

Processing will be aborted.

[Action]

To investigate the cause of the occurrence from the message, and remove cause.

## 2.61.13 16413

---

### iterating a cursor in an aborted subtransaction

[Description]

An error occurred.

[System Processing]

Processing will be aborted.

[Action]

To investigate the cause of the occurrence from the message, and remove cause.

## 2.61.14 16414

---

### fetch from a closed cursor

[Description]

An error occurred.



[System Processing]

Processing will be aborted.

[Action]

To investigate the cause of the occurrence from the message, and remove cause.

---

## 2.61.15 16415

---

### closing a cursor in an aborted subtransaction

[Description]

An error occurred.

[System Processing]

Processing will be aborted.

[Action]

To investigate the cause of the occurrence from the message, and remove cause.

---

## 2.61.16 16416

---

### error fetching next item from iterator

[Description]

An error occurred.

[System Processing]

Processing will be aborted.

[Action]

To investigate the cause of the occurrence from the message, and remove cause.

---

## 2.61.17 16417

---

### PyList\_SetItem() failed, while setting up arguments

[Description]

An error occurred.

[System Processing]

Processing will be aborted.

[Action]

To investigate the cause of the occurrence from the message, and remove cause.

---

## 2.61.18 16418

---

### PyDict\_SetItemString() failed, while setting up arguments

[Description]

An error occurred.

[System Processing]

Processing will be aborted.

[Action]

To investigate the cause of the occurrence from the message, and remove cause.

## 2.61.19 16419

---

### could not create new dictionary while building trigger arguments

[Description]

An error occurred.

[System Processing]

Processing will be aborted.

[Action]

To investigate the cause of the occurrence from the message, and remove cause.

## 2.61.20 16420

---

### untrapped error in initialization

[Description]

An error occurred.

[System Processing]

Processing will be aborted.

[Action]

To investigate the cause of the occurrence from the message, and remove cause.

## 2.61.21 16421

---

### could not import "\_\_main\_\_" module

[Description]

An error occurred.

[System Processing]

Processing will be aborted.

[Action]

To investigate the cause of the occurrence from the message, and remove cause.

## 2.61.22 16422

---

### could not create globals

[Description]

An error occurred.

[System Processing]

Processing will be aborted.

[Action]

To investigate the cause of the occurrence from the message, and remove cause.

## 2.61.23 16424

---

### could not import "plpy" module

[Description]

An error occurred.

[System Processing]

Processing will be aborted.

[Action]

To investigate the cause of the occurrence from the message, and remove cause.

## 2.61.24 16425

---

### could not add the spiexceptions module

[Description]

An error occurred.

[System Processing]

Processing will be aborted.

[Action]

To investigate the cause of the occurrence from the message, and remove cause.

## 2.61.25 16427

---

### could not generate SPI exceptions

[Description]

An error occurred.

[System Processing]

Processing will be aborted.

[Action]

To investigate the cause of the occurrence from the message, and remove cause.

## 2.61.26 16428

---

### could not unpack arguments in plpy.elog

[Description]

An error occurred.

[System Processing]

Processing will be aborted.

[Action]

To investigate the cause of the occurrence from the message, and remove cause.

## 2.61.27 16429

---

---

### could not parse error message in plpy.elog

[Description]

An error occurred.

[System Processing]

Processing will be aborted.

[Action]

To investigate the cause of the occurrence from the message, and remove cause.

---

## 2.61.28 16430

---

### could not compile PL/Python function "@1@"

[Description]

An error occurred.

[System Processing]

Processing will be aborted.

[Action]

To investigate the cause of the occurrence from the message, and remove cause.

---

## 2.61.29 16431

---

### could not compile anonymous PL/Python code block

[Description]

An error occurred.

[System Processing]

Processing will be aborted.

[Action]

To investigate the cause of the occurrence from the message, and remove cause.

---

## 2.61.30 16432

---

### command did not produce a result set

[Description]

An error occurred.

[System Processing]

Processing will be aborted.

[Action]

To investigate the cause of the occurrence from the message, and remove cause.

---

## 2.61.31 16433

---

### second argument of plpy.prepare must be a sequence

[Description]

An error occurred.

[System Processing]

Processing will be aborted.

[Action]

To investigate the cause of the occurrence from the message, and remove cause.

## 2.61.32 16434

---

### **plpy.execute expected a query or a plan**

[Description]

An error occurred.

[System Processing]

Processing will be aborted.

[Action]

To investigate the cause of the occurrence from the message, and remove cause.

## 2.61.33 16435

---

### **plpy.execute takes a sequence as its second argument**

[Description]

An error occurred.

[System Processing]

Processing will be aborted.

[Action]

To investigate the cause of the occurrence from the message, and remove cause.

## 2.61.34 16437

---

### **this subtransaction has already been entered**

[Description]

An error occurred.

[System Processing]

Processing will be aborted.

[Action]

To investigate the cause of the occurrence from the message, and remove cause.

## 2.61.35 16438

---

### **this subtransaction has already been exited**

[Description]

An error occurred.

[System Processing]

Processing will be aborted.

[Action]

To investigate the cause of the occurrence from the message, and remove cause.

## 2.61.36 16439

---

**this subtransaction has not been entered**

[Description]

An error occurred.

[System Processing]

Processing will be aborted.

[Action]

To investigate the cause of the occurrence from the message, and remove cause.

## 2.61.37 16440

---

**there is no subtransaction to exit from**

[Description]

An error occurred.

[System Processing]

Processing will be aborted.

[Action]

To investigate the cause of the occurrence from the message, and remove cause.

## 2.61.38 16441

---

**could not create new dictionary**

[Description]

An error occurred.

[System Processing]

Processing will be aborted.

[Action]

To investigate the cause of the occurrence from the message, and remove cause.

## 2.61.39 16443

---

**could not create bytes representation of Python object**

[Description]

An error occurred.

[System Processing]

Processing will be aborted.

[Action]

To investigate the cause of the occurrence from the message, and remove cause.

## 2.61.40 16444

---

### could not create string representation of Python object

[Description]

An error occurred.

[System Processing]

Processing will be aborted.

[Action]

To investigate the cause of the occurrence from the message, and remove cause.

## 2.61.41 16445

---

### return value of function with array return type is not a Python sequence

[Description]

An error occurred.

[System Processing]

Processing will be aborted.

[Action]

To investigate the cause of the occurrence from the message, and remove cause.

## 2.61.42 16446

---

### could not extract bytes from encoded string

[Description]

An error occurred.

[System Processing]

Processing will be aborted.

[Action]

To investigate the cause of the occurrence from the message, and remove cause.

## 2.61.43 16447

---

### The name: @1@ is invalid.

[Description]

An error occurred.

[System Processing]

Processing will be aborted.

[Action]

To investigate the cause of the occurrence from the message, and remove cause.

## 2.61.44 16448

---

### **";" is not permitted in COBOL**

[Description]

An error occurred.

[System Processing]

Processing will be aborted.

[Action]

To investigate the cause of the occurrence from the message, and remove cause.

## 2.61.45 16449

---

### **"END-EXEC" is not permitted in C**

[Description]

An error occurred.

[System Processing]

Processing will be aborted.

[Action]

To investigate the cause of the occurrence from the message, and remove cause.

## 2.61.46 16450

---

### **missing "EXEC SQL ENDIF END-EXEC."**

[Description]

An error occurred.

[System Processing]

Processing will be aborted.

[Action]

To investigate the cause of the occurrence from the message, and remove cause.

## 2.61.47 16451

---

### **debug line with EXEC SQL is not permitted**

[Description]

An error occurred.

[System Processing]

Processing will be aborted.

[Action]

To investigate the cause of the occurrence from the message, and remove cause.

## 2.61.48 16452

---



---

### SQL string literal cannot continue multiline by COBOL syntax

[Description]

An error occurred.

[System Processing]

Processing will be aborted.

[Action]

To investigate the cause of the occurrence from the message, and remove cause.

---

## 2.61.49 16453

---

### COBOL string literal cannot continue multiline by SQL syntax

[Description]

An error occurred.

[System Processing]

Processing will be aborted.

[Action]

To investigate the cause of the occurrence from the message, and remove cause.

---

## 2.61.50 16454

---

### syntax error at or near "END-EXEC" in declare section

[Description]

An error occurred.

[System Processing]

Processing will be aborted.

[Action]

To investigate the cause of the occurrence from the message, and remove cause.

---

## 2.61.51 16455

---

### syntax error in include file

[Description]

An error occurred.

[System Processing]

Processing will be aborted.

[Action]

To investigate the cause of the occurrence from the message, and remove cause.

---

## 2.61.52 16456

---

### internal error: unreachable state;

[Description]

An error occurred.

[System Processing]

Processing will be aborted.

[Action]

To investigate the cause of the occurrence from the message, and remove cause.

## 2.61.53 16457

---

### could not open temporary file "@1@" for continue line

[Description]

An error occurred.

[System Processing]

Processing will be aborted.

[Action]

To investigate the cause of the occurrence from the message, and remove cause.

## 2.61.54 16458

---

### FILLER or implicit FILLER is not available in EXEC SQL TYPE statement

[Description]

An error occurred.

[System Processing]

Processing will be aborted.

[Action]

To investigate the cause of the occurrence from the message, and remove cause.

## 2.61.55 16459

---

### VALUE clause is not available in EXEC SQL TYPE statement

[Description]

An error occurred.

[System Processing]

Processing will be aborted.

[Action]

To investigate the cause of the occurrence from the message, and remove cause.

## 2.61.56 16460

---

### REDEFINES clause is not available in EXEC SQL TYPE statement

[Description]

An error occurred.

[System Processing]

Processing will be aborted.

[Action]

To investigate the cause of the occurrence from the message, and remove cause.

---

## 2.61.57 16461

---

### FILLER or implicit FILLER is not available in EXEC SQL VAR statement

[Description]

An error occurred.

[System Processing]

Processing will be aborted.

[Action]

To investigate the cause of the occurrence from the message, and remove cause.

---

## 2.61.58 16462

---

### VALUE clause is not available in EXEC SQL VAR statement

[Description]

An error occurred.

[System Processing]

Processing will be aborted.

[Action]

To investigate the cause of the occurrence from the message, and remove cause.

---

## 2.61.59 16463

---

### syntax error in WHENEVER statement

[Description]

An error occurred.

[System Processing]

Processing will be aborted.

[Action]

To investigate the cause of the occurrence from the message, and remove cause.

---

## 2.61.60 16464

---

### FILLER or implicit FILLER is not available in TYPEDEF statement

[Description]

An error occurred.

[System Processing]

Processing will be aborted.

[Action]

To investigate the cause of the occurrence from the message, and remove cause.

## 2.61.61 16465

---

### VALUE clause is not available in TYPEDEF statement

[Description]

An error occurred.

[System Processing]

Processing will be aborted.

[Action]

To investigate the cause of the occurrence from the message, and remove cause.

## 2.61.62 16466

---

### REDEFINES clause is not available in TYPEDEF statement

[Description]

An error occurred.

[System Processing]

Processing will be aborted.

[Action]

To investigate the cause of the occurrence from the message, and remove cause.

## 2.61.63 16467

---

### FILLER or implicit FILLER can use only for elementary item in group item

[Description]

An error occurred.

[System Processing]

Processing will be aborted.

[Action]

To investigate the cause of the occurrence from the message, and remove cause.

## 2.61.64 16468

---

### USAGE clause is not available for group item name

[Description]

An error occurred.

[System Processing]

Processing will be aborted.

[Action]

To investigate the cause of the occurrence from the message, and remove cause.

## 2.61.65 16469

---

### **SIGN clause is not available for group item name**

[Description]

An error occurred.

[System Processing]

Processing will be aborted.

[Action]

To investigate the cause of the occurrence from the message, and remove cause.

## 2.61.66 16470

---

### **VALUE clause is not available for group item name**

[Description]

An error occurred.

[System Processing]

Processing will be aborted.

[Action]

To investigate the cause of the occurrence from the message, and remove cause.

## 2.61.67 16471

---

### **more than one USAGE clause**

[Description]

An error occurred.

[System Processing]

Processing will be aborted.

[Action]

To investigate the cause of the occurrence from the message, and remove cause.

## 2.61.68 16472

---

### **more than one OCCURS clause**

[Description]

An error occurred.

[System Processing]

Processing will be aborted.

[Action]

To investigate the cause of the occurrence from the message, and remove cause.

## 2.61.69 16473

---

---

### more than one VALUE clause

[Description]

An error occurred.

[System Processing]

Processing will be aborted.

[Action]

To investigate the cause of the occurrence from the message, and remove cause.

---

## 2.61.70 16474

---

### more than one SIGN clause

[Description]

An error occurred.

[System Processing]

Processing will be aborted.

[Action]

To investigate the cause of the occurrence from the message, and remove cause.

---

## 2.61.71 16475

---

### more than one REDEFINES clause

[Description]

An error occurred.

[System Processing]

Processing will be aborted.

[Action]

To investigate the cause of the occurrence from the message, and remove cause.

---

## 2.61.72 16476

---

### syntax error at or near "@1@"

[Description]

An error occurred.

[System Processing]

Processing will be aborted.

[Action]

To investigate the cause of the occurrence from the message, and remove cause.

---

## 2.61.73 16477

---

### length of varchar type is not assigned

[Description]

An error occurred.

[System Processing]

Processing will be aborted.

[Action]

To investigate the cause of the occurrence from the message, and remove cause.

---

## 2.61.74 16478

---

### invalid NULL is set

[Description]

An error occurred.

[System Processing]

Processing will be aborted.

[Action]

Contact Fujitsu technical support.

---

## 2.61.75 16479

---

### you can not be set to more than 1024 bytes of the string

[Description]

An error occurred.

[System Processing]

Processing will be aborted.

[Action]

Contact Fujitsu technical support.

---

## 2.61.76 16480

---

### group item is too deep

[Description]

An error occurred.

[System Processing]

Processing will be aborted.

[Action]

To investigate the cause of the occurrence from the message, and remove cause.

---

## 2.61.77 16481

---

### multidimensional array is not supported

[Description]

An error occurred.

[System Processing]

Processing will be aborted.

[Action]

To investigate the cause of the occurrence from the message, and remove cause.

## 2.61.78 16482

---

**syntax is not available**

[Description]

An error occurred.

[System Processing]

Processing will be aborted.

[Action]

To investigate the cause of the occurrence from the message, and remove cause.

## 2.61.79 16483

---

**there is a character code that can not be determined**

[Description]

An error occurred.

[System Processing]

Processing will be aborted.

[Action]

To investigate the cause of the occurrence from the message, and remove cause.

## 2.61.80 16484

---

**the number of variables reached the max number 1000000**

[Description]

An error occurred.

[System Processing]

Processing will be aborted.

[Action]

To investigate the cause of the occurrence from the message, and remove cause.

## 2.61.81 16485

---

**host array variable is needed when using FOR ARRAY\_SIZE**

[Description]

An error occurred.

[System Processing]

Processing will be aborted.



[Action]

To investigate the cause of the occurrence from the message, and remove cause.

## 2.61.82 16486

---

### unsupported datatype found at FOR statement

[Description]

An error occurred.

[System Processing]

Processing will be aborted.

[Action]

To investigate the cause of the occurrence from the message, and remove cause.

## 2.61.83 16487

---

### FOR value should be positive integer

[Description]

An error occurred.

[System Processing]

Processing will be aborted.

[Action]

To investigate the cause of the occurrence from the message, and remove cause.

## 2.61.84 16488

---

### SELECT..INTO returns too many rows on line @1@

[Description]

An error occurred.

[System Processing]

Processing will be aborted.

[Action]

To investigate the cause of the occurrence from the message, and remove cause.

## 2.61.85 16491

---

### @1@ failed

[Description]

Aborted the processing of this operation because an error occurred.

[System Processing]

Processing will be aborted.

[Action]

Identify the cause according to the messages shown before this message, and then work around if necessary.

## 2.61.86 16492

---

**CREATE TRIGGER will create implicit function "@1@."@2@()" for TRIGGER "@3@" on TABLE "@4@"**

[Description]

Terminated normally.

[System Processing]

Continues processing.

[Action]

No action required.

## 2.61.87 16493

---

**The cursor is invalid on line @1@**

[Description]

An error occurred during execution of the command.

[System Processing]

Processing will be aborted.

[Action]

To investigate the cause of the occurrence from the message, and remove cause.

## 2.61.88 16494

---

**Constraint trigger "@1@" for relation "@2@" cannot be replaced with non-constraint trigger**

[Description]

An error occurred during execution of the application or command.

[System Processing]

Processing will be aborted.

[Action]

Check the message text and confirm that the application is written correctly and the command is being used correctly.

## 2.61.89 16495

---

**Trigger "@1@" for relation "@2@" cannot be replaced with constraint trigger**

[Description]

An error occurred during execution of the application or command.

[System Processing]

Processing will be aborted.

[Action]

Check the message text and confirm that the application is written correctly and the command is being used correctly.

## 2.61.90 16497

---

---

### unterminated /\*+ comment for hint of pg\_hint\_plan

#### [Description]

An unterminated /\*+ comment for hint of pg\_hint\_plan is detected.

#### [System Processing]

Processing will be aborted.

#### [Action]

Terminate /\*+ comment for hint of pg\_hint\_plan.

---

## 2.61.91 16498

---

### trigger created with EXECUTE PROCEDURE cannot be replaced by DO block

#### [Description]

Trigger created with EXECUTE PROCEDURE cannot be replaced by DO block.

#### [System Processing]

Processing is aborted.

#### [Action]

Please redefine it after deleting the trigger.

---

## 2.61.92 16499

---

### trigger created with DO block cannot be replaced by EXECUTE PROCEDURE

#### [Description]

Trigger created with DO block cannot be replaced by EXECUTE PROCEDURE.

#### [System Processing]

Processing is aborted.

#### [Action]

Please redefine it after deleting the trigger.

---

## 2.62 Message Numbers Beginning with 16500

---

### 2.62.1 16500

---

#### the connection is not the same as the connection in DECLARE STATEMENT, on line @1@

#### [Description]

The connection is not the same as the connection in DECLARE STATEMENT, on line @1@

#### [System Processing]

Processing is aborted.

#### [Action]

Please do not specify the connection when you use SQL statement identifier declared with DECLARE STATEMENT.

## 2.62.2 16501

---

### cannot copy window "@1@" because it has a frame clause

[Description]

An error occurred during execution of the application or command.

[System Processing]

Processing will be aborted.

[Action]

Check the message text and confirm that the application is written correctly and the command is being used correctly.

## 2.62.3 16502

---

### could not find any WAL files

[Description]

An error occurred.

[System Processing]

Processing will be aborted.

[Action]

To investigate the cause of the occurrence from the message, and remove cause.

## 2.62.4 16503

---

### exceeded maxAllocatedDescs (@1@) while trying to open file "@2@"

[Description]

An error occurred.

[System Processing]

Processing will be aborted.

[Action]

To investigate the cause of the occurrence from the message, and remove cause.

## 2.62.5 16504

---

### exceeded maxAllocatedDescs (@1@) while trying to open directory "@2@"

[Description]

An error occurred.

[System Processing]

Processing will be aborted.

[Action]

To investigate the cause of the occurrence from the message, and remove cause.

## 2.62.6 16505

---

---

### tsquery is too large

[Description]

An error occurred during execution of the application or command.

[System Processing]

Processing will be aborted.

[Action]

Check the message text and confirm that the application is written correctly and the command is being used correctly.

---

## 2.62.7 16506

---

### bit string length exceeds the maximum allowed (@1@)

[Description]

An error occurred during execution of the application or command.

[System Processing]

Processing will be aborted.

[Action]

Check the message text and confirm that the application is written correctly and the command is being used correctly.

---

## 2.62.8 16507

---

### error occurred before error message processing is available

[Description]

An error occurred.

[System Processing]

Processing will be aborted.

[Action]

To investigate the cause of the occurrence from the message, and remove cause.

---

## 2.62.9 16508

---

### language validation function @1@ called for language @2@ instead of @3@

[Description]

An error occurred.

[System Processing]

Processing will be aborted.

[Action]

To investigate the cause of the occurrence from the message, and remove cause.

---

## 2.62.10 16510

---

### The sslservercertcn "@1@" could not be verified

[Description]

value of sslservercertcn is different from common name in the server certificate.

[System Processing]

Processing is aborted.

[Action]

Set SSL certificate's common name to sslservercertcn.

## 2.62.11 16511

---

**@1@: must be superuser to run this command**

[Description]

Must be superuser to run this command.

[System Processing]

Processing will be aborted.

[Action]

Re-execute the command by the superuser.

## 2.62.12 16512

---

**@1@: must be database super user to run this command**

[Description]

Must be database super user to run this command.

[System Processing]

Processing will be aborted.

[Action]

Re-execute the command by the database super user.

## 2.62.13 16513

---

**@1@: no subcommand specified**

[Description]

No subcommand specified.

[System Processing]

Processing will be aborted.

[Action]

Check the command-line, and re-execute the command with correct options or operands.

## 2.62.14 16514

---

**@1@: unrecognized subcommand "@2@"**

[Description]

Unknown subcommand is specified.

[System Processing]

Processing will be aborted.

[Action]

Check the command-line, and re-execute the command with correct subcommand.

## 2.62.15 16515

---

**@1@: too many command-line arguments (first is "@2@")**

[Description]

Too many command-line arguments.

[System Processing]

Processing will be aborted.

[Action]

Check the command-line, and re-execute the command with correct options or operands.

## 2.62.16 16516

---

**@1@: argument to an option "@2@" must be a list of port numbers**

[Description]

Argument to the option must be a list of port numbers.

[System Processing]

Processing will be aborted.

[Action]

Specify multiple port number, separated by commas argument to an option, and re-execute the command. Specify a number from 1024 to 32767 for the port number.

## 2.62.17 16517

---

**@1@: invalid argument for an option "@2@"**

[Description]

Invalid argument for an option.

[System Processing]

Processing will be aborted.

[Action]

Check the options specified in command-line, and re-execute the command with correct operands.

## 2.62.18 16518

---

**@1@: option "@2@" is required**

[Description]

The indispensable option is not specified.

[System Processing]

Processing will be aborted.

[Action]

Check the command-line, and re-execute the command with correct options or confirm the indispensable option is being used correctly.

---

## 2.62.19 16519

---

**@1@: requires an option "@2@" or setting the "@3@" environment variable**

[Description]

Requires an option or setting the environment variable.

[System Processing]

Processing will be aborted.

[Action]

Check the command-line, and re-execute the command with correct options. Or, set a correct value to the environment variable, and re-execute the command.

---

## 2.62.20 16520

---

**@1@: successfully completed**

[Description]

Command successfully completed.

[System Processing]

Continues processing.

[Action]

No action required.

---

## 2.62.21 16521

---

**@1@: user "@2@" does not exist**

[Description]

The user is not registered into OS.

[System Processing]

Processing will be aborted.

[Action]

Register the user into OS, and re-execute the command. Or, re-execute the command which specified the registered user.

---

## 2.62.22 16522

---

**@1@: data directory "@2@" does not exist**

[Description]

The data directory does not exist.



[System Processing]

Processing will be aborted.

[Action]

Confirm that an option "--cluster-standbynode" is being used correctly. Or, check the command-line, and re-execute the command with existing data directory.

## 2.62.23 16523

---

**@1@: "@2@" is not a valid data directory**

[Description]

The data directory is not valid.

[System Processing]

Processing will be aborted.

[Action]

Check the command-line, and re-execute the command with valid data directory.

## 2.62.24 16524

---

**@1@: database cluster is not stopped**

[Description]

Database cluster is not stopped.

[System Processing]

Processing will be aborted.

[Action]

Stop the database cluster, and re-execute the command.

## 2.62.25 16525

---

**@1@: domain root "@2@" already exists**

[Description]

The domain root already exists.

[System Processing]

Processing will be aborted.

[Action]

Check the command-line, and re-execute the command with correct domain root.

## 2.62.26 16526

---

**@1@: could not create directory "@2@"**

[Description]

Could not create the directory.

[System Processing]

Processing will be aborted.

[Action]

Check the following and eliminate the cause of errors, and re-execute the command.

- the state of a disk and file system to creating the directory
- permission of the upper directory of specified directory

## 2.62.27 16527

---

**@1@: start of PL/extJava has timed out : @2@**

[Description]

Timed out waiting for start of PL/extJava.

[System Processing]

Processing will be aborted.

[Action]

Re-execute the command after the load on the system has decreased.

## 2.62.28 16528

---

**@1@: stop of PL/extJava has timed out : @2@**

[Description]

Timed out waiting for stop of PL/extJava.

[System Processing]

Processing will be aborted.

[Action]

Re-execute the command after the load on the system has decreased.

## 2.62.29 16529

---

**@1@: port number "@2@" is already in use**

[Description]

The port number is already in use.

[System Processing]

Processing will be aborted.

[Action]

Re-execute the command with a port number which is not used in other processes.

## 2.62.30 16530

---

**@1@: domain name can only be specified "domain1"**

[Description]

Domain name can only be specified "domain1".

[System Processing]

Processing will be aborted.

[Action]

Check the command-line, and re-execute the command with correct domain name.

## 2.62.31 16531

---

### @1@: domain "@2@" has already been created

[Description]

The domain has already been created.

[System Processing]

Processing will be aborted.

[Action]

Check the command-line, and re-execute the command with correct domain name.

## 2.62.32 16532

---

### @1@: domain "@2@" has not been created

[Description]

The domain has not been created.

[System Processing]

Processing will be aborted.

[Action]

Check the command-line, and re-execute the command with correct domain name.

## 2.62.33 16533

---

### @1@: permission denied to update file "@2@"

[Description]

Permission denied to update the file.

[System Processing]

Processing will be aborted.

[Action]

Permit writing to the file by execution user, and re-execute the command.

## 2.62.34 16534

---

### @1@: container for database "@2@" does not exist

[Description]

Container for database does not exist.

[System Processing]

Processing will be aborted.

[Action]

Check the command-line, and re-execute the command with correct database name.

---

## 2.62.35 16535

---

**@1@: container for database "@2@" already exists**

[Description]

Container for database already exists.

[System Processing]

Processing will be aborted.

[Action]

Check the command-line, and re-execute the command with correct database name.

---

## 2.62.36 16536

---

**@1@: command error occurred**

[Description]

Internal command error occurred.

[System Processing]

Processing will be aborted.

[Action]

Fix the problem by referring to the messages prior to this one.

---

## 2.62.37 16537

---

**@1@: the domain was not able to be deleted because there was a container**

[Description]

The domain was not able to be deleted because the domain have a container.

[System Processing]

Processing will be aborted.

[Action]

Delete all containers on the domain, and re-execute the command. Or, re-execute the command with "--force" option.

---

## 2.62.38 16538

---

**@1@: could not access the data directory**

[Description]

Could not access the data directory.

[System Processing]

Processing will be aborted.

[Action]

Confirm that an option "--cluster-standbypnode" is being used correctly. Or, specify database super user in "--dbadminuser" option and re-execute the command.

## 2.62.39 16539

---

### @1@: server instance "@2@" does not exist

[Description]

Server instance does not exist.

[System Processing]

Processing will be aborted.

[Action]

Check the command-line, and re-execute the command with correct server instance.

## 2.62.40 16540

---

### @1@: specified database name "@2@" does not follow the naming rules

[Description]

Specified database name does not follow the naming rules.

[System Processing]

Processing will be aborted.

[Action]

Check the command-line, and re-execute the command with correct database name.

## 2.62.41 16541

---

### @1@: all the server instances of the container cannot be deleted

[Description]

All the server instances of the container cannot be deleted.

[System Processing]

Processing will be aborted.

[Action]

Check the command-line, and re-execute the command with correct database name.

## 2.62.42 16542

---

### @1@: the mount does the shared-file system of the domain root or the data directory

[Description]

A command executing node is not a standby node.

[System Processing]

Processing will be aborted.

[Action]

Execute the command on standby node.

## 2.62.43 16543

---

### @1@: cannot execute this subcommand on standby node

[Description]

Cannot execute this subcommand on standby node.

[System Processing]

Processing will be aborted.

[Action]

Execute the command on primary node.

## 2.62.44 16544

---

### @1@: cannot execute this command concurrently

[Description]

Cannot execute this command concurrently.

[System Processing]

Processing will be aborted.

[Action]

Re-execute the command after a command executing was finished.

## 2.62.45 16545

---

### @1@: domain root "@2@" does not exist

[Description]

Domain root does not exist.

[System Processing]

Processing will be aborted.

[Action]

Confirm that the shared-file system of the domain root is mounted. Or, restore domain root from backup and re-execute the command.

## 2.62.46 16546

---

### parameter "@1@" necessary for the PL/extJava environment was not set

[Description]

PL/extJava environment was not set.

[System Processing]

Processing will be aborted.

[Action]

Set the PL/extJava environment.

## 2.62.47 16547

---

### mismatched parentheses

[Description]

Missing parenthesis '(' or ')' in Java function definition.

[System Processing]

Processing will be aborted.

[Action]

Check the definition of Java function.

## 2.62.48 16548

---

### invalid format specification for Java function

[Description]

Invalid format specification for Java function.

[System Processing]

Processing will be aborted.

[Action]

Check the definition of Java function.

Java function definition format is [package].[class].[method].

## 2.62.49 16549

---

### Java function cannot return type @1@

[Description]

The specified data type is not supported as Java function.

[System Processing]

Processing will be aborted.

[Action]

Check the data type of return value.

## 2.62.50 16550

---

### Java function cannot accept type @1@

[Description]

The specified data type is not supported as Java function arguments.

[System Processing]

Processing will be aborted.

[Action]

Check the data type of arguments value.

## 2.62.51 16551

---

**could not execute the Java function at the application server: HTTP status code @1@ details: "@2@"**

### [Description]

The application server could not execute the Java function.

### [System Processing]

Processing will be aborted.

### [Action]

Check the Java function of registered in application server.

Check the details.

- The classpath is not found. (plextjava\_lib\_dir=%s2)

%s2: directory

The directory that stores the Java function is not in the application server. Check the directory and register the Java function.

- The return type is different. (%s3)

%s3: data type

The return value of the Java function is not corresponding to the CREATE FUNCTION definition. Check the data type of Java function.

- The method is not found. (%s4)

%s4: data type

The Java function to which the data type is corresponding is not found. Check the data type of Java function.

- The class is not found. (%s5)

%s5: class name

The Java function to which the class name is corresponding is not found. Check the class name of Java function.

- The method is not static modifier. (%s6)

%s6: Java function name

The Java function is not defined by "Static". Check the Java function definition.

here is no executed authority. (%s7)

%s7: Java function name

The Java function is not defined by "Public". Check the Java function definition.

- Java application throws exception(%s8).

%s8: exception

The exception was generated by the Java function. Check the Java function definition.

- no message

The following causes are thought.

- There is a possibility that the container is not made. Make the container in application server.

a) There is a possibility where the number of server instances is insufficient. Add server instance (JavaVM) to the application server.

b) There is a possibility that memory shortage occurs. Check the Java application.

c) There is a possibility that the time-out is generated. Check the Java application.

d) There is a possibility that abnormality occurs by the application server. Check the following logs.

- Event log (For Windows(R))/system log (For Solaris/Linux).

- Server log of container



- JavaVM log of container
- Trace log of Web server
- Internal log of Web server

## 2.62.52 16552

---

### could not connect to application server: @1@

#### [Description]

Could not connect to application server.

#### [System Processing]

Processing will be aborted.

#### [Action]

Check the plextjava.http\_port parameter in postgresql.conf.

## 2.62.53 16553

---

### could not create socket for application server connection: @1@

#### [Description]

Could not create socket.

#### [System Processing]

Processing will be aborted.

#### [Action]

There is possible where an open number of files that can be used with the system is insufficient. Please confirm the total of the file that can be used with the system.

## 2.62.54 16554

---

### could not send data to application server: @1@

#### [Description]

The application server was disconnected during execution of the Java function.

#### [System Processing]

Processing will be aborted.

#### [Action]

Check the message of application server.

## 2.62.55 16555

---

### could not receive data from application server

#### [Description]

The application server was disconnected during execution of the Java function.

#### [System Processing]

Processing will be aborted.

[Action]

Check the message of application server.

## 2.62.56 16556

---

### **could not receive data from application server: @1@**

[Description]

The application server was disconnected during execution of the Java function.

[System Processing]

Processing will be aborted.

[Action]

Check the message of application server.

## 2.62.57 16563

---

### **@1@: at least one option of "@2@" must be specified**

[Description]

Must specify at least one option.

[System Processing]

Processing will be aborted.

[Action]

Check the command-line, and re-execute the command with correct options.

## 2.62.58 16574

---

### **@1@: could not write directory "@2@"**

[Description]

Could not write the directory.

[System Processing]

Processing will be aborted.

[Action]

Check that the disk of the directory has free space, and check that the abnormalities of the disk have not occurred.

## 2.62.59 16575

---

### **@1@: cannot execute with "@2@" option in primary server**

[Description]

Do not specify the option to execute the command in primary server.

[System Processing]

Processing will be aborted.

[Action]

Check the command-line, and re-execute the command with correct options.

Restore it because PL/extJava environment may be corrupted when the server is member nodes of the cluster.

## 2.62.60 16576

---

### @1@: specify "@2@" option in standby server

#### [Description]

Specify the option to execute the command in standby server.

#### [System Processing]

Processing will be aborted.

#### [Action]

Check the command-line, and re-execute the command with correct options.

Restore it because PL/extJava environment may be corrupted when the server is member nodes of the cluster.

## 2.62.61 16577

---

### Could not translate client host name "@1@" to IP address: @2@.

#### [Description]

Supplementary information was output.

#### [System Processing]

None.

#### [Action]

Refer to this message together with the message that was output immediately beforehand.

## 2.62.62 16578

---

### Could not resolve client IP address to a host name: @1@.

#### [Description]

Supplementary information was output.

#### [System Processing]

None.

#### [Action]

Refer to this message together with the message that was output immediately beforehand.

## 2.62.63 16579

---

### SELECT target entry is named "@1@".

#### [Description]

Supplementary information was output.

#### [System Processing]

None.

#### [Action]

Refer to this message together with the message that was output immediately beforehand.

## 2.62.64 16580

---

**SELECT target entry has type @1@, but column has type @2@.**

[Description]

Supplementary information was output.

[System Processing]

None.

[Action]

Refer to this message together with the message that was output immediately beforehand.

## 2.62.65 16581

---

**RETURNING list entry has type @1@, but column has type @2@.**

[Description]

Supplementary information was output.

[System Processing]

None.

[Action]

Refer to this message together with the message that was output immediately beforehand.

## 2.62.66 16582

---

**pg\_largeobject entry for OID @1@, page @2@ has invalid data field size @3@**

[Description]

An error occurred during I/O processing in the database server.

[System Processing]

Processing will be aborted.

[Action]

To investigate the cause of the occurrence from the message, and remove cause.

## 2.62.67 16583

---

**could not close directory "@1@": @2@**

[Description]

Terminated normally but a warning was output.

[System Processing]

Continues processing.

[Action]

Check the message text and confirm that the event indicated in supplementary information reported by the system is a planned event.

## 2.62.68 16584

---

---

### could not create shared memory segment "@1@": @2@

[Description]

Could not create shared memory segment.

[System Processing]

Processing will be aborted.

[Action]

To investigate the cause of the occurrence from the message, and remove cause

---

## 2.62.69 16585

---

### could not open shared memory segment "@1@": @2@

[Description]

Could not open shared memory segment.

[System Processing]

Processing will be aborted.

[Action]

To investigate the cause of the occurrence from the message, and remove cause

---

## 2.62.70 16586

---

### could not map shared memory segment "@1@": @2@

[Description]

Could not map shared memory segment.

[System Processing]

Processing will be aborted.

[Action]

To investigate the cause of the occurrence from the message, and remove cause

---

## 2.62.71 16587

---

### could not unmap shared memory segment "@1@": @2@

[Description]

Could not unmap shared memory segment.

[System Processing]

Processing will be aborted.

[Action]

To investigate the cause of the occurrence from the message, and remove cause

---

## 2.62.72 16588

---

### could not remove shared memory segment "@1@": @2@

[Description]

Could not remove shared memory segment.

[System Processing]

Processing will be aborted.

[Action]

To investigate the cause of the occurrence from the message, and remove cause

## 2.62.73 16589

---

### background worker "@1@": must attach to shared memory in order to request a database connection

[Description]

Could not register background worker.

[System Processing]

Processing will be aborted.

[Action]

To investigate the cause of the occurrence from the message, and remove cause

## 2.62.74 16590

---

### background worker "@1@": cannot request database access if starting at postmaster start

[Description]

Could not register background worker.

[System Processing]

Processing will be aborted.

[Action]

To investigate the cause of the occurrence from the message, and remove cause

## 2.62.75 16591

---

### background worker "@1@": invalid restart interval

[Description]

Could not register background worker.

[System Processing]

Processing will be aborted.

[Action]

To investigate the cause of the occurrence from the message, and remove cause

## 2.62.76 16592

---

### terminating background worker "@1@" due to administrator command

[Description]

Could not register background worker.

[System Processing]

Processing will be aborted.

[Action]

To investigate the cause of the occurrence from the message, and remove cause

---

## 2.62.77 16596

---

**dynamic shared memory control segment is not valid**

[Description]

dynamic shared memory control segment is not valid.

[System Processing]

Processing will be aborted.

[Action]

To investigate the cause of the occurrence from the message, and remove cause

---

## 2.62.78 16597

---

**too many dynamic shared memory segments**

[Description]

Too many dynamic shared memory segments exist.

[System Processing]

Processing will be aborted.

[Action]

To investigate the cause of the occurrence from the message, and remove cause

---

## 2.62.79 16599

---

**could not stat shared memory segment "@1@": @2@**

[Description]

Could not get details about dynamic shared memory segment.

[System Processing]

Processing will be aborted.

[Action]

To investigate the cause of the occurrence from the message, and remove cause

---

## 2.63 Message Numbers Beginning with 16600

---

---

### 2.63.1 16600

---

**could not resize shared memory segment "@1@" to @2@ bytes: @3@**

[Description]

Could not resize shared memory segment.

[System Processing]

Processing will be aborted.

[Action]

To investigate the cause of the occurrence from the message, and remove cause

## 2.63.2 16601

---

**could not get shared memory segment: @1@**

[Description]

Could not get shared memory segment.

[System Processing]

Processing will be aborted.

[Action]

To investigate the cause of the occurrence from the message, and remove cause

## 2.63.3 16604

---

**cannot add more timeout reasons**

[Description]

cannot add more timeout reasons

[System Processing]

Processing will be aborted.

[Action]

To investigate the cause of the occurrence from the message, and remove cause

## 2.63.4 16606

---

**aborting because lock on relation "@1@"."@2@" is not available**

[Description]

Aborting because lock on relation is not available.

[System Processing]

Processing will be aborted.

[Action]

To investigate the cause of the occurrence from the message, and remove cause.

## 2.63.5 16607

---

**affix file contains both old-style and new-style commands**

[Description]

Affix file conatins commands in both old and new format.

[System Processing]

Processing will be aborted.



[Action]

To investigate the cause of the occurrence from the message, and remove cause.

## 2.63.6 16608

---

### aggregate cannot accept shell type @1@

[Description]

aggregate cannot accept shell type.

[System Processing]

Processing will be aborted.

[Action]

To investigate the cause of the occurrence from the message, and remove cause.

## 2.63.7 16609

---

### aggregate functions are not allowed in a recursive query's recursive term

[Description]

aggregate functions are not allowed in a recursive query's recursive term.

[System Processing]

Processing will be aborted.

[Action]

To investigate the cause of the occurrence from the message, and remove cause.

## 2.63.8 16610

---

### aggregate functions are not allowed in check constraints

[Description]

aggregate functions are not allowed in check constraints.

[System Processing]

Processing will be aborted.

[Action]

To investigate the cause of the occurrence from the message, and remove cause.

## 2.63.9 16611

---

### aggregate functions are not allowed in DEFAULT expression

[Description]

aggregate functions are not allowed in DEFAULT expressions.

[System Processing]

Processing will be aborted.

[Action]

To investigate the cause of the occurrence from the message, and remove cause.

## 2.63.10 16612

---

### aggregate functions are not allowed in EXECUTE parameters

[Description]

aggregate functions are not allowed in EXECUTE parameter.

[System Processing]

Processing will be aborted.

[Action]

To investigate the cause of the occurrence from the message, and remove cause.

## 2.63.11 16613

---

### aggregate functions are not allowed in FROM clause of their own query level

[Description]

Should only be possible in a LATERAL subquery.aggregate functions are not allowed in FROM clause of their own query level.

[System Processing]

Processing will be aborted.

[Action]

To investigate the cause of the occurrence from the message, and remove cause.

## 2.63.12 16614

---

### aggregate functions are not allowed in functions in FROM

[Description]

aggregate functions are not allowed in functions in FROM.

[System Processing]

Processing will be aborted.

[Action]

To investigate the cause of the occurrence from the message, and remove cause.

## 2.63.13 16615

---

### aggregate functions are not allowed in index expression

[Description]

aggregate functions are not allowed in index expression.

[System Processing]

Processing will be aborted.

[Action]

To investigate the cause of the occurrence from the message, and remove cause.

## 2.63.14 16616

---

---

### aggregate functions are not allowed in index predicates

[Description]

aggregate functions are not allowed in index predicates.

[System Processing]

Processing will be aborted.

[Action]

To investigate the cause of the occurrence from the message, and remove cause.

---

## 2.63.15 16617

---

### aggregate functions are not allowed in JOIN conditions

[Description]

aggregate functions are not allowed in JOIN conditions.

[System Processing]

Processing will be aborted.

[Action]

To investigate the cause of the occurrence from the message, and remove cause.

---

## 2.63.16 16618

---

### aggregate functions are not allowed in @1@

[Description]

aggregate functions are not allowed in some kinds of expressions we are parsing such as  
EXPR\_KIND\_WHERE,EXPR\_KIND\_FILTER, EXPR\_KIND\_INSERT\_TARGET, EXPR\_KIND\_UPDATE\_SOURCE,  
EXPR\_KIND\_UPDATE\_TARGET, EXPR\_KIND\_GROUP\_BY, EXPR\_KIND\_LIMIT, EXPR\_KIND\_OFFSET,  
EXPR\_KIND\_RETURNING,EXPR\_KIND\_VALUES.

[System Processing]

Processing will be aborted.

[Action]

To investigate the cause of the occurrence from the message, and remove cause.

---

## 2.63.17 16620

---

### aggregate functions are not allowed in trigger WHEN conditions

[Description]

aggregate functions are not allowed in trigger WHEN conditions.

[System Processing]

Processing will be aborted.

[Action]

To investigate the cause of the occurrence from the message, and remove cause.

## 2.63.18 16621

---

### aggregate functions are not allowed in window RANGE

[Description]

aggregate functions are not allowed in window RANGE.

[System Processing]

Processing will be aborted.

[Action]

To investigate the cause of the occurrence from the message, and remove cause.

## 2.63.19 16622

---

### aggregate functions are not allowed in window ROWS

[Description]

aggregate functions are not allowed in window ROWS.

[System Processing]

Processing will be aborted.

[Action]

To investigate the cause of the occurrence from the message, and remove cause.

## 2.63.20 16623

---

### aggregate mfinalfunc must not be specified without mstype

[Description]

aggregate mfinalfunc must not be specified without mstype.

[System Processing]

Processing will be aborted.

[Action]

To investigate the cause of the occurrence from the message, and remove cause.

## 2.63.21 16624

---

### aggregate minitcond must not be specified without mstype

[Description]

aggregate minitcond must not be specified without mstype.

[System Processing]

Processing will be aborted.

[Action]

To investigate the cause of the occurrence from the message, and remove cause.

## 2.63.22 16625

---

---

### aggregate minvfunc must be specified when mstype is specified

#### [Description]

aggregate minvfunc must be specified when mstype is specified. if mtransType is given, mtransfuncName and minvtransfuncName must be as well; if not, then none of the moving-aggregate options should have been given.

#### [System Processing]

Processing will be aborted.

#### [Action]

To investigate the cause of the occurrence from the message, and remove cause.

---

## 2.63.23 16626

### aggregate minvfunc must not be specified without mstype

#### [Description]

aggregate minvfunc must not be specified without mstype. if mtransType is given, mtransfuncName and minvtransfuncName must be as well; if not, then none of the moving-aggregate options should have been given.

#### [System Processing]

Processing will be aborted.

#### [Action]

To investigate the cause of the occurrence from the message, and remove cause.

---

## 2.63.24 16627

### aggregate msfunc must be specified when mstype is specified

#### [Description]

aggregate msfunc must be specified when mstype is specified. if mtransType is given, mtransfuncName and minvtransfuncName must be as well; if not, then none of the moving-aggregate options should have been given.

#### [System Processing]

Processing will be aborted.

#### [Action]

To investigate the cause of the occurrence from the message, and remove cause.

---

## 2.63.25 16628

### aggregate msfunc must not be specified without mstype

#### [Description]

aggregate msfunc must not be specified without mstype. if mtransType is given, mtransfuncName and minvtransfuncName must be as well; if not, then none of the moving-aggregate options should have been given.

#### [System Processing]

Processing will be aborted.

#### [Action]

To investigate the cause of the occurrence from the message, and remove cause.

## 2.63.26 16629

---

### aggregate msspace must not be specified without mstype

#### [Description]

aggregate msspace must not be specified without mstype. if mtransType is given, mtransfuncName and minvtransfuncName must be as well; if not, then none of the moving-aggregate options should have been given.

#### [System Processing]

Processing will be aborted.

#### [Action]

To investigate the cause of the occurrence from the message, and remove cause.

## 2.63.27 16630

---

### aggregates cannot accept set arguments

#### [Description]

aggregates cannot accept set arguments.

#### [System Processing]

Processing will be aborted.

#### [Action]

To investigate the cause of the occurrence from the message, and remove cause.

## 2.63.28 16631

---

### aggregates cannot have more than @1@ argument

#### [Description]

aggregates cannot have more than 99 argument. Aggregates can have at most FUNC\_MAX\_ARGS-1 args, else the transfnand/or finalfn will be unrepresentable in pg\_proc. We must check now to protect fixed-size arrays here and possibly in called functions.

#### [System Processing]

Processing will be aborted.

#### [Action]

To investigate the cause of the occurrence from the message, and remove cause.

## 2.63.29 16632

---

### aggregates cannot have output arguments

#### [Description]

aggregates cannot have output arguments.

#### [System Processing]

Processing will be aborted.

#### [Action]

To investigate the cause of the occurrence from the message, and remove cause.

## 2.63.30 16633

---

### a hypothetical-set aggregate must have direct arguments matching its aggregated arguments

[Description]

a hypothetical-set aggregate must have direct arguments matching its aggregated arguments.

[System Processing]

Processing will be aborted.

[Action]

To investigate the cause of the occurrence from the message, and remove cause.

## 2.63.31 16634

---

### All connection parameters must be supplied because no database connection exists

[Description]

All connection parameters must be supplied because no database connection exists. We don't know the supplied connection parameters and don't want to connect to the wrong database by using defaults, so require all parameters to be specified.

[System Processing]

Processing will be aborted.

[Action]

To investigate the cause of the occurrence from the message, and remove cause.

## 2.63.32 16635

---

### all replication slots are in use

[Description]

all replication slots are in use.

[System Processing]

Processing will be aborted.

[Action]

To investigate the cause of the occurrence from the message, and remove cause.

## 2.63.33 16636

---

### an aggregate with DISTINCT must have at least one argument

[Description]

an aggregate with DISTINCT must have at least one argument. Returning an empty list would cause the parsed Query to look like it didn't have DISTINCT, with results that would probably surprise the user. Note: this case is presently impossible for aggregates because of grammar restrictions, but we check anyway.

[System Processing]

Processing will be aborted.

[Action]

To investigate the cause of the occurrence from the message, and remove cause.

## 2.63.34 16637

---

**an ordered-set aggregate with a VARIADIC direct argument must have one VARIADIC aggregated argument of the same data type**

[Description]

an ordered-set aggregate with a VARIADIC direct argument must have one VARIADIC aggregated argument of the same data type.

[System Processing]

Processing will be aborted.

[Action]

To investigate the cause of the occurrence from the message, and remove cause.

## 2.63.35 16638

---

**argument declared "anyrange" is not a range type but type @1@**

[Description]

argument declared \"anyrange\" is not a range type but type format type of range\_type.

[System Processing]

Processing will be aborted.

[Action]

To investigate the cause of the occurrence from the message, and remove cause.

## 2.63.36 16639

---

**argument list must have even number of elements**

[Description]

argument list must have even number of elements.

[System Processing]

Processing will be aborted.

[Action]

To investigate the cause of the occurrence from the message, and remove cause.

## 2.63.37 16640

---

**argument of lo\_read exceeds integer range**

[Description]

argument of lo\_read exceeds integer range. Long ago, somebody thought it'd be a good idea to declare this function as taking size\_t ... but the underlying backend function only accepts a signed int32 length. So throw error if the given value overflows int32.

[System Processing]

Processing will be aborted.

[Action]

To investigate the cause of the occurrence from the message, and remove cause.



## 2.63.38 16641

---

### argument of lo\_truncate exceeds integer range

#### [Description]

argument of lo\_truncate exceeds integer range\n.Long ago, somebody thought it'd be a good idea to declare this function as taking size\_t ... but the underlying backend function only accepts a signed int32 length. So throw error if the given value overflows int32. (A possible alternative is to automatically redirect the call to lo\_truncate64; but if the caller wanted to rely on that backend function being available, he could have called lo\_truncate64 for himself.)

#### [System Processing]

Processing will be aborted.

#### [Action]

To investigate the cause of the occurrence from the message, and remove cause.

## 2.63.39 16642

---

### argument of lo\_write exceeds integer range

#### [Description]

argument of lo\_write exceeds integer range\n.Long ago, somebody thought it'd be a good idea to declare this function as taking size\_t ... but the underlying backend function only accepts a signed int32 length. So throw error if the given value overflows int32.

#### [System Processing]

Processing will be aborted.

#### [Action]

To investigate the cause of the occurrence from the message, and remove cause.

## 2.63.40 16643

---

### argument of @1@ must be an array of objects

#### [Description]

argument of funcname must be an array of objects.

#### [System Processing]

Processing will be aborted.

#### [Action]

To investigate the cause of the occurrence from the message, and remove cause.

## 2.63.41 16644

---

### Array contents must start with "{"

#### [Description]

Array contents must start with \"{\".intuit dimensions from brace structure -- it better match what we were given.

#### [System Processing]

Processing will be aborted.

[Action]

To investigate the cause of the occurrence from the message, and remove cause.

## 2.63.42 16645

---

### array must be one-dimensional

[Description]

array must be one-dimensional.

[System Processing]

Processing will be aborted.

[Action]

To investigate the cause of the occurrence from the message, and remove cause.

## 2.63.43 16646

---

### array must have even number of elements

[Description]

array must have even number of elements.

[System Processing]

Processing will be aborted.

[Action]

To investigate the cause of the occurrence from the message, and remove cause.

## 2.63.44 16647

---

### array must have two columns

[Description]

array must have two columns.

[System Processing]

Processing will be aborted.

[Action]

To investigate the cause of the occurrence from the message, and remove cause.

## 2.63.45 16648

---

### array must not contain nulls

[Description]

array must not contain nulls.

[System Processing]

Processing will be aborted.

[Action]

To investigate the cause of the occurrence from the message, and remove cause.

## 2.63.46 16649

---

### Array value must start with "{" or dimension information

#### [Description]

Array value must start with "{" or dimension information. No array dimensions, so intuit dimensions from brace structure.

#### [System Processing]

Processing will be aborted.

#### [Action]

To investigate the cause of the occurrence from the message, and remove cause.

## 2.63.47 16650

---

### authentication file line too long

#### [Description]

authentication file line too long. Line too long!

#### [System Processing]

Processing will be aborted.

#### [Action]

To investigate the cause of the occurrence from the message, and remove cause.

## 2.63.48 16651

---

### a variadic ordered-set aggregate must use VARIADIC type ANY

#### [Description]

a variadic ordered-set aggregate must use VARIADIC type ANY. An ordered-set aggregate that is VARIADIC must be VARIADIC ANY. In principle we could support regular variadic types, but it would make things much more complicated because we'd have to assemble the correct subsets of arguments into array values. Since no standard aggregates have use for such a case, we aren't bothering for now.

#### [System Processing]

Processing will be aborted.

#### [Action]

To investigate the cause of the occurrence from the message, and remove cause.

## 2.63.49 16652

---

### a worker process died unexpectedly

#### [Description]

a worker process died unexpectedly.

#### [System Processing]

Processing will be aborted.

#### [Action]

To investigate the cause of the occurrence from the message, and remove cause.

## 2.63.50 16653

---

### canceling statement due to lock timeout

#### [Description]

canceling statement due to lock timeout.If LOCK\_TIMEOUT and STATEMENT\_TIMEOUT indicators are both set, we prefer to report the former; but be sure to clear both.

#### [System Processing]

Processing will be aborted.

#### [Action]

To investigate the cause of the occurrence from the message, and remove cause.

## 2.63.51 16654

---

### cannot extract elements from an object

#### [Description]

cannot extract elements from an object.

#### [System Processing]

Processing will be aborted.

#### [Action]

To investigate the cause of the occurrence from the message, and remove cause.

## 2.63.52 16655

---

### cannot extract elements from a scalar

#### [Description]

cannot extract elements from a scalar.

#### [System Processing]

Processing will be aborted.

#### [Action]

To investigate the cause of the occurrence from the message, and remove cause.

## 2.63.53 16656

---

### cannot get array length of a non-array

#### [Description]

cannot get array length of a non-array.

#### [System Processing]

Processing will be aborted.

#### [Action]

To investigate the cause of the occurrence from the message, and remove cause.

## 2.63.54 16657

---

### cannot get array length of a scalar

[Description]

cannot get array length of a scalar.

[System Processing]

Processing will be aborted.

[Action]

To investigate the cause of the occurrence from the message, and remove cause.

## 2.63.55 16658

---

### cannot have more than 2<sup>32</sup>-2 commands in a transaction

[Description]

cannot have more than 2<sup>32</sup>-2 commands in a transaction.

[System Processing]

Processing will be aborted.

[Action]

To investigate the cause of the occurrence from the message, and remove cause.

## 2.63.56 16659

---

### cannot insert into column "@1@" of view "@2@"

[Description]

cannot insert into column non\_updatable\_col of view RelationGetRelationName(view). This is a different error, caused by an attempt to update a non-updatable column in an otherwise updatable view.

[System Processing]

Processing will be aborted.

[Action]

To investigate the cause of the occurrence from the message, and remove cause.

## 2.63.57 16660

---

### cannot insert into foreign table "@1@"

[Description]

cannot insert into foreign table RelationName of resultRel.

[System Processing]

Processing will be aborted.

[Action]

To investigate the cause of the occurrence from the message, and remove cause.

## 2.63.58 16661

---

### cannot lock rows in materialized view "@1@"

[Description]

cannot lock rows in materialized view RelationName of provided rel.Allow referencing a matview, but not actual locking clauses.

[System Processing]

Processing will be aborted.

[Action]

To investigate the cause of the occurrence from the message, and remove cause.

## 2.63.59 16662

---

### cannot move relations in to or out of pg\_global tablespace

[Description]

cannot move relations in to or out of pg\_global tablespace.Can't move shared relations in to or out of pg\_global. This is also checked by ATExecSetTableSpace, but nice to stop earlier.

[System Processing]

Processing will be aborted.

[Action]

To investigate the cause of the occurrence from the message, and remove cause.

## 2.63.60 16663

---

### cannot perform FREEZE because of prior transaction activity

[Description]

cannot perform FREEZE because of prior transaction activity.

[System Processing]

Processing will be aborted.

[Action]

To investigate the cause of the occurrence from the message, and remove cause.

## 2.63.61 16664

---

### cannot perform FREEZE because the table was not created or truncated in the current subtransaction

[Description]

cannot perform FREEZE because the table was not created or truncated in the current subtransaction.

[System Processing]

Processing will be aborted.

[Action]

To investigate the cause of the occurrence from the message, and remove cause.

## 2.63.62 16665

---

### cannot refresh materialized view "@1@" concurrently

[Description]

cannot refresh materialized view matviewname concurrently.

[System Processing]

Processing will be aborted.

[Action]

To investigate the cause of the occurrence from the message, and remove cause.

## 2.63.63 16666

---

### cannot rename inherited constraint "@1@"

[Description]

cannot rename inherited constraint oldconname.

[System Processing]

Processing will be aborted.

[Action]

To investigate the cause of the occurrence from the message, and remove cause.

## 2.63.64 16667

---

### cannot return non-composite value from function returning composite type

[Description]

cannot return non-composite value from function returning composite type.

[System Processing]

Processing will be aborted.

[Action]

To investigate the cause of the occurrence from the message, and remove cause.

## 2.63.65 16668

---

### cannot rewrite table "@1@" used as a catalog table

[Description]

cannot rewrite table Relation name used as a catalog table

[System Processing]

Processing will be aborted.

[Action]

To investigate the cause of the occurrence from the message, and remove cause.

## 2.63.66 16669

---

---

### cannot update column "@1@" of view "@2@"

[Description]

cannot update column non\_updatable\_col of view RelationGetRelationName(view).

[System Processing]

Processing will be aborted.

[Action]

To investigate the cause of the occurrence from the message, and remove cause.

---

## 2.63.67 16670

---

### cannot update foreign table "@1@"

[Description]

cannot update foreign table resultRel relation name.

[System Processing]

Processing will be aborted.

[Action]

To investigate the cause of the occurrence from the message, and remove cause.

---

## 2.63.68 16671

---

### cannot use a logical replication slot for physical replication

[Description]

Logical replication slots, similar to physical slots except that they are attached to a single database.cannot use a logical replication slot for physical replication.

[System Processing]

Processing will be aborted.

[Action]

To investigate the cause of the occurrence from the message, and remove cause.

---

## 2.63.69 16672

---

### cannot use DISTINCT with WITHIN GROUP

[Description]

cannot use DISTINCT with WITHIN GROUP.The order clause for WITHIN GROUP and the one for plain-aggregate ORDER BY share a field, so we have to check here that at most one is present. We also check for DISTINCT here to give a better error location.

[System Processing]

Processing will be aborted.

[Action]

To investigate the cause of the occurrence from the message, and remove cause.

---

## 2.63.70 16673

---



---

### cannot use expression index "@1@" as replica identity

[Description]

cannot use expression index Relation name of indexRel as replica identity. Expression indexes aren't supported.

[System Processing]

Processing will be aborted.

[Action]

To investigate the cause of the occurrence from the message, and remove cause.

---

## 2.63.71 16674

---

### cannot use invalid index "@1@" as replica identity

[Description]

cannot use invalid index Relation name of indexRel as replica identity.

[System Processing]

Processing will be aborted.

[Action]

To investigate the cause of the occurrence from the message, and remove cause.

---

## 2.63.72 16675

---

### cannot use ldapbasedn, ldapbinddn, ldapbindpasswd, ldapsearchattribute, or ldapurl together with ldaprefix

[Description]

cannot use ldapbasedn, ldapbinddn, ldapbindpasswd, ldapsearchattribute, or ldapurl together with ldaprefix. LDAP can operate in two modes: either with a direct bind, using ldaprefix and ldapsuffix, or using a search+bind, using ldapbasedn, ldapbinddn, ldapbindpasswd and ldapsearchattribute. Disallow mixing these parameters.

[System Processing]

Processing will be aborted.

[Action]

To investigate the cause of the occurrence from the message, and remove cause.

---

## 2.63.73 16676

---

### cannot use multiple ORDER BY clauses with WITHIN GROUP

[Description]

cannot use multiple ORDER BY clauses with WITHIN GROUP.

[System Processing]

Processing will be aborted.

[Action]

To investigate the cause of the occurrence from the message, and remove cause.

## 2.63.74 16677

---

### cannot use non-immediate index "@1@" as replica identity

#### [Description]

cannot use non-immediate index Relation name of indexRel as replica identity. Deferred indexes are not guaranteed to be always unique.

#### [System Processing]

Processing will be aborted.

#### [Action]

To investigate the cause of the occurrence from the message, and remove cause.

## 2.63.75 16678

---

### cannot use non-unique index "@1@" as replica identity

#### [Description]

cannot use non-unique index Relation name of indexRel as replica identity. The Access Method must support uniqueness, and the index must in fact be unique.

#### [System Processing]

Processing will be aborted.

#### [Action]

To investigate the cause of the occurrence from the message, and remove cause.

## 2.63.76 16679

---

### cannot use partial index "@1@" as replica identity

#### [Description]

cannot use partial index Relation name of indexRel as replica identity.

#### [System Processing]

Processing will be aborted.

#### [Action]

To investigate the cause of the occurrence from the message, and remove cause.

## 2.63.77 16680

---

### cannot use physical replication slot for logical decoding

#### [Description]

cannot use physical replication slot for logical decoding.

#### [System Processing]

Processing will be aborted.

#### [Action]

To investigate the cause of the occurrence from the message, and remove cause.

## 2.63.78 16681

---

### cannot use subquery in DEFAULT expression

#### [Description]

cannot use subquery in DEFAULT expression. Check to see if the sublink is in an invalid place within the query. We allow sublinks everywhere in SELECT/INSERT/UPDATE/DELETE, but generally not in utility statements.

#### [System Processing]

Processing will be aborted.

#### [Action]

To investigate the cause of the occurrence from the message, and remove cause.

## 2.63.79 16682

---

### cannot use VARIADIC with WITHIN GROUP

#### [Description]

cannot use VARIADIC with WITHIN GROUP.

#### [System Processing]

Processing will be aborted.

#### [Action]

To investigate the cause of the occurrence from the message, and remove cause.

## 2.63.80 16683

---

### check constraints for domains cannot be marked NO INHERIT

#### [Description]

check constraints for domains cannot be marked NO INHERIT. Check constraints are handled after domain creation, as they require the Oid of the domain; at this point we can only check that they're not marked NO INHERIT, because that would be bogus.

#### [System Processing]

Processing will be aborted.

#### [Action]

To investigate the cause of the occurrence from the message, and remove cause.

## 2.63.81 16684

---

### CONCURRENTLY and WITH NO DATA options cannot be used together

#### [Description]

CONCURRENTLY and WITH NO DATA options cannot be used together. Check that conflicting options have not been specified.

#### [System Processing]

Processing will be aborted.

#### [Action]

To investigate the cause of the occurrence from the message, and remove cause.

## 2.63.82 16685

---

### CONCURRENTLY cannot be used when the materialized view is not populated

[Description]

CONCURRENTLY cannot be used when the materialized view is not populated. Check that CONCURRENTLY is not specified if not populated.

[System Processing]

Processing will be aborted.

[Action]

To investigate the cause of the occurrence from the message, and remove cause.

## 2.63.83 16687

---

### constraint "@1@" of relation "@2@" is not a foreign key or check constraint

[Description]

constraint constrName of relation RelationName(rel) is not a foreign key or check constraint.

[System Processing]

Processing will be aborted.

[Action]

To investigate the cause of the occurrence from the message, and remove cause.

## 2.63.84 16688

---

### could not change directory to "@1@": @2@

[Description]

could not change directory to path: strerror(errno). could not change directory to orig\_wd: strerror(errno).

[System Processing]

Processing will be aborted.

[Action]

To investigate the cause of the occurrence from the message, and remove cause.

## 2.63.85 16689

---

### could not close directory "@1@": @2@

[Description]

could not close directory ctx->directory and the corresponding error will be printed.

[System Processing]

Processing will be aborted.

[Action]

To investigate the cause of the occurrence from the message, and remove cause.

## 2.63.86 16690

---

### could not close log file @1 @: @2@

#### [Description]

could not close log file XLogFileNameP(ThisTimeLineID, openLogSegNo) and the reason failure also printed along with error.

#### [System Processing]

Processing will be aborted.

#### [Action]

To investigate the cause of the occurrence from the message, and remove cause.

## 2.63.87 16691

---

### could not close log segment @1 @: @2@

#### [Description]

could not close log segment XLogFileNameP(recvFileTLI, recvSegNo) and the reason for failure also printed along with error.

#### [System Processing]

Processing will be aborted.

#### [Action]

To investigate the cause of the occurrence from the message, and remove cause.

## 2.63.88 16692

---

### could not close pipe to external command: @1 @

#### [Description]

could not close pipe to external command and the reason for failure also printed along with error.

#### [System Processing]

Processing will be aborted.

#### [Action]

To investigate the cause of the occurrence from the message, and remove cause.

## 2.63.89 16693

---

### could not close pipe to external command: @1 @

#### [Description]

could not close pipe to external command: strerror(errno).

#### [System Processing]

Processing will be aborted.

#### [Action]

To investigate the cause of the occurrence from the message, and remove cause.

## 2.63.90 16694

---

---

### could not complete SSL handshake on renegotiation, too many failures

[Description]

could not complete SSL handshake on renegotiation, too many failures. A handshake can fail, so be prepared to retry it, but only a few times and in this case we considered maximum limit is 20 times.

[System Processing]

Processing will be aborted.

[Action]

To investigate the cause of the occurrence from the message, and remove cause.

---

## 2.63.91 16695

---

### could not create any Unix-domain sockets

[Description]

could not create any Unix-domain sockets.

[System Processing]

Processing will be aborted.

[Action]

To investigate the cause of the occurrence from the message, and remove cause.

---

## 2.63.92 16696

---

### could not create communication channels: @1@

[Description]

could not create communication channels: strerror(errno).

[System Processing]

Processing will be aborted.

[Action]

To investigate the cause of the occurrence from the message, and remove cause.

---

## 2.63.93 16697

---

### could not create shared memory segment "@1@": @2@

[Description]

could not create shared memory segment name and reason for failure also printed along with error.

[System Processing]

Processing will be aborted.

[Action]

To investigate the cause of the occurrence from the message, and remove cause.

---

## 2.63.94 16698

---

### could not create Unix-domain socket in directory "@1@"

[Description]

could not create Unix-domain socket in one of the `Unix_socket_directories`.

[System Processing]

Processing will be aborted.

[Action]

To investigate the cause of the occurrence from the message, and remove cause.

## 2.63.95 16699

---

### could not determine data type for argument @1@

[Description]

could not determine data type for argument 1. since `json_object_agg()` is declared as taking type "any", the parser will not do any type conversion on unknown-type literals (that is, undecorated strings or NULLs). Such values will arrive here as type UNKNOWN, which fortunately does not matter to us, since `unknownout()` works fine.

[System Processing]

Processing will be aborted.

[Action]

To investigate the cause of the occurrence from the message, and remove cause.

## 2.64 Message Numbers Beginning with 16700

---

### 2.64.1 16700

---

#### could not determine encoding for codeset "@1@"

[Description]

could not determine encoding for codeset `cp` followed by the provided unsigned integer.

[System Processing]

Processing will be aborted.

[Action]

To investigate the cause of the occurrence from the message, and remove cause.

### 2.64.2 16701

---

#### could not duplicate handle for "@1@": @2@

[Description]

could not duplicate handle for handle name and the reason for failure also printed along with error.

[System Processing]

Processing will be aborted.

[Action]

To investigate the cause of the occurrence from the message, and remove cause.

### 2.64.3 16702

---

#### could not execute command "@1@": @2@

[Description]

could not execute command filename and reason for failure also printed along with error.

[System Processing]

Processing will be aborted.

[Action]

To investigate the cause of the occurrence from the message, and remove cause.

### 2.64.4 16703

---

#### could not execute command "@1@": @2@

[Description]

could not execute command options->file and the strerror(errno).

[System Processing]

Processing will be aborted.

[Action]

To investigate the cause of the occurrence from the message, and remove cause.

### 2.64.5 16704

---

#### could not fdatsync log file @1@: @2@

[Description]

could not fdatsync log file XLogFileNameP(ThisTimeLineID, segno) and the reason for failure also printed along with error.

[System Processing]

Processing will be aborted.

[Action]

To investigate the cause of the occurrence from the message, and remove cause.

### 2.64.6 16705

---

#### could not fork worker process: @1@

[Description]

could not fork worker process. The reason for failure also printed along with error.

[System Processing]

Processing will be aborted.

[Action]

To investigate the cause of the occurrence from the message, and remove cause.

### 2.64.7 16706

---



---

### could not fsync log file @1@: @2@

#### [Description]

could not fsync log file XLogFileNameP(ThisTimeLineID, segno) and reason for failure also printed along with error.

#### [System Processing]

Processing will be aborted.

#### [Action]

To investigate the cause of the occurrence from the message, and remove cause.

---

## 2.64.8 16707

---

### could not fsync log segment @1@: @2@

#### [Description]

could not fsync log segment XLogFileNameP(ThisTimeLineID, openLogSegNo) and reason for failure also printed along with error. XLogFileNameP(ThisTimeLineID, openLogSegNo) currently open log segment (if any). Also, if the open flag is changing, close the log file so it will be reopened (with new flag bit) at next use.

#### [System Processing]

Processing will be aborted.

#### [Action]

To investigate the cause of the occurrence from the message, and remove cause.

---

## 2.64.9 16708

---

### could not fsync write-through log file @1@: @2@

#### [Description]

could not fsync write-through log file XLogFileNameP(ThisTimeLineID, segno) and the reason for failure also printed along with error.

#### [System Processing]

Processing will be aborted.

#### [Action]

To investigate the cause of the occurrence from the message, and remove cause.

---

## 2.64.10 16709

---

### could not get current working directory: @1@

#### [Description]

could not get current working directory: strerror(errno).

#### [System Processing]

Processing will be aborted.

#### [Action]

To investigate the cause of the occurrence from the message, and remove cause.

---

## 2.64.11 16710

---

### could not get home directory for user ID @1@: @2@

#### [Description]

could not get home directory for user ID user\_id and strerror(errno) if errno set otherwise print \_("user does not exist").

#### [System Processing]

Processing will be aborted.

#### [Action]

To investigate the cause of the occurrence from the message, and remove cause.

---

## 2.64.12 16711

---

### could not get junction for "@1@": @2@

#### [Description]

could not get junction for path :msg.

#### [System Processing]

Processing will be aborted.

#### [Action]

To investigate the cause of the occurrence from the message, and remove cause.

---

## 2.64.13 16712

---

### could not get relation name for OID @1@: @2@

#### [Description]

could not get relation name for OID te->catalogId.oid, PQerrorMessage(AH->connection).

#### [System Processing]

Processing will be aborted.

#### [Action]

To investigate the cause of the occurrence from the message, and remove cause.

---

## 2.64.14 16713

---

### could not get shared memory segment: @1@

#### [Description]

could not get shared memory segment and reason for failure also printed along with error.

#### [System Processing]

Processing will be aborted.

#### [Action]

To investigate the cause of the occurrence from the message, and remove cause.

---

## 2.64.15 16714

---

### Could not identify system: got @1@ rows and @2@ fields, expected @3@ rows and @4@ or more fields

[Description]

Could not identify system: got res->ntups rows and res->numAttributes fields, expected 3 rows and 1 or more fields.

[System Processing]

Processing will be aborted.

[Action]

To investigate the cause of the occurrence from the message, and remove cause.

## 2.64.16 16715

---

### could not import a module for Decimal constructor

[Description]

could not import a module for Decimal constructor. Try to import cdecimal. If it doesn't exist, fall back to decimal.

[System Processing]

Processing will be aborted.

[Action]

To investigate the cause of the occurrence from the message, and remove cause.

## 2.64.17 16716

---

### could not initialize LDAP: @1@

[Description]

could not initialize LDAP and reason for failure also printed along with error.

[System Processing]

Processing will be aborted.

[Action]

To investigate the cause of the occurrence from the message, and remove cause.

## 2.64.18 16719

---

### could not look up local user ID @1@: @2@

[Description]

could not look up local user ID geteuid() and error string for the corresponding errno will be printed or if it is unknown error it will print "Unknown error".

[System Processing]

Processing will be aborted.

[Action]

To investigate the cause of the occurrence from the message, and remove cause.

## 2.64.19 16720

---

### could not look up local user ID @1@: @2@

[Description]

could not look up local user ID (long)uid and if errno is set error string for the corresponding errno will be printed otherwise "user does not exist" will be printed.

[System Processing]

Processing will be aborted.

[Action]

To investigate the cause of the occurrence from the message, and remove cause.

## 2.64.20 16721

---

### could not map anonymous shared memory: @1@

[Description]

could not map anonymous shared memory and the reason for failure will be printed along with error.If errno is ENOMEM means This error usually means that PostgreSQL's request for a shared memory segment exceeded available memory, swap space, or huge pages. To reduce the request size (currently size bytes), reduce PostgreSQL's shared memory usage, perhaps by reducing shared\_buffers or max\_connections.

[System Processing]

Processing will be aborted.

[Action]

To investigate the cause of the occurrence from the message, and remove cause.

## 2.64.21 16722

---

### could not map shared memory segment "@1@": @2@

[Description]

could not map shared memory segment handle name and reason for failure also printed along with error.

[System Processing]

Processing will be aborted.

[Action]

To investigate the cause of the occurrence from the message, and remove cause.

## 2.64.22 16723

---

### could not obtain lock on relation "@1@"

[Description]

could not obtain lock on relation relation name. Lock relation. This will also accept any pending invalidation messages. If we got back InvalidOid, indicating not found, then there's nothing to lock, but we accept invalidation messages anyway, to flush any negative catcache entries that may be lingering.

[System Processing]

Processing will be aborted.

[Action]

To investigate the cause of the occurrence from the message, and remove cause.

## 2.64.23 16724

---

### could not open backend variables file "@1@": @2@

[Description]

could not open backend variables file id and stterror(errno).

[System Processing]

Processing will be aborted.

[Action]

To investigate the cause of the occurrence from the message, and remove cause.

## 2.64.24 16725

---

### could not open configuration directory "@1@": @2@

[Description]

could not open configuration directory absolute location of includedir and the reason for failure also be printed along with error.

[System Processing]

Processing will be aborted.

[Action]

To investigate the cause of the occurrence from the message, and remove cause.

## 2.64.25 16726

---

### could not open shared memory segment "@1@": @2@

[Description]

could not open shared memory segment dsm handle name and reason for failure also printed.

[System Processing]

Processing will be aborted.

[Action]

To investigate the cause of the occurrence from the message, and remove cause.

## 2.64.26 16727

---

### could not open transaction log file "@1@": @2@

[Description]

could not open transaction log file path and reason for failure also prined along with error.

[System Processing]

Processing will be aborted.

[Action]

To investigate the cause of the occurrence from the message, and remove cause.

## 2.64.27 16728

---

---

### could not parse file name "@1@"

#### [Description]

could not parse file name path name. temporary filenames from SnapBuildSerialize() include the LSN and everything but are postfixed by \$.pid.tmp. We can just remove them the same as other files because there can be none that are currently being written that are older than cutoff. We just log a message if a file doesn't fit the pattern, it's probably some editors lock/state file or similar...

#### [System Processing]

Processing will be aborted.

#### [Action]

To investigate the cause of the occurrence from the message, and remove cause.

---

## 2.64.28 16729

---

### could not parse LDAP URL "@1@": @2@

#### [Description]

could not parse LDAP URL val and ldap\_err2string on the return value of ldap\_url\_parse.

#### [System Processing]

Processing will be aborted.

#### [Action]

To investigate the cause of the occurrence from the message, and remove cause.

---

## 2.64.29 16730

---

### could not perform initial LDAP bind for ldapbinddn "@1@" on server "@2@": @3@

#### [Description]

could not perform initial LDAP bind for ldapbinddn port->hba->ldapbinddn on server port->hba->ldapservers and ldap\_err2string on the return value of ldap\_simple\_bind\_s. Bind with a pre-defined username/password (if available) for searching. If none is specified, this turns into an anonymous bind.

#### [System Processing]

Processing will be aborted.

#### [Action]

To investigate the cause of the occurrence from the message, and remove cause.

---

## 2.64.30 16731

---

### could not read directory "@1@": @2@

#### [Description]

could not read directory path and strerror(errno).

#### [System Processing]

Processing will be aborted.

#### [Action]

To investigate the cause of the occurrence from the message, and remove cause.

## 2.64.31 16732

---

**could not read file "@1@", read @2@ of @3@: @4@**

[Description]

could not read file path, read readBytes of (int) SnapBuildOnDiskConstantSize) and the reason for failure also printed along with error. This error can occur during reading statically sized portion of snapshot or reading SnapBuild or during restore running xacts information or during restore committed xacts information.

[System Processing]

Processing will be aborted.

[Action]

To investigate the cause of the occurrence from the message, and remove cause.

## 2.64.32 16733

---

**could not read file "@1@", read @2@ of @3@: @4@**

[Description]

could not read file , path read readBytes of (uint32) ReplicationSlotOnDiskConstantSize) and the reason for failure also printed along with the error.

[System Processing]

Processing will be aborted.

[Action]

To investigate the cause of the occurrence from the message, and remove cause.

## 2.64.33 16734

---

**could not read from backend variables file "@1@": @2@**

[Description]

could not read from backend variables file id and strerror(errno).

[System Processing]

Processing will be aborted.

[Action]

To investigate the cause of the occurrence from the message, and remove cause.

## 2.64.34 16735

---

**could not read from file "@1@": read @2@ instead of @3@ bytes**

[Description]

could not read from file path: read readBytes instead of (int32) sizeof(LogicalRewriteMappingData) bytes.

[System Processing]

Processing will be aborted.

[Action]

To investigate the cause of the occurrence from the message, and remove cause.

## 2.64.35 16736

---

**could not read from log segment @1@, offset @2@, length @3@: @4@**

[Description]

could not read from log segment XLogFileNameP(curFileTimeLine, sendSegNo), offset sendOff, length (unsigned long) segbytes) and the reason for failure also printed along with the error.

[System Processing]

Processing will be aborted.

[Action]

To investigate the cause of the occurrence from the message, and remove cause.

## 2.64.36 16737

---

**could not read from log segment @1@, offset @2@: @3@**

[Description]

could not read from log segment fname, offset readOff and reason for failure also printed along with error.

[System Processing]

Processing will be aborted.

[Action]

To investigate the cause of the occurrence from the message, and remove cause.

## 2.64.37 16738

---

**could not read from reorderbuffer spill file: @1@**

[Description]

could not read from reorderbuffer spill file and the reason for failure also be printed along with the error.

[System Processing]

Processing will be aborted.

[Action]

To investigate the cause of the occurrence from the message, and remove cause.

## 2.64.38 16739

---

**could not read from reorderbuffer spill file: read @1@ instead of @2@ bytes**

[Description]

could not read from reorderbuffer spill file: read readBytes instead of (uint32) sizeof(ReorderBufferDiskChange) bytes.

[System Processing]

Processing will be aborted.

[Action]

To investigate the cause of the occurrence from the message, and remove cause.



## 2.64.39 16740

---

### could not read from tuplestore temporary file: @1@

#### [Description]

could not read from tuplestore temporary file and reason for failure also printed along with error.

#### [System Processing]

Processing will be aborted.

#### [Action]

To investigate the cause of the occurrence from the message, and remove cause.

## 2.64.40 16741

---

### could not read time zone file "@1@": @2@

#### [Description]

could not read time zone file filename and the reason for failure also be printed along with error.

#### [System Processing]

Processing will be aborted.

#### [Action]

To investigate the cause of the occurrence from the message, and remove cause.

## 2.64.41 16742

---

### could not receive timeline history file from "the primary server: @1@

#### [Description]

could not receive timeline history file from "the primary server:PQerrorMessage(streamConn).

#### [System Processing]

Processing will be aborted.

#### [Action]

To investigate the cause of the occurrence from the message, and remove cause.

## 2.64.42 16743

---

### could not remove directory "@1@"

#### [Description]

could not remove directory tmp\_path. If removing the directory fails, the worst thing that will happen is that the user won't be able to create a new slot with the same name until the next server restart. We crashed while a slot was being setup or deleted, clean up. If we crashed with an ephemeral slot active, don't restore but delete it.

#### [System Processing]

Processing will be aborted.

#### [Action]

To investigate the cause of the occurrence from the message, and remove cause.

## 2.64.43 16744

---

### could not remove shared memory segment "@1@": @2@

#### [Description]

could not remove shared memory segment name and reason for failure also printed along with error.

#### [System Processing]

Processing will be aborted.

#### [Action]

To investigate the cause of the occurrence from the message, and remove cause.

## 2.64.44 16746

---

### could not resize shared memory segment "@1@" to @2@ bytes: @3@

#### [Description]

could not resize shared memory segment name to request\_size bytes.

#### [System Processing]

Processing will be aborted.

#### [Action]

To investigate the cause of the occurrence from the message, and remove cause.

## 2.64.45 16747

---

### Could not resolve client IP address to a host name: @1@

#### [Description]

Could not resolve client IP address to a host name gai\_strerror(port->remote\_hostname\_errcode).

#### [System Processing]

Processing will be aborted.

#### [Action]

To investigate the cause of the occurrence from the message, and remove cause.

## 2.64.46 16748

---

### could not restore file "@1@" from archive: @2@

#### [Description]

could not restore file xlogfname from archive: Returns a human-readable string explaining the reason a child process terminated by taking the argument as rc.

#### [System Processing]

Processing will be aborted.

#### [Action]

To investigate the cause of the occurrence from the message, and remove cause.

## 2.64.47 16749

---

### could not search LDAP for filter "@1@" on server "@2@" : @3@

[Description]

could not search LDAP for filter filter on server port->hba->ldapservers: ldap\_err2string(return value of ldap\_search\_s).

[System Processing]

Processing will be aborted.

[Action]

To investigate the cause of the occurrence from the message, and remove cause.

## 2.64.48 16750

---

### could not seek in log file @1@ to offset @2@: @3@

[Description]

could not seek in log file XLogFileNameP(ThisTimeLineID, openLogSegNo) to offset startoffset and reason for failure also printed along with error.

[System Processing]

Processing will be aborted.

[Action]

To investigate the cause of the occurrence from the message, and remove cause.

## 2.64.49 16751

---

### could not seek in log segment @1@ to offset @2@: @3@

[Description]

could not seek in log segment fname to offset readOff: the reason for failure also printed along with the error.

[System Processing]

Processing will be aborted.

[Action]

To investigate the cause of the occurrence from the message, and remove cause.

## 2.64.50 16752

---

### could not seek in tuplestore temporary file: @1@

[Description]

could not seek in tuplestore temporary file and the reason for failure also printed along with error.

[System Processing]

Processing will be aborted.

[Action]

To investigate the cause of the occurrence from the message, and remove cause.

## 2.64.51 16753

---

### could not seek to beginning of file "@1@": @2@

#### [Description]

could not seek to beginning of file path and the reason for failure also printed along with error.

#### [System Processing]

Processing will be aborted.

#### [Action]

To investigate the cause of the occurrence from the message, and remove cause.

## 2.64.52 16754

---

### could not send end-of-streaming message to primary: @1@

#### [Description]

could not send end-of-streaming message to primary: PQerrorMessage(streamConn).

#### [System Processing]

Processing will be aborted.

#### [Action]

To investigate the cause of the occurrence from the message, and remove cause.

## 2.64.53 16755

---

### could not set LDAP protocol version: @1@

#### [Description]

could not set LDAP protocol version: ldap\_err2string(return value of ldap\_set\_option).

#### [System Processing]

Processing will be aborted.

#### [Action]

To investigate the cause of the occurrence from the message, and remove cause.

## 2.64.54 16756

---

### could not set socket to nonblocking mode: @1@

#### [Description]

could not set socket to nonblocking mode: the reason for failure also printed along with the error.

#### [System Processing]

Processing will be aborted.

#### [Action]

To investigate the cause of the occurrence from the message, and remove cause.

## 2.64.55 16757

---

---

### could not set socket to nonblocking mode: @1@

[Description]

could not set socket to nonblocking mode: SOCK\_STRERROR(SOCK\_ERRNO, sebuf, sizeof(sebuf)).

[System Processing]

Processing will be aborted.

[Action]

To investigate the cause of the occurrence from the message, and remove cause.

---

## 2.64.56 16758

---

### could not set variable "@1@"

[Description]

could not set variable varname.

[System Processing]

Processing will be aborted.

[Action]

To investigate the cause of the occurrence from the message, and remove cause.

---

## 2.64.57 16759

---

### could not start LDAP TLS session: @1@

[Description]

could not start LDAP TLS session: ldap\_err2string(return value of \_ldap\_start\_tls\_sA).

[System Processing]

Processing will be aborted.

[Action]

To investigate the cause of the occurrence from the message, and remove cause.

---

## 2.64.58 16760

---

### could not stat control file "@1@": @2@

[Description]

could not stat control file XLOG\_CONTROL\_FILE and reason for failure also printed along with the error.

[System Processing]

Processing will be aborted.

[Action]

To investigate the cause of the occurrence from the message, and remove cause.

---

## 2.64.59 16761

---

### could not stat file or directory "@1@": @2@

[Description]

could not stat file or directory path/TABLESPACE\_VERSION\_DIRECTORY :the reason for failure printed along with the error.

[System Processing]

Processing will be aborted.

[Action]

To investigate the cause of the occurrence from the message, and remove cause.

## 2.64.60 16762

---

### could not stat file "@1@": @2@

[Description]

could not stat file options->file,strerror(errno).

[System Processing]

Processing will be aborted.

[Action]

To investigate the cause of the occurrence from the message, and remove cause.

## 2.64.61 16763

---

### could not stat shared memory segment "@1@": @2@

[Description]

could not stat shared memory segment name:the reason for failure also printed along with the error.

[System Processing]

Processing will be aborted.

[Action]

To investigate the cause of the occurrence from the message, and remove cause.

## 2.64.62 16764

---

### could not stat trigger file "@1@": @2@

[Description]

Check to see whether the user-specified trigger file exists and whether a promote request has arrived. If either condition holds, return true.

[System Processing]

Processing will be aborted.

[Action]

To investigate the cause of the occurrence from the message, and remove cause.

## 2.64.63 16765

---

### Could not translate client host name "@1@" to IP address: @2@

[Description]

could not translate the client host name to ip address.

[System Processing]

Processing will be aborted.

[Action]

To investigate the cause of the occurrence from the message, and remove cause.

## 2.64.64 16766

---

### could not truncate file "@1@" to @2@: @3@

[Description]

Truncate all data that's not guaranteed to have been safely fsynced (by previous record or by the last checkpoint).

[System Processing]

Processing will be aborted.

[Action]

To investigate the cause of the occurrence from the message, and remove cause.

## 2.64.65 16767

---

### could not unmap shared memory segment "@1@": @2@

[Description]

could not unmap shared memory segment name: the reason for failure also printed along with the error.

[System Processing]

Processing will be aborted.

[Action]

To investigate the cause of the occurrence from the message, and remove cause.

## 2.64.66 16768

---

### could not write to COPY program: @1@

[Description]

could not write to COPY program: the reason for failure is printed along with the error.

[System Processing]

Processing will be aborted.

[Action]

To investigate the cause of the occurrence from the message, and remove cause.

## 2.64.67 16769

---

### could not write to data file for XID @1@: @2@

[Description]

could not write to data file for XID (txn->xid) and the reason for failure is also printed along with the error.

[System Processing]

Processing will be aborted.

[Action]

To investigate the cause of the occurrence from the message, and remove cause.

## 2.64.68 16770

---

### could not write to file "@1@", wrote @2@ of @3@: @4@

[Description]

could not write to file src->path, wrote written of len: the reason for failure also printed along with the error.

[System Processing]

Processing will be aborted.

[Action]

To investigate the cause of the occurrence from the message, and remove cause.

## 2.64.69 16771

---

### could not write to log file @1@ at offset @2@, length @3@: @4@

[Description]

could not write to log file XLogFileNameP(ThisTimeLineID, openLogSegNo) at offset openLogOff length nbytes: the reason for failure also printed along with the error.

[System Processing]

Processing will be aborted.

[Action]

To investigate the cause of the occurrence from the message, and remove cause.

## 2.64.70 16772

---

### could not write to log segment @1@ at offset @2@, length @3@: @4@

[Description]

if write didn't set errno, assume no disk space

[System Processing]

Processing will be aborted.

[Action]

To investigate the cause of the occurrence from the message, and remove cause.

## 2.64.71 16773

---

### could not write to the communication channel: @1@

[Description]

- 1.This function is executed in the worker process.It sends a message to the master on the communication channel.
- 2.This function is executed in the master process.It sends a message to a certain worker on the communication channel.If we're already aborting anyway, don't care if we succeed or not.The child might have gone already.



[System Processing]

Processing will be aborted.

[Action]

To investigate the cause of the occurrence from the message, and remove cause.

---

## 2.64.72 16774

---

**could not write to tuplestore temporary file: @1@**

[Description]

could not write to tuplestore temporary file

[System Processing]

Processing will be aborted.

[Action]

To investigate the cause of the occurrence from the message, and remove cause.

---

## 2.64.73 16775

---

**database connection requirement not indicated during registration**

[Description]

This flag means the bgworker requires a database connection. The connection is not established automatically; the worker must establish it later. It requires that BGWORKER\_SHMEM\_ACCESS was passed too.

[System Processing]

Processing will be aborted.

[Action]

To investigate the cause of the occurrence from the message, and remove cause.

---

## 2.64.74 16776

---

**database is not accepting commands that generate new MultiXactIds to avoid wraparound data loss in database "@1@"**

[Description]

database is not accepting commands that generate new MultiXactIds to avoid wraparound data loss in database Execute a database-wide VACUUM in that database You might also need to commit or roll back old prepared transactions

[System Processing]

Processing will be aborted.

[Action]

To investigate the cause of the occurrence from the message, and remove cause.

---

## 2.64.75 16777

---

**database is not accepting commands that generate new MultiXactIds to avoid wraparound data loss in database with OID**

[Description]

Execute a database-wide VACUUM in that database. You might also need to commit or roll back old prepared transactions.

[System Processing]

Processing will be aborted.

[Action]

To investigate the cause of the occurrence from the message, and remove cause.

## 2.64.76 16778

---

### database "@1@" is used by a logical replication slot

[Description]

Check whether there are, possibly unconnected, logical slots that refer to the to-be-dropped database. The database lock we are holding prevents the creation of new slots using the database. ReplicationSlotsCountDBSlots -- count the number of slots that refer to the passed database oid. Returns true if there are any slots referencing the database. \*nslots will be set to the absolute number of slots in the database, \*nactive to ones currently active.

[System Processing]

Processing will be aborted.

[Action]

To investigate the cause of the occurrence from the message, and remove cause.

## 2.64.77 16779

---

### date field value out of range: @1@-@2@-@3@

[Description]

date field value out of range Note: we'll reject zero or negative year values. Perhaps negativesshould be allowed to represent BC years?

[System Processing]

Processing will be aborted.

[Action]

To investigate the cause of the occurrence from the message, and remove cause.

## 2.64.78 16780

---

### date out of range: @1@-@2@-@3@

[Description]

date out of range Note: we'll reject zero or negative year values. Perhaps negativesshould be allowed to represent BC years?

[System Processing]

Processing will be aborted.

[Action]

To investigate the cause of the occurrence from the message, and remove cause.

## 2.64.79 16781

---

### DECLARE CURSOR WITH HOLD ... @1@ is not supported

[Description]

DECLARE CURSOR WITH HOLD is not supported .FOR UPDATE and WITH HOLD are not compatible

[System Processing]

Processing will be aborted.

[Action]

To investigate the cause of the occurrence from the message, and remove cause.

## 2.64.80 16782

---

### DECLARE INSENSITIVE CURSOR ... @1@ is not supported

[Description]

DECLARE INSENSITIVE CURSOR is not supportedFOR UPDATE and INSENSITIVE are not compatible

[System Processing]

Processing will be aborted.

[Action]

To investigate the cause of the occurrence from the message, and remove cause.

## 2.64.81 16783

---

### DECLARE SCROLL CURSOR ... @1@ is not supported

[Description]

DECLARE SCROLL CURSOR is not supportedFOR UPDATE and SCROLL are not compatible

[System Processing]

Processing will be aborted.

[Action]

To investigate the cause of the occurrence from the message, and remove cause.

## 2.64.82 16784

---

### ECDH: could not create key

[Description]

ECDH: could not create key

[System Processing]

Processing will be aborted.

[Action]

To investigate the cause of the occurrence from the message, and remove cause.

## 2.64.83 16785

---

### ECDH: unrecognized curve name: @1@

[Description]

ECDH: unrecognized curve name

[System Processing]

Processing will be aborted.

[Action]

To investigate the cause of the occurrence from the message, and remove cause.

---

## 2.64.84 16786

---

**enum label "@1@" already exists**

[Description]

Check if label is already in use. The unique index on pg\_enum would catch this anyway, but we prefer a friendlier error message, and besides we need a check to support IF NOT EXISTS.

[System Processing]

Processing will be aborted.

[Action]

To investigate the cause of the occurrence from the message, and remove cause.

---

## 2.64.85 16788

---

**error processing a parallel work item**

[Description]

error processing a parallel work itemIt looks for an idle worker process and only returns if there is one.

[System Processing]

Processing will be aborted.

[Action]

To investigate the cause of the occurrence from the message, and remove cause.

---

## 2.64.86 16789

---

**error reading result of streaming command: @1@**

[Description]

error reading result of streaming command

[System Processing]

Processing will be aborted.

[Action]

To investigate the cause of the occurrence from the message, and remove cause.

---

## 2.64.87 16790

---

**event trigger functions cannot have declared arguments**

[Description]

event trigger functions cannot have declared argumentsshouldn't be any declared arguments

[System Processing]

Processing will be aborted.

[Action]

To investigate the cause of the occurrence from the message, and remove cause.

## 2.64.88 16791

---

### event trigger name cannot be qualified

[Description]

event trigger name cannot be qualifiedThe types of names handled by this function are not permitted to beschema-qualified or catalog-qualified.

[System Processing]

Processing will be aborted.

[Action]

To investigate the cause of the occurrence from the message, and remove cause.

## 2.64.89 16792

---

### event trigger "@1@" already exists

[Description]

An event trigger of same name is already exist

[System Processing]

Processing will be aborted.

[Action]

To investigate the cause of the occurrence from the message, and remove cause.

## 2.64.90 16793

---

### event triggers are not supported for @1@

[Description]

Validate DDL command tags.

[System Processing]

Processing will be aborted.

[Action]

To investigate the cause of the occurrence from the message, and remove cause.

## 2.64.91 16794

---

### event trigger "@1@" does not exist

[Description]

event trigger does not exist.

[System Processing]

Processing will be aborted.

[Action]

To investigate the cause of the occurrence from the message, and remove cause.

## 2.64.92 16795

---

### event trigger "@1@" does not exist, skipping

[Description]

Generate a NOTICE stating that the named object was not found, and is being skipped. This is only relevant when "IF EXISTS" is used; otherwise, `get_object_address()` in `RemoveObjects` would have thrown an ERROR.

[System Processing]

Processing will be aborted.

[Action]

To investigate the cause of the occurrence from the message, and remove cause.

## 2.64.93 16796

---

### event trigger with OID @1@ does not exist

[Description]

event trigger with OID does not exist

[System Processing]

Processing will be aborted.

[Action]

To investigate the cause of the occurrence from the message, and remove cause.

## 2.64.94 16797

---

### exceeded maxAllocatedDescs (@1@) while trying to execute command "@2@"

[Description]

exceeded maxAllocatedDescs while trying to execute command

[System Processing]

Processing will be aborted.

[Action]

To investigate the cause of the occurrence from the message, and remove cause.

## 2.64.95 16798

---

### Expected 1 tuple with 2 fields, got @1@ tuples with @2@ fields.

[Description]

Expected 1 tuple with 2 fields

[System Processing]

Processing will be aborted.

[Action]

To investigate the cause of the occurrence from the message, and remove cause.

---

## 2.64.96 16799

---

**Expected array element or "]", but found "@1@\"**

[Description]

The context of the parser is maintained by the recursive descent mechanism, but is passed explicitly to the error reporting routine for better diagnostics.

[System Processing]

Processing will be aborted.

[Action]

To investigate the cause of the occurrence from the message, and remove cause.

---

## 2.65 Message Numbers Beginning with 16800

---

### 2.65.1 16800

---

**Expected a transaction log switchpoint location.**

[Description]

Expected a transaction log switchpoint location.

[System Processing]

Processing will be aborted.

[Action]

To investigate the cause of the occurrence from the message, and remove cause.

---

### 2.65.2 16801

---

**Expected ":", but found "@1@"**

[Description]

invalid input syntax for type json The context of the parser is maintained by the recursive descent mechanism, but is passed explicitly to the error reporting routine for better diagnostics.

[System Processing]

Processing will be aborted.

[Action]

To investigate the cause of the occurrence from the message, and remove cause.

---

### 2.65.3 16802

---

**extended query protocol not supported in a replication connection**

[Description]

'firstchar' specifies what kind of a forbidden message was received, and is used to construct the error message.

[System Processing]

Processing will be aborted.

[Action]

To investigate the cause of the occurrence from the message, and remove cause.

## 2.65.4 16803

---

### fastpath function calls not supported in a replication connection

[Description]

'firstchar' specifies what kind of a forbidden message was received, and is used to construct the error message.

[System Processing]

Processing will be aborted.

[Action]

To investigate the cause of the occurrence from the message, and remove cause.

## 2.65.5 16804

---

### field name must not be null

[Description]

If function is not marked "proisstrict" in pg\_proc, it must check for null arguments using this macro. Do not try to GETARG a null argument!

[System Processing]

Processing will be aborted.

[Action]

To investigate the cause of the occurrence from the message, and remove cause.

## 2.65.6 16805

---

### FILTER is not implemented for non-aggregate window functions

[Description]

FILTER is not yet supported with true window functions

[System Processing]

Processing will be aborted.

[Action]

To investigate the cause of the occurrence from the message, and remove cause.

## 2.65.7 16806

---

### filters not supported in LDAP URLs.



[Description]

filters not supported in LDAP URLs.

[System Processing]

Processing will be aborted.

[Action]

To investigate the cause of the occurrence from the message, and remove cause.

## 2.65.8 16807

---

### **FILTER specified, but @1@ is not an aggregate function**

[Description]

FILTER specified, but the function is not an aggregate function

[System Processing]

Processing will be aborted.

[Action]

To investigate the cause of the occurrence from the message, and remove cause.

## 2.65.9 16808

---

### **filter value "@1@" not recognized for filter variable "@2@"**

[Description]

Validate DDL command tags

[System Processing]

Processing will be aborted.

[Action]

To investigate the cause of the occurrence from the message, and remove cause.

## 2.65.10 16809

---

### **filter variable "@1@" specified more than once**

[Description]

Complain about a duplicate filter variable.

[System Processing]

Processing will be aborted.

[Action]

To investigate the cause of the occurrence from the message, and remove cause.

## 2.65.11 16810

---

### **final function with extra arguments must not be declared STRICT**

[Description]

When finalfnExtraArgs is specified, the finalfn will certainly be passed at least one null argument, so complain if it's strict.

[System Processing]

Processing will be aborted.

[Action]

To investigate the cause of the occurrence from the message, and remove cause.

---

## 2.65.12 16811

---

**first argument of @1@ must be a row type**

[Description]

Convenience function to determine whether a type OID represents a "rowtype" type --- either RECORD or a named composite type.

[System Processing]

Processing will be aborted.

[Action]

To investigate the cause of the occurrence from the message, and remove cause.

---

## 2.65.13 16812

---

**FORCE NULL column "@1@" not referenced by COPY**

[Description]

Convert FORCE NULL name list to per-column flags, check validity

[System Processing]

Processing will be aborted.

[Action]

To investigate the cause of the occurrence from the message, and remove cause.

---

## 2.65.14 16813

---

**foreign key referenced-columns list must not contain duplicates**

[Description]

Reject duplicate appearances of columns in the referenced-columns list. Such a case is forbidden by the SQL standard, and even if we thought it useful to allow it, there would be ambiguity about how to match the list to unique indexes (in particular, it'd be unclear which indexopclass goes with which FK column).

[System Processing]

Processing will be aborted.

[Action]

To investigate the cause of the occurrence from the message, and remove cause.

---

## 2.65.15 16814

---

**Foreign tables cannot have constraint triggers.**

[Description]

Foreign key table does not contain constraint triggers

[System Processing]

Processing will be aborted.

[Action]

To investigate the cause of the occurrence from the message, and remove cause.

## 2.65.16 16815

---

**Foreign tables cannot have INSTEAD OF triggers.**

[Description]

Foreign tables cannot have INSTEAD OF triggers.

[System Processing]

Processing will be aborted.

[Action]

To investigate the cause of the occurrence from the message, and remove cause.

## 2.65.17 16816

---

**Foreign tables cannot have TRUNCATE triggers.**

[Description]

Foreign tables cannot have TRUNCATE triggers.

[System Processing]

Processing will be aborted.

[Action]

To investigate the cause of the occurrence from the message, and remove cause.

## 2.65.18 16817

---

**foreign table "@1@" does not allow deletes**

[Description]

foreign table does not allow deletes

[System Processing]

Processing will be aborted.

[Action]

To investigate the cause of the occurrence from the message, and remove cause.

## 2.65.19 16818

---

**foreign table "@1@" does not allow inserts**

[Description]

foreign table does not allow inserts

[System Processing]

Processing will be aborted.

[Action]

To investigate the cause of the occurrence from the message, and remove cause.

## 2.65.20 16819

---

### foreign table "@1@" does not allow updates

[Description]

foreign table \"%s\" does not allow updates

[System Processing]

Processing will be aborted.

[Action]

To investigate the cause of the occurrence from the message, and remove cause.

## 2.65.21 16820

---

### foreign table "@1@" does not exist, skipping

[Description]

the foreign table is not existing.

[System Processing]

Processing will be aborted.

[Action]

To investigate the cause of the occurrence from the message, and remove cause.

## 2.65.22 16821

---

### format specifies argument 0, but arguments are numbered from 1

[Description]

Explicit 0 for argument index is immediately refused

[System Processing]

Processing will be aborted.

[Action]

To investigate the cause of the occurrence from the message, and remove cause.

## 2.65.23 16822

---

### function returning record called in context that cannot accept type record

[Description]

- 1.failed to determine actual type of RECORDfunction returning record called in context that cannot accept type record
- 2.get the tupdesc from the result set info - it must be a record typebecause we already checked that arg1 is a record type, or we're in ato\_record function which returns a setof record.

[System Processing]

Processing will be aborted.

[Action]

To investigate the cause of the occurrence from the message, and remove cause.

## 2.65.24 16823

---

### **function @1@ must accept VARIADIC ANY to be used in this aggregate**

[Description]

If the agg is declared to take VARIADIC ANY, the underlying functions had better be declared that way too, else they may receive too many parameters; but func\_get\_detail would have been happy with plain ANY.

[System Processing]

Processing will be aborted.

[Action]

To investigate the cause of the occurrence from the message, and remove cause.

## 2.65.25 16824

---

### **function "@1@" must return type "event\_trigger"**

[Description]

Find and validate the trigger function.

[System Processing]

Processing will be aborted.

[Action]

To investigate the cause of the occurrence from the message, and remove cause.

## 2.65.26 16825

---

### **hot standby is not possible because wal\_level was not set to "hot\_standby" or higher on the master server**

[Description]

For Hot Standby, the WAL must be generated with 'hot\_standby' mode, and we must have at least as many backend slots as the primary.

[System Processing]

Processing will be aborted.

[Action]

To investigate the cause of the occurrence from the message, and remove cause.

## 2.65.27 16826

---

### **huge pages not supported on this platform**

[Description]

huge pages not supported on this platform if the value is 1

[System Processing]

Processing will be aborted.

[Action]

To investigate the cause of the occurrence from the message, and remove cause.

## 2.65.28 16827

---

### huge TLB pages not supported on this platform

[Description]

huge pages not supported on this platform if the value is 1

[System Processing]

Processing will be aborted.

[Action]

To investigate the cause of the occurrence from the message, and remove cause.

## 2.65.29 16829

---

### index row size @1@ exceeds hash maximum @2@

[Description]

Check whether the item can fit on a hash page at all. (Eventually, we ought to try to apply TOAST methods if not.) Note that at this point, itemsz doesn't include the ItemId.

[System Processing]

Processing will be aborted.

[Action]

To investigate the cause of the occurrence from the message, and remove cause.

## 2.65.30 16830

---

### index row size @1@ exceeds maximum @2@ for index "@3@"

[Description]

If the tuple would be too big to be stored, function throws a suitable error if errorTooBig is TRUE, or returns NULL if errorTooBig is FALSE.

[System Processing]

Processing will be aborted.

[Action]

To investigate the cause of the occurrence from the message, and remove cause.

## 2.65.31 16831

---

### index "@1@" cannot be used as replica identity because column "@2@" is nullable

[Description]

Check index for nullable columns.

[System Processing]

Processing will be aborted.

[Action]

To investigate the cause of the occurrence from the message, and remove cause.

## 2.65.32 16832

---

### index "@1@" contains a half-dead internal page

[Description]

Pre-9.4 page deletion only marked internal pages as half-dead, but now we only use that flag on leaf pages.

[System Processing]

Processing will be aborted.

[Action]

To investigate the cause of the occurrence from the message, and remove cause.

## 2.65.33 16833

---

### interval time zone "@1@" must not include months or days

[Description]

[System Processing]

Processing will be aborted.

[Action]

To investigate the cause of the occurrence from the message, and remove cause.

## 2.65.34 16834

---

### interval units "@1@" not supported because months usually have fractional weeks

[Description]

default condition of the switch statement with condition val

[System Processing]

Processing will be aborted.

[Action]

To investigate the cause of the occurrence from the message, and remove cause.

## 2.65.35 16835

---

### invalid backup block size in record at @1@/@2@

[Description]

Add in the backup blocks, if any

[System Processing]

Processing will be aborted.

[Action]

To investigate the cause of the occurrence from the message, and remove cause.

## 2.65.36 16836

---

### invalid contrecord length @1 @ at @2 @/@3 @

#### [Description]

Cross-check that xlp\_rem\_len agrees with how much of the record we expect there to be left.

#### [System Processing]

Processing will be aborted.

#### [Action]

To investigate the cause of the occurrence from the message, and remove cause.

## 2.65.37 16837

---

### invalid flags for opening a large object: @1 @

#### [Description]

Large object descriptor, appropriately filled in. The descriptor and subsidiary data are allocated in the specified memory context, which must be suitably long-lived for the caller's purposes.

#### [System Processing]

Processing will be aborted.

#### [Action]

To investigate the cause of the occurrence from the message, and remove cause.

## 2.65.38 16839

---

### invalid input syntax for numeric time zone: "@1@"

#### [Description]

Note pg\_tzset happily parses numeric input that DecodeTimezone would reject. To avoid having it accept input that would otherwise be seen as invalid, it's enough to disallow having a digit in the first position of our input string.

#### [System Processing]

Processing will be aborted.

#### [Action]

To investigate the cause of the occurrence from the message, and remove cause.

## 2.65.39 16840

---

### invalid input syntax for type json

#### [Description]

Per RFC4627, these characters MUST be escaped. Since \*s isn't printable, exclude it from the context string.

#### [System Processing]

Processing will be aborted.

#### [Action]

To investigate the cause of the occurrence from the message, and remove cause.



## 2.65.40 16841

---

### invalid input syntax for type pg\_lsn: "@1@"

[Description]

Sanity check input format.

[System Processing]

Processing will be aborted.

[Action]

To investigate the cause of the occurrence from the message, and remove cause.

## 2.65.41 16842

---

### invalid large object write request size: @1 @

[Description]

the addition in the condition can't overflow because nbytes is only int32

[System Processing]

Processing will be aborted.

[Action]

To investigate the cause of the occurrence from the message, and remove cause.

## 2.65.42 16843

---

### invalid line number: @1 @

[Description]

validating the line number.

[System Processing]

Processing will be aborted.

[Action]

To investigate the cause of the occurrence from the message, and remove cause.

## 2.65.43 16844

---

### invalid line specification: A and B cannot both be zero

[Description]

invalid line specification: A and B cannot both be zero

[System Processing]

Processing will be aborted.

[Action]

To investigate the cause of the occurrence from the message, and remove cause.

## 2.65.44 16845

---

---

### invalid line specification: must be two distinct points

[Description]

invalid line specification: must be two distinct points

[System Processing]

Processing will be aborted.

[Action]

To investigate the cause of the occurrence from the message, and remove cause.

---

## 2.65.45 16846

---

### invalid locale name: "@1@"

[Description]

Check that the chosen locales are valid, and get canonical spellings

[System Processing]

Processing will be aborted.

[Action]

To investigate the cause of the occurrence from the message, and remove cause.

---

## 2.65.46 16847

---

### invalid magic number @1@ in log segment @2@, offset @3@

[Description]

invalid magic number in log segment.

[System Processing]

Processing will be aborted.

[Action]

To investigate the cause of the occurrence from the message, and remove cause.

---

## 2.65.47 16848

---

### invalid message received from worker: @1@

[Description]

Invalid message received from worker.

[System Processing]

Processing will be aborted.

[Action]

To investigate the cause of the occurrence from the message, and remove cause.

---

## 2.65.48 16849

---

### invalid MultiXactId: @1@

[Description]

No work except at first MultiXactId of a page. But beware: just after wraparound, the first MultiXactId of page zero is FirstMultiXactId.

[System Processing]

Processing will be aborted.

[Action]

To investigate the cause of the occurrence from the message, and remove cause.

## 2.65.49 16850

---

### invalid page in block @1@ of relation @2@

[Description]

verifying the page in block of relations

[System Processing]

Processing will be aborted.

[Action]

To investigate the cause of the occurrence from the message, and remove cause.

## 2.65.50 16851

---

### invalid page in block @1@ of relation @2@; zeroing out page

[Description]

invalid page in block of relation, zeroing out page

[System Processing]

Processing will be aborted.

[Action]

To investigate the cause of the occurrence from the message, and remove cause.

## 2.65.51 16852

---

### invalid processing mode in background worker

[Description]

it had better not gotten out of "init" mode yet

[System Processing]

Processing will be aborted.

[Action]

To investigate the cause of the occurrence from the message, and remove cause.

## 2.65.52 16853

---

### invalid scale in external "numeric" value

[Description]

invalid scale in external

[System Processing]

Processing will be aborted.

[Action]

To investigate the cause of the occurrence from the message, and remove cause.

---

## 2.65.53 16854

---

**invalid timeline @1@**

[Description]

invalid timeline

[System Processing]

Processing will be aborted.

[Action]

To investigate the cause of the occurrence from the message, and remove cause.

---

## 2.65.54 16855

---

**invalid value for "buffering" option**

[Description]

Validator for "buffering" reoption on GiST indexes. Allows "on", "off" and "auto" values.

[System Processing]

Processing will be aborted.

[Action]

To investigate the cause of the occurrence from the message, and remove cause.

---

## 2.65.55 16856

---

**invalid value for "check\_option" option**

[Description]

Validator for "check\_option" reoption on views. The allowed values are "local" and "cascaded".

[System Processing]

Processing will be aborted.

[Action]

To investigate the cause of the occurrence from the message, and remove cause.

---

## 2.65.56 16857

---

**invalid value for parameter "replication"**

[Description]

Try to interpret value as boolean value. Valid values are: true,false, yes, no, on, off, 1, 0; as well as unique prefixes thereof.If the string parses okay, return true, else false. If okay and result is not NULL, return the value in \*result.

[System Processing]

Processing will be aborted.

[Action]

To investigate the cause of the occurrence from the message, and remove cause.

---

## 2.65.57 16858

---

**invalid value for recovery parameter "recovery\_target"**

[Description]

the recovery parameter name should be "recovery\_target" and the recovery parameter value should be "immediate" .

[System Processing]

Processing will be aborted.

[Action]

To investigate the cause of the occurrence from the message, and remove cause.

---

## 2.65.58 16859

---

**invalid value "@1@" for "@2@"**

[Description]

- 1.checking if the parsed character is greater than 0 and that parsed character is less than required.
- 2.check if the source is equal to init
- 3.if the length is not valid

[System Processing]

Processing will be aborted.

[Action]

To investigate the cause of the occurrence from the message, and remove cause.

---

## 2.65.59 16860

---

**invalid whence setting: @1@**

[Description]

Note: overflow in the additions is possible, but since we will reject negative results, we don't need any extra test for that.

[System Processing]

Processing will be aborted.

[Action]

To investigate the cause of the occurrence from the message, and remove cause.

---

## 2.65.60 16861

---

**JSON does not support infinite date values.**

[Description]

XSD doesn't support infinite values. Infinity and minus infinity must be the max and min values of DateADT. We could use INT\_MIN and INT\_MAX here, but seems better to not assume that int32 == int.

[System Processing]

Processing will be aborted.

[Action]

To investigate the cause of the occurrence from the message, and remove cause.

## 2.65.61 16862

---

### JSON does not support infinite timestamp values

[Description]

XSD doesn't support infinite values

[System Processing]

Processing will be aborted.

[Action]

To investigate the cause of the occurrence from the message, and remove cause.

## 2.65.62 16863

---

### Junk after closing right brace

[Description]

only whitespace is allowed after the closing brace. We used to use isspace() for parsing array values, but that has undesirable results: an array value might be silently interpreted differently depending on the locale setting. Now we just hard-wire the traditional ASCII definition of isspace().

[System Processing]

Processing will be aborted.

[Action]

To investigate the cause of the occurrence from the message, and remove cause.

## 2.65.63 16864

---

### Junk view columns are not updatable

[Description]

the only updatable columns we support are those that are Vars referring to user columns of the underlying base relation. The view targetlist may contain resjunk columns (e.g., a view defined like "SELECT \* FROM t ORDER BY a+b" is auto-updatable) but such columns are not auto-updatable, and in fact should never appear in the outer query's targetlist.

[System Processing]

Processing will be aborted.

[Action]

To investigate the cause of the occurrence from the message, and remove cause.

## 2.65.64 16865

---

### large object read request is too large

#### [Description]

A result\_length calculated from loSize may not fit in a size\_t. Check that the size will satisfy this and subsequently-enforced size limits.

#### [System Processing]

Processing will be aborted.

#### [Action]

To investigate the cause of the occurrence from the message, and remove cause.

## 2.65.65 16866

---

### LIKE is not supported for creating foreign tables

#### [Description]

we could support LIKE in many cases, but worry about it another day

#### [System Processing]

Processing will be aborted.

#### [Action]

To investigate the cause of the occurrence from the message, and remove cause.

## 2.65.66 16867

---

### lock file "@1@" is empty

#### [Description]

Either another server is starting, or the lock file is the remnant of a previous server startup crash.

#### [System Processing]

Processing will be aborted.

#### [Action]

To investigate the cause of the occurrence from the message, and remove cause.

## 2.65.67 16868

---

### logical decoding cannot be used while in recovery

#### [Description]

We check shared state each time only until we leave recovery mode. We can't re-enter recovery, so there's no need to keep checking after the shared variable has once been seen false. Note: We don't need a memory barrier when we're still in recovery. We might exit recovery immediately after return, so the caller can't rely on 'true' meaning that we're still in recovery anyway.

#### [System Processing]

Processing will be aborted.

#### [Action]

To investigate the cause of the occurrence from the message, and remove cause.

## 2.65.68 16869

---

### logical decoding requires a database connection

[Description]

Make sure the current settings & environment are capable of doing logicaldecoding.

[System Processing]

Processing will be aborted.

[Action]

To investigate the cause of the occurrence from the message, and remove cause.

## 2.65.69 16870

---

### logical decoding requires wal\_level >= logical

[Description]

Make sure the current settings & environment are capable of doing logicaldecoding.

[System Processing]

Processing will be aborted.

[Action]

To investigate the cause of the occurrence from the message, and remove cause.

## 2.65.70 16871

---

### lo\_lseek result out of range for large-object descriptor @1@

[Description]

guard against result overflow

[System Processing]

Processing will be aborted.

[Action]

To investigate the cause of the occurrence from the message, and remove cause.

## 2.65.71 16872

---

### lo\_tell result out of range for large-object descriptor @1@

[Description]

guard against result overflow

[System Processing]

Processing will be aborted.

[Action]

To investigate the cause of the occurrence from the message, and remove cause.

## 2.65.72 16873

---



---

### malformed range literal: "@1@"

[Description]

first check for the empty range and then the rest should be whitespace. and then check if the string is not null terminated

[System Processing]

Processing will be aborted.

[Action]

To investigate the cause of the occurrence from the message, and remove cause.

---

## 2.65.73 16874

---

### materialized views may not be defined using bound parameters

[Description]

A materialized view would either need to save parameters for use in maintaining/loading the data or prohibit them entirely. The latter seems safer and more sane.

[System Processing]

Processing will be aborted.

[Action]

To investigate the cause of the occurrence from the message, and remove cause.

---

## 2.65.74 16875

---

### materialized views must not use data-modifying statements in WITH

[Description]

Prohibit a data-modifying CTE in the query used to create a materialized view. It's not sufficiently clear what the user would want to happen if the MV is refreshed or incrementally maintained.

[System Processing]

Processing will be aborted.

[Action]

To investigate the cause of the occurrence from the message, and remove cause.

---

## 2.65.75 16876

---

### materialized views must not use temporary tables or views

[Description]

Check whether any temporary database objects are used in the creation query. It would be hard to refresh data or incrementally maintain it if a source disappeared.

[System Processing]

Processing will be aborted.

[Action]

To investigate the cause of the occurrence from the message, and remove cause.

## 2.65.76 16877

---

### mismatched array dimensions

[Description]

take separate key and value arrays of text to construct a json object pairwise.

[System Processing]

Processing will be aborted.

[Action]

To investigate the cause of the occurrence from the message, and remove cause.

## 2.65.77 16878

---

### Missing array dimension value

[Description]

Missing array dimension value

[System Processing]

Processing will be aborted.

[Action]

To investigate the cause of the occurrence from the message, and remove cause.

## 2.65.78 16879

---

### more than one row returned for \gset

[Description]

StoreQueryTuple: assuming query result is OK, save data into variables

[System Processing]

Processing will be aborted.

[Action]

To investigate the cause of the occurrence from the message, and remove cause.

## 2.65.79 16880

---

### moving-aggregate implementation returns type @1@, but plain implementation returns type @2@

[Description]

check if the moving-aggregate implementation returns type is not same as that of plain implementation returns type

[System Processing]

Processing will be aborted.

[Action]

To investigate the cause of the occurrence from the message, and remove cause.

## 2.65.80 16881

---

---

### **moving-aggregate transition function must not return null**

[Description]

Moving-aggregate transition functions must not return null, for more see `advance_windowaggregate_base()`.

[System Processing]

Processing will be aborted.

[Action]

To investigate the cause of the occurrence from the message, and remove cause.

---

## **2.65.81 16882**

---

### **Multidimensional arrays must have sub-arrays with matching dimensions**

[Description]

Multidimensional arrays must have sub-arrays with matching dimensions. `ArrayCount` will Determine the dimensions for an array string.

[System Processing]

Processing will be aborted.

[Action]

To investigate the cause of the occurrence from the message, and remove cause.

---

## **2.65.82 16883**

---

### **multiple column definition lists are not allowed for the same function**

[Description]

check if the `codelist` and the `range functions codelist` ie., the multiple column definition list for the same function

[System Processing]

Processing will be aborted.

[Action]

To investigate the cause of the occurrence from the message, and remove cause.

---

## **2.65.83 16884**

---

### **MultiXactId @1@ does no longer exist -- apparent wraparound**

[Description]

`MultiXactId` does no longer exist -- apparent wraparound

[System Processing]

Processing will be aborted.

[Action]

To investigate the cause of the occurrence from the message, and remove cause.

---

## **2.65.84 16885**

---

### **MultiXactId @1@ has not been created yet -- apparent wraparound**

[Description]

MultiXactId has not been created yet -- apparent wraparound

[System Processing]

Processing will be aborted.

[Action]

To investigate the cause of the occurrence from the message, and remove cause.

## 2.65.85 16886

---

### must be owner of event trigger @1@

[Description]

the MAX\_ACL\_KIND object types that can have privilege errors

[System Processing]

Processing will be aborted.

[Action]

To investigate the cause of the occurrence from the message, and remove cause.

## 2.65.86 16887

---

### must be superuser or replication role to start walsender

[Description]

Check replication permissions needed for walsender processes.

[System Processing]

Processing will be aborted.

[Action]

To investigate the cause of the occurrence from the message, and remove cause.

## 2.65.87 16888

---

### must be superuser or replication role to use replication slots

[Description]

must be superuser or replication role to use replication slots

[System Processing]

Processing will be aborted.

[Action]

To investigate the cause of the occurrence from the message, and remove cause.

## 2.65.88 16889

---

### must be superuser to alter settings globally

[Description]

Must be superuser to alter settings globally.

[System Processing]

Processing will be aborted.

[Action]

To investigate the cause of the occurrence from the message, and remove cause.

## 2.65.89 16890

---

### must be superuser to COPY to or from an external program

[Description]

Disallow COPY to/from file or program except to superusers.

[System Processing]

Processing will be aborted.

[Action]

To investigate the cause of the occurrence from the message, and remove cause.

## 2.65.90 16891

---

### Must be superuser to create an event trigger

[Description]

It would be nice to allow database owners or even regular users to do this, but there are obvious privilege escalation risks which would have to somehow be plugged first.

[System Processing]

Processing will be aborted.

[Action]

To investigate the cause of the occurrence from the message, and remove cause.

## 2.65.91 16892

---

### must be superuser to execute ALTER SYSTEM command

[Description]

must be superuser to execute ALTER SYSTEM command

[System Processing]

Processing will be aborted.

[Action]

To investigate the cause of the occurrence from the message, and remove cause.

## 2.65.92 16894

---

### new data for "@1@" contains duplicate rows without any null columns

[Description]

Note that this ereport() is returning data to the user. Generally, we would want to make sure that the user has been granted access to this data. However, REFRESH MAT VIEW is only able to be run by the owner of the mat view (or a superuser) and therefore there is no need to check for access to data in the mat view.

[System Processing]

Processing will be aborted.

[Action]

To investigate the cause of the occurrence from the message, and remove cause.

## 2.65.93 16895

---

**new row violates WITH CHECK OPTION for view "@1@"**

[Description]

WITH CHECK OPTION checks are intended to ensure that the new tuple is visible in the view. If the view's qual evaluates to NULL, then the new tuple won't be included in the view. Therefore we need to tell ExecQual to return FALSE for NULL (the opposite of what we do above for CHECK constraints).

[System Processing]

Processing will be aborted.

[Action]

To investigate the cause of the occurrence from the message, and remove cause.

## 2.65.94 16896

---

**no Decimal attribute in module**

[Description]

the module is not contain any Decimal attribute.

[System Processing]

Processing will be aborted.

[Action]

To investigate the cause of the occurrence from the message, and remove cause.

## 2.65.95 16897

---

**no matching relations in tablespace "@1@" found**

[Description]

there is no matching relations in tablespace.

[System Processing]

Processing will be aborted.

[Action]

To investigate the cause of the occurrence from the message, and remove cause.

## 2.65.96 16898

---

**no rows returned for \gset**

[Description]

StoreQueryTuple: assuming query result is OK, save data into variables Returns true if successful, false otherwise.

[System Processing]

Processing will be aborted.

[Action]

To investigate the cause of the occurrence from the message, and remove cause.

---

## 2.65.97 16899

---

**not enough arguments for cursor "@1@"**

[Description]

check the syntax immediately, instead of checking the final expression that may have the arguments reordered. Trailing whitespace must not be trimmed, because otherwise input of the form (param -- comment\n, param) would be translated into a form where the second parameter is commented out.

[System Processing]

Processing will be aborted.

[Action]

To investigate the cause of the occurrence from the message, and remove cause.

---

## 2.66 Message Numbers Beginning with 16900

---

### 2.66.1 16900

---

**not enough shared memory for data structure "@1@" (@2@ bytes requested)**

[Description]

If the shmem index doesn't exist, we are bootstrapping: we must be trying to init the shmem index itself. Notice that the ShmemIndexLock is released before the shmem index has been initialized. This should be OK because no other process can be accessing shared memory yet.

[System Processing]

Processing will be aborted.

[Action]

To investigate the cause of the occurrence from the message, and remove cause.

---

### 2.66.2 16901

---

**not enough shared memory for elements of data structure "@1@" (@2@ bytes requested)**

[Description]

not enough shared memory for elements of data structure

[System Processing]

Processing will be aborted.

[Action]

To investigate the cause of the occurrence from the message, and remove cause.

---

### 2.66.3 16902

---

---

### null value not allowed for object key

[Description]

null value not allowed for object key

[System Processing]

Processing will be aborted.

[Action]

To investigate the cause of the occurrence from the message, and remove cause.

---

## 2.66.4 16903

---

### number is out of range

[Description]

check if the number is coming out of range ie.,in between 0 and 9.

[System Processing]

Processing will be aborted.

[Action]

To investigate the cause of the occurrence from the message, and remove cause.

---

## 2.66.5 16904

---

### number of jsonb array elements exceeds the maximum allowed (@1@)

[Description]

number of jsonb array elements exceeds the maximum allowed

[System Processing]

Processing will be aborted.

[Action]

To investigate the cause of the occurrence from the message, and remove cause.

---

## 2.66.6 16905

---

### number of jsonb object pairs exceeds the maximum allowed (@1@)

[Description]

number of jsonb object pairs exceeds the maximum allowed

[System Processing]

Processing will be aborted.

[Action]

To investigate the cause of the occurrence from the message, and remove cause.

---

## 2.66.7 16906

---

### number of parameters must be between 0 and 65535



[Description]

number of parameters must be between 0 and 65535

[System Processing]

Processing will be aborted.

[Action]

To investigate the cause of the occurrence from the message, and remove cause.

---

## 2.66.8 16907

---

### Numeric time zones must have "-" or "+" as first character.

[Description]

The starting character of the numeric time zone should not digit.

[System Processing]

Processing will be aborted.

[Action]

To investigate the cause of the occurrence from the message, and remove cause.

---

## 2.66.9 16908

---

### numeric time zone "@1@" out of range

[Description]

DecodeTimezone()-Interpret string as a numeric timezone. Return 0 if okay (and set \*tzip), a DTERR code if not okay.

[System Processing]

Processing will be aborted.

[Action]

To investigate the cause of the occurrence from the message, and remove cause.

---

## 2.66.10 16909

---

### Object keys should be text

[Description]

If function is not marked "proisstrict" in pg\_proc, it must check for null arguments using this macro. Do not try to GETARG a null argument!

[System Processing]

Processing will be aborted.

[Action]

To investigate the cause of the occurrence from the message, and remove cause.

---

## 2.66.11 16910

---

### only ordered-set aggregates can be hypothetical

[Description]

Symbolic values for aggkind column. We distinguish normal aggregates from ordered-set aggregates (which have two sets of arguments, namely direct and aggregated arguments) and from hypothetical-set aggregates (which are a subclass of ordered-set aggregates in which the last direct arguments have to match up in number and datatypes with the aggregated arguments).

[System Processing]

Processing will be aborted.

[Action]

To investigate the cause of the occurrence from the message, and remove cause.

## 2.66.12 16911

---

### only tables, indexes, and materialized views exist in tablespaces

[Description]

only tables, indexes, and materialized views exist in tablespaces

[System Processing]

Processing will be aborted.

[Action]

To investigate the cause of the occurrence from the message, and remove cause.

## 2.66.13 16912

---

### operator not allowed in variable definition

[Description]

operator not allowed in variable definition

[System Processing]

Processing will be aborted.

[Action]

To investigate the cause of the occurrence from the message, and remove cause.

## 2.66.14 16913

---

### option --if-exists requires option -c/--clean

[Description]

option --if-exists requires option -c/--clean

[System Processing]

Processing will be aborted.

[Action]

To investigate the cause of the occurrence from the message, and remove cause.

## 2.66.15 16914

---

### outer-level aggregate cannot contain a lower-level variable in its direct arguments

[Description]

Now check for vars/aggs in the direct arguments, and throw error if needed. Note that we allow a Var of the agg's semantic level, but not an Agg of that level. In principle such Aggs could probably be supported, but it would create an ordering dependency among the aggregates at execution time. Since the case appears neither to be required by spec nor particularly useful, we just treat it as a nested-aggregate situation.

[System Processing]

Processing will be aborted.

[Action]

To investigate the cause of the occurrence from the message, and remove cause.

## 2.66.16 16915

---

### out-of-sequence timeline ID @1@ (after @2@) in log segment @3@, offset @4@

[Description]

Since child timelines are always assigned a TLI greater than their immediate parent's TLI, we should never see TLI go backwards across successive pages of a consistent WAL sequence.

[System Processing]

Processing will be aborted.

[Action]

To investigate the cause of the occurrence from the message, and remove cause.

## 2.66.17 16916

---

### OVER is not supported for ordered-set aggregate @1@

[Description]

window functions must be called with a window definition.

[System Processing]

Processing will be aborted.

[Action]

To investigate the cause of the occurrence from the message, and remove cause.

## 2.66.18 16917

---

### page verification failed, calculated checksum @1@ but expected @2@

[Description]

Throw a WARNING if the checksum fails, but only after we've checked for the all-zeroes case.

[System Processing]

Processing will be aborted.

[Action]

To investigate the cause of the occurrence from the message, and remove cause.

## 2.66.19 16918

---

---

### parallel backup only supported by the directory format

[Description]

Parallel backup only in the directory archive format so far

[System Processing]

Processing will be aborted.

[Action]

To investigate the cause of the occurrence from the message, and remove cause.

---

## 2.66.20 16920

---

### percentile value @1@ is not between 0 and 1

[Description]

percentile value should be in between 0 and 1.

[System Processing]

Processing will be aborted.

[Action]

To investigate the cause of the occurrence from the message, and remove cause.

---

## 2.66.21 16921

---

### permission denied for event trigger @1@

[Description]

the no\_priv\_msg array object is ACL\_KIND\_EVENT\_TRIGGER

[System Processing]

Processing will be aborted.

[Action]

To investigate the cause of the occurrence from the message, and remove cause.

---

## 2.66.22 16922

---

### permission denied to change owner of event trigger "@1@"

[Description]

New owner must be a superuser

[System Processing]

Processing will be aborted.

[Action]

To investigate the cause of the occurrence from the message, and remove cause.

---

## 2.66.23 16923

---

### permission denied to create event trigger "@1@"

[Description]

It would be nice to allow database owners or even regular users to do this, but there are obvious privilege escalation risks which would have to somehow be plugged first.

[System Processing]

Processing will be aborted.

[Action]

To investigate the cause of the occurrence from the message, and remove cause.

## 2.66.24 16924

---

### [pg\\_largeobject entry for OID @1@, page @2@ has invalid data field size @3@](#)

[Description]

the size of the data field of pg\_largeobject entry is less than 0 or greater than LOBLKSIZE.

[System Processing]

Processing will be aborted.

[Action]

To investigate the cause of the occurrence from the message, and remove cause.

## 2.66.25 16926

---

### [range constructor flags argument must not be null](#)

[Description]

range constructor flags argument must not be null

[System Processing]

Processing will be aborted.

[Action]

To investigate the cause of the occurrence from the message, and remove cause.

## 2.66.26 16927

---

### [relation "@1@" in @2@ clause not found in FROM clause](#)

[Description]

the list cell is NULL for ensuring the SQL row locking clause such as FOR UPDATE is not found in FROM clause

[System Processing]

Processing will be aborted.

[Action]

To investigate the cause of the occurrence from the message, and remove cause.

## 2.66.27 16928

---

### [removing elements from multidimensional arrays is not supported](#)

[Description]

We can't remove elements from multi-dimensional arrays, since the result might not be rectangular.

[System Processing]

Processing will be aborted.

[Action]

To investigate the cause of the occurrence from the message, and remove cause.

## 2.66.28 16929

---

### renaming an ON SELECT rule is not allowed

[Description]

We disallow renaming ON SELECT rules, because they should always be named "\_RETURN".

[System Processing]

Processing will be aborted.

[Action]

To investigate the cause of the occurrence from the message, and remove cause.

## 2.66.29 16930

---

### replication slot file @1@: checksum mismatch, is @2@, should be @3@

[Description]

verify the CRCs.

[System Processing]

Processing will be aborted.

[Action]

To investigate the cause of the occurrence from the message, and remove cause.

## 2.66.30 16931

---

### replication slot file "@1@" has corrupted length @2@

[Description]

boundary check on length

[System Processing]

Processing will be aborted.

[Action]

To investigate the cause of the occurrence from the message, and remove cause.

## 2.66.31 16932

---

### replication slot file "@1@" has unsupported version

[Description]

verify version

[System Processing]

Processing will be aborted.

[Action]

To investigate the cause of the occurrence from the message, and remove cause.

## 2.66.32 16933

---

**replication slot file "@1@" has wrong magic @2@ instead of @3@**

[Description]

verify magic

[System Processing]

Processing will be aborted.

[Action]

To investigate the cause of the occurrence from the message, and remove cause.

## 2.66.33 16934

---

**replication slot name "@1@" contains invalid character**

[Description]

Replication slot names may only contain letters, numbers, and the underscore character

[System Processing]

Processing will be aborted.

[Action]

To investigate the cause of the occurrence from the message, and remove cause.

## 2.66.34 16935

---

**replication slot name "@1@" is too long**

[Description]

Maximum length for identifiers (e.g. table names, column names, function names). Names actually are limited to one less byte than this, because the length must include a trailing zero byte.

[System Processing]

Processing will be aborted.

[Action]

To investigate the cause of the occurrence from the message, and remove cause.

## 2.66.35 16936

---

**replication slot name "@1@" is too short**

[Description]

Check whether the passed slot name is valid and report errors at elevel.

[System Processing]

Processing will be aborted.

[Action]

To investigate the cause of the occurrence from the message, and remove cause.

---

## 2.66.36 16937

---

**Replication slot names may only contain letters, numbers, and the underscore character.**

[Description]

Replication slot names may only contain letters, numbers, and the underscore character.

[System Processing]

Processing will be aborted.

[Action]

To investigate the cause of the occurrence from the message, and remove cause.

---

## 2.66.37 16938

---

**replication slot "@1@" already exists**

[Description]

Check for name collision, and identify an allocatable slot. We need to hold ReplicationSlotControlLock in shared mode for this, so that nobody else can change the in\_use flags while we're looking at them.

[System Processing]

Processing will be aborted.

[Action]

To investigate the cause of the occurrence from the message, and remove cause.

---

## 2.66.38 16939

---

**replication slots can only be used if max\_replication\_slots > 0.**

[Description]

replication slots can only be used if max\_replication\_slots > 0

[System Processing]

Processing will be aborted.

[Action]

To investigate the cause of the occurrence from the message, and remove cause.

---

## 2.66.39 16940

---

**replication slots can only be used if wal\_level >= archive**

[Description]

replication slots can only be used if wal\_level >= archive



[System Processing]

Processing will be aborted.

[Action]

To investigate the cause of the occurrence from the message, and remove cause.

## 2.66.40 16941

---

**replication slot "@1@" does not exist**

[Description]

replication slot does not exist

[System Processing]

Processing will be aborted.

[Action]

To investigate the cause of the occurrence from the message, and remove cause.

## 2.66.41 16942

---

**replication slot "@1@" is already active**

[Description]

replication slot is already active

[System Processing]

Processing will be aborted.

[Action]

To investigate the cause of the occurrence from the message, and remove cause.

## 2.66.42 16943

---

**replication slot "@1@" was not created in this database**

[Description]

replication slot was not created in this database

[System Processing]

Processing will be aborted.

[Action]

To investigate the cause of the occurrence from the message, and remove cause.

## 2.66.43 16944

---

**requested character not valid for encoding: @1@**

[Description]

requested character not valid for encoding

[System Processing]

Processing will be aborted.

[Action]

To investigate the cause of the occurrence from the message, and remove cause.

## 2.66.44 16945

---

**requested starting point @1@/@2@ is ahead of the WAL flush position of this server @3@/@4@**

[Description]

requested starting point is ahead of the WAL flush position of this server

[System Processing]

Processing will be aborted.

[Action]

To investigate the cause of the occurrence from the message, and remove cause.

## 2.66.45 16946

---

**requested starting point @1@/@2@ on timeline @3@ is not in this server's history**

[Description]

requested starting point on timeline is not in this server's history

[System Processing]

Processing will be aborted.

[Action]

To investigate the cause of the occurrence from the message, and remove cause.

## 2.66.46 16947

---

**requested timeline @1@ does not contain minimum recovery point @2@/@3@ on timeline @4@**

[Description]

requested timeline does not contain minimum recovery point on timeline

[System Processing]

Processing will be aborted.

[Action]

To investigate the cause of the occurrence from the message, and remove cause.

## 2.66.47 16948

---

**requested timeline @1@ is not a child of this server's history**

[Description]

requested timeline is not a child of this server's history

[System Processing]

Processing will be aborted.

[Action]

To investigate the cause of the occurrence from the message, and remove cause.

## 2.66.48 16949

---

### requested timeline @1@ is not in this server's history

[Description]

requested timeline is not in this server's history

[System Processing]

Processing will be aborted.

[Action]

To investigate the cause of the occurrence from the message, and remove cause.

## 2.66.49 16950

---

### RETURNING list entry has type @1@, but column has type @2@.

[Description]

RETURNING list entry and column are of different types.

[System Processing]

Processing will be aborted.

[Action]

To investigate the cause of the occurrence from the message, and remove cause.

## 2.66.50 16951

---

### RETURNING must have at least one column

[Description]

RETURNING must have at least one column.

[System Processing]

Processing will be aborted.

[Action]

To investigate the cause of the occurrence from the message, and remove cause.

## 2.66.51 16952

---

### return type of inverse transition function @1@ is not @2@

[Description]

return type of inverse transition function must exactly match declared mtranstype

[System Processing]

Processing will be aborted.

[Action]

To investigate the cause of the occurrence from the message, and remove cause.

## 2.66.52 16953

---

---

**row is too big: size @1@, maximum size @2@****[Description]**

row is too big.

**[System Processing]**

Processing will be aborted.

**[Action]**

To investigate the cause of the occurrence from the message, and remove cause.

---

**2.66.53 16954**

---

**ROWS FROM() with multiple functions cannot have a column definition list****[Description]**

ROWS FROM() with multiple functions cannot have a column definition list

**[System Processing]**

Processing will be aborted.

**[Action]**

To investigate the cause of the occurrence from the message, and remove cause.

---

**2.66.54 16955**

---

**rules on materialized views are not supported****[Description]**

rules on materialized views are not supported

**[System Processing]**

Processing will be aborted.

**[Action]**

To investigate the cause of the occurrence from the message, and remove cause.

---

**2.66.55 16956**

---

**@1@ cannot be applied to a function****[Description]**

cannot be applied to a function

**[System Processing]**

Processing will be aborted.

**[Action]**

To investigate the cause of the occurrence from the message, and remove cause.

---

**2.66.56 16957**

---

**@1@ cannot be applied to a join**

[Description]

cannot be applied to a join

[System Processing]

Processing will be aborted.

[Action]

To investigate the cause of the occurrence from the message, and remove cause.

---

## 2.66.57 16958

---

### @1@ cannot be applied to a WITH query

[Description]

cannot be applied to a WITH query

[System Processing]

Processing will be aborted.

[Action]

To investigate the cause of the occurrence from the message, and remove cause.

---

## 2.66.58 16959

---

### @1@ cannot be applied to the nullable side of an outer join

[Description]

cannot be applied to the nullable side of an outer join

[System Processing]

Processing will be aborted.

[Action]

To investigate the cause of the occurrence from the message, and remove cause.

---

## 2.66.59 16960

---

### @1@ cannot be applied to VALUES

[Description]

cannot be applied to VALUES

[System Processing]

Processing will be aborted.

[Action]

To investigate the cause of the occurrence from the message, and remove cause.

---

## 2.66.60 16961

---

### @1@: cannot cluster specific table(s) in all databases

[Description]

cannot cluster specific table(s) in all databases

[System Processing]

Processing will be aborted.

[Action]

To investigate the cause of the occurrence from the message, and remove cause.

## 2.66.61 16962

---

### @1@: cannot reindex specific index(es) and system catalogs at the same time

[Description]

cannot reindex specific index(es) and system catalogs at the same time

[System Processing]

Processing will be aborted.

[Action]

To investigate the cause of the occurrence from the message, and remove cause.

## 2.66.62 16963

---

### @1@: cannot reindex specific index(es) in all databases

[Description]

cannot reindex specific index(es) in all databases

[System Processing]

Processing will be aborted.

[Action]

To investigate the cause of the occurrence from the message, and remove cause.

## 2.66.63 16964

---

### @1@: cannot reindex specific table(s) and system catalogs at the same time

[Description]

cannot reindex specific table(s) and system catalogs at the same time

[System Processing]

Processing will be aborted.

[Action]

To investigate the cause of the occurrence from the message, and remove cause.

## 2.66.64 16965

---

### @1@: cannot reindex specific table(s) in all databases

[Description]

cannot reindex specific table(s) in all databases

[System Processing]

Processing will be aborted.

[Action]

To investigate the cause of the occurrence from the message, and remove cause.

## 2.66.65 16966

---

**@1@: cannot use --create-slot or --drop-slot together with --startpos**

[Description]

cannot use create-slot or drop-slot together with startpos

[System Processing]

Processing will be aborted.

[Action]

To investigate the cause of the occurrence from the message, and remove cause.

## 2.66.66 16967

---

**@1@: cannot use --create-slot or --start together with --drop-slot**

[Description]

cannot use create-slot or start-slot together while doing a drop-slot

[System Processing]

Processing will be aborted.

[Action]

To investigate the cause of the occurrence from the message, and remove cause.

## 2.66.67 16968

---

**@1@: cannot vacuum specific table(s) in all databases**

[Description]

cannot vacuum specific table(s) in all databases

[System Processing]

Processing will be aborted.

[Action]

To investigate the cause of the occurrence from the message, and remove cause.

## 2.66.68 16969

---

**@1@ can only be called in a sql\_drop event trigger function**

[Description]

can only be called in a sql\_drop event trigger function

[System Processing]

Processing will be aborted.

[Action]

To investigate the cause of the occurrence from the message, and remove cause.

## 2.66.69 16970

---

**@1@: could not access directory "@2@": @3@**

[Description]

Trouble in accessing directory

[System Processing]

Processing will be aborted.

[Action]

To investigate the cause of the occurrence from the message, and remove cause.

## 2.66.70 16971

---

**@1@: could not allocate SIDs: error code @2@**

[Description]

could not allocate security identifier(SID) and displays the last error returned by GetLastError().(GetLastError() is a windows specific call which returns one of the 500 System Error Codes)

[System Processing]

Processing will be aborted.

[Action]

To investigate the cause of the occurrence from the message, and remove cause.

## 2.66.71 16972

---

**@1@: could not change permissions of directory "@2@": @3@**

[Description]

could not change permissions of directory

[System Processing]

Processing will be aborted.

[Action]

To investigate the cause of the occurrence from the message, and remove cause.

## 2.66.72 16973

---

**@1@: could not change permissions of "@2@": @3@**

[Description]

Here chmod takes the PGPATH as path and options as S\_IRUSR | S\_IWUSR

[System Processing]

Processing will be aborted.

[Action]

To investigate the cause of the occurrence from the message, and remove cause.



## 2.66.73 16974

---

**@1@: could not close directory "@2@": @3@**

[Description]

closedir syscall called and errno set accordingly

[System Processing]

Processing will be aborted.

[Action]

To investigate the cause of the occurrence from the message, and remove cause.

## 2.66.74 16975

---

**@1@: could not create archive status file "@2@": @3@**

[Description]

This open syscall takes a temporary path name and flags O\_WRONLY | O\_CREAT | PG\_BINARY and mode as S\_IRUSR | S\_IWUSR

[System Processing]

Processing will be aborted.

[Action]

To investigate the cause of the occurrence from the message, and remove cause.

## 2.66.75 16976

---

**@1@: could not create replication slot "@2@": got @3@ rows and @4@ fields, expected @5@ rows and @6@ fields**

[Description]

could not create replication slot as rows is not equal to 1 and fields is not greater than or equal to 4

[System Processing]

Processing will be aborted.

[Action]

To investigate the cause of the occurrence from the message, and remove cause.

## 2.66.76 16977

---

**@1@: could not create symbolic link "@2@": @3@**

[Description]

while creating symbolic path for a Xlog directory or tablespace path

[System Processing]

Processing will be aborted.

[Action]

To investigate the cause of the occurrence from the message, and remove cause.

## 2.66.77 16978

---

**@1@: could not create timeline history file "@2@": @3@**

[Description]

This open syscall takes a temporary path name and flags O\_WRONLY | O\_CREAT | PG\_BINARY and mode as S\_IRUSR | S\_IWUSR

[System Processing]

Processing will be aborted.

[Action]

To investigate the cause of the occurrence from the message, and remove cause.

## 2.66.78 16979

---

**@1@: could not drop replication slot "@2@": got @3@ rows and @4@ fields, expected @5@ rows and @6@ fields**

[Description]

could not drop replication slot as rows and fields are not equal to zero

[System Processing]

Processing will be aborted.

[Action]

To investigate the cause of the occurrence from the message, and remove cause.

## 2.66.79 16980

---

**@1@: could not fetch default options**

[Description]

The function Pqconndefaults() Constructs a default connection options array, which identifies all the available options and shows any default values that are available from the environment etc. On error (eg out of memory), NULL is returned.

[System Processing]

Processing will be aborted.

[Action]

To investigate the cause of the occurrence from the message, and remove cause.

## 2.66.80 16981

---

**@1@: could not find own program executable**

[Description]

find\_my\_exec() finds an absolute path to a valid executable

[System Processing]

Processing will be aborted.

[Action]

To investigate the cause of the occurrence from the message, and remove cause.

## 2.66.81 16982

---

**@1@: could not fsync file "@2@": @3@**

[Description]

could not fsync file

[System Processing]

Processing will be aborted.

[Action]

To investigate the cause of the occurrence from the message, and remove cause.

## 2.66.82 16983

---

**@1@: could not fsync log file "@2@": @3@**

[Description]

could not fsync Log file.

[System Processing]

Processing will be aborted.

[Action]

To investigate the cause of the occurrence from the message, and remove cause.

## 2.66.83 16984

---

**@1@: could not identify system: got @2@ rows and @3@ fields, expected @4@ rows and @5@ or more fields**

[Description]

Could not identify system as expected number of rows is not equal to 1 and number of fields is not greater than or equal to 3

[System Processing]

Processing will be aborted.

[Action]

To investigate the cause of the occurrence from the message, and remove cause.

## 2.66.84 16985

---

**@1@: could not locate my own executable path**

[Description]

find\_my\_exec() finds an absolute path to a valid executable

[System Processing]

Processing will be aborted.

[Action]

To investigate the cause of the occurrence from the message, and remove cause.

## 2.66.85 16986

---

**@1@: could not open directory "@2@": @3@**

[Description]

could not open directory

[System Processing]

Processing will be aborted.

[Action]

To investigate the cause of the occurrence from the message, and remove cause.

## 2.66.86 16987

---

**@1@: could not open file "@2@": @3@**

[Description]

could not open file

[System Processing]

Processing will be aborted.

[Action]

To investigate the cause of the occurrence from the message, and remove cause.

## 2.66.87 16988

---

**@1@: could not open log file "@2@": @3@**

[Description]

could not open log file

[System Processing]

Processing will be aborted.

[Action]

To investigate the cause of the occurrence from the message, and remove cause.

## 2.66.88 16989

---

**@1@: could not open timeline history file "@2@": @3@**

[Description]

could not open timeline history file

[System Processing]

Processing will be aborted.

[Action]

To investigate the cause of the occurrence from the message, and remove cause.

## 2.66.89 16990

---

---

**@1@: could not parse next timeline's starting point "@2@"**

[Description]

could not parse next timeline's starting point

[System Processing]

Processing will be aborted.

[Action]

To investigate the cause of the occurrence from the message, and remove cause.

---

## 2.66.90 16991

---

**@1@: could not parse start position "@2@"**

[Description]

could not parse start position

[System Processing]

Processing will be aborted.

[Action]

To investigate the cause of the occurrence from the message, and remove cause.

---

## 2.66.91 16992

---

**@1@: could not read directory "@2@": @3@**

[Description]

could not read directory

[System Processing]

Processing will be aborted.

[Action]

To investigate the cause of the occurrence from the message, and remove cause.

---

## 2.66.92 16993

---

**@1@: could not remove promote signal file "@2@": @3@**

[Description]

could not remove promote signal file

[System Processing]

Processing will be aborted.

[Action]

To investigate the cause of the occurrence from the message, and remove cause.

---

## 2.66.93 16994

---

**@1@: could not rename file "@2@" to "@3@": @4@**

[Description]

could not rename file(Here we move the completed history file into place with its final name)

[System Processing]

Processing will be aborted.

[Action]

To investigate the cause of the occurrence from the message, and remove cause.

## 2.66.94 16995

---

**@1@: could not send copy-end packet: @2@**

[Description]

PQputCopyEnd - send EOF indication to the backend during COPY IN. After calling this, use PQgetResult() to check command completion status. Returns 1 if successful, 0 if data could not be sent (only possible in nonblock mode), or -1 if an error occurs.

pqFlush - send any data waiting in the output buffer. Return 0 on success, -1 on failure and 1 when not all data could be sent because the socket would block and the connection is non-blocking.

[System Processing]

Processing will be aborted.

[Action]

To investigate the cause of the occurrence from the message, and remove cause.

## 2.66.95 16996

---

**@1@: could not stat file "@2@": @3@**

[Description]

could not stat file

[System Processing]

Processing will be aborted.

[Action]

To investigate the cause of the occurrence from the message, and remove cause.

## 2.66.96 16997

---

**@1@: could not write timeline history file "@2@": @3@**

[Description]

This write operation happens while Writing the history file to pg\_xlog or Writing the history file to disk

[System Processing]

Processing will be aborted.

[Action]

To investigate the cause of the occurrence from the message, and remove cause

## 2.66.97 16998

---

---

**@1@: could not write @2@ bytes to log file "@3@": @4@**

[Description]

could not write the bytes to log file

[System Processing]

Processing will be aborted.

[Action]

To investigate the cause of the occurrence from the message, and remove cause

---

## 2.66.98 16999

---

**@1@: directory name too long**

[Description]

directory name too long

[System Processing]

Processing will be aborted.

[Action]

To investigate the cause of the occurrence from the message, and remove cause

---

## 2.67 Message Numbers Beginning with 17000

---

### 2.67.1 17000

---

**@1@: directory "@2@" does not exist**

[Description]

directory does not exist,The errno ENOENT indicates that component of path does not exist, or path is an empty string.

[System Processing]

Processing will be aborted.

[Action]

To investigate the cause of the occurrence from the message, and remove cause

---

### 2.67.2 17001

---

**@1@: directory "@2@" is not a database cluster directory**

[Description]

directory is not a database cluster directory

[System Processing]

Processing will be aborted.

[Action]

To investigate the cause of the occurrence from the message, and remove cause

## 2.67.3 17002

---

### **SELECT rule's target entry @1@ has different column name from column "@2@"cluster directory**

#### [Description]

rename is required to represent the correct column name in non-resjunk entries of top-level SELECT targetlists, since it will be used as the column title sent to the frontend.

#### [System Processing]

Processing will be aborted.

#### [Action]

To investigate the cause of the occurrence from the message, and remove cause

## 2.67.4 17003

---

### **SELECT target entry has type @1@, but column has type @2@.**

#### [Description]

SELECT column does not match target entry

#### [System Processing]

Processing will be aborted.

#### [Action]

To investigate the cause of the occurrence from the message, and remove cause

## 2.67.5 17004

---

### **ShmemIndex entry size is wrong for data structure "@1@": expected @2@, actual @3@**

#### [Description]

ShmemIndex entry size is wrong for data structure.

#### [System Processing]

Processing will be aborted.

#### [Action]

To investigate the cause of the occurrence from the message, and remove cause

## 2.67.6 17005

---

### **@1@: incompatible server version @2@; client does not support streaming from server versions newer than @3@**

#### [Description]

incompatible server version ,client does not support streaming from server .ServerMajor and maxServerMajor are calculated as follows; (serverMajor = PQserverVersion(conn) / 100 and maxServerMajor = PG\_VERSION\_NUM / 100;)where PG\_VERSION\_NUM is 90401 and PQserverVersion returns the sversion; /\* server version, e.g. 70401 for 7.4.1 \*/

#### [System Processing]

Processing will be aborted.



[Action]

To investigate the cause of the occurrence from the message, and remove cause

## 2.67.7 17006

---

**@1@: incompatible server version @2@; client does not support streaming from server versions older than @3@**

[Description]

incompatible server version ,client does not support streaming from server .ServerMajor and minServerMajor are calculated as follows;  
(serverMajor = PQserverVersion(conn) / 100 and minServerMajor = 903;)where PQserverVersion returns the sversion; /\* server version, e.g. 70401 for 7.4.1 \*/

[System Processing]

Processing will be aborted.

[Action]

To investigate the cause of the occurrence from the message, and remove cause

## 2.67.8 17007

---

**@1@: incompatible server version @2@**

[Description]

incompatible server version; ServerMajor and maxServerMajor are calculated as follows;(minServerMajor = 903,serverMajor = PQserverVersion(conn) / 100 and maxServerMajor = PG\_VERSION\_NUM / 100;)where PG\_VERSION\_NUM is 90401 and PQserverVersion returns the sversion; /\* server version, e.g. 70401 for 7.4.1 \*/

[System Processing]

Processing will be aborted.

[Action]

To investigate the cause of the occurrence from the message, and remove cause

## 2.67.9 17008

---

**@1@: invalid --max-rate unit: "@2@"**

[Description]

after\_num is obtained by passing src string to strtod

[System Processing]

Processing will be aborted.

[Action]

To investigate the cause of the occurrence from the message, and remove cause

## 2.67.10 17009

---

**@1@: invalid number of parallel jobs**

[Description]

invalid number of parallel jobs

[System Processing]

Processing will be aborted.

[Action]

To investigate the cause of the occurrence from the message, and remove cause

## 2.67.11 17010

---

**@1@: invalid tablespace mapping format "@2@", must be "OLDDIR=NEWDIR"**

[Description]

invalid tablespace mapping format

[System Processing]

Processing will be aborted.

[Action]

To investigate the cause of the occurrence from the message, and remove cause

## 2.67.12 17011

---

**@1@: invalid transfer rate "@2@": @3@**

[Description]

invalid transfer rate

[System Processing]

Processing will be aborted.

[Action]

To investigate the cause of the occurrence from the message, and remove cause

## 2.67.13 17012

---

**@1@: invalid xlog-method option "@2@", must be "fetch" or "stream"**

[Description]

invalid xlog-method option

[System Processing]

Processing will be aborted.

[Action]

To investigate the cause of the occurrence from the message, and remove cause

## 2.67.14 17013

---

**@1@ is not allowed with aggregate functions**

[Description]

The return type of function LCS\_asString is not allowed with aggregate functions. In this error case, the return type of LCS\_asString is "FOR some"

[System Processing]

Processing will be aborted.

[Action]

To investigate the cause of the occurrence from the message, and remove cause

## 2.67.15 17014

---

### @1@ is not allowed with DISTINCT clause

[Description]

The return type of function LCS\_asString is not allowed with aggregate functions. In this error case, the return type of LCS\_asString is "FOR some"

[System Processing]

Processing will be aborted.

[Action]

To investigate the cause of the occurrence from the message, and remove cause

## 2.67.16 17015

---

### @1@ is not allowed with GROUP BY clause

[Description]

The return string of LCS\_asString() is not allowed with GROUP BY clause

[System Processing]

Processing will be aborted.

[Action]

To investigate the cause of the occurrence from the message, and remove cause.

## 2.67.17 17016

---

### @1@ is not allowed with HAVING clause

[Description]

The return string of LCS\_asString() is not allowed with HAVING clause

[System Processing]

Processing will be aborted.

[Action]

To investigate the cause of the occurrence from the message, and remove cause.

## 2.67.18 17017

---

### @1@ is not allowed with set-returning functions in the target list

[Description]

The return string of LCS\_asString() is not allowed with set-returning functions in the target list

[System Processing]

Processing will be aborted.

[Action]

To investigate the cause of the occurrence from the message, and remove cause.

## 2.67.19 17018

---

### @1@ is not allowed with UNION/INTERSECT/EXCEPT

[Description]

The return string of LCS\_asString() is not allowed with UNION/INTERSECT/EXCEPT

[System Processing]

Processing will be aborted.

[Action]

To investigate the cause of the occurrence from the message, and remove cause.

## 2.67.20 17019

---

### @1@ is not allowed with window functions

[Description]

The return string of LCS\_asString() is not allowed with window functions

[System Processing]

Processing will be aborted.

[Action]

To investigate the cause of the occurrence from the message, and remove cause.

## 2.67.21 17020

---

### "@1@" is not a materialized view

[Description]

The Relation that is returned by RelationGetRelationName() is not a materialized view

[System Processing]

Processing will be aborted.

[Action]

To investigate the cause of the occurrence from the message, and remove cause.

## 2.67.22 17021

---

### @1@ is not an ordered-set aggregate, so it cannot have WITHIN GROUP

[Description]

Normal aggregate, so it can't have WITHIN GROUP

[System Processing]

Processing will be aborted.

[Action]

To investigate the cause of the occurrence from the message, and remove cause.

## 2.67.23 17022

---

### "@1@" is not a table, materialized view, composite type, or foreign table

[Description]

If the particular relation is not a table, materialized view, composite type, or foreign table

[System Processing]

Processing will be aborted.

[Action]

To investigate the cause of the occurrence from the message, and remove cause.

## 2.67.24 17023

---

### "@1@" is not a table, materialized view, index, or foreign table

[Description]

The relation returned by the function RelationGetRelationName() is not a table, materialized view, index, or foreign table

[System Processing]

Processing will be aborted.

[Action]

To investigate the cause of the occurrence from the message, and remove cause.

## 2.67.25 17024

---

### "@1@" is not a table, materialized view, or index

[Description]

The relation is not a table, materialized view, or index

[System Processing]

Processing will be aborted.

[Action]

To investigate the cause of the occurrence from the message, and remove cause.

## 2.67.26 17025

---

### "@1@" is not a table or materialized view

[Description]

The relation is not a table or materialized view

[System Processing]

Processing will be aborted.

[Action]

To investigate the cause of the occurrence from the message, and remove cause.

## 2.67.27 17026

---

**"@1@" is not a table, view, materialized view, composite type, index, or foreign table**

[Description]

The relation is not a table, view, materialized view, composite type, index, or foreign table

[System Processing]

Processing will be aborted.

[Action]

To investigate the cause of the occurrence from the message, and remove cause.

## 2.67.28 17027

---

**"@1@" is not a table, view, materialized view, composite type, or foreign table**

[Description]

The relation is not a table, view, materialized view, composite type, or foreign table.

[System Processing]

Processing will be aborted.

[Action]

To investigate the cause of the occurrence from the message, and remove cause.

## 2.67.29 17028

---

**"@1@" is not a table, view, materialized view, index, or TOAST table**

[Description]

The relation is not a table, view, materialized view, index, or TOAST table

[System Processing]

Processing will be aborted.

[Action]

To investigate the cause of the occurrence from the message, and remove cause.

## 2.67.30 17030

---

**"@1@" is not a table, view, materialized view, sequence, or foreign table**

[Description]

The relation is not a table, view, materialized view, sequence, or foreign table. Note: Don't allow ALTER TABLE. SET SCHEMA on relations that can't be moved to a different schema, such as indexes and TOAST tables.

[System Processing]

Processing will be aborted.

[Action]

To investigate the cause of the occurrence from the message, and remove cause.

## 2.67.31 17031

---

### "@1@" is not a table, view, or foreign table

[Description]

The relation is not a table, view, or foreign table

[System Processing]

Processing will be aborted.

[Action]

To investigate the cause of the occurrence from the message, and remove cause.

## 2.67.32 17032

---

### "@1@" is not a table, view, sequence, or foreign table

[Description]

The relation is not a table, view, sequence, or foreign table

[System Processing]

Processing will be aborted.

[Action]

To investigate the cause of the occurrence from the message, and remove cause.

## 2.67.33 17033

---

### @1@ must specify unqualified relation names

[Description]

The return type of LCS\_asString() must specify unqualified relation names

[System Processing]

Processing will be aborted.

[Action]

To investigate the cause of the occurrence from the message, and remove cause.

## 2.67.34 17034

---

### snapbuild state file @1@: checksum mismatch, is @2@, should be @3@

[Description]

snapbuild state file : checksum mismatch

[System Processing]

Processing will be aborted.

[Action]

To investigate the cause of the occurrence from the message, and remove cause.

## 2.67.35 17035

---

---

**snapbuild state file "@1@" has unsupported version @2@ instead of @3@****[Description]**

snapbuild state file has unsupported version.

**[System Processing]**

Processing will be aborted.

**[Action]**

To investigate the cause of the occurrence from the message, and remove cause.

---

**2.67.36 17036**

---

**snapbuild state file "@1@" has wrong magic @2@ instead of @3@****[Description]**

snapbuild state file has wrong magic number

**[System Processing]**

Processing will be aborted.

**[Action]**

To investigate the cause of the occurrence from the message, and remove cause.

---

**2.67.37 17037**

---

**@1@: new directory is not an absolute path in tablespace mapping: @2@****[Description]**

new directory is not an absolute path in tablespace mapping

**[System Processing]**

Processing will be aborted.

**[Action]**

To investigate the cause of the occurrence from the message, and remove cause.

---

**2.67.38 17038**

---

**@1@: no database specified****[Description]**

no database specified for the given program name

**[System Processing]**

Processing will be aborted.

**[Action]**

To investigate the cause of the occurrence from the message, and remove cause.

---

**2.67.39 17039**

---

**@1@: no slot specified**



[Description]

no slot specified for the given program name

[System Processing]

Processing will be aborted.

[Action]

To investigate the cause of the occurrence from the message, and remove cause.

## 2.67.40 17040

---

### SP-GiST inner tuple size @1@ exceeds maximum @2@

[Description]

SPGiST leaf tuple carries a datum and a heap tuple TID. Inner tuple should be small enough to fit on a page. Values larger than a buffer page cannot be indexed.

[System Processing]

Processing will be aborted.

[Action]

To investigate the cause of the occurrence from the message, and remove cause.

## 2.67.41 17041

---

### SSL failed to renegotiate connection before limit expired

[Description]

SSL failed to renegotiate connection before limit expired

[System Processing]

Processing will be aborted.

[Action]

To investigate the cause of the occurrence from the message, and remove cause.

## 2.67.42 17042

---

### @1@: symlinks are not supported on this platform

[Description]

symlinks are not supported on this platform . Note : Define to 1 if you have the `symlink' function.

[System Processing]

Processing will be aborted.

[Action]

To investigate the cause of the occurrence from the message, and remove cause.

## 2.67.43 17043

---

### @1@: transaction log directory location can only be specified in plain mode

[Description]

transaction log directory location can only be specified in plain mode

[System Processing]

Processing will be aborted.

[Action]

To investigate the cause of the occurrence from the message, and remove cause.

## 2.67.44 17044

---

### @1@: transaction log directory location must be an absolute path

[Description]

transaction log directory location must be an absolute path

[System Processing]

Processing will be aborted.

[Action]

To investigate the cause of the occurrence from the message, and remove cause.

## 2.67.45 17045

---

### @1@: transfer rate must be greater than zero

[Description]

transfer rate must be greater than zero

[System Processing]

Processing will be aborted.

[Action]

To investigate the cause of the occurrence from the message, and remove cause.

## 2.67.46 17046

---

### @1@: transfer rate "@2@" exceeds integer range

[Description]

transfer rate exceeds integer range

[System Processing]

Processing will be aborted.

[Action]

To investigate the cause of the occurrence from the message, and remove cause.

## 2.67.47 17047

---

### @1@: transfer rate "@2@" is not a valid value

[Description]

transfer rate is not a valid value Note: The second parameter is a out - parameter.

[System Processing]

Processing will be aborted.

[Action]

To investigate the cause of the occurrence from the message, and remove cause.

## 2.67.48 17049

---

### strictness of aggregate's forward and inverse transition functions must match

[Description]

strictness of aggregate's forward and inverse transition functions must match. Note: Insist that forward and inverse transition functions have the same strictness setting. Allowing them to differ would require handling more special cases in `advance_windowaggregate` and `advance_windowaggregate_base`, for no discernible benefit. This should have been checked at agg definition time, but we must check again in case either function's strictness property has been changed.

[System Processing]

Processing will be aborted.

[Action]

To investigate the cause of the occurrence from the message, and remove cause.

## 2.67.49 17050

---

### string too long to represent as jsonb string

[Description]

string too long to represent as jsonb string. Note :Due to an implementation restriction, jsonb strings cannot exceed 0x0FFFFFFF

[System Processing]

Processing will be aborted.

[Action]

To investigate the cause of the occurrence from the message, and remove cause.

## 2.67.50 17051

---

### @1@: unexpected response to TIMELINE\_HISTORY command: got @2@ rows and @3@ fields, expected @4@ rows and @5@ fields

[Description]

unexpected response to TIMELINE\_HISTORY command. Note: The response to TIMELINE\_HISTORY is a single row result set with two fields: filename and content

[System Processing]

Processing will be aborted.

[Action]

To investigate the cause of the occurrence from the message, and remove cause.

## 2.67.51 17052

---

### @1@: unexpected result set after end-of-timeline: got @2@ rows and @3@ fields, expected @4@ rows and @5@ fields

[Description]

unexpected result set after end-of-timeline

[System Processing]

Processing will be aborted.

[Action]

To investigate the cause of the occurrence from the message, and remove cause.

## 2.67.52 17053

---

### @1@: WAL streaming can only be used in plain mode

[Description]

WAL streaming can only be used in plain mode

[System Processing]

Processing will be aborted.

[Action]

To investigate the cause of the occurrence from the message, and remove cause.

## 2.67.53 17054

---

### system column "@1@" reference in check constraint is invalid

[Description]

system column reference in check constraint is invalid

[System Processing]

Processing will be aborted.

[Action]

To investigate the cause of the occurrence from the message, and remove cause.

## 2.67.54 17055

---

### time field value out of range: @1@:@2@:@3@

[Description]

time field value out of range

[System Processing]

Processing will be aborted.

[Action]

To investigate the cause of the occurrence from the message, and remove cause.

## 2.67.55 17056

---

### timestamp out of range: @1@-@2@-@3@ @4@:@5@:@6@

[Description]

timestamp out of range

[System Processing]

Processing will be aborted.

[Action]

To investigate the cause of the occurrence from the message, and remove cause.

---

## 2.67.56 17057

---

### too many background workers

[Description]

too many background workers

[System Processing]

Processing will be aborted.

[Action]

To investigate the cause of the occurrence from the message, and remove cause.

---

## 2.67.57 17058

---

### too many column names were specified

[Description]

too many column names were specified

[System Processing]

Processing will be aborted.

[Action]

To investigate the cause of the occurrence from the message, and remove cause.

---

## 2.67.58 17059

---

### too many dynamic shared memory segments

[Description]

too many dynamic shared memory segments

[System Processing]

Processing will be aborted.

[Action]

To investigate the cause of the occurrence from the message, and remove cause.

---

## 2.67.59 17060

---

### too many lexemes in thesaurus entry

[Description]

too many lexemes in thesaurus entry. Note: currently, tsearch\_readline can't return lines exceeding 4KB,so overflow of the word counts is impossible.But that may not always be true, so let's check.

[System Processing]

Processing will be aborted.

[Action]

To investigate the cause of the occurrence from the message, and remove cause.

## 2.67.60 17061

---

### too many replication slots active before shutdown

[Description]

too many replication slots active before shutdown

[System Processing]

Processing will be aborted.

[Action]

To investigate the cause of the occurrence from the message, and remove cause.

## 2.67.61 17062

---

### total size of jsonb array elements exceeds the maximum of @1@ bytes

[Description]

Total size of jsonb array elements exceeds the maximum of 0x0FFFFFFF bytes

[System Processing]

Processing will be aborted.

[Action]

To investigate the cause of the occurrence from the message, and remove cause.

## 2.67.62 17063

---

### total size of jsonb object elements exceeds the maximum of @1@ bytes

[Description]

total size of jsonb object elements exceeds the maximum of 0x0FFFFFFFbytes

[System Processing]

Processing will be aborted.

[Action]

To investigate the cause of the occurrence from the message, and remove cause.

## 2.67.63 17064

---

### tuple to be updated was already modified by an operation triggered by the current command

[Description]

tuple to be updated was already modified by an operation triggered by the current command

[System Processing]

Processing will be aborted.

[Action]

To investigate the cause of the occurrence from the message, and remove cause.

## 2.67.64 17065

---

### type modifier cannot have ORDER BY

[Description]

type modifier cannot have ORDER BY

[System Processing]

Processing will be aborted.

[Action]

To investigate the cause of the occurrence from the message, and remove cause.

## 2.67.65 17066

---

### "TZ"/"tz"/"OF" format patterns are not supported in to\_date

[Description]

format patterns are not supported in to\_date

[System Processing]

Processing will be aborted.

[Action]

To investigate the cause of the occurrence from the message, and remove cause.

## 2.67.66 17067

---

### \\u0000 cannot be converted to text.

[Description]

\\u0000 cannot be converted to text. Note: The function report\_json\_context() reports a CONTEXT line for bogus JSON input.

[System Processing]

Processing will be aborted.

[Action]

To investigate the cause of the occurrence from the message, and remove cause.

## 2.67.67 17068

---

### Unexpected array element.

[Description]

Unexpected array element.

[System Processing]

Processing will be aborted.

[Action]

To investigate the cause of the occurrence from the message, and remove cause.

## 2.67.68 17070

---

### unexpected pageaddr @1 @/@2@ in log segment @3@, offset @4@

[Description]

unexpected pageaddr in log segment offset

[System Processing]

Processing will be aborted.

[Action]

To investigate the cause of the occurrence from the message, and remove cause.

## 2.67.69 17071

---

### unexpected previous timeline ID @1@ (current timeline ID @2@) in checkpoint record

[Description]

unexpected previous timeline ID in checkpoint record

[System Processing]

Processing will be aborted.

[Action]

To investigate the cause of the occurrence from the message, and remove cause.

## 2.67.70 17072

---

### unexpected result after CommandComplete: @1@

[Description]

unexpected result after CommandComplete

[System Processing]

Processing will be aborted.

[Action]

To investigate the cause of the occurrence from the message, and remove cause.

## 2.67.71 17073

---

### unexpected result set after end-of-streaming

[Description]

unexpected result set after end-of-streaming

[System Processing]

Processing will be aborted.

[Action]

To investigate the cause of the occurrence from the message, and remove cause.

## 2.67.72 17074

---



---

### unexpected result status for \watch

[Description]

unexpected result status for \ watch

[System Processing]

Processing will be aborted.

[Action]

To investigate the cause of the occurrence from the message, and remove cause.

---

## 2.67.73 17075

---

### unexpected standby message type "@1@", after receiving CopyDone

[Description]

unexpected standby message type ,after receiving CopyDone . Note :If we already received a CopyDone from the frontend, the frontend should not send us anything until we've closed our end of the COPY.XXX: In theory, the frontend could already send the next command before receiving the CopyDone, but libpq doesn't currently allow that.

[System Processing]

Processing will be aborted.

[Action]

To investigate the cause of the occurrence from the message, and remove cause.

---

## 2.67.74 17076

---

### unexpected timeline ID @1@ in checkpoint record, before reaching minimum recovery point @2@/@3@ on timeline @4@

[Description]

unexpected timeline ID %u in checkpoint record, before reaching minimum recovery point %X/%X on timeline %u

[System Processing]

Processing will be aborted.

[Action]

To investigate the cause of the occurrence from the message, and remove cause.

---

## 2.67.75 17077

---

### unexpected timeline ID @1@ in log segment @2@, offset @3@

[Description]

unexpected timeline ID in log segment.

[System Processing]

Processing will be aborted.

[Action]

To investigate the cause of the occurrence from the message, and remove cause.

## 2.67.76 17078

---

**Unicode escape values cannot be used for code point values above 007F when the server encoding is not UTF8.**

[Description]

Unicode escape values cannot be used for code point values above 007F when the server encoding is not UTF8.

[System Processing]

Processing will be aborted.

[Action]

To investigate the cause of the occurrence from the message, and remove cause.

## 2.67.77 17079

---

**Unicode high surrogate must not follow a high surrogate.**

[Description]

Unicode high surrogate must not follow a high surrogate.

[System Processing]

Processing will be aborted.

[Action]

To investigate the cause of the occurrence from the message, and remove cause.

## 2.67.78 17080

---

**Unicode low surrogate must follow a high surrogate.**

[Description]

Unicode low surrogate must follow a high surrogate.

[System Processing]

Processing will be aborted.

[Action]

To investigate the cause of the occurrence from the message, and remove cause.

## 2.67.79 17081

---

**UNNEST() with multiple arguments cannot have a column definition list**

[Description]

UNNEST() with multiple arguments cannot have a column definition list

[System Processing]

Processing will be aborted.

[Action]

To investigate the cause of the occurrence from the message, and remove cause.

## 2.67.80 17082

---

### unsupported LDAP URL scheme: @1@

[Description]

unsupported LDAP URL scheme

[System Processing]

Processing will be aborted.

[Action]

To investigate the cause of the occurrence from the message, and remove cause.

## 2.67.81 17083

---

### unsupported Unicode escape sequence

[Description]

unsupported Unicode escape sequence

[System Processing]

Processing will be aborted.

[Action]

To investigate the cause of the occurrence from the message, and remove cause.

## 2.67.82 17084

---

### unterminated format specifier

[Description]

unterminated format specifier

[System Processing]

Processing will be aborted.

[Action]

To investigate the cause of the occurrence from the message, and remove cause.

## 2.67.83 17085

---

### UTC timezone offset is out of range.

[Description]

UTC timezone offset is out of range.

[System Processing]

Processing will be aborted.

[Action]

To investigate the cause of the occurrence from the message, and remove cause.

## 2.67.84 17086

---

---

### variable "@1@" shadows a previously defined variable

[Description]

shadows a previously defined variable

[System Processing]

Processing will be aborted.

[Action]

To investigate the cause of the occurrence from the message, and remove cause.

---

## 2.67.85 17087

---

### VARIADIC argument must be an array

[Description]

VARIADIC argument must be an array

[System Processing]

Processing will be aborted.

[Action]

To investigate the cause of the occurrence from the message, and remove cause.

---

## 2.67.86 17088

---

### \watch cannot be used with an empty query

[Description]

watch cannot be used with an empty query.

[System Processing]

Processing will be aborted.

[Action]

To investigate the cause of the occurrence from the message, and remove cause.

---

## 2.67.87 17089

---

### \watch cannot be used with COPY

[Description]

watch cannot be used with COPY

[System Processing]

Processing will be aborted.

[Action]

To investigate the cause of the occurrence from the message, and remove cause.

---

## 2.67.88 17090

---

### WHERE CURRENT OF is not supported for this table type

[Description]

WHERE CURRENT OF is not supported for this table type

[System Processing]

Processing will be aborted.

[Action]

To investigate the cause of the occurrence from the message, and remove cause.

## 2.67.89 17091

---

### window functions are not allowed in check constraints

[Description]

window functions are not allowed in check constraints.

[System Processing]

Processing will be aborted.

[Action]

To investigate the cause of the occurrence from the message, and remove cause.

## 2.67.90 17092

---

### window functions are not allowed in DEFAULT expressions

[Description]

window functions are not allowed in DEFAULT expressions.

[System Processing]

Processing will be aborted.

[Action]

To investigate the cause of the occurrence from the message, and remove cause.

## 2.67.91 17093

---

### window functions are not allowed in EXECUTE parameters

[Description]

window functions are not allowed in EXECUTE parameters

[System Processing]

Processing will be aborted.

[Action]

To investigate the cause of the occurrence from the message, and remove cause.

## 2.67.92 17094

---

### window functions are not allowed in functions in FROM

[Description]

window functions are not allowed in functions in FROM

[System Processing]

Processing will be aborted.

[Action]

To investigate the cause of the occurrence from the message, and remove cause.

## 2.67.93 17095

---

### window functions are not allowed in index expressions

[Description]

window functions are not allowed in index expressions

[System Processing]

Processing will be aborted.

[Action]

To investigate the cause of the occurrence from the message, and remove cause.

## 2.67.94 17096

---

### window functions are not allowed in index predicates

[Description]

window functions are not allowed in index predicates

[System Processing]

Processing will be aborted.

[Action]

To investigate the cause of the occurrence from the message, and remove cause.

## 2.67.95 17097

---

### window functions are not allowed in JOIN conditions

[Description]

window functions are not allowed in JOIN conditions

[System Processing]

Processing will be aborted.

[Action]

To investigate the cause of the occurrence from the message, and remove cause.

## 2.67.96 17098

---

### window functions are not allowed in @1@

[Description]

window functions are not allowed in expression kind

[System Processing]

Processing will be aborted.

[Action]

To investigate the cause of the occurrence from the message, and remove cause.

## 2.67.97 17099

---

### window functions are not allowed in transform expressions

[Description]

window functions are not allowed in transform expressions

[System Processing]

Processing will be aborted.

[Action]

To investigate the cause of the occurrence from the message, and remove cause.

## 2.68 Message Numbers Beginning with 17100

---

### 2.68.1 17100

---

#### window functions are not allowed in trigger WHEN conditions

[Description]

window functions are not allowed in trigger WHEN conditions

[System Processing]

Processing will be aborted.

[Action]

To investigate the cause of the occurrence from the message, and remove cause.

### 2.68.2 17101

---

#### window functions are not allowed in window definitions

[Description]

window functions are not allowed in window definitions

[System Processing]

Processing will be aborted.

[Action]

To investigate the cause of the occurrence from the message, and remove cause.

### 2.68.3 17102

---

#### window function @1@ cannot have WITHIN GROUP

[Description]

window function cannot have WITHIN GROUP Note:And, per spec, WITHIN GROUP isn't allowed.

[System Processing]

Processing will be aborted.

[Action]

To investigate the cause of the occurrence from the message, and remove cause.

## 2.68.4 17103

---

### window function @1@ requires an OVER clause

[Description]

window function requires an OVER clause. Note: True window functions must be called with a window definition.

[System Processing]

Processing will be aborted.

[Action]

To investigate the cause of the occurrence from the message, and remove cause.

## 2.68.5 17104

---

### WITH CHECK OPTION is supported only on automatically updatable views

[Description]

WITH CHECK OPTION is supported only on automatically updatable views

[System Processing]

Processing will be aborted.

[Action]

To investigate the cause of the occurrence from the message, and remove cause.

## 2.68.6 17105

---

### WITH CHECK OPTION not supported on recursive views

[Description]

WITH CHECK OPTION not supported on recursive views

[System Processing]

Processing will be aborted.

[Action]

To investigate the cause of the occurrence from the message, and remove cause.

## 2.68.7 17106

---

### WITHIN GROUP is required for ordered-set aggregate @1@

[Description]

WITHIN GROUP is required for ordered-set aggregate

[System Processing]

Processing will be aborted.

[Action]

To investigate the cause of the occurrence from the message, and remove cause.



## 2.68.8 17107

---

### **WITHIN GROUP specified, but @1@ is not an aggregate function**

[Description]

WITHIN GROUP specified, but the function is not an aggregate function

[System Processing]

Processing will be aborted.

[Action]

To investigate the cause of the occurrence from the message, and remove cause.

## 2.68.9 17108

---

### **WITH ORDINALITY cannot be used with a column definition list**

[Description]

WITH ORDINALITY cannot be used with a column definition list

[System Processing]

Processing will be aborted.

[Action]

To investigate the cause of the occurrence from the message, and remove cause.

## 2.68.10 17109

---

### **tablespace encryption algorithm option can not be changed**

[Description]

tablespace\_encryption\_algorithm option can not be changed with alter tablespace.

[System Processing]

Processing will be aborted.

[Action]

To investigate the cause of the occurrence from the message, and remove cause.

## 2.68.11 17110

---

### **result of USING clause for column "@1@" cannot be cast automatically to type @2@**

[Description]

USING clause column value cannot be typecasted automatically to new column type specified.

[System Processing]

Processing will be aborted.

[Action]

To investigate the cause of the occurrence from the message, and remove cause.

## 2.68.12 17111

---

---

### could not parse contents of file "@1@"

[Description]

Postgresql auto configuration file cannot be parsed

[System Processing]

Processing will be aborted.

[Action]

To investigate the cause of the occurrence from the message, and remove cause.

---

## 2.68.13 17115

---

### could not change directory to "@1@": @2@

[Description]

pg\_resetxlog process cannot change the directory

[System Processing]

Processing aborts

[Action]

To investigate the cause of the occurrence from the message, and remove cause.

---

## 2.68.14 17116

---

### pclose failed: @1@

[Description]

pclose system call failed

[System Processing]

Processing aborts

[Action]

To investigate the cause of the occurrence from the message, and remove cause.

---

## 2.68.15 17117

---

### cannot duplicate null pointer (internal error)

[Description]

Null pointer cannot be duplicated

[System Processing]

Processing aborts

[Action]

To investigate the cause of the occurrence from the message, and remove cause.

---

## 2.68.16 17118

---

### out of memory

[Description]

Process runs out of memory

[System Processing]

Process aborts

[Action]

To investigate the cause of the occurrence from the message, and remove cause.

## 2.68.17 17119

---

### cannot create restricted tokens on this platform: error code @1@

[Description]

Restricted Tokens cannot be created

[System Processing]

WARNING is issued

[Action]

To investigate the cause of the occurrence from the message, and remove cause for the WARNING.

## 2.68.18 17120

---

### could not open process token: error code @1@

[Description]

Cannot open the process Token

[System Processing]

Processing aborts

[Action]

To investigate the cause of the occurrence from the message, and remove cause.

## 2.68.19 17121

---

### could not allocate SIDs: error code @1@

[Description]

Cannot allocate the SIDs

[System Processing]

Processing aborts

[Action]

To investigate the cause of the occurrence from the message, and remove cause.

## 2.68.20 17122

---

### could not create restricted token: error code @1@

[Description]

Restricted token could not be created

[System Processing]

Processing aborts

[Action]

To investigate the cause of the occurrence from the message, and remove cause.

## 2.68.21 17123

---

**could not start process for command "@1@": error code @2@**

[Description]

Process could not be started

[System Processing]

Processing could not be initiated

[Action]

To investigate the cause of the occurrence from the message, and remove cause.

## 2.68.22 17124

---

**could not re-execute with restricted token: error code @1@**

[Description]

Restricted Token cannot be re-executed

[System Processing]

Processing aborts

[Action]

To investigate the cause of the occurrence from the message, and remove cause.

## 2.68.23 17125

---

**could not get exit code from subprocess: error code @1@**

[Description]

Cannot exit from the sub process

[System Processing]

Processing aborts

[Action]

To investigate the cause of the occurrence from the message, and remove cause.

## 2.68.24 17126

---

**user does not exist**

[Description]

user does not exist

[System Processing]

Processing aborts

[Action]

To investigate the cause of the occurrence from the message, and remove cause.

## 2.68.25 17127

---

### user name lookup failure: error code @1@

[Description]

user does not exist

[System Processing]

Processing aborts

[Action]

To investigate the cause of the occurrence from the message, and remove cause.

## 2.68.26 17128

---

### command not found

[Description]

Command cannot be found

[System Processing]

Processing aborts

[Action]

To investigate the cause of the occurrence from the message, and remove cause.

## 2.68.27 17129

---

### command not executable

[Description]

Command is not executable

[System Processing]

Processing aborts

[Action]

To investigate the cause of the occurrence from the message, and remove cause.

## 2.68.28 17130

---

### could not determine encoding for codeset "@1@"

[Description]

Corresponding local could not found in PostgreSQL

[System Processing]

Processing aborts

[Action]

To investigate the cause of the occurrence from the message, and remove cause.

## 2.68.29 17131

---

### could not get junction for "@1@": @2@

[Description]

could not get junction

[System Processing]

Processing aborts

[Action]

To investigate the cause of the occurrence from the message, and remove cause.

## 2.68.30 17132

---

### could not get junction for "@1@": @2@

[Description]

could not get junction

[System Processing]

Processing aborts

[Action]

To investigate the cause of the occurrence from the message, and remove cause.

## 2.68.31 17133

---

### lock violation

[Description]

Antivirus software or some other similar software has locked the database file

[System Processing]

Process trying to access the file continues and retries after every 30 seconds

[Action]

To investigate the cause of the occurrence from the message, and remove cause.

## 2.68.32 17134

---

### sharing violation

[Description]

Antivirus software or some other similar software has locked the database file

[System Processing]

Process trying to access the file continues and retries after every 30 seconds

[Action]

To investigate the cause of the occurrence from the message, and remove cause.

## 2.68.33 17135

---

---

### could not get current working directory: @1@

[Description]

The current working directory path cannot be found

[System Processing]

Processing aborts

[Action]

To investigate the cause of the occurrence from the message, and remove cause.

---

## 2.68.34 17138

---

### index row size @1@ exceeds maximum @2@ for index "@3@"

[Description]

The row size of the Index exceeded the maximum limit

[System Processing]

Processing aborts

[Action]

To investigate the cause of the occurrence from the message, and remove cause.

---

## 2.68.35 17139

---

### unexpected page type 0x@1@ in BRIN index "@2@" block @3@

[Description]

Unexpected page type in BRIN index

[System Processing]

Processing aborts

[Action]

To investigate the cause of the occurrence from the message, and remove cause.

---

## 2.68.36 17143

---

### cannot access temporary tables during a parallel operation

[Description]

Temporary tables cannot be accessed during parallel operation

[System Processing]

Processing aborts

[Action]

To investigate the cause of the occurrence from the message, and remove cause.

---

## 2.68.37 17144

---

### cannot insert tuples during a parallel operation

[Description]

Tuples cannot be inserted during the parallel operation

[System Processing]

Processing aborts

[Action]

To investigate the cause of the occurrence from the message, and remove cause.

## 2.68.38 17146

---

### attempted to delete invisible tuple

[Description]

An attempt has been made to delete an invisible tuple

[System Processing]

Processing aborts

[Action]

To investigate the cause of the occurrence from the message, and remove cause.

## 2.68.39 17147

---

### cannot update tuples during a parallel operation

[Description]

Tuples cannot be updated during the parallel operation

[System Processing]

Processing aborts

[Action]

To investigate the cause of the occurrence from the message, and remove cause.

## 2.68.40 17148

---

### attempted to update invisible tuple

[Description]

An attempt has been made to update an invisible tuple

[System Processing]

Processing aborts

[Action]

To investigate the cause of the occurrence from the message, and remove cause.

## 2.68.41 17149

---

### could not truncate file "@1@" to @2@: @3@

[Description]

File could not be truncated due to inaccessibility of the file or file's location



[System Processing]

Processing aborts

[Action]

To investigate the cause of the occurrence from the message, and remove cause.

## 2.68.42 17150

---

**index "@1@" contains a half-dead internal page**

[Description]

Index page is corrupted. This is no harm for processes performing searches. This can be fixed by RE-INDEXING.

[System Processing]

Processing aborts

[Action]

To investigate the cause of the occurrence from the message, and remove cause.

## 2.68.43 17151

---

**sample percentage must be between 0 and 100**

[Description]

Sample percentage for sample scan must be between 0 and 100

[System Processing]

Processing aborts

[Action]

To investigate the cause of the occurrence from the message, and remove cause.

## 2.68.44 17152

---

**cannot retrieve commit timestamp for transaction @1@**

[Description]

Cannot retrieve commit timestamp for uncommitted transactions

[System Processing]

Processing aborts

[Action]

To investigate the cause of the occurrence from the message, and remove cause.

## 2.68.45 17153

---

**could not get commit timestamp data**

[Description]

Could not get commit timestamp data. "track\_commit\_timestamp" parameter must be configured

[System Processing]

Processing aborts

[Action]

To investigate the cause of the occurrence from the message, and remove cause.

## 2.68.46 17154

---

**database is not accepting commands that generate new MultiXactIds to avoid wraparound data loss in database "@1@"**

[Description]

Database is not accepting any commands due to transaction wrap around issue. This can be fixed by vacuuming the database and committing/rolling-back the old unfinished prepared transactions

[System Processing]

Processing aborts

[Action]

To investigate the cause of the occurrence from the message, and remove cause.

## 2.68.47 17155

---

**database is not accepting commands that generate new MultiXactIds to avoid wraparound data loss in database with OID @1@**

[Description]

Database is not accepting any commands due to transaction wrap around issue. This can be fixed by vacuuming the database and committing/rolling-back the old unfinished prepared transactions

[System Processing]

Processing aborts

[Action]

To investigate the cause of the occurrence from the message, and remove cause.

## 2.68.48 17156

---

**multixact "members" limit exceeded**

[Description]

Multixact members limit exceeded.

Execute a database-wide VACUUM in database with OID %u with reduced vacuum\_multixact\_freeze\_min\_age and vacuum\_multixact\_freeze\_table\_age settings.

[System Processing]

Processing aborts

[Action]

To investigate the cause of the occurrence from the message, and remove cause.

## 2.68.49 17157

---

**MultiXactId @1@ does no longer exist -- apparent wraparound**

[Description]

MultiXactID does not exist. Transaction wrap around completed

[System Processing]

Processing aborts

[Action]

To investigate the cause of the occurrence from the message, and remove cause.

---

## 2.68.50 17158

---

**MultiXactId @1@ has not been created yet -- apparent wraparound**

[Description]

multixactId has not been created. Possible transaction wrap around has happend.

[System Processing]

Processing aborts

[Action]

To investigate the cause of the occurrence from the message, and remove cause.

---

## 2.68.51 17160

---

**postmaster exited during a parallel transaction**

[Description]

postmaster exited during a parallel transaction

[System Processing]

Processing aborts

[Action]

To investigate the cause of the occurrence from the message, and remove cause.

---

## 2.68.52 17165

---

**cannot PREPARE a transaction that has exported snapshots**

[Description]

cannot PREPARE a transaction that has exported snapshots

[System Processing]

Processing aborts

[Action]

To investigate the cause of the occurrence from the message, and remove cause.

---

## 2.68.53 17166

---

**cannot commit during a parallel operation**

[Description]

cannot commit during a parallel operation

[System Processing]

Processing aborts

[Action]

To investigate the cause of the occurrence from the message, and remove cause.

## 2.68.54 17167

---

### cannot abort during a parallel operation

[Description]

cannot during during a parallel operation

[System Processing]

Processing aborts

[Action]

To investigate the cause of the occurrence from the message, and remove cause.

## 2.68.55 17168

---

### cannot define savepoints during a parallel operation

[Description]

cannot define savepoints during a parallel operation

[System Processing]

Processing aborts

[Action]

To investigate the cause of the occurrence from the message, and remove cause.

## 2.68.56 17169

---

### cannot release savepoints during a parallel operation

[Description]

cannot release savepoints during a parallel operation

[System Processing]

Processing aborts

[Action]

To investigate the cause of the occurrence from the message, and remove cause.

## 2.68.57 17170

---

### cannot rollback to savepoints during a parallel operation

[Description]

cannot rollback to savepoints during a parallel operation

[System Processing]

Processing aborts

[Action]

To investigate the cause of the occurrence from the message, and remove cause.

## 2.68.58 17171

---

### cannot start subtransactions during a parallel operation

[Description]

cannot start subtransactions during a parallel operation

[System Processing]

Processing aborts

[Action]

To investigate the cause of the occurrence from the message, and remove cause.

## 2.68.59 17172

---

### cannot commit subtransactions during a parallel operation

[Description]

cannot commit subtransactions during a parallel operation

[System Processing]

Processing aborts

[Action]

To investigate the cause of the occurrence from the message, and remove cause.

## 2.68.60 17174

---

### new timeline @1@ forked off current database system timeline @2@ before current recovery point @3@/ @4@

[Description]

new timeline %u forked off current database system timeline %u before current recovery point %X/%X

[System Processing]

Processing aborts

[Action]

To investigate the cause of the occurrence from the message, and remove cause.

## 2.68.61 17178

---

### requested timeline @1@ does not contain minimum recovery point @2@/@3@ on timeline @4@

[Description]

minimum recovery point must be part of requested timeline's history

[System Processing]

Processing aborts

[Action]

To investigate the cause of the occurrence from the message, and remove cause.

## 2.68.62 17179

---

**This means that the backup is corrupted and you will have to use another backup for recovery.**

[Description]

This means that the backup is corrupted and you will have to use another backup for recovery

[System Processing]

Processing aborts

[Action]

To investigate the cause of the occurrence from the message, and remove cause.

## 2.68.63 17180

---

**unexpected previous timeline ID @1@ (current timeline ID @2@) in checkpoint record**

[Description]

unexpected previous timeline ID in checkpoint record. Check that the checkpoint record agrees with the current time line.

[System Processing]

Processing aborts

[Action]

To investigate the cause of the occurrence from the message, and remove cause.

## 2.68.64 17181

---

**unexpected timeline ID @1@ in checkpoint record, before reaching minimum recovery point @2@/@3@ on timeline @4@**

[Description]

unexpected timeline ID in checkpoint record, before reaching minimum recovery point on timeline

[System Processing]

Processing aborts

[Action]

To investigate the cause of the occurrence from the message, and remove cause.

## 2.68.65 17182

---

**could not fsync log file @1@: @2@**

[Description]

could not fsync the log file. Check that the file exists and is available/accessible with appropriate permissions

[System Processing]

Processing aborts

[Action]

To investigate the cause of the occurrence from the message, and remove cause.

## 2.68.66 17183

---

### could not stat promote trigger file "@1@": @2@

[Description]

Could not stat trigger file. Checking for the existence of trigger file. ensure that the trigger file exists with appropriate permissions

[System Processing]

Processing aborts

[Action]

To investigate the cause of the occurrence from the message, and remove cause.

## 2.68.67 17184

---

### invalid privilege type @1@ for type

[Description]

invalid privilege type for object

[System Processing]

Processing aborts

[Action]

To investigate the cause of the occurrence from the message, and remove cause.

## 2.68.68 17185

---

### invalid privilege type @1@ for column

[Description]

invalid privilege type for the column

[System Processing]

Processing aborts

[Action]

To investigate the cause of the occurrence from the message, and remove cause.

## 2.68.69 17186

---

### permission denied for event trigger @1@

[Description]

permission denied on the trigger

[System Processing]

Processing aborts

[Action]

To investigate the cause of the occurrence from the message, and remove cause.

## 2.68.70 17187

---

---

### event trigger with OID @1@ does not exist

[Description]

Trigger being accessed does not exist

[System Processing]

Processing aborts

[Action]

To investigate the cause of the occurrence from the message, and remove cause.

---

## 2.68.71 17188

---

### constant of the type @1@ cannot be used here

[Description]

constant of the type regrole cannot be used here

[System Processing]

Processing aborts

[Action]

To investigate the cause of the occurrence from the message, and remove cause.

---

## 2.68.72 17189

---

### pg\_class index OID value not set when in binary upgrade mode

[Description]

pg\_class index OID value not set when in binary upgrade mode

[System Processing]

Processing aborts

[Action]

To investigate the cause of the occurrence from the message, and remove cause.

---

## 2.68.73 17190

---

### could not obtain lock on relation "@1@"

[Description]

Lock on a relation could not be obtained. Check the blocking process

[System Processing]

Processing aborts

[Action]

To investigate the cause of the occurrence from the message, and remove cause.

---

## 2.68.74 17191

---

### cannot create temporary tables during a parallel operation



[Description]

cannot create temporary tables in parallel mode

[System Processing]

Processing aborts

[Action]

To investigate the cause of the occurrence from the message, and remove cause.

## 2.68.75 17197

---

### "@1@" is not a materialized view

[Description]

The object type being accessed is not a materialized view

[System Processing]

Processing aborts

[Action]

To investigate the cause of the occurrence from the message, and remove cause.

## 2.68.76 17198

---

### default value for column "@1@" of relation "@2@" does not exist

[Description]

default value for column of relation does not exist

[System Processing]

Processing aborts

[Action]

To investigate the cause of the occurrence from the message, and remove cause.

## 2.68.77 17199

---

### operator @1@ (@2@, @3@) of @4@ does not exist

[Description]

operator does not exist

[System Processing]

Processing aborts

[Action]

To investigate the cause of the occurrence from the message, and remove cause.

## 2.69 Message Numbers Beginning with 17200

---

### 2.69.1 17200

---

#### function @1@ (@2@, @3@) of @4@ does not exist

[Description]

function being accessed does not exist. Check if the function is existing with appropriate permissions and search\_path settings

[System Processing]

Processing aborts

[Action]

To investigate the cause of the occurrence from the message, and remove cause.

## 2.69.2 17201

---

### user mapping for user "@1@" on server "@2@" does not exist

[Description]

user mapping for user in server does not exist. Check the mapping user while creating foreign tables

[System Processing]

Processing aborts

[Action]

To investigate the cause of the occurrence from the message, and remove cause.

## 2.69.3 17202

---

### unrecognized default ACL object type "@1@"

[Description]

ACL object type is unrecognized. Valid object types are "r", "S", "f", and "T"

[System Processing]

Processing aborts

[Action]

To investigate the cause of the occurrence from the message, and remove cause.

## 2.69.4 17203

---

### default ACL for user "@1@" in schema "@2@" on @3@ does not exist

[Description]

default ACL for user in schema on does not exist

[System Processing]

Processing aborts

[Action]

To investigate the cause of the occurrence from the message, and remove cause.

## 2.69.5 17204

---

### default ACL for user "@1@" on @2@ does not exist

[Description]

default ACL for user on does not exist

[System Processing]

Processing aborts

[Action]

To investigate the cause of the occurrence from the message, and remove cause.

## 2.69.6 17205

---

**name or argument lists may not contain nulls**

[Description]

name or argument lists may not contain nulls

[System Processing]

Processing aborts

[Action]

To investigate the cause of the occurrence from the message, and remove cause.

## 2.69.7 17206

---

**unsupported object type "@1@"**

[Description]

unsupported object type

[System Processing]

Processing aborts

[Action]

To investigate the cause of the occurrence from the message, and remove cause.

## 2.69.8 17207

---

**name list length must be exactly @1@**

[Description]

name list length must be exactly 1

[System Processing]

Processing aborts

[Action]

To investigate the cause of the occurrence from the message, and remove cause.

## 2.69.9 17208

---

**large object OID may not be null**

[Description]

large object OID may not be null

[System Processing]

Processing aborts

[Action]

To investigate the cause of the occurrence from the message, and remove cause.

## 2.69.10 17210

---

**argument list length must be exactly @1@**

[Description]

argument list length must be exactly 1

[System Processing]

Processing aborts

[Action]

To investigate the cause of the occurrence from the message, and remove cause.

## 2.69.11 17211

---

**name list length must be at least @1@**

[Description]

name list length must be at least 1

[System Processing]

Processing aborts

[Action]

To investigate the cause of the occurrence from the message, and remove cause.

## 2.69.12 17212

---

**unrecognized object type "@1@"**

[Description]

unrecognized object type

[System Processing]

Processing aborts

[Action]

To investigate the cause of the occurrence from the message, and remove cause.

## 2.69.13 17213

---

**aggregates cannot have more than @1@ argument**

[Description]

aggregates cannot have more than 1 argument

[System Processing]

Processing aborts

[Action]

To investigate the cause of the occurrence from the message, and remove cause.

## 2.69.14 17215

---

### a variadic ordered-set aggregate must use VARIADIC type ANY

[Description]

a variadic ordered-set aggregate must use VARIADIC type ANY

[System Processing]

Processing aborts

[Action]

To investigate the cause of the occurrence from the message, and remove cause.

## 2.69.15 17216

---

### a hypothetical-set aggregate must have direct arguments matching its aggregated arguments

[Description]

a hypothetical-set aggregate must have direct arguments matching its aggregated arguments

[System Processing]

Processing aborts

[Action]

To investigate the cause of the occurrence from the message, and remove cause.

## 2.69.16 17218

---

### strictness of aggregate's forward and inverse transition functions must match

[Description]

strictness of aggregate's forward and inverse transition functions must match

[System Processing]

Processing aborts

[Action]

To investigate the cause of the occurrence from the message, and remove cause.

## 2.69.17 17219

---

### final function with extra arguments must not be declared STRICT

[Description]

final function with extra arguments must not be declared STRICT

[System Processing]

Processing aborts

[Action]

To investigate the cause of the occurrence from the message, and remove cause.

## 2.69.18 17220

---

---

**moving-aggregate implementation returns type @1@, but plain implementation returns type @2@****[Description]**

moving-aggregate implementation returns type one type but plain implementation returns type other type

**[System Processing]**

Processing aborts

**[Action]**

To investigate the cause of the occurrence from the message, and remove cause.

---

**2.69.19 17221**

---

**function @1@ must accept VARIADIC ANY to be used in this aggregate****[Description]**

The function must accept VARIADIC ANY to be used in this aggregate

**[System Processing]**

Processing aborts

**[Action]**

To investigate the cause of the occurrence from the message, and remove cause.

---

**2.69.20 17222**

---

**constraint "@1@" for domain @2@ does not exist****[Description]**

The constraint for domain does not exist. Check the constraint name

**[System Processing]**

Processing aborts

**[Action]**

To investigate the cause of the occurrence from the message, and remove cause.

---

**2.69.21 17223**

---

**enum label "@1@" already exists****[Description]**

enum label already exists

**[System Processing]**

Processing aborts

**[Action]**

To investigate the cause of the occurrence from the message, and remove cause.

---

**2.69.22 17224**

---

**pg\_enum OID value not set when in binary upgrade mode**

[Description]

pg\_enum OID value not set when in binary upgrade mode

[System Processing]

Processing aborts

[Action]

To investigate the cause of the occurrence from the message, and remove cause.

## 2.69.23 17225

---

### pg\_type OID value not set when in binary upgrade mode

[Description]

pg\_type OID value not set when in binary upgrade mode

[System Processing]

Processing aborts

[Action]

To investigate the cause of the occurrence from the message, and remove cause.

## 2.69.24 17226

---

### "@1@" is not a table or materialized view

[Description]

The object referenced by pgstattuple utility is not a table or materialized view

[System Processing]

Processing aborts

[Action]

To investigate the cause of the occurrence from the message, and remove cause.

## 2.69.25 17227

---

### only ordered-set aggregates can be hypothetical

[Description]

only ordered-set aggregates can be hypothetical

[System Processing]

Processing aborts

[Action]

To investigate the cause of the occurrence from the message, and remove cause.

## 2.69.26 17228

---

### aggregate msfunc must be specified when mstype is specified

[Description]

aggregate msfunc must be specified when mstype is specified

[System Processing]

Processing aborts

[Action]

To investigate the cause of the occurrence from the message, and remove cause.

## 2.69.27 17229

---

### aggregate minvfunc must be specified when mstype is specified

[Description]

aggregate minvfunc must be specified when mstype is specified

[System Processing]

Processing aborts

[Action]

To investigate the cause of the occurrence from the message, and remove cause.

## 2.69.28 17230

---

### aggregate msfunc must not be specified without mstype

[Description]

aggregate msfunc must not be specified without mstype

[System Processing]

Processing aborts

[Action]

To investigate the cause of the occurrence from the message, and remove cause.

## 2.69.29 17231

---

### aggregate minvfunc must not be specified without mstype

[Description]

aggregate minvfunc must not be specified without mstype

[System Processing]

Processing aborts

[Action]

To investigate the cause of the occurrence from the message, and remove cause.

## 2.69.30 17232

---

### aggregate msspace must not be specified without mstype

[Description]

aggregate msspace must not be specified without mstype

[System Processing]

Processing aborts



[Action]

To investigate the cause of the occurrence from the message, and remove cause.

## 2.69.31 17233

---

### aggregate minitcond must not be specified without mstype

[Description]

aggregate minitcond must not be specified without mstype

[System Processing]

Processing aborts

[Action]

To investigate the cause of the occurrence from the message, and remove cause.

## 2.69.32 17234

---

### event trigger "@1@" already exists

[Description]

event trigger already exists

[System Processing]

Processing aborts

[Action]

To investigate the cause of the occurrence from the message, and remove cause.

## 2.69.33 17236

---

### could not write to COPY program: @1@

[Description]

could not write to COPY program: %m

[System Processing]

Processing aborts

[Action]

To investigate the cause of the occurrence from the message, and remove cause.

## 2.69.34 17237

---

### must be superuser to COPY to or from an external program

[Description]

Only superuser can COPY to or from an external program

[System Processing]

Processing aborts

[Action]

To investigate the cause of the occurrence from the message, and remove cause.

## 2.69.35 17238

---

### **COPY FROM not supported with row-level security**

[Description]

COPY FROM an external file is not supported when row level security is enabled. Use INSERT statements instead

[System Processing]

Processing aborts

[Action]

To investigate the cause of the occurrence from the message, and remove cause.

## 2.69.36 17239

---

### **COPY force null available only in CSV mode**

[Description]

COPY force null available only in CSV mod

[System Processing]

Processing aborts

[Action]

To investigate the cause of the occurrence from the message, and remove cause.

## 2.69.37 17240

---

### **COPY force null only available using COPY FROM**

[Description]

COPY force null only available using COPY FROM

[System Processing]

Processing aborts

[Action]

To investigate the cause of the occurrence from the message, and remove cause.

## 2.69.38 17241

---

### **relation referenced by COPY statement has changed**

[Description]

relation referenced by COPY statement has changed

[System Processing]

Processing aborts

[Action]

To investigate the cause of the occurrence from the message, and remove cause.

## 2.69.39 17242

---

---

### could not close pipe to external command: @1@

[Description]

could not close pipe to external command

[System Processing]

Processing aborts

[Action]

To investigate the cause of the occurrence from the message, and remove cause.

---

## 2.69.40 17243

---

### program "@1@" failed

[Description]

program has failed

[System Processing]

Processing aborts

[Action]

To investigate the cause of the occurrence from the message, and remove cause.

---

## 2.69.41 17244

---

### could not execute command "@1@": @2@

[Description]

could not execute command

[System Processing]

Processing aborts

[Action]

To investigate the cause of the occurrence from the message, and remove cause.

---

## 2.69.42 17245

---

### cannot copy to materialized view "@1@"

[Description]

cannot copy to materialized view

[System Processing]

Processing aborts

[Action]

To investigate the cause of the occurrence from the message, and remove cause.

---

## 2.69.43 17246

---

### cannot perform COPY FREEZE because of prior transaction activity

[Description]

cannot perform FREEZE because of prior transaction activity

[System Processing]

Processing aborts

[Action]

To investigate the cause of the occurrence from the message, and remove cause.

## 2.69.44 17247

---

### cannot perform COPY FREEZE because the table was not created or truncated in the current subtransaction

[Description]

cannot perform FREEZE because the table was not created or truncated in the current subtransaction

[System Processing]

Processing aborts

[Action]

To investigate the cause of the occurrence from the message, and remove cause.

## 2.69.45 17248

---

### too many column names were specified

[Description]

too many column names were specified

[System Processing]

Processing aborts

[Action]

To investigate the cause of the occurrence from the message, and remove cause.

## 2.69.46 17249

---

### policies not yet implemented for this command

[Description]

policies not yet implemented for this command

[System Processing]

Processing aborts

[Action]

To investigate the cause of the occurrence from the message, and remove cause.

## 2.69.47 17250

---

### invalid locale name: "@1@"

[Description]

Check if the locale name mentioned is correct.

[System Processing]

Processing aborts

[Action]

To investigate the cause of the occurrence from the message, and remove cause.

## 2.69.48 17251

---

### database "@1@" is used by an active logical replication slot

[Description]

The database referenced is used by a logical replication slot.

[System Processing]

Processing aborts

[Action]

To investigate the cause of the occurrence from the message, and remove cause.

## 2.69.49 17252

---

### option "@1@" cannot be specified with other options

[Description]

When invoking alter database command option cannot be specified with other options

[System Processing]

Processing aborts

[Action]

To investigate the cause of the occurrence from the message, and remove cause.

## 2.69.50 17253

---

### cannot disallow connections for current database

[Description]

cannot disallow connections for current database

[System Processing]

Processing aborts

[Action]

To investigate the cause of the occurrence from the message, and remove cause.

## 2.69.51 17254

---

### permission denied to create event trigger "@1@"

[Description]

Permission denied to create event trigger. Must be superuser to create an event trigger. Check permissions on trigger

[System Processing]

Processing aborts

[Action]

To investigate the cause of the occurrence from the message, and remove cause.

## 2.69.52 17255

---

**unrecognized event name "@1@"**

[Description]

Unrecognized event name. Acceptable event name must be provided

[System Processing]

Processing aborts

[Action]

To investigate the cause of the occurrence from the message, and remove cause.

## 2.69.53 17256

---

**unrecognized filter variable "@1@"**

[Description]

unrecognized filter variable

[System Processing]

Processing aborts

[Action]

To investigate the cause of the occurrence from the message, and remove cause.

## 2.69.54 17259

---

**event triggers are not supported for @1@**

[Description]

event triggers are not supported for certain type of SQL statements

[System Processing]

Processing aborts

[Action]

To investigate the cause of the occurrence from the message, and remove cause.

## 2.69.55 17260

---

**filter variable "@1@" specified more than once**

[Description]

filter variable specified more than once

[System Processing]

Processing aborts

[Action]

To investigate the cause of the occurrence from the message, and remove cause.

## 2.69.56 17261

---

### event trigger "@1@" does not exist

[Description]

Referenced event trigger does not exist

[System Processing]

Processing aborts

[Action]

To investigate the cause of the occurrence from the message, and remove cause.

## 2.69.57 17262

---

### permission denied to change owner of event trigger "@1@"

[Description]

permission denied to change owner of event trigger. The owner of an event trigger must be a superuser

[System Processing]

Processing aborts

[Action]

To investigate the cause of the occurrence from the message, and remove cause.

## 2.69.58 17263

---

### @1@ can only be called in a sql\_drop event trigger function

[Description]

The function pg\_event\_trigger\_dropped\_objects() can only be called in a sql\_drop event trigger function

[System Processing]

Processing aborts

[Action]

To investigate the cause of the occurrence from the message, and remove cause.

## 2.69.59 17264

---

### @1@ can only be called in a table\_rewrite event trigger function

[Description]

The function pg\_event\_trigger\_table\_rewrite\_oid() can only be called in a table\_rewrite event trigger function

[System Processing]

Processing aborts

[Action]

To investigate the cause of the occurrence from the message, and remove cause.

## 2.69.60 17265

---

### @1@ can only be called in an event trigger function

#### [Description]

The function `pg_event_trigger_ddl_commands()` can only be called in a event trigger function

#### [System Processing]

Processing aborts

#### [Action]

To investigate the cause of the occurrence from the message, and remove cause.

## 2.69.61 17267

---

### aggregates cannot accept set arguments

#### [Description]

aggregates cannot accept set arguments

#### [System Processing]

Processing aborts

#### [Action]

To investigate the cause of the occurrence from the message, and remove cause.

## 2.69.62 17268

---

### transform function must not be volatile

#### [Description]

transform function must not be volatile

#### [System Processing]

Processing aborts

#### [Action]

To investigate the cause of the occurrence from the message, and remove cause.

## 2.69.63 17269

---

### transform function must not be an aggregate function

#### [Description]

transform function must not be an aggregate function

#### [System Processing]

Processing aborts

#### [Action]

To investigate the cause of the occurrence from the message, and remove cause.

## 2.69.64 17270

---



---

### transform function must not be a window function

[Description]

transform function must not be a window function

[System Processing]

Processing aborts

[Action]

To investigate the cause of the occurrence from the message, and remove cause.

---

## 2.69.65 17271

---

### transform function must not return a set

[Description]

transform function must not return a set

[System Processing]

Processing aborts

[Action]

To investigate the cause of the occurrence from the message, and remove cause.

---

## 2.69.66 17272

---

### transform function must take one argument

[Description]

transform function must take one argument

[System Processing]

Processing aborts

[Action]

To investigate the cause of the occurrence from the message, and remove cause.

---

## 2.69.67 17273

---

### first argument of transform function must be type @1@

[Description]

first argument of transform function must be type internal

[System Processing]

Processing aborts

[Action]

To investigate the cause of the occurrence from the message, and remove cause.

---

## 2.69.68 17274

---

### data type @1@ is a pseudo-type

[Description]

data type referenced is a pseudo-type

[System Processing]

Processing aborts

[Action]

To investigate the cause of the occurrence from the message, and remove cause.

## 2.69.69 17275

---

### data type @1@ is a domain

[Description]

data type is a domain

[System Processing]

Processing aborts

[Action]

To investigate the cause of the occurrence from the message, and remove cause.

## 2.69.70 17276

---

### return data type of FROM SQL function must be @1@

[Description]

return data type of FROM SQL function must be internal

[System Processing]

Processing aborts

[Action]

To investigate the cause of the occurrence from the message, and remove cause.

## 2.69.71 17277

---

### return data type of TO SQL function must be the transform data type

[Description]

return data type of TO SQL function must be the transform data type

[System Processing]

Processing aborts

[Action]

To investigate the cause of the occurrence from the message, and remove cause.

## 2.69.72 17278

---

### transform for type @1@ language "@2@" already exists

[Description]

transform for type language already exists

[System Processing]

Processing aborts

[Action]

To investigate the cause of the occurrence from the message, and remove cause.

## 2.69.73 17279

---

**transform for type @1@ language "@2@" does not exist**

[Description]

transform for type language does not exist

[System Processing]

Processing aborts

[Action]

To investigate the cause of the occurrence from the message, and remove cause.

## 2.69.74 17280

---

**operator class "@1@" does not exist for access method "@2@"**

[Description]

operator class does not exist for access method

[System Processing]

Processing aborts

[Action]

To investigate the cause of the occurrence from the message, and remove cause.

## 2.69.75 17281

---

**CONCURRENTLY cannot be used when the materialized view is not populated**

[Description]

CONCURRENTLY cannot be used when the materialized view is not populated

[System Processing]

Processing aborts

[Action]

To investigate the cause of the occurrence from the message, and remove cause.

## 2.69.76 17282

---

**CONCURRENTLY and WITH NO DATA options cannot be used together**

[Description]

CONCURRENTLY and WITH NO DATA options cannot be used together

[System Processing]

Processing aborts

[Action]

To investigate the cause of the occurrence from the message, and remove cause.

## 2.69.77 17283

---

### **new data for materialized view "@1@" contains duplicate rows without any null columns**

[Description]

new data for materialized view contains duplicate rows without any null columns

[System Processing]

Processing aborts

[Action]

To investigate the cause of the occurrence from the message, and remove cause.

## 2.69.78 17284

---

### **WITH CHECK cannot be applied to SELECT or DELETE**

[Description]

WITH CHECK cannot be applied to SELECT or DELETE

[System Processing]

Processing aborts

[Action]

To investigate the cause of the occurrence from the message, and remove cause.

## 2.69.79 17285

---

### **only WITH CHECK expression allowed for INSERT**

[Description]

only WITH CHECK expression allowed for INSERT

[System Processing]

Processing aborts

[Action]

To investigate the cause of the occurrence from the message, and remove cause.

## 2.69.80 17286

---

### **policy "@1@" for table "@2@" already exists**

[Description]

policy attempted to create for table already exists

[System Processing]

Processing aborts

[Action]

To investigate the cause of the occurrence from the message, and remove cause.

## 2.69.81 17287

---

### policy "@1@" for table "@2@" does not exist

[Description]

Policy being attempted to alter does not exist

[System Processing]

Processing aborts

[Action]

To investigate the cause of the occurrence from the message, and remove cause.

## 2.69.82 17288

---

### only USING expression allowed for SELECT, DELETE

[Description]

only USING expression allowed for SELECT, DELETE

[System Processing]

Processing aborts

[Action]

To investigate the cause of the occurrence from the message, and remove cause.

## 2.69.83 17289

---

### referenced relation "@1@" is not a table or foreign table

[Description]

Relation referenced by CREATE OR ALTER TABLE is not a regular table or foreign table

[System Processing]

Processing aborts

[Action]

To investigate the cause of the occurrence from the message, and remove cause.

## 2.69.84 17290

---

### materialized view "@1@" does not exist

[Description]

materialized view \"%s\" does not exist

[System Processing]

Processing aborts

[Action]

To investigate the cause of the occurrence from the message, and remove cause.

## 2.69.85 17291

---

---

**Use DROP MATERIALIZED VIEW to remove a materialized view.****[Description]**

Use DROP MATERIALIZED VIEW to remove a materialized view

**[System Processing]**

Processing aborts

**[Action]**

To investigate the cause of the occurrence from the message, and remove cause.

---

**2.69.86 17293**

---

**inherited constraint "@1@" must be renamed in child tables too****[Description]**

inherited constraint must be renamed in child tables too

**[System Processing]**

Processing aborts

**[Action]**

To investigate the cause of the occurrence from the message, and remove cause.

---

**2.69.87 17294**

---

**cannot rename inherited constraint "@1@"****[Description]**

cannot rename inherited constraint

**[System Processing]**

Processing aborts

**[Action]**

To investigate the cause of the occurrence from the message, and remove cause.

---

**2.69.88 17295**

---

**cannot rewrite table "@1@" used as a catalog table****[Description]**

cannot rewrite table used as a catalog table

**[System Processing]**

Processing aborts

**[Action]**

To investigate the cause of the occurrence from the message, and remove cause.

---

**2.69.89 17296**

---

**"@1@" is not a table, view, or foreign table**

[Description]

this is not a table, view, or foreign table

[System Processing]

Processing aborts

[Action]

To investigate the cause of the occurrence from the message, and remove cause.

## 2.69.90 17297

---

**"@1@" is not a table, view, materialized view, or index**

[Description]

object referenced is not a table, view, materialized view, or index

[System Processing]

Processing aborts

[Action]

To investigate the cause of the occurrence from the message, and remove cause.

## 2.69.91 17298

---

**"@1@" is not a table, materialized view, or foreign table**

[Description]

object referenced is not of a type table, materialized view, or foreign table

[System Processing]

Processing aborts

[Action]

To investigate the cause of the occurrence from the message, and remove cause.

## 2.69.92 17299

---

**constraint "@1@" of relation "@2@" is not a foreign key or check constraint**

[Description]

constraint of relation is not a foreign key or check constraint

[System Processing]

Processing aborts

[Action]

To investigate the cause of the occurrence from the message, and remove cause.

## 2.70 Message Numbers Beginning with 17300

---

### 2.70.1 17301

---

**"@1@" is not a table, view, sequence, or foreign table**

[Description]

object type is not a table, view, sequence, or foreign table

[System Processing]

Processing aborts

[Action]

To investigate the cause of the occurrence from the message, and remove cause.

## 2.70.2 17302

---

### WITH CHECK OPTION is supported only on automatically updatable views

[Description]

WITH CHECK OPTION is supported only on automatically updatable views

[System Processing]

Processing aborts

[Action]

To investigate the cause of the occurrence from the message, and remove cause.

## 2.70.3 17303

---

### only tables, indexes, and materialized views exist in tablespaces

[Description]

only tables, indexes, and materialized views exist in tablespaces

[System Processing]

Processing aborts

[Action]

To investigate the cause of the occurrence from the message, and remove cause.

## 2.70.4 17304

---

### cannot move relations in to or out of pg\_global tablespace

[Description]

cannot move relations in to or out of pg\_global tablespace

[System Processing]

Processing aborts

[Action]

To investigate the cause of the occurrence from the message, and remove cause.

## 2.70.5 17305

---

### aborting because lock on relation "@1@.@2@" is not available

[Description]

aborting because lock on relation is not available



[System Processing]

Processing aborts

[Action]

To investigate the cause of the occurrence from the message, and remove cause.

## 2.70.6 17306

---

**no matching relations in tablespace "@1@" found**

[Description]

no matching relations in tablespace found

[System Processing]

Processing aborts

[Action]

To investigate the cause of the occurrence from the message, and remove cause.

## 2.70.7 17307

---

**invalid page in block @1@ of relation @2@**

[Description]

invalid page in block of relation

[System Processing]

Processing aborts

[Action]

To investigate the cause of the occurrence from the message, and remove cause.

## 2.70.8 17308

---

**cannot use non-unique index "@1@" as replica identity**

[Description]

cannot use non-unique index as replica identity

[System Processing]

Processing aborts

[Action]

To investigate the cause of the occurrence from the message, and remove cause.

## 2.70.9 17309

---

**cannot use non-immediate index "@1@" as replica identity**

[Description]

cannot use non-immediate index as replica identity

[System Processing]

Processing aborts

[Action]

To investigate the cause of the occurrence from the message, and remove cause.

## 2.70.10 17310

---

### cannot use expression index "@1@" as replica identity

[Description]

cannot use expression index as replica identity

[System Processing]

Processing aborts

[Action]

To investigate the cause of the occurrence from the message, and remove cause.

## 2.70.11 17311

---

### cannot use partial index "%s@" as replica identity

[Description]

cannot use partial index "%s@" as replica identity

[System Processing]

Processing aborts

[Action]

To investigate the cause of the occurrence from the message, and remove cause.

## 2.70.12 17312

---

### cannot use invalid index "@1@" as replica identity

[Description]

cannot use invalid index as replica identity

[System Processing]

Processing aborts

[Action]

To investigate the cause of the occurrence from the message, and remove cause.

## 2.70.13 17313

---

### index "@1@" cannot be used as replica identity because column "@2@" is nullable

[Description]

index "%s@" cannot be used as replica identity because column "%s@" is nullable

[System Processing]

Processing aborts

[Action]

To investigate the cause of the occurrence from the message, and remove cause.

## 2.70.14 17319

---

### could not create an encrypted tablespace because the keystore is not open

[Description]

could not create an encrypted tablespace because the keystore is not open. Open the existing keystore, or set the master encryption key to create and open a new keystore

[System Processing]

Processing aborts

[Action]

To investigate the cause of the occurrence from the message, and remove cause.

## 2.70.15 17321

---

### tablespace encryption algorithm option cannot be changed

[Description]

tablespace encryption algorithm option cannot be changed

[System Processing]

Processing aborts

[Action]

To investigate the cause of the occurrence from the message, and remove cause.

## 2.70.16 17323

---

### Foreign tables cannot have INSTEAD OF triggers.

[Description]

Foreign tables cannot have INSTEAD OF triggers.

[System Processing]

Processing aborts

[Action]

To investigate the cause of the occurrence from the message, and remove cause.

## 2.70.17 17326

---

### tuple to be updated was already modified by an operation triggered by the current command

[Description]

tuple to be updated was already modified by an operation triggered by the current command. Consider using an AFTER trigger instead of a BEFORE trigger to propagate changes to other rows

[System Processing]

Processing aborts

[Action]

To investigate the cause of the occurrence from the message, and remove cause.

## 2.70.18 17327

---

### **function @1@ should return type @2@**

[Description]

function should return an acceptable type

[System Processing]

Processing aborts

[Action]

To investigate the cause of the occurrence from the message, and remove cause.

## 2.70.19 17328

---

### **check constraints for domains cannot be marked NO INHERIT**

[Description]

check constraints for domains cannot be marked NO INHERIT

[System Processing]

Processing aborts

[Action]

To investigate the cause of the occurrence from the message, and remove cause.

## 2.70.20 17329

---

### **range subtype cannot be @1@**

[Description]

range subtype cannot be of psuedo type

[System Processing]

Processing aborts

[Action]

To investigate the cause of the occurrence from the message, and remove cause.

## 2.70.21 17330

---

### **range canonical function @1@ must return range type**

[Description]

range canonical function must return range type

[System Processing]

Processing aborts

[Action]

To investigate the cause of the occurrence from the message, and remove cause.

## 2.70.22 17331

---

---

### **pg\_type array OID value not set when in binary upgrade mode**

[Description]

pg\_type array OID value not set when in binary upgrade mode

[System Processing]

Processing aborts

[Action]

To investigate the cause of the occurrence from the message, and remove cause.

---

### **2.70.23 17332**

---

### **constraint "@1@" of domain "@2@" is not a check constraint**

[Description]

constraint of domain is not a check constraint

[System Processing]

Processing aborts

[Action]

To investigate the cause of the occurrence from the message, and remove cause.

---

### **2.70.24 17333**

---

### **constraint "@1@" for domain "@2@" already exists**

[Description]

constraint for domain already exists

[System Processing]

Processing aborts

[Action]

To investigate the cause of the occurrence from the message, and remove cause.

---

### **2.70.25 17334**

---

### **must be superuser to change bypassrls attribute**

[Description]

must be superuser to change bypassrls attribute

[System Processing]

Processing aborts

[Action]

To investigate the cause of the occurrence from the message, and remove cause.

---

### **2.70.26 17335**

---

### **pg\_authid OID value not set when in binary upgrade mode**

[Description]

pg\_authid OID value not set when in binary upgrade mode

[System Processing]

Processing aborts

[Action]

To investigate the cause of the occurrence from the message, and remove cause.

## 2.70.27 17336

---

### must be superuser to alter settings globally

[Description]

must be superuser to alter settings globally

[System Processing]

Processing aborts

[Action]

To investigate the cause of the occurrence from the message, and remove cause.

## 2.70.28 17338

---

### @1@ cannot be executed from VACUUM or ANALYZE

[Description]

commands VACUUM or ANALYZE cannot be executed from VACUUM or ANALYZE

[System Processing]

Processing aborts

[Action]

To investigate the cause of the occurrence from the message, and remove cause.

## 2.70.29 17340

---

### ON CONFLICT does not support deferrable unique constraints/exclusion constraints as arbiters

[Description]

ON CONFLICT does not support deferrable unique constraints/exclusion constraints as arbiters

[System Processing]

Processing aborts

[Action]

To investigate the cause of the occurrence from the message, and remove cause.

## 2.70.30 17341

---

### cannot change materialized view "@1@"

[Description]

cannot change materialized view

[System Processing]

Processing aborts

[Action]

To investigate the cause of the occurrence from the message, and remove cause.

## 2.70.31 17342

---

**cannot insert into foreign table "@1@"**

[Description]

cannot insert into foreign table

[System Processing]

Processing aborts

[Action]

To investigate the cause of the occurrence from the message, and remove cause.

## 2.70.32 17343

---

**foreign table "@1@" does not allow inserts**

[Description]

foreign table \"%s\" does not allow inserts

[System Processing]

Processing aborts

[Action]

To investigate the cause of the occurrence from the message, and remove cause.

## 2.70.33 17344

---

**cannot update foreign table "@1@"**

[Description]

cannot update foreign table

[System Processing]

Processing aborts

[Action]

To investigate the cause of the occurrence from the message, and remove cause.

## 2.70.34 17345

---

**foreign table "@1@" does not allow updates**

[Description]

foreign table does not allow updates

[System Processing]

Processing aborts

[Action]

To investigate the cause of the occurrence from the message, and remove cause.

## 2.70.35 17346

---

**cannot delete from foreign table "@1@"**

[Description]

cannot delete from foreign table

[System Processing]

Processing aborts

[Action]

To investigate the cause of the occurrence from the message, and remove cause.

## 2.70.36 17347

---

**foreign table "@1@" does not allow deletes**

[Description]

foreign table does not allow deletes

[System Processing]

Processing aborts

[Action]

To investigate the cause of the occurrence from the message, and remove cause.

## 2.70.37 17348

---

**cannot lock rows in materialized view "@1@"**

[Description]

cannot lock rows in materialized view

[System Processing]

Processing aborts

[Action]

To investigate the cause of the occurrence from the message, and remove cause.

## 2.70.38 17349

---

**new row violates check option for view "@1@"**

[Description]

new row violates check option for view

[System Processing]

Processing aborts

[Action]

To investigate the cause of the occurrence from the message, and remove cause.



## 2.70.39 17350

---

### new row violates row-level security policy "@1@" for table "@2@"

[Description]

new row violates row-level security policy for table

[System Processing]

Processing aborts

[Action]

To investigate the cause of the occurrence from the message, and remove cause.

## 2.70.40 17351

---

### new row violates row-level security policy for table "@1@"

[Description]

new row violates row-level security policy for table

[System Processing]

Processing aborts

[Action]

To investigate the cause of the occurrence from the message, and remove cause.

## 2.70.41 17352

---

### new row violates row-level security policy "@1@" (USING expression) for table "@2@"

[Description]

new row violates row-level security policy (USING expression) for table

[System Processing]

Processing aborts

[Action]

To investigate the cause of the occurrence from the message, and remove cause.

## 2.70.42 17353

---

### new row violates row-level security policy (USING expression) for table "@1@"

[Description]

new row violates row-level security policy (USING expression) for table

[System Processing]

Processing aborts

[Action]

To investigate the cause of the occurrence from the message, and remove cause.

## 2.70.43 17354

---

---

### WHERE CURRENT OF is not supported for this table type

[Description]

WHERE CURRENT OF is not supported for this table type

[System Processing]

Processing aborts

[Action]

To investigate the cause of the occurrence from the message, and remove cause.

---

## 2.70.44 17355

---

### materialized view "@1@" has not been populated

[Description]

materialized view has not been populated. Use the REFRESH MATERIALIZED VIEW command

[System Processing]

Processing aborts

[Action]

To investigate the cause of the occurrence from the message, and remove cause.

---

## 2.70.45 17356

---

### custom scan "@1@" does not support MarkPos

[Description]

custom-scan does not support MarkPos

[System Processing]

Processing aborts

[Action]

To investigate the cause of the occurrence from the message, and remove cause.

---

## 2.70.46 17357

---

### lossy distance functions are not supported in index-only scans

[Description]

lossy distance functions are not supported in index-only scans

[System Processing]

Processing aborts

[Action]

To investigate the cause of the occurrence from the message, and remove cause.

---

## 2.70.47 17358

---

### ON CONFLICT DO UPDATE command cannot affect row a second time

[Description]

ON CONFLICT DO UPDATE command cannot affect row a second time. Ensure that no rows proposed for insertion within the same command have duplicate constrained values

[System Processing]

Processing aborts

[Action]

To investigate the cause of the occurrence from the message, and remove cause.

## 2.70.48 17359

---

### **TABLESAMPLE parameter cannot be null**

[Description]

TABLESAMPLE parameter cannot be null

[System Processing]

Processing aborts

[Action]

To investigate the cause of the occurrence from the message, and remove cause.

## 2.70.49 17360

---

### **TABLESAMPLE REPEATABLE parameter cannot be null**

[Description]

TABLESAMPLE REPEATABLE parameter cannot be null

[System Processing]

Processing aborts

[Action]

To investigate the cause of the occurrence from the message, and remove cause.

## 2.70.50 17361

---

### **moving-aggregate transition function must not return null**

[Description]

moving-aggregate transition function must not return null

[System Processing]

Processing aborts

[Action]

To investigate the cause of the occurrence from the message, and remove cause.

## 2.70.51 17362

---

### **could not open configuration directory "@1@": @2@**

[Description]

could not open configuration directory

[System Processing]

Processing aborts

[Action]

To investigate the cause of the occurrence from the message, and remove cause.

## 2.70.52 17363

---

### could not initialize LDAP: @1@

[Description]

could not initialize LDAP

[System Processing]

Processing aborts

[Action]

To investigate the cause of the occurrence from the message, and remove cause.

## 2.70.53 17364

---

### LDAP user "@1@" does not exist

[Description]

LDAP user does not exist

[System Processing]

Processing aborts

[Action]

To investigate the cause of the occurrence from the message, and remove cause.

## 2.70.54 17365

---

### LDAP user "@1@" is not unique

[Description]

LDAP user is not unique

[System Processing]

Processing aborts

[Action]

To investigate the cause of the occurrence from the message, and remove cause.

## 2.70.55 17367

---

### lo\_lseek result out of range for large-object descriptor @1@

[Description]

lo\_lseek result out of range for large-object descriptor %d

[System Processing]

Processing aborts

[Action]

To investigate the cause of the occurrence from the message, and remove cause.

## 2.70.56 17368

---

**lo\_tell result out of range for large-object descriptor @1@**

[Description]

lo\_tell result out of range for large-object descriptor

[System Processing]

Processing aborts

[Action]

To investigate the cause of the occurrence from the message, and remove cause.

## 2.70.57 17369

---

**large object read request is too large**

[Description]

large object read request is too large

[System Processing]

Processing aborts

[Action]

To investigate the cause of the occurrence from the message, and remove cause.

## 2.70.58 17370

---

**ECDH: unrecognized curve name: @1@**

[Description]

ECDH: unrecognized curve name

[System Processing]

Processing aborts

[Action]

To investigate the cause of the occurrence from the message, and remove cause.

## 2.70.59 17371

---

**ECDH: could not create key**

[Description]

ECDH: could not create key

[System Processing]

Processing aborts

[Action]

To investigate the cause of the occurrence from the message, and remove cause.

## 2.70.60 17372

---

### authentication file line too long

[Description]

authentication file line too long

[System Processing]

Processing aborts

[Action]

To investigate the cause of the occurrence from the message, and remove cause.

## 2.70.61 17373

---

### could not parse LDAP URL "@1@": @2@

[Description]

could not parse LDAP URL

[System Processing]

Processing aborts

[Action]

To investigate the cause of the occurrence from the message, and remove cause.

## 2.70.62 17374

---

### unsupported LDAP URL scheme: @1@

[Description]

unsupported LDAP URL scheme

[System Processing]

Processing aborts

[Action]

To investigate the cause of the occurrence from the message, and remove cause.

## 2.70.63 17375

---

### filters not supported in LDAP URLs

[Description]

filters not supported in LDAP URLs

[System Processing]

Processing aborts

[Action]

To investigate the cause of the occurrence from the message, and remove cause.

## 2.70.64 17376

---

### LDAP URLs not supported on this platform

[Description]

LDAP URLs not supported on this platform

[System Processing]

Processing aborts

[Action]

To investigate the cause of the occurrence from the message, and remove cause.

## 2.70.65 17377

---

### unrecognized address family @1@

[Description]

unrecognized address family

[System Processing]

Processing aborts

[Action]

To investigate the cause of the occurrence from the message, and remove cause.

## 2.70.66 17378

---

### there is no client connection

[Description]

there is no client connection

[System Processing]

Processing aborts

[Action]

To investigate the cause of the occurrence from the message, and remove cause.

## 2.70.67 17379

---

### terminating connection because protocol synchronization was lost

[Description]

terminating connection because protocol sync was lost

[System Processing]

Processing aborts

[Action]

To investigate the cause of the occurrence from the message, and remove cause.

## 2.70.68 17381

---

---

### @1@ cannot be applied to the nullable side of an outer join

[Description]

SQL row locking clause cannot be applied to the nullable side of an outer join

[System Processing]

Processing aborts

[Action]

To investigate the cause of the occurrence from the message, and remove cause.

---

## 2.70.69 17384

---

### constraint in ON CONFLICT clause has no associated index

[Description]

constraint in ON CONFLICT clause has no associated index

[System Processing]

Processing aborts

[Action]

To investigate the cause of the occurrence from the message, and remove cause.

---

## 2.70.70 17385

---

### ON CONFLICT DO UPDATE not supported with exclusion constraints

[Description]

ON CONFLICT DO UPDATE not supported with exclusion constraints

[System Processing]

Processing aborts

[Action]

To investigate the cause of the occurrence from the message, and remove cause.

---

## 2.70.71 17386

---

### there is no unique or exclusion constraint matching the ON CONFLICT specification

[Description]

there is no unique or exclusion constraint matching the ON CONFLICT specification

[System Processing]

Processing aborts

[Action]

To investigate the cause of the occurrence from the message, and remove cause.

---

## 2.70.72 17387

---

### @1@ cannot be applied to VALUES



[Description]

SQL row locking cannot be applied to VALUES

[System Processing]

Processing aborts

[Action]

To investigate the cause of the occurrence from the message, and remove cause.

## 2.70.73 17388

---

### RETURNING must have at least one column

[Description]

RETURNING must have at least one column

[System Processing]

Processing aborts

[Action]

To investigate the cause of the occurrence from the message, and remove cause.

## 2.70.74 17389

---

### DECLARE SCROLL CURSOR ... @1@ is not supported

[Description]

DECLARE SCROLL CURSOR ... is not supported

[System Processing]

Processing aborts

[Action]

To investigate the cause of the occurrence from the message, and remove cause.

## 2.70.75 17390

---

### materialized views must not use data-modifying statements in WITH

[Description]

materialized views must not use data-modifying statements in WITH

[System Processing]

Processing aborts

[Action]

To investigate the cause of the occurrence from the message, and remove cause.

## 2.70.76 17391

---

### materialized views must not use temporary tables or views

[Description]

materialized views must not use temporary tables or views

[System Processing]

Processing aborts

[Action]

To investigate the cause of the occurrence from the message, and remove cause.

## 2.70.77 17392

---

### materialized views may not be defined using bound parameters

[Description]

materialized views may not be defined using bound parameters

[System Processing]

Processing aborts

[Action]

To investigate the cause of the occurrence from the message, and remove cause.

## 2.70.78 17393

---

### materialized views cannot be unlogged

[Description]

materialized views cannot be UNLOGGED

[System Processing]

Processing aborts

[Action]

To investigate the cause of the occurrence from the message, and remove cause.

## 2.70.79 17394

---

### @1@ is not allowed with DISTINCT clause

[Description]

SQL row locking clause such as "FOR UPDATE" is not allowed with DISTINCT clause

[System Processing]

Processing aborts

[Action]

To investigate the cause of the occurrence from the message, and remove cause.

## 2.70.80 17395

---

### @1@ is not allowed with GROUP BY clause

[Description]

SQL row locking clause such as "FOR UPDATE" is not allowed with GROUP BY clause

[System Processing]

Processing aborts

[Action]

To investigate the cause of the occurrence from the message, and remove cause.

## 2.70.81 17396

---

### @1@ is not allowed with HAVING clause

[Description]

SQL row locking clause such as "FOR UPDATE" is not allowed with HAVING clause

[System Processing]

Processing aborts

[Action]

To investigate the cause of the occurrence from the message, and remove cause.

## 2.70.82 17397

---

### @1@ is not allowed with aggregate functions

[Description]

%s is not allowed with aggregate functions

[System Processing]

Processing aborts

[Action]

To investigate the cause of the occurrence from the message, and remove cause.

## 2.70.83 17398

---

### @1@ is not allowed with window functions

[Description]

SQL row locking clause such as "FOR UPDATE" is not allowed with window functions

[System Processing]

Processing aborts

[Action]

To investigate the cause of the occurrence from the message, and remove cause.

## 2.70.84 17399

---

### @1@ is not allowed with set-returning functions in the target list

[Description]

SQL row locking clause such as "FOR UPDATE" is not allowed with set-returning functions in the target list

[System Processing]

Processing aborts

[Action]

To investigate the cause of the occurrence from the message, and remove cause.

## 2.71 Message Numbers Beginning with 17400

---

### 2.71.1 17400

---

#### @1@ must specify unqualified relation names

[Description]

SQL row locking clause such as "FOR UPDATE" must specify unqualified relation names

[System Processing]

Processing aborts

[Action]

To investigate the cause of the occurrence from the message, and remove cause.

### 2.71.2 17401

---

#### @1@ cannot be applied to a join

[Description]

SQL row locking clause such as "FOR UPDATE" cannot be applied to a join

[System Processing]

Processing aborts

[Action]

To investigate the cause of the occurrence from the message, and remove cause.

### 2.71.3 17402

---

#### @1@ cannot be applied to a function

[Description]

SQL row locking clause such as "FOR UPDATE" cannot be applied to a function

[System Processing]

Processing aborts

[Action]

To investigate the cause of the occurrence from the message, and remove cause.

### 2.71.4 17403

---

#### @1@ cannot be applied to a WITH query

[Description]

SQL row locking clause such as "FOR UPDATE" cannot be applied to a WITH query

[System Processing]

Processing aborts

[Action]

To investigate the cause of the occurrence from the message, and remove cause.

## 2.71.5 17404

---

### relation "@1@" in "@2@" clause not found in FROM clause

[Description]

Relation referenced by the SQL in FROM clause is not found

[System Processing]

Processing aborts

[Action]

To investigate the cause of the occurrence from the message, and remove cause.

## 2.71.6 17405

---

### outer join operator (+) cannot be used with joined table

[Description]

outer join operator (+) cannot be used with joined table

[System Processing]

Processing aborts

[Action]

To investigate the cause of the occurrence from the message, and remove cause.

## 2.71.7 17406

---

### outer join operator (+) cannot be used with subquery

[Description]

outer join operator (+) cannot be used with subquery

[System Processing]

Processing aborts

[Action]

To investigate the cause of the occurrence from the message, and remove cause.

## 2.71.8 17407

---

### outer join operator (+) is not allowed in operand OR or IN predicate

[Description]

outer join operator (+) is not allowed in operand OR or IN predicate

[System Processing]

Processing aborts

[Action]

To investigate the cause of the occurrence from the message, and remove cause.

## 2.71.9 17408

---

---

### **incorrect specification in outer join operator(+)**

[Description]

incorrect specification in outer join operator(+)

[System Processing]

Processing aborts

[Action]

To investigate the cause of the occurrence from the message, and remove cause.

---

## **2.71.10 17409**

---

### **outer join operator(+) cannot refer to other relations of same query level**

[Description]

outer join operator(+) cannot refer to other relations of same query level

[System Processing]

Processing aborts

[Action]

To investigate the cause of the occurrence from the message, and remove cause.

---

## **2.71.11 17410**

---

### **a table may be outer joined to at most one other table**

[Description]

a table may be outer joined to at most one other table

[System Processing]

Processing aborts

[Action]

To investigate the cause of the occurrence from the message, and remove cause.

---

## **2.71.12 17411**

---

### **multiple outer join operators (+) cannot be specified for one table**

[Description]

multiple outer join operators (+) cannot be specified for one table

[System Processing]

Processing aborts

[Action]

To investigate the cause of the occurrence from the message, and remove cause.

---

## **2.71.13 17412**

---

### **two tables cannot be outer-joined to each other**

[Description]

two tables cannot be outer-joined to each other

[System Processing]

Processing aborts

[Action]

To investigate the cause of the occurrence from the message, and remove cause.

## 2.71.14 17413

---

### invalid combination of outer join operator (+) and logical operators

[Description]

invalid combination of outer join operator (+) and logical operators

[System Processing]

Processing aborts

[Action]

To investigate the cause of the occurrence from the message, and remove cause.

## 2.71.15 17414

---

### GROUPING must have fewer than 32 arguments

[Description]

GROUPING must have fewer than 32 arguments

[System Processing]

Processing aborts

[Action]

To investigate the cause of the occurrence from the message, and remove cause.

## 2.71.16 17415

---

### aggregate functions are not allowed in JOIN conditions

[Description]

aggregate functions are not allowed in JOIN conditions

[System Processing]

Processing aborts

[Action]

To investigate the cause of the occurrence from the message, and remove cause.

## 2.71.17 17416

---

### grouping operations are not allowed in JOIN conditions

[Description]

grouping operations are not allowed in JOIN conditions

[System Processing]

Processing aborts

[Action]

To investigate the cause of the occurrence from the message, and remove cause.

## 2.71.18 17417

---

### aggregate functions are not allowed in FROM clause of their own query level

[Description]

aggregate functions are not allowed in FROM clause of their own query level

[System Processing]

Processing aborts

[Action]

To investigate the cause of the occurrence from the message, and remove cause.

## 2.71.19 17418

---

### grouping operations are not allowed in FROM clause of their own query level

[Description]

grouping operations are not allowed in FROM clause of their own query level

[System Processing]

Processing aborts

[Action]

To investigate the cause of the occurrence from the message, and remove cause.

## 2.71.20 17419

---

### aggregate functions are not allowed in functions in FROM

[Description]

aggregate functions are not allowed in functions in FROM

[System Processing]

Processing aborts

[Action]

To investigate the cause of the occurrence from the message, and remove cause.

## 2.71.21 17420

---

### grouping operations are not allowed in functions in FROM

[Description]

grouping operations are not allowed in functions in FROM

[System Processing]

Processing aborts



[Action]

To investigate the cause of the occurrence from the message, and remove cause.

## 2.71.22 17421

---

### aggregate functions are not allowed in policy expressions

[Description]

aggregate functions are not allowed in policy expressions

[System Processing]

Processing aborts

[Action]

To investigate the cause of the occurrence from the message, and remove cause.

## 2.71.23 17422

---

### grouping operations are not allowed in policy expressions

[Description]

grouping operations are not allowed in policy expressions

[System Processing]

Processing aborts

[Action]

To investigate the cause of the occurrence from the message, and remove cause.

## 2.71.24 17423

---

### aggregate functions are not allowed in window RANGE

[Description]

aggregate functions are not allowed in window RANGE

[System Processing]

Processing aborts

[Action]

To investigate the cause of the occurrence from the message, and remove cause.

## 2.71.25 17424

---

### grouping operations are not allowed in window RANGE

[Description]

grouping operations are not allowed in window RANGE

[System Processing]

Processing aborts

[Action]

To investigate the cause of the occurrence from the message, and remove cause.

## 2.71.26 17425

---

### aggregate functions are not allowed in window ROWS

[Description]

aggregate functions are not allowed in window ROWS

[System Processing]

Processing aborts

[Action]

To investigate the cause of the occurrence from the message, and remove cause.

## 2.71.27 17426

---

### grouping operations are not allowed in window ROWS

[Description]

grouping operations are not allowed in window ROWS

[System Processing]

Processing aborts

[Action]

To investigate the cause of the occurrence from the message, and remove cause.

## 2.71.28 17427

---

### grouping operations are not allowed in check constraints

[Description]

grouping operations are not allowed in check constraints

[System Processing]

Processing aborts

[Action]

To investigate the cause of the occurrence from the message, and remove cause.

## 2.71.29 17428

---

### grouping operations are not allowed in DEFAULT expressions

[Description]

grouping operations are not allowed in DEFAULT expressions

[System Processing]

Processing aborts

[Action]

To investigate the cause of the occurrence from the message, and remove cause.

## 2.71.30 17429

---

---

### grouping operations are not allowed in index expressions

[Description]

grouping operations are not allowed in index expressions

[System Processing]

Processing aborts

[Action]

To investigate the cause of the occurrence from the message, and remove cause.

---

## 2.71.31 17430

---

### grouping operations are not allowed in index predicates

[Description]

grouping operations are not allowed in index predicates

[System Processing]

Processing aborts

[Action]

To investigate the cause of the occurrence from the message, and remove cause.

---

## 2.71.32 17431

---

### grouping operations are not allowed in transform expressions

[Description]

grouping operations are not allowed in transform expressions

[System Processing]

Processing aborts

[Action]

To investigate the cause of the occurrence from the message, and remove cause.

---

## 2.71.33 17432

---

### grouping operations are not allowed in EXECUTE parameters

[Description]

grouping operations are not allowed in EXECUTE parameters

[System Processing]

Processing aborts

[Action]

To investigate the cause of the occurrence from the message, and remove cause.

---

## 2.71.34 17433

---

### grouping operations are not allowed in trigger WHEN conditions

[Description]

grouping operations are not allowed in trigger WHEN conditions

[System Processing]

Processing aborts

[Action]

To investigate the cause of the occurrence from the message, and remove cause.

## 2.71.35 17434

---

### grouping operations are not allowed in @1@

[Description]

grouping operations are not allowed in the SQL constructs like GROUP BY

[System Processing]

Processing aborts

[Action]

To investigate the cause of the occurrence from the message, and remove cause.

## 2.71.36 17435

---

### outer-level aggregate cannot contain a lower-level variable in its direct arguments

[Description]

outer-level aggregate cannot contain a lower-level variable in its direct arguments

[System Processing]

Processing aborts

[Action]

To investigate the cause of the occurrence from the message, and remove cause.

## 2.71.37 17436

---

### window functions are not allowed in functions in FROM

[Description]

window functions are not allowed in functions in FROM

[System Processing]

Processing aborts

[Action]

To investigate the cause of the occurrence from the message, and remove cause.

## 2.71.38 17437

---

### window functions are not allowed in policy expressions

[Description]

window functions are not allowed in policy expressions

[System Processing]

Processing aborts

[Action]

To investigate the cause of the occurrence from the message, and remove cause.

## 2.71.39 17438

---

### window functions are not allowed in window definitions

[Description]

window functions are not allowed in window definitions

[System Processing]

Processing aborts

[Action]

To investigate the cause of the occurrence from the message, and remove cause.

## 2.71.40 17439

---

### window functions are not allowed in DEFAULT expressions

[Description]

window functions are not allowed in DEFAULT expressions

[System Processing]

Processing aborts

[Action]

To investigate the cause of the occurrence from the message, and remove cause.

## 2.71.41 17440

---

### window functions are not allowed in index expressions

[Description]

window functions are not allowed in index expressions

[System Processing]

Processing aborts

[Action]

To investigate the cause of the occurrence from the message, and remove cause.

## 2.71.42 17441

---

### window functions are not allowed in index predicates

[Description]

window functions are not allowed in index predicates

[System Processing]

Processing aborts

[Action]

To investigate the cause of the occurrence from the message, and remove cause.

## 2.71.43 17442

---

### window functions are not allowed in transform expressions

[Description]

window functions are not allowed in transform expressions

[System Processing]

Processing aborts

[Action]

To investigate the cause of the occurrence from the message, and remove cause.

## 2.71.44 17443

---

### window functions are not allowed in @1@

[Description]

window functions are not allowed in the SQL constructs like GROUP BY

[System Processing]

Processing aborts

[Action]

To investigate the cause of the occurrence from the message, and remove cause.

## 2.71.45 17444

---

### aggregate functions are not allowed in a recursive query's recursive term

[Description]

aggregate functions are not allowed in a recursive query's recursive term

[System Processing]

Processing aborts

[Action]

To investigate the cause of the occurrence from the message, and remove cause.

## 2.71.46 17445

---

### Direct arguments of an ordered-set aggregate must use only grouped columns.

[Description]

Direct arguments of an ordered-set aggregate must use only grouped columns

[System Processing]

Processing aborts

[Action]

To investigate the cause of the occurrence from the message, and remove cause.

## 2.71.47 17446

---

### arguments to GROUPING must be grouping expressions of the associated query level

[Description]

arguments to GROUPING must be grouping expressions of the associated query level

[System Processing]

Processing aborts

[Action]

To investigate the cause of the occurrence from the message, and remove cause.

## 2.71.48 17447

---

### multiple column definition lists are not allowed for the same function

[Description]

multiple column definition lists are not allowed for the same function

[System Processing]

Processing aborts

[Action]

To investigate the cause of the occurrence from the message, and remove cause.

## 2.71.49 17448

---

### ROWS FROM() with multiple functions cannot have a column definition list

[Description]

ROWS FROM() with multiple functions cannot have a column definition list. Put a separate column definition list for each function inside ROWS FROM().

[System Processing]

Processing aborts

[Action]

To investigate the cause of the occurrence from the message, and remove cause.

## 2.71.50 17449

---

### WITH ORDINALITY cannot be used with a column definition list

[Description]

WITH ORDINALITY cannot be used with a column definition list. Put the column definition list inside ROWS FROM().

[System Processing]

Processing aborts

[Action]

To investigate the cause of the occurrence from the message, and remove cause.

## 2.71.51 17450

---

### tablesample method @1@ does not exist

[Description]

tablesample method does not exist

[System Processing]

Processing aborts

[Action]

To investigate the cause of the occurrence from the message, and remove cause.

## 2.71.52 17452

---

### tablesample method @1@ does not support REPEATABLE

[Description]

tablesample method does not support REPEATABLE

[System Processing]

Processing aborts

[Action]

To investigate the cause of the occurrence from the message, and remove cause.

## 2.71.53 17453

---

### TABLESAMPLE clause can only be applied to tables and materialized views

[Description]

TABLESAMPLE clause can only be applied to tables and materialized views

[System Processing]

Processing aborts

[Action]

To investigate the cause of the occurrence from the message, and remove cause.

## 2.71.54 17454

---

### CUBE is limited to 12 elements

[Description]

CUBE is limited to 12 elements

[System Processing]

Processing aborts

[Action]

To investigate the cause of the occurrence from the message, and remove cause.

## 2.71.55 17455

---



---

**Omit the parentheses in this OVER clause.**

[Description]

Omit the parentheses in this OVER clause

[System Processing]

Processing aborts

[Action]

To investigate the cause of the occurrence from the message, and remove cause.

---

**2.71.56 17456**

---

**an aggregate with DISTINCT must have at least one argument**

[Description]

an aggregate with DISTINCT must have at least one argument

[System Processing]

Processing aborts

[Action]

To investigate the cause of the occurrence from the message, and remove cause.

---

**2.71.57 17457**

---

**SELECT DISTINCT must have at least one column**

[Description]

SELECT DISTINCT must have at least one column

[System Processing]

Processing aborts

[Action]

To investigate the cause of the occurrence from the message, and remove cause.

---

**2.71.58 17458**

---

**ASC/DESC is not allowed in ON CONFLICT clause**

[Description]

ASC/DESC is not allowed in ON CONFLICT clause

[System Processing]

Processing aborts

[Action]

To investigate the cause of the occurrence from the message, and remove cause.

---

**2.71.59 17459**

---

**NULLS FIRST/LAST is not allowed in ON CONFLICT clause**

[Description]

NULLS FIRST/LAST is not allowed in ON CONFLICT clause

[System Processing]

Processing aborts

[Action]

To investigate the cause of the occurrence from the message, and remove cause.

## 2.71.60 17460

---

### ON CONFLICT DO UPDATE requires inference specification or constraint name

[Description]

ON CONFLICT DO UPDATE requires inference specification or constraint name

[System Processing]

Processing aborts

[Action]

To investigate the cause of the occurrence from the message, and remove cause.

## 2.71.61 17461

---

### ON CONFLICT is not supported with system catalog tables

[Description]

ON CONFLICT is not supported with system catalog tables

[System Processing]

Processing aborts

[Action]

To investigate the cause of the occurrence from the message, and remove cause.

## 2.71.62 17462

---

### ON CONFLICT is not supported on table "@1@" used as a catalog table

[Description]

ON CONFLICT is not supported on table used as a catalog table

[System Processing]

Processing aborts

[Action]

To investigate the cause of the occurrence from the message, and remove cause.

## 2.71.63 17463

---

### argument of @1@ must be type @2@, not type @3@

[Description]

argument of the SQL construct must be of acceptable type

[System Processing]

Processing aborts

[Action]

To investigate the cause of the occurrence from the message, and remove cause.

## 2.71.64 17464

---

**argument declared @1@ is not a range type but type @2@**

[Description]

argument declared \"anyrange\" is not a range type but type %s

[System Processing]

Processing aborts

[Action]

To investigate the cause of the occurrence from the message, and remove cause.

## 2.71.65 17465

---

**column @1@.@2@ does not exist**

[Description]

column does not exist.Re-check the column name referenced.

[System Processing]

Processing aborts

[Action]

To investigate the cause of the occurrence from the message, and remove cause.

## 2.71.66 17466

---

**syntax error at or near "(+)"**

[Description]

syntax error at or near "(+)"

[System Processing]

Processing aborts

[Action]

To investigate the cause of the occurrence from the message, and remove cause.

## 2.71.67 17467

---

**could not find element type for data type @1@**

[Description]

could not find element type for data type

[System Processing]

Processing aborts

[Action]

To investigate the cause of the occurrence from the message, and remove cause.

## 2.71.68 17468

---

**WITHIN GROUP specified, but @1@ is not an aggregate function**

[Description]

WITHIN GROUP specified, but the function is not an aggregate function

[System Processing]

Processing aborts

[Action]

To investigate the cause of the occurrence from the message, and remove cause.

## 2.71.69 17469

---

**FILTER specified, but @1@ is not an aggregate function**

[Description]

FILTER specified, but the function is not an aggregate function

[System Processing]

Processing aborts

[Action]

To investigate the cause of the occurrence from the message, and remove cause.

## 2.71.70 17470

---

**WITHIN GROUP is required for ordered-set aggregate @1@**

[Description]

WITHIN GROUP is required for ordered-set aggregate

[System Processing]

Processing aborts

[Action]

To investigate the cause of the occurrence from the message, and remove cause.

## 2.71.71 17471

---

**OVER is not supported for ordered-set aggregate @1@**

[Description]

OVER is not supported for ordered-set aggregate

[System Processing]

Processing aborts

[Action]

To investigate the cause of the occurrence from the message, and remove cause.

## 2.71.72 17472

---

### @1@ is not an ordered-set aggregate, so it cannot have WITHIN GROUP

[Description]

The function is not an ordered-set aggregate, so it cannot have WITHIN GROUP

[System Processing]

Processing aborts

[Action]

To investigate the cause of the occurrence from the message, and remove cause.

## 2.71.73 17476

---

### VARIADIC argument must be an array

[Description]

VARIADIC argument must be an array

[System Processing]

Processing aborts

[Action]

To investigate the cause of the occurrence from the message, and remove cause.

## 2.71.74 17479

---

### system column "@1@" reference in check constraint is invalid

[Description]

system column reference in check constraint is invalid

[System Processing]

Processing aborts

[Action]

To investigate the cause of the occurrence from the message, and remove cause.

## 2.71.75 17480

---

### primary key constraints are not supported on foreign tables

[Description]

primary key constraints are not supported on foreign tables

[System Processing]

Processing aborts

[Action]

To investigate the cause of the occurrence from the message, and remove cause.

## 2.71.76 17481

---

---

### unique constraints are not supported on foreign tables

[Description]

unique constraints are not supported on foreign tables

[System Processing]

Processing aborts

[Action]

To investigate the cause of the occurrence from the message, and remove cause.

---

## 2.71.77 17482

---

### foreign key constraints are not supported on foreign tables

[Description]

foreign key constraints are not supported on foreign tables

[System Processing]

Processing aborts

[Action]

To investigate the cause of the occurrence from the message, and remove cause.

---

## 2.71.78 17483

---

### exclusion constraints are not supported on foreign tables

[Description]

exclusion constraints are not supported on foreign tables

[System Processing]

Processing aborts

[Action]

To investigate the cause of the occurrence from the message, and remove cause.

---

## 2.71.79 17484

---

### LIKE is not supported for creating foreign tables

[Description]

LIKE is not supported for creating foreign tables

[System Processing]

Processing aborts

[Action]

To investigate the cause of the occurrence from the message, and remove cause.

---

## 2.71.80 17485

---

### rules on materialized views are not supported

[Description]

rules on materialized views are not supported

[System Processing]

Processing aborts

[Action]

To investigate the cause of the occurrence from the message, and remove cause.

## 2.71.81 17486

---

### @1@ failed: @2@

[Description]

function call for poll() failed

[System Processing]

Processing aborts

[Action]

To investigate the cause of the occurrence from the message, and remove cause.

## 2.71.82 17488

---

### could not map anonymous shared memory: @1@

[Description]

could not map anonymous shared memory

[System Processing]

Processing aborts

[Action]

To investigate the cause of the occurrence from the message, and remove cause.

## 2.71.83 17489

---

### huge pages not supported on this platform

[Description]

huge pages not supported on this platform

[System Processing]

Processing aborts

[Action]

To investigate the cause of the occurrence from the message, and remove cause.

## 2.71.84 17490

---

### could not create shared memory segment: error code @1@

[Description]

could not create shared memory segment

[System Processing]

Processing aborts

[Action]

To investigate the cause of the occurrence from the message, and remove cause.

## 2.71.85 17491

---

**@1@: invalid argument: "@2@"**

[Description]

invalid argument

[System Processing]

Processing aborts

[Action]

To investigate the cause of the occurrence from the message, and remove cause.

## 2.71.86 17492

---

**WAL archival cannot be enabled when wal\_level is "minimal"**

[Description]

WAL archival cannot be enabled when wal\_level is "minimal"

[System Processing]

Processing aborts

[Action]

To investigate the cause of the occurrence from the message, and remove cause.

## 2.71.87 17493

---

**postmaster became multithreaded during startup**

[Description]

postmaster became multithreaded during startup

[System Processing]

Processing aborts

[Action]

To investigate the cause of the occurrence from the message, and remove cause.

## 2.71.88 17494

---

**data directory "@1@" does not exist**

[Description]

data directory does not exist

[System Processing]

Processing aborts



[Action]

To investigate the cause of the occurrence from the message, and remove cause.

## 2.71.89 17495

---

### performing immediate shutdown because data directory lock file is invalid

[Description]

performing immediate shutdown because data directory lock file is invalid

[System Processing]

Processing aborts

[Action]

To investigate the cause of the occurrence from the message, and remove cause.

## 2.71.90 17497

---

### invalid processing mode in background worker

[Description]

invalid processing mode in background worker

[System Processing]

Processing aborts

[Action]

To investigate the cause of the occurrence from the message, and remove cause.

## 2.71.91 17498

---

### could not create inherited socket: error code @1@

[Description]

could not create inherited socket

[System Processing]

Processing aborts

[Action]

To investigate the cause of the occurrence from the message, and remove cause.

## 2.71.92 17499

---

### could not open backend variables file "@1@": @2@

[Description]

could not open backend variables file

[System Processing]

Processing aborts

[Action]

To investigate the cause of the occurrence from the message, and remove cause.

## 2.72 Message Numbers Beginning with 17500

---

### 2.72.1 17500

---

**could not read from backend variables file "@1@": @2@**

[Description]

could not read from backend variables file

[System Processing]

Processing aborts

[Action]

To investigate the cause of the occurrence from the message, and remove cause.

### 2.72.2 17501

---

**could not map view of backend variables: error code @1@**

[Description]

could not map view of backend variables

[System Processing]

Processing aborts

[Action]

To investigate the cause of the occurrence from the message, and remove cause.

### 2.72.3 17502

---

**could not unmap view of backend variables: error code @1@**

[Description]

could not unmap view of backend variables

[System Processing]

Processing aborts

[Action]

To investigate the cause of the occurrence from the message, and remove cause.

### 2.72.4 17503

---

**could not open file "@1@" : @2@**

[Description]

could not open WAL file

[System Processing]

Processing aborts

[Action]

To investigate the cause of the occurrence from the message, and remove cause.

## 2.72.5 17504

---

**could not write to log segment @1@ at offset @2@, length @3@: @4@**

[Description]

could not write to log segment

[System Processing]

Processing aborts

[Action]

To investigate the cause of the occurrence from the message, and remove cause.

## 2.72.6 17507

---

**invalid timeline @1@**

[Description]

invalid timeline

[System Processing]

Processing aborts

[Action]

To investigate the cause of the occurrence from the message, and remove cause.

## 2.72.7 17508

---

**could not stat file "@1@": @2@**

[Description]

could not stat control file

[System Processing]

Processing aborts

[Action]

To investigate the cause of the occurrence from the message, and remove cause.

## 2.72.8 17509

---

**could not find WAL file "@1@"**

[Description]

could not find WAL file

[System Processing]

Processing aborts

[Action]

To investigate the cause of the occurrence from the message, and remove cause.

## 2.72.9 17510

---

---

### could not stat file or directory "@1@": @2@

[Description]

could not stat file or directory

[System Processing]

Processing aborts

[Action]

To investigate the cause of the occurrence from the message, and remove cause.

---

## 2.72.10 17511

---

### file name too long for tar format: "@1@"

[Description]

file name too long for tar format

[System Processing]

Processing aborts

[Action]

To investigate the cause of the occurrence from the message, and remove cause.

---

## 2.72.11 17512

---

### could not send end-of-streaming message to primary: @1@

[Description]

could not send end-of-streaming message to primary

[System Processing]

Processing aborts

[Action]

To investigate the cause of the occurrence from the message, and remove cause.

---

## 2.72.12 17513

---

### error reading result of streaming command: @1@

[Description]

error reading result of streaming command

[System Processing]

Processing aborts

[Action]

To investigate the cause of the occurrence from the message, and remove cause.

---

## 2.72.13 17514

---

### unexpected result after CommandComplete: @1@

[Description]

unexpected result after CommandComplete

[System Processing]

Processing aborts

[Action]

To investigate the cause of the occurrence from the message, and remove cause.

## 2.72.14 17515

---

### could not receive timeline history file from the primary server: @1@

[Description]

could not receive timeline history file from the primary server

[System Processing]

Processing aborts

[Action]

To investigate the cause of the occurrence from the message, and remove cause.

## 2.72.15 17516

---

### logical decoding requires wal\_level >= logical

[Description]

logical decoding requires wal\_level >= logical

[System Processing]

Processing aborts

[Action]

To investigate the cause of the occurrence from the message, and remove cause.

## 2.72.16 17517

---

### logical decoding requires a database connection

[Description]

logical decoding requires a database connection

[System Processing]

Processing aborts

[Action]

To investigate the cause of the occurrence from the message, and remove cause.

## 2.72.17 17518

---

### logical decoding cannot be used while in recovery

[Description]

logical decoding cannot be used while in recovery

[System Processing]

Processing aborts

[Action]

To investigate the cause of the occurrence from the message, and remove cause.

## 2.72.18 17519

---

### cannot use physical replication slot for logical decoding

[Description]

cannot use physical replication slot for logical decoding

[System Processing]

Processing aborts

[Action]

To investigate the cause of the occurrence from the message, and remove cause.

## 2.72.19 17520

---

### replication slot "@1@" was not created in this database

[Description]

replication slot was not created in this database

[System Processing]

Processing aborts

[Action]

To investigate the cause of the occurrence from the message, and remove cause.

## 2.72.20 17521

---

### cannot create logical replication slot in transaction that has performed writes

[Description]

cannot create logical replication slot in transaction that has performed writes

[System Processing]

Processing aborts

[Action]

To investigate the cause of the occurrence from the message, and remove cause.

## 2.72.21 17522

---

### must be superuser or replication role to use replication slots

[Description]

must be superuser or replication role to use replication slots

[System Processing]

Processing aborts

[Action]

To investigate the cause of the occurrence from the message, and remove cause.

## 2.72.22 17523

---

### array must be one-dimensional

[Description]

The provided input array must be one-dimensional

[System Processing]

Processing aborts

[Action]

To investigate the cause of the occurrence from the message, and remove cause.

## 2.72.23 17524

---

### array must not contain nulls

[Description]

The provided input array must not contain nulls

[System Processing]

Processing aborts

[Action]

To investigate the cause of the occurrence from the message, and remove cause.

## 2.72.24 17525

---

### array must have even number of elements

[Description]

The provided input array must have even number of elements

[System Processing]

Processing aborts

[Action]

To investigate the cause of the occurrence from the message, and remove cause.

## 2.72.25 17526

---

### logical decoding output plugin "@1@" produces binary output, but function "@2@" expects textual data

[Description]

logical decoding output plugin produces binary output, but function expects textual data

[System Processing]

Processing aborts

[Action]

To investigate the cause of the occurrence from the message, and remove cause.

## 2.72.26 17527

---

### only superusers can query or manipulate replication origins

[Description]

only superusers can query or manipulate replication origins

[System Processing]

Processing aborts

[Action]

To investigate the cause of the occurrence from the message, and remove cause.

## 2.72.27 17528

---

### cannot query or manipulate replication origin when max\_replication\_slots = 0

[Description]

cannot query or manipulate replication origin when max\_replication\_slots = 0

[System Processing]

Processing aborts

[Action]

To investigate the cause of the occurrence from the message, and remove cause.

## 2.72.28 17529

---

### cannot manipulate replication origins during recovery

[Description]

cannot manipulate replication origins during recovery

[System Processing]

Processing aborts

[Action]

To investigate the cause of the occurrence from the message, and remove cause.

## 2.72.29 17530

---

### could not find free replication origin OID

[Description]

could not find free replication origin OID

[System Processing]

Processing aborts

[Action]

To investigate the cause of the occurrence from the message, and remove cause.

## 2.72.30 17531

---



---

### could not drop replication origin with OID @1@, in use by PID @2@

[Description]

could not drop replication origin with OID as it is in use by a process

[System Processing]

Processing aborts

[Action]

To investigate the cause of the occurrence from the message, and remove cause.

---

## 2.72.31 17532

---

### replication checkpoint has wrong magic @1@ instead of @2@

[Description]

replication checkpoint has wrong magic number instead of a correct magic number provided

[System Processing]

Processing aborts

[Action]

To investigate the cause of the occurrence from the message, and remove cause.

---

## 2.72.32 17533

---

### could not read file "@1@": read @2@ of @3@

[Description]

could not read file

[System Processing]

Processing aborts

[Action]

To investigate the cause of the occurrence from the message, and remove cause.

---

## 2.72.33 17534

---

### could not find free replication state, increase max\_replication\_slots

[Description]

could not find free replication state, increase max\_replication\_slots

[System Processing]

Processing aborts

[Action]

To investigate the cause of the occurrence from the message, and remove cause.

---

## 2.72.34 17535

---

### replication slot checkpoint has wrong checksum @1@, expected @2@

[Description]

replication slot checkpoint has wrong checksum value, expected value is shown

[System Processing]

Processing aborts

[Action]

To investigate the cause of the occurrence from the message, and remove cause.

## 2.72.35 17536

---

### replication origin with OID @1@ is already active for PID @2@

[Description]

replication origin with OID is already active for process with PID

[System Processing]

Processing aborts

[Action]

To investigate the cause of the occurrence from the message, and remove cause.

## 2.72.36 17537

---

### could not find free replication state slot for replication origin with OID @1@

[Description]

could not find free replication state slot for replication origin with OID %u

[System Processing]

Processing aborts

[Action]

To investigate the cause of the occurrence from the message, and remove cause.

## 2.72.37 17539

---

### no replication origin is configured

[Description]

no replication origin is configured

[System Processing]

Processing aborts

[Action]

To investigate the cause of the occurrence from the message, and remove cause.

## 2.72.38 17540

---

### could not write to data file for XID @1@: @2@

[Description]

could not write to data file for XID

[System Processing]

Processing aborts

[Action]

To investigate the cause of the occurrence from the message, and remove cause.

## 2.72.39 17541

---

**could not read from reorderbuffer spill file: @1@**

[Description]

could not read from reorderbuffer spill file

[System Processing]

Processing aborts

[Action]

To investigate the cause of the occurrence from the message, and remove cause.

## 2.72.40 17542

---

**could not read from reorderbuffer spill file: read @1@ instead of @2@ bytes**

[Description]

could not read from reorderbuffer spill file: read instead of bytes

[System Processing]

Processing aborts

[Action]

To investigate the cause of the occurrence from the message, and remove cause.

## 2.72.41 17543

---

**could not read from file "@1@": read @2@ instead of @3@ bytes**

[Description]

could not read from file : read some bytes instead of actual bytes

[System Processing]

Processing aborts

[Action]

To investigate the cause of the occurrence from the message, and remove cause.

## 2.72.42 17545

---

**snapbuild state file "@1@" has wrong magic number: @2@ instead of @3@**

[Description]

snapbuild state file has wrong magic number: instead of actual magic number

[System Processing]

Processing aborts

[Action]

To investigate the cause of the occurrence from the message, and remove cause.

## 2.72.43 17546

---

### snapbuild state file "@1@" has unsupported version: @2@ instead of @3@

[Description]

snapbuild state file has unsupported version: instead of actual version number

[System Processing]

Processing aborts

[Action]

To investigate the cause of the occurrence from the message, and remove cause.

## 2.72.44 17547

---

### checksum mismatch for snapbuild state file "@1@": is @2@, should be @3@

[Description]

checksum mismatch for snapbuild state file

[System Processing]

Processing aborts

[Action]

To investigate the cause of the occurrence from the message, and remove cause.

## 2.72.45 17548

---

### replication slot name "@1@" is too short

[Description]

replication slot name is too short

[System Processing]

Processing aborts

[Action]

To investigate the cause of the occurrence from the message, and remove cause.

## 2.72.46 17549

---

### replication slot name "@1@" is too long

[Description]

replication slot name \"%s\" is too long

[System Processing]

Processing aborts

[Action]

To investigate the cause of the occurrence from the message, and remove cause.

## 2.72.47 17550

---

### replication slot name "@1@" contains invalid character

[Description]

replication slot name \"%s\" contains invalid character

[System Processing]

Processing aborts

[Action]

To investigate the cause of the occurrence from the message, and remove cause.

## 2.72.48 17551

---

### replication slot "@1@" already exists

[Description]

replication slot already exists invalid character

[System Processing]

Processing aborts

[Action]

To investigate the cause of the occurrence from the message, and remove cause.

## 2.72.49 17552

---

### all replication slots are in use

[Description]

all replication slots are in use character

[System Processing]

Processing aborts

[Action]

To investigate the cause of the occurrence from the message, and remove cause.

## 2.72.50 17553

---

### replication slot "@1@" does not exist

[Description]

replication slot does not exist

[System Processing]

Processing aborts

[Action]

To investigate the cause of the occurrence from the message, and remove cause.

## 2.72.51 17554

---

---

### replication slot "@1@" is active for PID @2@

[Description]

replication slot \"%s\" is already active for PID

[System Processing]

Processing aborts

[Action]

To investigate the cause of the occurrence from the message, and remove cause.

---

## 2.72.52 17555

---

### could not remove directory "@1@"

[Description]

could not remove directory

[System Processing]

Processing aborts

[Action]

To investigate the cause of the occurrence from the message, and remove cause.

---

## 2.72.53 17556

---

### replication slots can only be used if max\_replication\_slots > 0

[Description]

replication slots can only be used if max\_replication\_slots > 0

[System Processing]

Processing aborts

[Action]

To investigate the cause of the occurrence from the message, and remove cause.

---

## 2.72.54 17557

---

### replication slots can only be used if wal\_level >= replica

[Description]

replication slots can only be used if wal\_level >= archive

[System Processing]

Processing aborts

[Action]

To investigate the cause of the occurrence from the message, and remove cause.

---

## 2.72.55 17559

---

### replication slot file "@1@" has wrong magic number: @2@ instead of @3@

[Description]

replication slot file has wrong magic number

[System Processing]

Processing aborts

[Action]

To investigate the cause of the occurrence from the message, and remove cause.

## 2.72.56 17560

---

### replication slot file "@1@" has unsupported version @2@

[Description]

replication slot file has unsupported version

[System Processing]

Processing aborts

[Action]

To investigate the cause of the occurrence from the message, and remove cause.

## 2.72.57 17561

---

### replication slot file "@1@" has corrupted length @2@

[Description]

replication slot file has corrupted length

[System Processing]

Processing aborts

[Action]

To investigate the cause of the occurrence from the message, and remove cause.

## 2.72.58 17562

---

### checksum mismatch for replication slot file "@1@": is @2@, should be @3@

[Description]

checksum mismatch for replication slot file \"%s\": is %u, should be %u

[System Processing]

Processing aborts

[Action]

To investigate the cause of the occurrence from the message, and remove cause.

## 2.72.59 17563

---

### too many replication slots active before shutdown

[Description]

too many replication slots active before shutdown

[System Processing]

Processing aborts

[Action]

To investigate the cause of the occurrence from the message, and remove cause.

## 2.72.60 17564

---

**terminating walreceiver due to timeout**

[Description]

terminating walreceiver due to timeout

[System Processing]

Processing aborts

[Action]

To investigate the cause of the occurrence from the message, and remove cause.

## 2.72.61 17566

---

**could not seek to beginning of file "@1 @": @2@**

[Description]

could not seek to beginning of file

[System Processing]

Processing aborts

[Action]

To investigate the cause of the occurrence from the message, and remove cause.

## 2.72.62 17567

---

**cannot use a logical replication slot for physical replication**

[Description]

cannot use a logical replication slot for physical replication

[System Processing]

Processing aborts

[Action]

To investigate the cause of the occurrence from the message, and remove cause.

## 2.72.63 17568

---

**requested starting point @1 @/ @2@ on timeline @3@ is not in this server's history**

[Description]

While streaming WALs during standby recovery. Requested starting point on timeline is not in this server's history

[System Processing]

Processing aborts



[Action]

To investigate the cause of the occurrence from the message, and remove cause.

## 2.72.64 17570

---

### could not convert table "@1@" to a view because it has row security enabled

[Description]

could not convert table to a view because it has row security enabled

[System Processing]

Processing aborts

[Action]

To investigate the cause of the occurrence from the message, and remove cause.

## 2.72.65 17571

---

### could not convert table "@1@" to a view because it has row security policies

[Description]

could not convert table to a view because it has row security policies

[System Processing]

Processing aborts

[Action]

To investigate the cause of the occurrence from the message, and remove cause.

## 2.72.66 17573

---

### renaming an ON SELECT rule is not allowed

[Description]

renaming an ON SELECT rule is not allowed

[System Processing]

Processing aborts

[Action]

To investigate the cause of the occurrence from the message, and remove cause.

## 2.72.67 17574

---

### infinite recursion detected in policy for relation "@1@"

[Description]

infinite recursion detected in policy for relation

[System Processing]

Processing aborts

[Action]

To investigate the cause of the occurrence from the message, and remove cause.

## 2.72.68 17575

---

### cannot insert into column "@1@" of view "@2@"

[Description]

cannot insert into column of view

[System Processing]

Processing aborts

[Action]

To investigate the cause of the occurrence from the message, and remove cause.

## 2.72.69 17576

---

### cannot update column "@1@" of view "@2@"

[Description]

cannot update column of view

[System Processing]

Processing aborts

[Action]

To investigate the cause of the occurrence from the message, and remove cause.

## 2.72.70 17577

---

### INSERT with ON CONFLICT clause cannot be used with table that has INSERT or UPDATE rules

[Description]

INSERT with ON CONFLICT clause cannot be used with table that has INSERT or UPDATE rules

[System Processing]

Processing aborts

[Action]

To investigate the cause of the occurrence from the message, and remove cause.

## 2.72.71 17578

---

### NEW variables in ON UPDATE rules cannot reference columns that are part of a multiple assignment in the subject UPDATE command

[Description]

NEW variables in ON UPDATE rules cannot reference columns that are part of a multiple assignment in the subject UPDATE command

[System Processing]

Processing aborts

[Action]

To investigate the cause of the occurrence from the message, and remove cause.

## 2.72.72 17579

---

**exceeded maxAllocatedDescs (@1@) while trying to execute command "@2@"**

[Description]

exceeded maxAllocatedDescs while trying to execute command

[System Processing]

Processing aborts

[Action]

To investigate the cause of the occurrence from the message, and remove cause.

## 2.72.73 17580

---

**could not duplicate handle for "@1@": @2@**

[Description]

could not duplicate handle for the segment

[System Processing]

Processing aborts

[Action]

To investigate the cause of the occurrence from the message, and remove cause.

## 2.72.74 17581

---

**invalid flags for opening a large object: @1@**

[Description]

invalid flags for opening a large object

[System Processing]

Processing aborts

[Action]

To investigate the cause of the occurrence from the message, and remove cause.

## 2.72.75 17582

---

**invalid whence setting: @1@**

[Description]

invalid whence setting

[System Processing]

Processing aborts

[Action]

To investigate the cause of the occurrence from the message, and remove cause.

## 2.72.76 17583

---

---

### invalid large object write request size: @1@

[Description]

invalid large object write request size

[System Processing]

Processing aborts

[Action]

To investigate the cause of the occurrence from the message, and remove cause.

---

## 2.72.77 17584

---

### canceling statement due to lock timeout

[Description]

canceling statement due to lock timeout. Check the process holding the lock.

[System Processing]

Processing aborts

[Action]

To investigate the cause of the occurrence from the message, and remove cause.

---

## 2.72.78 17585

---

### @1@: invalid command-line argument: @2@

[Description]

invalid command-line argument

[System Processing]

Processing aborts

[Action]

To investigate the cause of the occurrence from the message, and remove cause.

---

## 2.72.79 17586

---

### fastpath function calls not supported in a replication connection

[Description]

fastpath function calls not supported in a replication connection

[System Processing]

Processing aborts

[Action]

To investigate the cause of the occurrence from the message, and remove cause.

---

## 2.72.80 17587

---

### extended query protocol not supported in a replication connection

[Description]

extended query protocol not supported in a replication connection

[System Processing]

Processing aborts

[Action]

To investigate the cause of the occurrence from the message, and remove cause.

## 2.72.81 17588

---

### cannot execute @1 @ during a parallel operation

[Description]

cannot execute SQL commands such as CREATE during a parallel operation

[System Processing]

Processing aborts

[Action]

To investigate the cause of the occurrence from the message, and remove cause.

## 2.72.82 17589

---

### too many lexemes in thesaurus entry

[Description]

too many lexemes in thesaurus entry

[System Processing]

Processing aborts

[Action]

To investigate the cause of the occurrence from the message, and remove cause.

## 2.72.83 17590

---

### input data type is not an array

[Description]

input data type is not an array

[System Processing]

Processing aborts

[Action]

To investigate the cause of the occurrence from the message, and remove cause.

## 2.72.84 17591

---

### searching for elements in multidimensional arrays is not supported

[Description]

searching for elements in multidimensional arrays is not supported

[System Processing]

Processing aborts

[Action]

To investigate the cause of the occurrence from the message, and remove cause.

## 2.72.85 17593

---

**data type @1@ is not an array type**

[Description]

data type is not an array type

[System Processing]

Processing aborts

[Action]

To investigate the cause of the occurrence from the message, and remove cause.

## 2.72.86 17594

---

**cannot accumulate null arrays**

[Description]

cannot accumulate null arrays

[System Processing]

Processing aborts

[Action]

To investigate the cause of the occurrence from the message, and remove cause.

## 2.72.87 17595

---

**cannot accumulate empty arrays**

[Description]

cannot accumulate empty arrays

[System Processing]

Processing aborts

[Action]

To investigate the cause of the occurrence from the message, and remove cause.

## 2.72.88 17596

---

**cannot accumulate arrays of different dimensionality**

[Description]

cannot accumulate arrays of different dimensionality

[System Processing]

Processing aborts

[Action]

To investigate the cause of the occurrence from the message, and remove cause.

## 2.72.89 17597

---

### removing elements from multidimensional arrays is not supported

[Description]

removing elements from multidimensional arrays is not supported

[System Processing]

Processing aborts

[Action]

To investigate the cause of the occurrence from the message, and remove cause.

## 2.72.90 17598

---

### thresholds must be one-dimensional array

[Description]

thresholds must be one-dimensional array

[System Processing]

Processing aborts

[Action]

To investigate the cause of the occurrence from the message, and remove cause.

## 2.72.91 17599

---

### thresholds array must not contain NULLs

[Description]

thresholds array must not contain NULLs

[System Processing]

Processing aborts

[Action]

To investigate the cause of the occurrence from the message, and remove cause.

## 2.73 Message Numbers Beginning with 17600

---

### 2.73.1 17600

---

#### date field value out of range: @1 @-@2@-@3@

[Description]

date field value out of range

[System Processing]

Processing aborts

[Action]

To investigate the cause of the occurrence from the message, and remove cause.

## 2.73.2 17601

---

**date out of range: @1@-@2@-@3@**

[Description]

date out of range

[System Processing]

Processing aborts

[Action]

To investigate the cause of the occurrence from the message, and remove cause.

## 2.73.3 17602

---

**time field value out of range: @1@:@2@:@3@**

[Description]

time field value out of range

[System Processing]

Processing aborts

[Action]

To investigate the cause of the occurrence from the message, and remove cause.

## 2.73.4 17608

---

**localized string format value too long**

[Description]

localized string format value too long

[System Processing]

Processing aborts

[Action]

To investigate the cause of the occurrence from the message, and remove cause.

## 2.73.5 17610

---

**invalid line specification: A and B cannot both be zero**

[Description]

invalid line specification: A and B cannot both be zero

[System Processing]

Processing aborts

[Action]

To investigate the cause of the occurrence from the message, and remove cause.



## 2.73.6 17611

---

### function "close\_sl" not implemented

[Description]

function \"close\_sl\" not implemented

[System Processing]

Processing aborts

[Action]

To investigate the cause of the occurrence from the message, and remove cause.

## 2.73.7 17612

---

### invalid input syntax for type @1@

[Description]

invalid input syntax for type json

[System Processing]

Processing aborts

[Action]

To investigate the cause of the occurrence from the message, and remove cause.

## 2.73.8 17613

---

### \"\\u\" must be followed by four hexadecimal digits.

[Description]

must be followed by four hexadecimal digits. Check the syntax

[System Processing]

Processing aborts

[Action]

To investigate the cause of the occurrence from the message, and remove cause.

## 2.73.9 17614

---

### unsupported Unicode escape sequence

[Description]

unsupported Unicode escape sequence

[System Processing]

Processing aborts

[Action]

To investigate the cause of the occurrence from the message, and remove cause.

## 2.73.10 17615

---

---

### key value must be scalar, not array, composite, or json

[Description]

key value must be scalar, not array, composite, or json

[System Processing]

Processing aborts

[Action]

To investigate the cause of the occurrence from the message, and remove cause.

---

## 2.73.11 17616

---

### could not determine data type for argument @1@

[Description]

could not determine data type for argument 1

[System Processing]

Processing aborts

[Action]

To investigate the cause of the occurrence from the message, and remove cause.

---

## 2.73.12 17617

---

### could not determine data type for argument @1@

[Description]

could not determine data type for argument 2

[System Processing]

Processing aborts

[Action]

To investigate the cause of the occurrence from the message, and remove cause.

---

## 2.73.13 17618

---

### field name must not be null

[Description]

field name must not be null

[System Processing]

Processing aborts

[Action]

To investigate the cause of the occurrence from the message, and remove cause.

---

## 2.73.14 17619

---

### argument list must have even number of elements

[Description]

argument list must have even number of elements

[System Processing]

Processing aborts

[Action]

To investigate the cause of the occurrence from the message, and remove cause.

## 2.73.15 17620

---

### could not determine data type for argument @1@

[Description]

could not determine data type for argument

[System Processing]

Processing aborts

[Action]

To investigate the cause of the occurrence from the message, and remove cause.

## 2.73.16 17621

---

### argument @1@ cannot be null

[Description]

argument cannot be null

[System Processing]

Processing aborts

[Action]

To investigate the cause of the occurrence from the message, and remove cause.

## 2.73.17 17622

---

### array must have two columns

[Description]

array must have two columns

[System Processing]

Processing aborts

[Action]

To investigate the cause of the occurrence from the message, and remove cause.

## 2.73.18 17623

---

### null value not allowed for object key

[Description]

null value not allowed for object key

[System Processing]

Processing aborts

[Action]

To investigate the cause of the occurrence from the message, and remove cause.

## 2.73.19 17624

---

### mismatched array dimensions

[Description]

mismatched array dimensions

[System Processing]

Processing aborts

[Action]

To investigate the cause of the occurrence from the message, and remove cause.

## 2.73.20 17625

---

### string too long to represent as jsonb string

[Description]

string too long to represent as jsonb string

[System Processing]

Processing aborts

[Action]

To investigate the cause of the occurrence from the message, and remove cause.

## 2.73.21 17626

---

### argument list must have even number of elements

[Description]

invalid number or arguments: object must be matched key value pairs

[System Processing]

Processing aborts

[Action]

To investigate the cause of the occurrence from the message, and remove cause.

## 2.73.22 17629

---

### object keys must be strings

[Description]

object keys must be strings

[System Processing]

Processing aborts

[Action]

To investigate the cause of the occurrence from the message, and remove cause.

## 2.73.23 17630

---

### number of jsonb object pairs exceeds the maximum allowed (@1@)

[Description]

number of jsonb object pairs exceeds the maximum allowed

[System Processing]

Processing aborts

[Action]

To investigate the cause of the occurrence from the message, and remove cause.

## 2.73.24 17631

---

### number of jsonb array elements exceeds the maximum allowed (@1@)

[Description]

number of jsonb array elements exceeds the maximum allowed

[System Processing]

Processing aborts

[Action]

To investigate the cause of the occurrence from the message, and remove cause.

## 2.73.25 17632

---

### total size of jsonb array elements exceeds the maximum of @1@ bytes

[Description]

total size of jsonb array elements exceeds the maximum number of bytes

[System Processing]

Processing aborts

[Action]

To investigate the cause of the occurrence from the message, and remove cause.

## 2.73.26 17633

---

### total size of jsonb object elements exceeds the maximum of @1@ bytes

[Description]

total size of jsonb object elements exceeds the maximum number of bytes

[System Processing]

Processing aborts

[Action]

To investigate the cause of the occurrence from the message, and remove cause.

## 2.73.27 17634

---

### cannot call @1@ on a scalar

[Description]

cannot call this function on a scalar input

[System Processing]

Processing aborts

[Action]

To investigate the cause of the occurrence from the message, and remove cause.

## 2.73.28 17635

---

### cannot call @1@ on an array

[Description]

cannot call this function on an array input

[System Processing]

Processing aborts

[Action]

To investigate the cause of the occurrence from the message, and remove cause.

## 2.73.29 17636

---

### cannot get array length of a scalar

[Description]

cannot get array length of a scalar

[System Processing]

Processing aborts

[Action]

To investigate the cause of the occurrence from the message, and remove cause.

## 2.73.30 17637

---

### cannot get array length of a non-array

[Description]

cannot get array length of a non-array

[System Processing]

Processing aborts

[Action]

To investigate the cause of the occurrence from the message, and remove cause.

## 2.73.31 17639

---

---

### function returning record called in context that cannot accept type record

[Description]

function returning record called in context that cannot accept type record

[System Processing]

Processing aborts

[Action]

To investigate the cause of the occurrence from the message, and remove cause.

---

## 2.73.32 17640

---

### cannot deconstruct an array as an object

[Description]

cannot deconstruct an array as an object

[System Processing]

Processing aborts

[Action]

To investigate the cause of the occurrence from the message, and remove cause.

---

## 2.73.33 17641

---

### cannot deconstruct a scalar

[Description]

cannot deconstruct a scalar

[System Processing]

Processing aborts

[Action]

To investigate the cause of the occurrence from the message, and remove cause.

---

## 2.73.34 17642

---

### cannot extract elements from a scalar

[Description]

cannot extract elements from a scalar

[System Processing]

Processing aborts

[Action]

To investigate the cause of the occurrence from the message, and remove cause.

---

## 2.73.35 17643

---

### cannot extract elements from an object

[Description]

cannot extract elements from an object

[System Processing]

Processing aborts

[Action]

To investigate the cause of the occurrence from the message, and remove cause.

## 2.73.36 17644

---

### cannot call @1@ on a non-array

[Description]

cannot call this function on a non-array input

[System Processing]

Processing aborts

[Action]

To investigate the cause of the occurrence from the message, and remove cause.

## 2.73.37 17645

---

### first argument of @1@ must be a row type

[Description]

first argument of this function must be a row type

[System Processing]

Processing aborts

[Action]

To investigate the cause of the occurrence from the message, and remove cause.

## 2.73.38 17646

---

### argument of @1@ must be an array of objects

[Description]

argument of must be an array of objects

[System Processing]

Processing aborts

[Action]

To investigate the cause of the occurrence from the message, and remove cause.

## 2.73.39 17647

---

### cannot call @1@ on an object

[Description]

cannot call this function on an object input



[System Processing]

Processing aborts

[Action]

To investigate the cause of the occurrence from the message, and remove cause.

## 2.73.40 17648

---

**cannot delete from scalar**

[Description]

cannot delete from scalar

[System Processing]

Processing aborts

[Action]

To investigate the cause of the occurrence from the message, and remove cause.

## 2.73.41 17649

---

**cannot delete from object using integer index**

[Description]

cannot delete from object using integer subscript

[System Processing]

Processing aborts

[Action]

To investigate the cause of the occurrence from the message, and remove cause.

## 2.73.42 17650

---

**cannot set path in scalar**

[Description]

cannot set path in scalar

[System Processing]

Processing aborts

[Action]

To investigate the cause of the occurrence from the message, and remove cause.

## 2.73.43 17651

---

**cannot delete path in scalar**

[Description]

cannot delete path in scalar

[System Processing]

Processing aborts

[Action]

To investigate the cause of the occurrence from the message, and remove cause.

## 2.73.44 17652

---

### invalid concatenation of jsonb objects

[Description]

invalid concatenation of jsonb objects

[System Processing]

Processing aborts

[Action]

To investigate the cause of the occurrence from the message, and remove cause.

## 2.73.45 17659

---

### cannot merge addresses from different families

[Description]

cannot merge addresses from different families

[System Processing]

Processing aborts

[Action]

To investigate the cause of the occurrence from the message, and remove cause.

## 2.73.46 17660

---

### invalid scale in external "numeric" value

[Description]

invalid scale in external \"numeric\" value

[System Processing]

Processing aborts

[Action]

To investigate the cause of the occurrence from the message, and remove cause.

## 2.73.47 17661

---

### start value cannot be NaN

[Description]

While generating a numeric series - start value cannot be NaN

[System Processing]

Processing aborts

[Action]

To investigate the cause of the occurrence from the message, and remove cause.

## 2.73.48 17662

---

### stop value cannot be NaN

[Description]

stop value cannot be NaN

[System Processing]

Processing aborts

[Action]

To investigate the cause of the occurrence from the message, and remove cause.

## 2.73.49 17663

---

### step size cannot be NaN

[Description]

step size cannot be NaN

[System Processing]

Processing aborts

[Action]

To investigate the cause of the occurrence from the message, and remove cause.

## 2.73.50 17664

---

### percentile value @1@ is not between 0 and 1

[Description]

percentile value %g is not between 0 and 1

[System Processing]

Processing aborts

[Action]

To investigate the cause of the occurrence from the message, and remove cause.

## 2.73.51 17665

---

### invalid input syntax for type @1@: "@2@"

[Description]

invalid input syntax for type pg\_lsn

[System Processing]

Processing aborts

[Action]

To investigate the cause of the occurrence from the message, and remove cause.

## 2.73.52 17666

---

---

### function can only be called when server is in binary upgrade mode

[Description]

function can only be called when server is in binary upgrade mode

[System Processing]

Processing aborts

[Action]

To investigate the cause of the occurrence from the message, and remove cause.

---

## 2.73.53 17673

---

### malformed range literal: "@1@"

[Description]

malformed range literal. Check the input string format

[System Processing]

Processing aborts

[Action]

To investigate the cause of the occurrence from the message, and remove cause.

---

## 2.73.54 17674

---

### invalid input syntax for type @1@: "@2@"

[Description]

invalid input syntax for numeric time zone

[System Processing]

Processing aborts

[Action]

To investigate the cause of the occurrence from the message, and remove cause.

---

## 2.73.55 17675

---

### numeric time zone "@1@" out of range

[Description]

numeric time zone out of range

[System Processing]

Processing aborts

[Action]

To investigate the cause of the occurrence from the message, and remove cause.

---

## 2.73.56 17676

---

### timestamp out of range: @1@-@2@-@3@ @4@:@5@:@6@

[Description]

timestamp out of range

[System Processing]

Processing aborts

[Action]

To investigate the cause of the occurrence from the message, and remove cause.

## 2.73.57 17677

---

### interval units "@1@" not supported because months usually have fractional weeks

[Description]

interval units \"%s\" not supported because months usually have fractional weeks

[System Processing]

Processing aborts

[Action]

To investigate the cause of the occurrence from the message, and remove cause.

## 2.73.58 17678

---

### invalid external pg\_snapshot data

[Description]

invalid external txid\_snapshot data

[System Processing]

Processing aborts

[Action]

To investigate the cause of the occurrence from the message, and remove cause.

## 2.73.59 17679

---

### unterminated format() type specifier

[Description]

unterminated format specifier

[System Processing]

Processing aborts

[Action]

To investigate the cause of the occurrence from the message, and remove cause.

## 2.73.60 17680

---

### number is out of range

[Description]

number is out of range

[System Processing]

Processing aborts

[Action]

To investigate the cause of the occurrence from the message, and remove cause.

## 2.73.61 17681

---

**width argument position must be ended by "\$"**

[Description]

width argument position must be ended by "\"\$\""

[System Processing]

Processing aborts

[Action]

To investigate the cause of the occurrence from the message, and remove cause.

## 2.73.62 17682

---

**type @1@ is not composite**

[Description]

type is not composite

[System Processing]

Processing aborts

[Action]

To investigate the cause of the occurrence from the message, and remove cause.

## 2.73.63 17683

---

**keystore location "@1@" is too long**

[Description]

While configuring a keystore, the error is "keystore location mentioned is too long".

[System Processing]

Processing aborts

[Action]

To investigate the cause of the occurrence from the message, and remove cause.

## 2.73.64 17684

---

**keystore does not exist**

[Description]

keystore does not exist. Make sure keystore\_location points to the correct location. If the setting is correct, set the master encryption key to create the keystore.

[System Processing]

Processing aborts

[Action]

To investigate the cause of the occurrence from the message, and remove cause.

## 2.73.65 17685

---

**must be superuser to manipulate keystore**

[Description]

must be superuser to manipulate keystore

[System Processing]

Processing aborts

[Action]

To investigate the cause of the occurrence from the message, and remove cause.

## 2.73.66 17686

---

**function "@1@" is not supported by this build**

[Description]

function \"%s\" is not supported by this build

[System Processing]

Processing aborts

[Action]

To investigate the cause of the occurrence from the message, and remove cause.

## 2.73.67 17687

---

**file "@1@" is not a keystore**

[Description]

file \"%s\" is not a keystore

[System Processing]

Processing aborts

[Action]

To investigate the cause of the occurrence from the message, and remove cause.

## 2.73.68 17688

---

**lock file "@1@" is empty**

[Description]

lock file is empty. Check if the lockfile is corrupt.

[System Processing]

Processing aborts

[Action]

To investigate the cause of the occurrence from the message, and remove cause.

## 2.73.69 17689

---

### could not access directory "@1@": @2@

[Description]

could not access directory

[System Processing]

Processing aborts

[Action]

To investigate the cause of the occurrence from the message, and remove cause.

## 2.73.70 17690

---

### bind\_textdomain\_codeset failed

[Description]

bind\_textdomain\_codeset failed

[System Processing]

Processing aborts

[Action]

To investigate the cause of the occurrence from the message, and remove cause.

## 2.73.71 17691

---

### invalid value for parameter "@1@": "@2@"

[Description]

parameter \"%s\" requires a numeric value

[System Processing]

Processing aborts

[Action]

To investigate the cause of the occurrence from the message, and remove cause.

## 2.73.72 17692

---

### cannot set parameters during a parallel operation

[Description]

cannot set parameters during a parallel operation

[System Processing]

Processing aborts

[Action]

To investigate the cause of the occurrence from the message, and remove cause.



## 2.73.73 17693

---

### permission denied to set parameter "@1@"

[Description]

permission denied to set parameter

[System Processing]

Processing aborts

[Action]

To investigate the cause of the occurrence from the message, and remove cause.

## 2.73.74 17694

---

### must be superuser to execute ALTER SYSTEM command

[Description]

must be superuser to execute ALTER SYSTEM command

[System Processing]

Processing aborts

[Action]

To investigate the cause of the occurrence from the message, and remove cause.

## 2.73.75 17696

---

### parameter "@1@" could not be set

[Description]

parameter could not be set

[System Processing]

Processing aborts

[Action]

To investigate the cause of the occurrence from the message, and remove cause.

## 2.73.76 17698

---

### could not seek in tuplestore temporary file

[Description]

could not seek in tuplestore temporary file

[System Processing]

Processing aborts

[Action]

To investigate the cause of the occurrence from the message, and remove cause.

## 2.73.77 17699

---

---

### could not read from tuplestore temporary file: read only @1@ of @2@ bytes

[Description]

could not read from tuplestore temporary file

[System Processing]

Processing aborts

[Action]

To investigate the cause of the occurrence from the message, and remove cause.

---

## 2.74 Message Numbers Beginning with 17700

---

### 2.74.1 17703

---

#### user does not exist

[Description]

user does not exist

[System Processing]

Processing aborts

[Action]

To investigate the cause of the occurrence from the message, and remove cause.

### 2.74.2 17704

---

#### could not open directory "@1@": @2@

[Description]

could not open directory

[System Processing]

Processing aborts

[Action]

To investigate the cause of the occurrence from the message, and remove cause.

### 2.74.3 17705

---

#### could not read directory "@1@": @2@

[Description]

could not read directory

[System Processing]

Processing aborts

[Action]

To investigate the cause of the occurrence from the message, and remove cause.

## 2.74.4 17706

---

### could not stat file "@1@": @2@

[Description]

could not stat file

[System Processing]

Processing aborts

[Action]

To investigate the cause of the occurrence from the message, and remove cause.

## 2.74.5 17707

---

### could not open file "@1@": @2@

[Description]

could not open file

[System Processing]

Processing aborts

[Action]

To investigate the cause of the occurrence from the message, and remove cause.

## 2.74.6 17708

---

### directory name too long

[Description]

directory name too long

[System Processing]

Processing aborts

[Action]

To investigate the cause of the occurrence from the message, and remove cause.

## 2.74.7 17709

---

### multiple "=" signs in tablespace mapping

[Description]

multiple signs in tablespace mapping

[System Processing]

Processing aborts

[Action]

To investigate the cause of the occurrence from the message, and remove cause.

## 2.74.8 17710

---

---

### invalid tablespace mapping format "@1@", must be "OLDDIR=NEWDIR"

[Description]

invalid tablespace mapping format must be OLDDIR=NEWDIR

[System Processing]

Processing aborts

[Action]

To investigate the cause of the occurrence from the message, and remove cause.

---

## 2.74.9 17711

---

### old directory is not an absolute path in tablespace mapping: @1@

[Description]

old directory is not an absolute path in tablespace mapping

[System Processing]

Processing aborts

[Action]

To investigate the cause of the occurrence from the message, and remove cause.

---

## 2.74.10 17712

---

### new directory is not an absolute path in tablespace mapping: @1@

[Description]

new directory is not an absolute path in tablespace mapping

[System Processing]

Processing aborts

[Action]

To investigate the cause of the occurrence from the message, and remove cause.

---

## 2.74.11 17713

---

### transfer rate "@1@" is not a valid value

[Description]

backup transfer rate is not a valid value

[System Processing]

Processing aborts

[Action]

To investigate the cause of the occurrence from the message, and remove cause.

---

## 2.74.12 17714

---

### invalid transfer rate "@1@" : @2@

[Description]

invalid transfer rate

[System Processing]

Processing aborts

[Action]

To investigate the cause of the occurrence from the message, and remove cause.

## 2.74.13 17715

---

### transfer rate must be greater than zero

[Description]

transfer rate must be greater than zero

[System Processing]

Processing aborts

[Action]

To investigate the cause of the occurrence from the message, and remove cause.

## 2.74.14 17716

---

### invalid --max-rate unit: "@1@"

[Description]

invalid --max-rate unit

[System Processing]

Processing aborts

[Action]

To investigate the cause of the occurrence from the message, and remove cause.

## 2.74.15 17717

---

### transfer rate "@1@" exceeds integer range

[Description]

Transfer rate exceeds integer range

[System Processing]

Processing aborts

[Action]

To investigate the cause of the occurrence from the message, and remove cause.

## 2.74.16 17718

---

### transfer rate "@1@" is out of range

[Description]

Transfer rate is out of range

[System Processing]

Processing aborts

[Action]

To investigate the cause of the occurrence from the message, and remove cause.

## 2.74.17 17719

---

**incompatible server version @1@**

[Description]

incompatible server version

[System Processing]

Processing aborts

[Action]

To investigate the cause of the occurrence from the message, and remove cause.

## 2.74.18 17720

---

**server returned unexpected response to BASE\_BACKUP command; got @1@ rows and @2@ fields, expected @3@ rows and @4@ fields**

[Description]

server returned unexpected response to BASE\_BACKUP command; got rows and fields, expected rows and fields

[System Processing]

Processing aborts

[Action]

To investigate the cause of the occurrence from the message, and remove cause.

## 2.74.19 17721

---

**invalid wal-method option "@1@", must be "fetch", "stream", or "none"**

[Description]

invalid xlog-method option : must be fetch or stream

[System Processing]

Processing aborts

[Action]

To investigate the cause of the occurrence from the message, and remove cause.

## 2.74.20 17722

---

**WAL directory location can only be specified in plain mode**

[Description]

transaction log directory location can only be specified in plain mode

[System Processing]

Processing aborts

[Action]

To investigate the cause of the occurrence from the message, and remove cause.

## 2.74.21 17723

---

**could not create symbolic link "@1@": @2@**

[Description]

could not create symbolic link

[System Processing]

Processing aborts

[Action]

To investigate the cause of the occurrence from the message, and remove cause.

## 2.74.22 17724

---

**symlinks are not supported on this platform**

[Description]

symlinks are not supported on this platform

[System Processing]

Processing aborts

[Action]

To investigate the cause of the occurrence from the message, and remove cause.

## 2.74.23 17725

---

**cannot use --create-slot together with --drop-slot**

[Description]

cannot use --create-slot together with --drop-slot

[System Processing]

Processing aborts

[Action]

To investigate the cause of the occurrence from the message, and remove cause.

## 2.74.24 17726

---

**@1@ needs a slot to be specified using --slot**

[Description]

needs a slot to be specified using --slot

[System Processing]

Processing aborts

[Action]

To investigate the cause of the occurrence from the message, and remove cause.

## 2.74.25 17728

---

### could not open log file "@1@": @2@

[Description]

could not open log file

[System Processing]

Processing aborts

[Action]

To investigate the cause of the occurrence from the message, and remove cause.

## 2.74.26 17729

---

### invalid fsync interval "@1@"

[Description]

invalid fsync interval

[System Processing]

Processing aborts

[Action]

To investigate the cause of the occurrence from the message, and remove cause.

## 2.74.27 17730

---

### could not parse start position "@1@"

[Description]

could not parse start position

[System Processing]

Processing aborts

[Action]

To investigate the cause of the occurrence from the message, and remove cause.

## 2.74.28 17731

---

### no slot specified

[Description]

no slot specified

[System Processing]

Processing aborts

[Action]

To investigate the cause of the occurrence from the message, and remove cause.



## 2.74.29 17732

---

### no target file specified

[Description]

no target file specified

[System Processing]

Processing aborts

[Action]

To investigate the cause of the occurrence from the message, and remove cause.

## 2.74.30 17733

---

### no database specified

[Description]

no database specified

[System Processing]

Processing aborts

[Action]

To investigate the cause of the occurrence from the message, and remove cause.

## 2.74.31 17734

---

### at least one action needs to be specified

[Description]

at least one action needs to be specified

[System Processing]

Processing aborts

[Action]

To investigate the cause of the occurrence from the message, and remove cause.

## 2.74.32 17735

---

### cannot use --create-slot or --start together with --drop-slot

[Description]

cannot use --create-slot or --start together with --drop-slot

[System Processing]

Processing aborts

[Action]

To investigate the cause of the occurrence from the message, and remove cause.

## 2.74.33 17736

---

---

### cannot use --create-slot or --drop-slot together with --startpos

[Description]

cannot use --create-slot or --drop-slot together with --startpos

[System Processing]

Processing aborts

[Action]

To investigate the cause of the occurrence from the message, and remove cause.

---

## 2.74.34 17737

---

### could not establish database-specific replication connection

[Description]

could not establish database-specific replication connection

[System Processing]

Processing aborts

[Action]

To investigate the cause of the occurrence from the message, and remove cause.

---

## 2.74.35 17738

---

### could not create archive status file "@1@": @2@

[Description]

could not create archive status file

[System Processing]

Processing aborts

[Action]

To investigate the cause of the occurrence from the message, and remove cause.

---

## 2.74.36 17740

---

### server reported unexpected history file name for timeline @1@: @2@

[Description]

server reported unexpected history file name for timeline

[System Processing]

Processing aborts

[Action]

To investigate the cause of the occurrence from the message, and remove cause.

---

## 2.74.37 17741

---

### could not create timeline history file "@1@": @2@

[Description]

could not create timeline history file

[System Processing]

Processing aborts

[Action]

To investigate the cause of the occurrence from the message, and remove cause.

## 2.74.38 17742

---

### could not write timeline history file "@1@": @2@

[Description]

could not write timeline history file

[System Processing]

Processing aborts

[Action]

To investigate the cause of the occurrence from the message, and remove cause.

## 2.74.39 17743

---

### could not rename file "@1@" to "@2@": @3@

[Description]

could not rename file

[System Processing]

Processing aborts

[Action]

To investigate the cause of the occurrence from the message, and remove cause.

## 2.74.40 17744

---

### incompatible server version @1@; client does not support streaming from server versions older than @2@

[Description]

incompatible server version; client does not support streaming from server versions older than

[System Processing]

Processing aborts

[Action]

To investigate the cause of the occurrence from the message, and remove cause.

## 2.74.41 17745

---

### incompatible server version @1@; client does not support streaming from server versions newer than @2@

[Description]

incompatible server version; client does not support streaming from server versions newer than

[System Processing]

Processing aborts

[Action]

To investigate the cause of the occurrence from the message, and remove cause.

## 2.74.42 17746

---

### starting timeline @1@ is not present in the server

[Description]

starting timeline is not present in the server

[System Processing]

Processing aborts

[Action]

To investigate the cause of the occurrence from the message, and remove cause.

## 2.74.43 17747

---

### server reported unexpected next timeline @1@, following timeline @2@

[Description]

server reported unexpected next timeline, following timeline

[System Processing]

Processing aborts

[Action]

To investigate the cause of the occurrence from the message, and remove cause.

## 2.74.44 17748

---

### server stopped streaming timeline @1@ at @2@/@3@, but reported next timeline @4@ to begin at @5@/@6@

[Description]

server stopped streaming a timeline, but reported next timeline

[System Processing]

Processing aborts

[Action]

To investigate the cause of the occurrence from the message, and remove cause.

## 2.74.45 17749

---

### unexpected result set after end-of-timeline: got @1@ rows and @2@ fields, expected @3@ rows and @4@ fields

[Description]

unexpected result set after end-of-timeline: got unexpected rows and fields

[System Processing]

Processing aborts

[Action]

To investigate the cause of the occurrence from the message, and remove cause.

## 2.74.46 17750

---

### could not parse next timeline's starting point "@1@"

[Description]

could not parse next timeline's starting point

[System Processing]

Processing aborts

[Action]

To investigate the cause of the occurrence from the message, and remove cause.

## 2.74.47 17751

---

### invalid socket: @1@

[Description]

socket not open

[System Processing]

Processing aborts

[Action]

To investigate the cause of the occurrence from the message, and remove cause.

## 2.74.48 17752

---

### could not send copy-end packet: @1@

[Description]

could not send copy-end packet

[System Processing]

Processing aborts

[Action]

To investigate the cause of the occurrence from the message, and remove cause.

## 2.74.49 17754

---

### could not create replication slot "@1@": got @2@ rows and @3@ fields, expected @4@ rows and @5@ fields

[Description]

could not create replication slot : got unexpected rows and fields

[System Processing]

Processing aborts

[Action]

To investigate the cause of the occurrence from the message, and remove cause.

## 2.74.50 17755

---

**could not drop replication slot "@1@": got @2@ rows and @3@ fields, expected @4@ rows and @5@ fields**

[Description]

could not drop replication slot : got rows and fields mismatch with, expected rows and fields

[System Processing]

Processing aborts

[Action]

To investigate the cause of the occurrence from the message, and remove cause.

## 2.74.51 17758

---

**WSAStartup failed: @1@**

[Description]

WSAStartup failed

[System Processing]

Processing aborts

[Action]

To investigate the cause of the occurrence from the message, and remove cause.

## 2.74.52 17759

---

**could not create communication channels: @1@**

[Description]

could not create communication channels

[System Processing]

Processing aborts

[Action]

To investigate the cause of the occurrence from the message, and remove cause.

## 2.74.53 17761

---

**unrecognized command received from master: "@1@"**

[Description]

unrecognized command on communication channel

[System Processing]

Processing aborts

[Action]

To investigate the cause of the occurrence from the message, and remove cause.

## 2.74.54 17762

---

### invalid message received from worker: "@1@"

[Description]

invalid message received from worker

[System Processing]

Processing aborts

[Action]

To investigate the cause of the occurrence from the message, and remove cause.

## 2.74.55 17764

---

### could not write to the communication channel: @1@

[Description]

could not write to the communication channel

[System Processing]

Processing aborts

[Action]

To investigate the cause of the occurrence from the message, and remove cause.

## 2.74.56 17765

---

### select() failed: @1@

[Description]

error in ListenToWorkers()

[System Processing]

Processing aborts

[Action]

To investigate the cause of the occurrence from the message, and remove cause.

## 2.74.57 17766

---

### pgpipe: could not create socket: error code @1@

[Description]

pgpipe: could not create socket

[System Processing]

Processing aborts

[Action]

To investigate the cause of the occurrence from the message, and remove cause.

## 2.74.58 17767

---

**pgpipe: could not bind: error code @1@**

[Description]

pgpipe: could not bind

[System Processing]

Processing aborts

[Action]

To investigate the cause of the occurrence from the message, and remove cause.

## 2.74.59 17768

---

**pgpipe: could not listen: error code @1@**

[Description]

pgpipe: could not listen

[System Processing]

Processing aborts

[Action]

To investigate the cause of the occurrence from the message, and remove cause.

## 2.74.60 17769

---

**pgpipe: getsockname() failed: error code @1@**

[Description]

pgpipe: getsockname() failed

[System Processing]

Processing aborts

[Action]

To investigate the cause of the occurrence from the message, and remove cause.

## 2.74.61 17770

---

**pgpipe: could not create second socket: error code @1@**

[Description]

pgpipe: could not create second socket

[System Processing]

Processing aborts



[Action]

To investigate the cause of the occurrence from the message, and remove cause.

## 2.74.62 17771

---

### **pgpipe: could not connect socket: error code @1@**

[Description]

pgpipe: could not connect socket

[System Processing]

Processing aborts

[Action]

To investigate the cause of the occurrence from the message, and remove cause.

## 2.74.63 17773

---

### **unexpected COPY statement syntax: "@1@"**

[Description]

unexpected COPY statement syntax

[System Processing]

Processing aborts

[Action]

To investigate the cause of the occurrence from the message, and remove cause.

## 2.74.64 17774

---

### **options -s/--schema-only and -a/--data-only cannot be used together**

[Description]

options -s/--schema-only and -a/--data-only cannot be used together

[System Processing]

Processing aborts

[Action]

To investigate the cause of the occurrence from the message, and remove cause.

## 2.74.65 17775

---

### **options -c/--clean and -a/--data-only cannot be used together**

[Description]

options -c/--clean and -a/--data-only cannot be used together

[System Processing]

Processing aborts

[Action]

To investigate the cause of the occurrence from the message, and remove cause.

## 2.74.66 17776

---

### option --if-exists requires option -c/--clean

#### [Description]

option --if-exists requires option -c/--clean

#### [System Processing]

Processing aborts

#### [Action]

To investigate the cause of the occurrence from the message, and remove cause.

## 2.74.67 17777

---

### invalid number of parallel jobs

#### [Description]

%s: invalid number of parallel jobs

#### [System Processing]

Processing aborts

#### [Action]

To investigate the cause of the occurrence from the message, and remove cause.

## 2.74.68 17778

---

### parallel backup only supported by the directory format

#### [Description]

parallel backup only supported by the directory format

#### [System Processing]

Processing aborts

#### [Action]

To investigate the cause of the occurrence from the message, and remove cause.

## 2.74.69 17779

---

### Exported snapshots are not supported by this server version.

#### [Description]

Exported snapshots are not supported by this server version

#### [System Processing]

Processing aborts

#### [Action]

To investigate the cause of the occurrence from the message, and remove cause.

## 2.74.70 17780

---

---

**unexpected policy command type: @1@****[Description]**

unexpected policy command type

**[System Processing]**

Processing aborts

**[Action]**

To investigate the cause of the occurrence from the message, and remove cause.

---

**2.74.71 17781**

---

**options -g/--globals-only and -r/--roles-only cannot be used together****[Description]**

options -g/--globals-only and -r/--roles-only cannot be used together

**[System Processing]**

Processing aborts

**[Action]**

To investigate the cause of the occurrence from the message, and remove cause.

---

**2.74.72 17782**

---

**options -g/--globals-only and -t/--tablespaces-only cannot be used together****[Description]**

options -g/--globals-only and -t/--tablespaces-only cannot be used together

**[System Processing]**

Processing aborts

**[Action]**

To investigate the cause of the occurrence from the message, and remove cause.

---

**2.74.73 17783**

---

**option --if-exists requires option -c/--clean****[Description]**

option --if-exists requires option -c/--clean

**[System Processing]**

Processing aborts

**[Action]**

To investigate the cause of the occurrence from the message, and remove cause.

---

**2.74.74 17784**

---

**options -r/--roles-only and -t/--tablespaces-only cannot be used together**

[Description]

options `-t/--roles-only` and `-t/--tablespaces-only` cannot be used together

[System Processing]

Processing aborts

[Action]

To investigate the cause of the occurrence from the message, and remove cause.

## 2.74.75 17785

---

### options `-d/--dbname` and `-f/--file` cannot be used together

[Description]

options `-d/--dbname` and `-f/--file` cannot be used together

[System Processing]

Processing aborts

[Action]

To investigate the cause of the occurrence from the message, and remove cause.

## 2.74.76 17786

---

### options `-c/--clean` and `-a/--data-only` cannot be used together

[Description]

options `-c/--clean` and `-a/--data-only` cannot be used together

[System Processing]

Processing aborts

[Action]

To investigate the cause of the occurrence from the message, and remove cause.

## 2.74.77 17787

---

### cannot specify both `--single-transaction` and multiple jobs

[Description]

cannot specify both `--single-transaction` and multiple jobs

[System Processing]

Processing aborts

[Action]

To investigate the cause of the occurrence from the message, and remove cause.

## 2.74.78 17788

---

### @1@: could not start server: @2@

[Description]

could not start server

[System Processing]

Processing aborts

[Action]

To investigate the cause of the occurrence from the message, and remove cause.

## 2.74.79 17789

---

**@1@: could not start server: error code @2@**

[Description]

could not start server: error code

[System Processing]

Processing aborts

[Action]

To investigate the cause of the occurrence from the message, and remove cause.

## 2.74.80 17790

---

**encoding conversion error on line @1@**

[Description]

encoding conversion error on line

[System Processing]

Processing aborts

[Action]

To investigate the cause of the occurrence from the message, and remove cause.

## 2.74.81 17791

---

**invalid value for numeric type "@1@" on line @2@**

[Description]

invalid value for numeric type on line

[System Processing]

Processing aborts

[Action]

To investigate the cause of the occurrence from the message, and remove cause.

## 2.74.82 17793

---

**@1@: could not locate my own executable path**

[Description]

could not locate my own executable path

[System Processing]

Processing aborts

[Action]

To investigate the cause of the occurrence from the message, and remove cause.

## 2.74.83 17794

---

### lookup failed for type @1 @

[Description]

lookup failed for type

[System Processing]

Processing aborts

[Action]

To investigate the cause of the occurrence from the message, and remove cause.

## 2.74.84 17795

---

### didn't get a return item from function

[Description]

didn't get a return item from function

[System Processing]

Processing aborts

[Action]

To investigate the cause of the occurrence from the message, and remove cause.

## 2.74.85 17796

---

### couldn't fetch \$\_TD

[Description]

couldn't fetch \$\_TD

[System Processing]

Processing aborts

[Action]

To investigate the cause of the occurrence from the message, and remove cause.

## 2.74.86 17797

---

### didn't get a return item from trigger function

[Description]

didn't get a return item from trigger function

[System Processing]

Processing aborts

[Action]

To investigate the cause of the occurrence from the message, and remove cause.

## 2.74.87 17798

---

### event trigger functions cannot have declared arguments

[Description]

event trigger functions cannot have declared arguments

[System Processing]

Processing aborts

[Action]

To investigate the cause of the occurrence from the message, and remove cause.

## 2.74.88 17799

---

### GET STACKED DIAGNOSTICS cannot be used outside an exception handler

[Description]

GET STACKED DIAGNOSTICS cannot be used outside an exception handler

[System Processing]

Processing aborts

[Action]

To investigate the cause of the occurrence from the message, and remove cause.

## 2.75 Message Numbers Beginning with 17800

---

### 2.75.1 17800

---

#### cannot return non-composite value from function returning composite type

[Description]

cannot return non-composite value from function returning composite type

[System Processing]

Processing aborts

[Action]

To investigate the cause of the occurrence from the message, and remove cause.

### 2.75.2 17804

---

#### @1@ cannot be used as a role name here

[Description]

Reserved name cannot be used as a role name here

[System Processing]

Processing aborts

[Action]

To investigate the cause of the occurrence from the message, and remove cause.

## 2.75.3 17805

---

### @1@ is not allowed with UNION/INTERSECT/EXCEPT

[Description]

Locking clause is not allowed with UNION/INTERSECT/EXCEPT

[System Processing]

Processing aborts

[Action]

To investigate the cause of the occurrence from the message, and remove cause.

## 2.75.4 17806

---

### @1@: could not access directory "@2@": @3@

[Description]

Failure in accessing directory

[System Processing]

Processing aborts

[Action]

To investigate the cause of the occurrence from the message, and remove cause.

## 2.75.5 17807

---

### could not allocate SIDs: error code @1@

[Description]

Failure in allocating SIDs

[System Processing]

Processing aborts

[Action]

To investigate the cause of the occurrence from the message, and remove cause.

## 2.75.6 17808

---

### could not change permissions of "@1@": @2@

[Description]

Failure in changing the permissions of a file/directory

[System Processing]

Processing aborts

[Action]

To investigate the cause of the occurrence from the message, and remove cause.

## 2.75.7 17809

---



---

### @1@: could not close directory "@2@": @3@

[Description]

Failure in closing directory

[System Processing]

Processing aborts

[Action]

To investigate the cause of the occurrence from the message, and remove cause.

---

## 2.75.8 17810

---

### could not close directory "@1@": @2@

[Description]

Failure in closing a directory

[System Processing]

Processing aborts

[Action]

To investigate the cause of the occurrence from the message, and remove cause.

---

## 2.75.9 17811

---

### could not create restricted token: error code @1@

[Description]

Failure in creating restricted token

[System Processing]

Processing aborts

[Action]

To investigate the cause of the occurrence from the message, and remove cause.

---

## 2.75.10 17812

---

### could not fsync file "@1@": @2@

[Description]

Failure in syncing the file

[System Processing]

Processing aborts

[Action]

To investigate the cause of the occurrence from the message, and remove cause.

---

## 2.75.11 17813

---

### could not get exit code from subprocess: error code @1@

[Description]

Failure in getting the exit code of a child process

[System Processing]

Processing aborts

[Action]

To investigate the cause of the occurrence from the message, and remove cause.

## 2.75.12 17816

---

### could not open process token: error code @1@

[Description]

Failure in opening process token

[System Processing]

Processing aborts

[Action]

To investigate the cause of the occurrence from the message, and remove cause.

## 2.75.13 17818

---

### could not read directory "@1@": @2@

[Description]

Failure in reading from a directory

[System Processing]

Processing aborts

[Action]

To investigate the cause of the occurrence from the message, and remove cause.

## 2.75.14 17821

---

### could not re-execute with restricted token: error code @1@

[Description]

re-executing with a restricted token is not allowed

[System Processing]

Processing aborts

[Action]

To investigate the cause of the occurrence from the message, and remove cause.

## 2.75.15 17822

---

### @1@: could not remove promote signal file "@2@": @3@

[Description]

Failure in removing promote signal file

[System Processing]

Processing aborts

[Action]

To investigate the cause of the occurrence from the message, and remove cause.

## 2.75.16 17823

---

**could not start process for command "@1@": error code @2@**

[Description]

Process start failed

[System Processing]

Processing aborts

[Action]

To investigate the cause of the occurrence from the message, and remove cause.

## 2.75.17 17824

---

**could not write @1 @ bytes to log file "@2@": @3@**

[Description]

Failure in writing to a file

[System Processing]

Processing aborts

[Action]

To investigate the cause of the occurrence from the message, and remove cause.

## 2.75.18 17825

---

**@1@: directory "@2@" does not exist**

[Description]

directory doesn't exist

[System Processing]

Processing aborts

[Action]

To investigate the cause of the occurrence from the message, and remove cause.

## 2.75.19 17826

---

**@1@: directory "@2@" is not a database cluster directory**

[Description]

directory is not a database cluster directory

[System Processing]

Processing aborts

[Action]

To investigate the cause of the occurrence from the message, and remove cause.

## 2.75.20 17827

---

### @1@: invalid argument for option -f: "@2@"

[Description]

Invalid argument

[System Processing]

Processing aborts

[Action]

To investigate the cause of the occurrence from the message, and remove cause.

## 2.75.21 17828

---

### @1@: invalid argument for option -t: "@2@"

[Description]

Invalid argument

[System Processing]

Processing aborts

[Action]

To investigate the cause of the occurrence from the message, and remove cause.

## 2.75.22 17829

---

### keystore location "@1@" is too long

[Description]

keystore location is more than 1024 characters

[System Processing]

Processing aborts

[Action]

To investigate the cause of the occurrence from the message, and remove cause.

## 2.75.23 17830

---

### @1@: oldest multitransaction ID (-m) must not be 0

[Description]

The provided oldest multitransaction ID (-m) must not be 0

[System Processing]

Processing aborts

[Action]

To investigate the cause of the occurrence from the message, and remove cause.

## 2.75.24 17832

---

### out of memory

[Description]

out of memory

[System Processing]

Processing aborts

[Action]

To investigate the cause of the occurrence from the message, and remove cause.

## 2.75.25 17833

---

### replication connection using slot "@1@" is unexpectedly database specific

[Description]

replication connection using slot specified is unexpectedly database specific

[System Processing]

Processing aborts

[Action]

To investigate the cause of the occurrence from the message, and remove cause.

## 2.75.26 17834

---

### @1@: the PID file "@2@" is empty

[Description]

Wrong PID file is found, it is empty

[System Processing]

Processing aborts

[Action]

To investigate the cause of the occurrence from the message, and remove cause.

## 2.75.27 17835

---

### @1@: too many command-line arguments (first is "@2@")

[Description]

too many command-line arguments

[System Processing]

Processing aborts

[Action]

To investigate the cause of the occurrence from the message, and remove cause.

## 2.75.28 17836

---

---

**@1@: transaction ID (-c) must be either 0 or greater than or equal to 2**

[Description]

Provided transaction ID (-c) must be either 0 or greater than or equal to 2

[System Processing]

Processing aborts

[Action]

To investigate the cause of the occurrence from the message, and remove cause.

---

## 2.75.29 17837

---

**unexpected response to TIMELINE\_HISTORY command: got @1@ rows and @2@ fields, expected @3@ rows and @4@ fields**

[Description]

Response from server to TIMELINE\_HISTORY command is wrong from the expected

[System Processing]

Processing aborts

[Action]

To investigate the cause of the occurrence from the message, and remove cause.

---

## 2.75.30 17838

---

**"@1@" is a symbolic link, but symbolic links are not supported on this platform**

[Description]

Symbolic links are not supported in this platform

[System Processing]

Processing aborts

[Action]

To investigate the cause of the occurrence from the message, and remove cause.

---

## 2.75.31 17839

---

**"@1@" is not a BRIN index**

[Description]

The provided index is not a BRIN index

[System Processing]

Processing aborts

[Action]

To investigate the cause of the occurrence from the message, and remove cause.

---

## 2.75.32 17840

---

**"@1@" is not a directory or symbolic link**

[Description]

Specified path is not a directory or symbolic link

[System Processing]

Processing aborts

[Action]

To investigate the cause of the occurrence from the message, and remove cause.

## 2.75.33 17841

---

### "@1@" is not a directory

[Description]

The specified path is not a directory

[System Processing]

Processing aborts

[Action]

To investigate the cause of the occurrence from the message, and remove cause.

## 2.75.34 17842

---

### "@1@" is not a regular file

[Description]

The specified file is not a regular file

[System Processing]

Processing aborts

[Action]

To investigate the cause of the occurrence from the message, and remove cause.

## 2.75.35 17843

---

### "@1@" is not a symbolic link

[Description]

The specified path/file is not a symbolic link

[System Processing]

Processing aborts

[Action]

To investigate the cause of the occurrence from the message, and remove cause.

## 2.75.36 17844

---

### "@1@" is not a table, view, materialized view, sequence, or foreign table

[Description]

Object is not a table, view, materialized view, sequence, or foreign table to do the alter relation

[System Processing]

Processing aborts

[Action]

To investigate the cause of the occurrence from the message, and remove cause.

---

## 2.75.37 17845

---

**"@1@": stopping truncate due to conflicting lock request**

[Description]

Truncating table is stopped due to conflicting lock request by vacuum

[System Processing]

Processing aborts

[Action]

To investigate the cause of the occurrence from the message, and remove cause.

---

## 2.75.38 17846

---

**\\watch cannot be used with an empty query**

[Description]

\\watch command cannot be used with an empty query

[System Processing]

Processing aborts

[Action]

To investigate the cause of the occurrence from the message, and remove cause.

---

## 2.75.39 17847

---

**\\watch cannot be used with COPY**

[Description]

\\watch command cannot be used along with COPY command

[System Processing]

Processing aborts

[Action]

To investigate the cause of the occurrence from the message, and remove cause.

---

## 2.75.40 17848

---

**aggregate cannot accept shell type @1@**

[Description]

Shell type is not allowed in aggregate functions

[System Processing]

Processing aborts



[Action]

To investigate the cause of the occurrence from the message, and remove cause.

## 2.75.41 17849

---

### aggregates cannot have output arguments

[Description]

Defining aggregates with output arguments is not supported

[System Processing]

Processing aborts

[Action]

To investigate the cause of the occurrence from the message, and remove cause.

## 2.75.42 17850

---

### an ordered-set aggregate with a VARIADIC direct argument must have one VARIADIC aggregated argument of the same data type

[Description]

an ordered-set aggregate with a VARIADIC direct argument must have one VARIADIC aggregated argument of the same data type

[System Processing]

Processing aborts

[Action]

To investigate the cause of the occurrence from the message, and remove cause.

## 2.75.43 17852

---

### argument @1@: key must not be null

[Description]

Invalid key value

[System Processing]

Processing aborts

[Action]

To investigate the cause of the occurrence from the message, and remove cause.

## 2.75.44 17853

---

### argument of lo\_read exceeds integer range

[Description]

The length argument of lo\_read exceeds integer range

[System Processing]

Processing aborts

[Action]

To investigate the cause of the occurrence from the message, and remove cause.

## 2.75.45 17854

---

### argument of lo\_truncate exceeds integer range

[Description]

The length argument of lo\_truncate exceeds integer range

[System Processing]

Processing aborts

[Action]

To investigate the cause of the occurrence from the message, and remove cause.

## 2.75.46 17855

---

### argument of lo\_write exceeds integer range

[Description]

The provided index is not a BRIN index

[System Processing]

Processing aborts

[Action]

To investigate the cause of the occurrence from the message, and remove cause.

## 2.75.47 17856

---

### background worker "@1@": only dynamic background workers can request notification

[Description]

only dynamic background workers can request notification

[System Processing]

Processing aborts

[Action]

To investigate the cause of the occurrence from the message, and remove cause.

## 2.75.48 17857

---

### BKPBLOCK\_HAS\_DATA not set, but data length is @1@ at @2@/@3@

[Description]

BKPBLOCK\_HAS\_DATA not set, but data length is present in WAL record

[System Processing]

Processing aborts

[Action]

To investigate the cause of the occurrence from the message, and remove cause.

## 2.75.49 17858

---

### BKPBLOCK\_HAS\_DATA set, but no data included at @1@/@2@

[Description]

BKPBLOCK\_HAS\_DATA set, but no data in WAL record

[System Processing]

Processing aborts

[Action]

To investigate the cause of the occurrence from the message, and remove cause.

## 2.75.50 17859

---

### BKPBLOCK\_SAME\_REL set but no previous rel at @1@/@2@

[Description]

BKPBLOCK\_SAME\_REL set but no previous rel is provided in WAL record

[System Processing]

Processing aborts

[Action]

To investigate the cause of the occurrence from the message, and remove cause.

## 2.75.51 17860

---

### BKPIMAGE\_HAS\_HOLE not set, but hole offset @1@ length @2@ at @3@/@4@

[Description]

BKPIMAGE\_HAS\_HOLE not set, but hole offset is provided

[System Processing]

Processing aborts

[Action]

To investigate the cause of the occurrence from the message, and remove cause.

## 2.75.52 17861

---

### BKPIMAGE\_HAS\_HOLE set, but hole offset @1@ length @2@ block image length @3@ at @4@/@5@

[Description]

BKPIMAGE\_HAS\_HOLE set, but hole offset is not provided

[System Processing]

Processing aborts

[Action]

To investigate the cause of the occurrence from the message, and remove cause.

## 2.75.53 17862

---

---

### **BKPIMAGE\_IS\_COMPRESSED set, but block image length @1@ at @2@/@3@**

[Description]

BKPIMAGE\_IS\_COMPRESSED set, but block image length is not provided.

[System Processing]

Processing aborts

[Action]

To investigate the cause of the occurrence from the message, and remove cause.

---

## **2.75.54 17863**

---

### **cannot allocate multiple Perl interpreters on this platform**

[Description]

cannot allocate multiple Perl interpreters on this platform

[System Processing]

Processing aborts

[Action]

To investigate the cause of the occurrence from the message, and remove cause.

---

## **2.75.55 17864**

---

### **cannot alter type of a column used in a policy definition**

[Description]

cannot alter type of a column used in a policy definition

[System Processing]

Processing aborts

[Action]

To investigate the cause of the occurrence from the message, and remove cause.

---

## **2.75.56 17865**

---

### **cannot call @1@ on a non-object**

[Description]

The parameter is not a Json Object

[System Processing]

Processing aborts

[Action]

To investigate the cause of the occurrence from the message, and remove cause.

---

## **2.75.57 17866**

---

### **cannot change logged status of table "@1@" because it is temporary**

[Description]

Temporary table logged status cannot be changed

[System Processing]

Processing aborts

[Action]

To investigate the cause of the occurrence from the message, and remove cause.

## 2.75.58 17867

---

### cannot copy from materialized view "@1@"

[Description]

Copy command cannot be executed on a materialized view

[System Processing]

Processing aborts

[Action]

To investigate the cause of the occurrence from the message, and remove cause.

## 2.75.59 17868

---

### cannot delete tuples during a parallel operation

[Description]

Delete operation is not allowed in parallel mode

[System Processing]

Processing aborts

[Action]

To investigate the cause of the occurrence from the message, and remove cause.

## 2.75.60 17869

---

### cannot determine OID of function lo\_lseek64

[Description]

lo\_lseek64 function is not defined

[System Processing]

Processing aborts

[Action]

To investigate the cause of the occurrence from the message, and remove cause.

## 2.75.61 17870

---

### cannot determine OID of function lo\_tell64

[Description]

lo\_tell64 function is not defined

[System Processing]

Processing aborts

[Action]

To investigate the cause of the occurrence from the message, and remove cause.

## 2.75.62 17871

---

**cannot determine OID of function lo\_truncate64**

[Description]

lo\_truncate64 function is not defined

[System Processing]

Processing aborts

[Action]

To investigate the cause of the occurrence from the message, and remove cause.

## 2.75.63 17872

---

**cannot display a value of a shell type**

[Description]

Shell type cannot be displayed

[System Processing]

Processing aborts

[Action]

To investigate the cause of the occurrence from the message, and remove cause.

## 2.75.64 17873

---

**cannot duplicate null pointer (internal error)**

[Description]

The given input is a null pointer

[System Processing]

Processing aborts

[Action]

To investigate the cause of the occurrence from the message, and remove cause.

## 2.75.65 17874

---

**cannot refresh materialized view "@1@" concurrently**

[Description]

Cannot refresh materialized view concurrently

[System Processing]

Processing aborts

[Action]

To investigate the cause of the occurrence from the message, and remove cause.

## 2.75.66 17875

---

### cannot set system attribute "@1@"

[Description]

Cannot set system attributes

[System Processing]

Processing aborts

[Action]

To investigate the cause of the occurrence from the message, and remove cause.

## 2.75.67 17876

---

### cannot setup replication origin when one is already setup

[Description]

replication origin is already setup

[System Processing]

Processing aborts

[Action]

To investigate the cause of the occurrence from the message, and remove cause.

## 2.75.68 17877

---

### cannot use DISTINCT with WITHIN GROUP

[Description]

cannot use DISTINCT with WITHIN GROUP

[System Processing]

Processing aborts

[Action]

To investigate the cause of the occurrence from the message, and remove cause.

## 2.75.69 17878

---

### cannot use multiple ORDER BY clauses with WITHIN GROUP

[Description]

cannot use multiple ORDER BY clauses with WITHIN GROUP sql query

[System Processing]

Processing aborts

[Action]

To investigate the cause of the occurrence from the message, and remove cause.

## 2.75.70 17879

---

### cannot use special role specifier in DROP ROLE

[Description]

cannot use special role specifier in DROP ROLE

[System Processing]

Processing aborts

[Action]

To investigate the cause of the occurrence from the message, and remove cause.

## 2.75.71 17880

---

### cannot use VARIADIC with WITHIN GROUP

[Description]

cannot use VARIADIC with WITHIN GROUP

[System Processing]

Processing aborts

[Action]

To investigate the cause of the occurrence from the message, and remove cause.

## 2.75.72 17881

---

### constraint "@1@" of relation "@2@" is not a foreign key constraint

[Description]

constraint is not a foreign key constraint

[System Processing]

Processing aborts

[Action]

To investigate the cause of the occurrence from the message, and remove cause.

## 2.75.73 17882

---

### conversion from numeric to Decimal failed

[Description]

conversion from numeric to Decimal failed

[System Processing]

Processing aborts

[Action]

To investigate the cause of the occurrence from the message, and remove cause.

## 2.75.74 17883

---



---

**COPY data transfer failed: @1@****[Description]**

Failed in data transfer of COPY command

**[System Processing]**

Processing aborts

**[Action]**

To investigate the cause of the occurrence from the message, and remove cause.

---

**2.75.75 17884**

---

**corrupted line pointer: offset = @1@, size = @2@****[Description]**

item pointer of a page is corrupted

**[System Processing]**

Processing aborts

**[Action]**

To investigate the cause of the occurrence from the message, and remove cause.

---

**2.75.76 17885**

---

**could not change table "@1@" to logged because it references unlogged table "@2@"****[Description]**

could not change table logged status because it references unlogged table

**[System Processing]**

Processing aborts

**[Action]**

To investigate the cause of the occurrence from the message, and remove cause.

---

**2.75.77 17886**

---

**could not change table "@1@" to unlogged because it references logged table "@2@"****[Description]**

could not change table logged status because it references logged table

**[System Processing]**

Processing aborts

**[Action]**

To investigate the cause of the occurrence from the message, and remove cause.

---

**2.75.78 17887**

---

**could not close directory "@1@" : @2@**

[Description]

Failure in closing a directory

[System Processing]

Processing aborts

[Action]

To investigate the cause of the occurrence from the message, and remove cause.

## 2.75.79 17888

---

### could not close directory "@1@": @2@

[Description]

Failure in closing a directory

[System Processing]

Processing aborts

[Action]

To investigate the cause of the occurrence from the message, and remove cause.

## 2.75.80 17889

---

### could not close file "@1@": @2@

[Description]

Failure in file close

[System Processing]

Processing aborts

[Action]

To investigate the cause of the occurrence from the message, and remove cause.

## 2.75.81 17890

---

### could not close pipe to external command: @1@

[Description]

Failure in closing the pipe command to external command

[System Processing]

Processing aborts

[Action]

To investigate the cause of the occurrence from the message, and remove cause.

## 2.75.82 17891

---

### could not close target file "@1@": @2@

[Description]

Failure in closing target file

[System Processing]

Processing aborts

[Action]

To investigate the cause of the occurrence from the message, and remove cause.

## 2.75.83 17892

---

**could not convert Python Unicode object to bytes**

[Description]

could not convert Python Unicode object to bytes

[System Processing]

Processing aborts

[Action]

To investigate the cause of the occurrence from the message, and remove cause.

## 2.75.84 17893

---

**could not create any Unix-domain sockets**

[Description]

Failure in creating Unix-domain sockets

[System Processing]

Processing aborts

[Action]

To investigate the cause of the occurrence from the message, and remove cause.

## 2.75.85 17894

---

**could not create directory "@1@": @2@**

[Description]

Failure in creating a directory

[System Processing]

Processing aborts

[Action]

To investigate the cause of the occurrence from the message, and remove cause.

## 2.75.86 17895

---

**could not create internal procedure "@1@": @2@**

[Description]

could not create internal procedure

[System Processing]

Processing aborts

[Action]

To investigate the cause of the occurrence from the message, and remove cause.

## 2.75.87 17896

---

### could not create symbolic link "@1@": @2@

[Description]

Failure in creating a symbolic link

[System Processing]

Processing aborts

[Action]

To investigate the cause of the occurrence from the message, and remove cause.

## 2.75.88 17897

---

### could not execute command "@1@": @2@

[Description]

could not execute command if it is not copy stream

[System Processing]

Processing aborts

[Action]

To investigate the cause of the occurrence from the message, and remove cause.

## 2.75.89 17898

---

### could not import a module for Decimal constructor

[Description]

Non decimal data found

[System Processing]

Processing aborts

[Action]

To investigate the cause of the occurrence from the message, and remove cause.

## 2.75.90 17899

---

### could not initialize globals

[Description]

could not initialize globals in pl/python function

[System Processing]

Processing aborts

[Action]

To investigate the cause of the occurrence from the message, and remove cause.

## 2.76 Message Numbers Beginning with 17900

---

### 2.76.1 17901

---

#### could not look up effective user ID @1@: @2@

[Description]

Getting the current user details failed

[System Processing]

Processing aborts

[Action]

To investigate the cause of the occurrence from the message, and remove cause.

### 2.76.2 17902

---

#### could not look up local user ID @1@: @2@

[Description]

Lookup user name failed

[System Processing]

Processing aborts

[Action]

To investigate the cause of the occurrence from the message, and remove cause.

### 2.76.3 17903

---

#### could not map dynamic shared memory segment

[Description]

Attaching to a dynamci shared memory segment failed.

[System Processing]

Processing aborts

[Action]

To investigate the cause of the occurrence from the message, and remove cause.

### 2.76.4 17904

---

#### could not open directory "@1@": @2@

[Description]

Failure in opening the directory

[System Processing]

Processing aborts

[Action]

To investigate the cause of the occurrence from the message, and remove cause.

## 2.76.5 17905

---

**could not open file "@1@" for reading: @2@**

[Description]

Failure in opening a file

[System Processing]

Processing aborts

[Action]

To investigate the cause of the occurrence from the message, and remove cause.

## 2.76.6 17906

---

**could not open file "@1@" for truncation: @2@**

[Description]

Failure in opening a file for truncating its size

[System Processing]

Processing aborts

[Action]

To investigate the cause of the occurrence from the message, and remove cause.

## 2.76.7 17907

---

**could not open file "@1@": @2@**

[Description]

Failure in opening the file

[System Processing]

Processing aborts

[Action]

To investigate the cause of the occurrence from the message, and remove cause.

## 2.76.8 17908

---

**could not open parent table of index @1@**

[Description]

Failure in opening the parent relation of an index

[System Processing]

Processing aborts

[Action]

To investigate the cause of the occurrence from the message, and remove cause.

## 2.76.9 17909

---

---

### could not open source file "@1@": @2@

[Description]

Failure in opening a source file

[System Processing]

Processing aborts

[Action]

To investigate the cause of the occurrence from the message, and remove cause.

---

## 2.76.10 17910

---

### could not open target file "@1@": @2@

[Description]

Failure in opening target file

[System Processing]

Processing aborts

[Action]

To investigate the cause of the occurrence from the message, and remove cause.

---

## 2.76.11 17911

---

### could not read directory "@1@": @2@

[Description]

Failure in reading from a directory

[System Processing]

Processing aborts

[Action]

To investigate the cause of the occurrence from the message, and remove cause.

---

## 2.76.12 17912

---

### could not read directory "@1@": @2@

[Description]

Failure in reading from a directory

[System Processing]

Processing aborts

[Action]

To investigate the cause of the occurrence from the message, and remove cause.

---

## 2.76.13 17913

---

### could not read file "@1@": @2@

[Description]

Failure in reading a file

[System Processing]

Processing aborts

[Action]

To investigate the cause of the occurrence from the message, and remove cause.

## 2.76.14 17914

---

### could not read symbolic link "@1@": @2@

[Description]

Failure in reading a symbolic link

[System Processing]

Processing aborts

[Action]

To investigate the cause of the occurrence from the message, and remove cause.

## 2.76.15 17915

---

### could not read time zone file "@1@": @2@

[Description]

Failure in reading timezone file

[System Processing]

Processing aborts

[Action]

To investigate the cause of the occurrence from the message, and remove cause.

## 2.76.16 17916

---

### could not remove directory "@1@": @2@

[Description]

Failure in removing a directory

[System Processing]

Processing aborts

[Action]

To investigate the cause of the occurrence from the message, and remove cause.

## 2.76.17 17917

---

### could not remove file "@1@": @2@

[Description]

Failure in removing a file



[System Processing]

Processing aborts

[Action]

To investigate the cause of the occurrence from the message, and remove cause.

## 2.76.18 17918

---

**could not remove symbolic link "@1@": @2@**

[Description]

Failure in removing a symolic link

[System Processing]

Processing aborts

[Action]

To investigate the cause of the occurrence from the message, and remove cause.

## 2.76.19 17920

---

**could not seek in source file: @1@**

[Description]

Failure in executing seek system call in source file

[System Processing]

Processing aborts

[Action]

To investigate the cause of the occurrence from the message, and remove cause.

## 2.76.20 17921

---

**could not seek in target file "@1@": @2@**

[Description]

Failure in executing seek system call in target file

[System Processing]

Processing aborts

[Action]

To investigate the cause of the occurrence from the message, and remove cause.

## 2.76.21 17923

---

**could not split return value from trigger: @1@**

[Description]

Trigger return value couldn't be splitted

[System Processing]

Processing aborts

[Action]

To investigate the cause of the occurrence from the message, and remove cause.

## 2.76.22 17924

---

### could not stat file "@1@": @2@

[Description]

stat system call failed on a file

[System Processing]

Processing aborts

[Action]

To investigate the cause of the occurrence from the message, and remove cause.

## 2.76.23 17925

---

### could not stat file "@1@": @2@

[Description]

Failure in stat system call

[System Processing]

Processing aborts

[Action]

To investigate the cause of the occurrence from the message, and remove cause.

## 2.76.24 17926

---

### could not truncate file "@1@" to @2@: @3@

[Description]

Failure in truncating a file

[System Processing]

Processing aborts

[Action]

To investigate the cause of the occurrence from the message, and remove cause.

## 2.76.25 17927

---

### could not write file "@1@": @2@

[Description]

Failure in writing to a file

[System Processing]

Processing aborts

[Action]

To investigate the cause of the occurrence from the message, and remove cause.

## 2.76.26 17928

---

### could not write to file "@1@", wrote @2@ of @3@: @4@

[Description]

Failure in writing to a file.

[System Processing]

Processing aborts

[Action]

To investigate the cause of the occurrence from the message, and remove cause.

## 2.76.27 17929

---

### data file "@1@" in source is not a regular file

[Description]

The data file is not a regular file

[System Processing]

Processing aborts

[Action]

To investigate the cause of the occurrence from the message, and remove cause.

## 2.76.28 17930

---

### database connection requirement not indicated during registration

[Description]

database connection requirement not indicated during background worker registration

[System Processing]

Processing aborts

[Action]

To investigate the cause of the occurrence from the message, and remove cause.

## 2.76.29 17931

---

### declared name @1@ is already defined

[Description]

declared name has been defined already

[System Processing]

Processing aborts

[Action]

To investigate the cause of the occurrence from the message, and remove cause.

## 2.76.30 17934

---

---

### **EVP error code @1@**

[Description]

Non zero error message. The error number returned by ERR\_get\_error

[System Processing]

Processing aborts

[Action]

To investigate the cause of the occurrence from the message, and remove cause.

---

## **2.76.31 17935**

---

### **EVP error code @1@**

[Description]

EVP error code

[System Processing]

Processing aborts

[Action]

To investigate the cause of the occurrence from the message, and remove cause.

---

## **2.76.32 17936**

---

### **FOR value should be positive integer**

[Description]

FOR loop value should be positive integer

[System Processing]

Processing aborts

[Action]

To investigate the cause of the occurrence from the message, and remove cause.

---

## **2.76.33 17937**

---

### **foreign key referenced-columns list must not contain duplicates**

[Description]

The provided foreign key referenced-columns list contain duplicates

[System Processing]

Processing aborts

[Action]

To investigate the cause of the occurrence from the message, and remove cause.

---

## **2.76.34 17938**

---

### **foreign-data wrapper "@1@" does not support IMPORT FOREIGN SCHEMA**

[Description]

IMPORT FOREIGN SCHEMA doesn't supported by the foerign data wrapper

[System Processing]

Processing aborts

[Action]

To investigate the cause of the occurrence from the message, and remove cause.

## 2.76.35 17939

---

### improper use of "\*"

[Description]

improper use of "\"\*" in the indirection reference

[System Processing]

Processing aborts

[Action]

To investigate the cause of the occurrence from the message, and remove cause.

## 2.76.36 17941

---

### initial position must not be null

[Description]

First member of the array must not be nul

[System Processing]

Processing aborts

[Action]

To investigate the cause of the occurrence from the message, and remove cause.

## 2.76.37 17942

---

### invalid action (CREATE) for regular file

[Description]

Regular files are created with open\_target\_file function, not with this

[System Processing]

Processing aborts

[Action]

To investigate the cause of the occurrence from the message, and remove cause.

## 2.76.38 17943

---

### invalid block\_id @1@ at @2@/@3@

[Description]

invalid block\_id in WAL record

[System Processing]

Processing aborts

[Action]

To investigate the cause of the occurrence from the message, and remove cause.

## 2.76.39 17944

---

**Invalid character value.**

[Description]

Invalid XML character value.

[System Processing]

Processing aborts

[Action]

To investigate the cause of the occurrence from the message, and remove cause.

## 2.76.40 17945

---

**invalid compressed image at @1 @/@2@, block @3@**

[Description]

The provided index is not a BRIN index

[System Processing]

Processing aborts

[Action]

To investigate the cause of the occurrence from the message, and remove cause.

## 2.76.41 17947

---

**invalid input syntax for type @1@: "@2@"**

[Description]

invalid input syntax for type txid\_snapshot

[System Processing]

Processing aborts

[Action]

To investigate the cause of the occurrence from the message, and remove cause.

## 2.76.42 17948

---

**invalid line number: @1@**

[Description]

Provided line number is wrong in the sql query

[System Processing]

Processing aborts

[Action]

To investigate the cause of the occurrence from the message, and remove cause.

## 2.76.43 17949

---

### invalid magic number in dynamic shared memory segment

[Description]

Invalid dynamic shared memory segment

[System Processing]

Processing aborts

[Action]

To investigate the cause of the occurrence from the message, and remove cause.

## 2.76.44 17950

---

### invalid MultiXactId: @1@

[Description]

Invalid multixactid parameter

[System Processing]

Processing aborts

[Action]

To investigate the cause of the occurrence from the message, and remove cause.

## 2.76.45 17951

---

### invalid value "@1@" for "@2@"

[Description]

Invalid argument

[System Processing]

Processing aborts

[Action]

To investigate the cause of the occurrence from the message, and remove cause.

## 2.76.46 17953

---

### invalid value in ECOBPG\_NCHAR on line @1@. The valid value is UTF16LE/ UTF16BE/ UTF32LE/ UTF32BE/ SJIS/ COBOL\_EUC.

[Description]

Invalid ECOBPG\_NCHAR environment variable value

[System Processing]

Processing aborts

[Action]

To investigate the cause of the occurrence from the message, and remove cause.

## 2.76.47 17954

---

### **Junk view columns are not updatable.**

[Description]

Write operation Junk view columns are not updatable.

[System Processing]

Processing aborts

[Action]

To investigate the cause of the occurrence from the message, and remove cause.

## 2.76.48 17955

---

### **length of nvarchar type is not assigned**

[Description]

length of nvarchar type is not assigned

[System Processing]

Processing aborts

[Action]

To investigate the cause of the occurrence from the message, and remove cause.

## 2.76.49 17956

---

### **local user with ID @1@ does not exist**

[Description]

Lookup user name failed

[System Processing]

Processing aborts

[Action]

To investigate the cause of the occurrence from the message, and remove cause.

## 2.76.50 17957

---

### **lost connection to parallel worker**

[Description]

Error while reading message queue may caused the worker to be shutdown

[System Processing]

Processing aborts

[Action]

To investigate the cause of the occurrence from the message, and remove cause.



## 2.76.51 17958

---

### Malformed declaration: missing version.

[Description]

Version number missing in xml document/content

[System Processing]

Processing aborts

[Action]

To investigate the cause of the occurrence from the message, and remove cause.

## 2.76.52 17959

---

### Missing encoding in text declaration.

[Description]

missing encoding in xml document/content

[System Processing]

Processing aborts

[Action]

To investigate the cause of the occurrence from the message, and remove cause.

## 2.76.53 17960

---

### more than one row returned for \\gset

[Description]

more than one row returned for \\gset command

[System Processing]

Processing aborts

[Action]

To investigate the cause of the occurrence from the message, and remove cause.

## 2.76.54 17961

---

### must be owner of event trigger @1@

[Description]

must be owner of the even trigger

[System Processing]

Processing aborts

[Action]

To investigate the cause of the occurrence from the message, and remove cause.

## 2.76.55 17962

---

---

**national characters is not supported on non-utf8 databases.**

[Description]

national characters is not supported on non-utf8 databases.

[System Processing]

Processing aborts

[Action]

To investigate the cause of the occurrence from the message, and remove cause.

---

## 2.76.56 17963

---

**neither BKPIMAGE\_HAS\_HOLE nor BKPIMAGE\_IS\_COMPRESSED set, but block image length is @1@ at @2@/@3@**

[Description]

neither BKPIMAGE\_HAS\_HOLE nor BKPIMAGE\_IS\_COMPRESSED set, but block impage length is provided

[System Processing]

Processing aborts

[Action]

To investigate the cause of the occurrence from the message, and remove cause.

---

## 2.76.57 17964

---

**nested service specifications not supported in service file "@1@", line @2@**

[Description]

nested service specifications not supported in service file

[System Processing]

Processing aborts

[Action]

To investigate the cause of the occurrence from the message, and remove cause.

---

## 2.76.58 17965

---

**no Decimal attribute in module**

[Description]

no Decimal attribute in module

[System Processing]

Processing aborts

[Action]

To investigate the cause of the occurrence from the message, and remove cause.

---

## 2.76.59 17966

---

**no EVP error reported**

[Description]

The errorcode returned by ERR\_get\_error() function is zero.

[System Processing]

Processing aborts

[Action]

To investigate the cause of the occurrence from the message, and remove cause.

## 2.76.60 17967

---

### no rows returned for \gset

[Description]

no rows returned for \gset command

[System Processing]

Processing aborts

[Action]

To investigate the cause of the occurrence from the message, and remove cause.

## 2.76.61 17968

---

### no SSL error reported

[Description]

no SSL error reported

[System Processing]

Processing aborts

[Action]

To investigate the cause of the occurrence from the message, and remove cause.

## 2.76.62 17969

---

### not enough arguments for cursor "@1@"

[Description]

syntax error

[System Processing]

Processing aborts

[Action]

To investigate the cause of the occurrence from the message, and remove cause.

## 2.76.63 17970

---

### number of parameters must be between 0 and 65535

[Description]

number of parameters must be between 0 and 65535

[System Processing]

Processing aborts

[Action]

To investigate the cause of the occurrence from the message, and remove cause.

## 2.76.64 17972

---

### operator not allowed in variable definition

[Description]

Only sizeof operation is allowed in variable definition

[System Processing]

Processing aborts

[Action]

To investigate the cause of the occurrence from the message, and remove cause.

## 2.76.65 17973

---

### operator too long

[Description]

The length of the operator is more than or equal to 64 characters

[System Processing]

Processing aborts

[Action]

To investigate the cause of the occurrence from the message, and remove cause.

## 2.76.66 17974

---

### out of memory

[Description]

out of memory

[System Processing]

Processing aborts

[Action]

To investigate the cause of the occurrence from the message, and remove cause.

## 2.76.67 17975

---

### out of memory

[Description]

out of memory

[System Processing]

Processing aborts

[Action]

To investigate the cause of the occurrence from the message, and remove cause.

## 2.76.68 17976

---

**out-of-order block\_id @1 @ at @2@/@3@**

[Description]

Out-of-order blocks in WAL record

[System Processing]

Processing aborts

[Action]

To investigate the cause of the occurrence from the message, and remove cause.

## 2.76.69 17977

---

**Parsing XML declaration: '?>' expected.**

[Description]

Provided XML declaration is unfinished

[System Processing]

Processing aborts

[Action]

To investigate the cause of the occurrence from the message, and remove cause.

## 2.76.70 17978

---

**pclose failed: @1 @**

[Description]

pclose system call failed

[System Processing]

Processing aborts

[Action]

To investigate the cause of the occurrence from the message, and remove cause.

## 2.76.71 17979

---

**permission denied to reassign objects**

[Description]

Insufficient privileges on the object

[System Processing]

Processing aborts

[Action]

To investigate the cause of the occurrence from the message, and remove cause.

## 2.76.72 17980

---

### **pgpipe: could not accept connection: error code @1@**

[Description]

Failure in reading a symbolic link

[System Processing]

Processing aborts

[Action]

To investigate the cause of the occurrence from the message, and remove cause.

## 2.76.73 17981

---

### **record with invalid length at @1@/@2@**

[Description]

record with invalid length in WAL record

[System Processing]

Processing aborts

[Action]

To investigate the cause of the occurrence from the message, and remove cause.

## 2.76.74 17982

---

### **requested character not valid for encoding: @1@**

[Description]

Invalid character for the encoding

[System Processing]

Processing aborts

[Action]

To investigate the cause of the occurrence from the message, and remove cause.

## 2.76.75 17984

---

### **source file list is empty**

[Description]

Source file list is empty

[System Processing]

Processing aborts

[Action]

To investigate the cause of the occurrence from the message, and remove cause.

## 2.76.76 17985

---

---

**Space required.****[Description]**

Space required in the specified location of XML content.

**[System Processing]**

Processing aborts

**[Action]**

To investigate the cause of the occurrence from the message, and remove cause.

---

**2.76.77 17986**

---

**SPI\_execute failed: @1@****[Description]**

Failure in SPI\_execute function

**[System Processing]**

Processing aborts

**[Action]**

To investigate the cause of the occurrence from the message, and remove cause.

---

**2.76.78 17987**

---

**SPI\_execute\_plan failed: @1@****[Description]**

Failure in SPI\_execute\_plan function

**[System Processing]**

Processing aborts

**[Action]**

To investigate the cause of the occurrence from the message, and remove cause.

---

**2.76.79 17988**

---

**SSL error code @1@****[Description]**

SSL has reported some error

**[System Processing]**

Processing aborts

**[Action]**

To investigate the cause of the occurrence from the message, and remove cause.

---

**2.76.80 17989**

---

**standalone accepts only 'yes' or 'no'.**

[Description]

XML standalone accepts only 'yes' or 'no'.

[System Processing]

Processing aborts

[Action]

To investigate the cause of the occurrence from the message, and remove cause.

## 2.76.81 17990

---

### STDIN/STDOUT not allowed with PROGRAM

[Description]

STDIN/STDOUT not allowed with PROGRAM in copy command

[System Processing]

Processing aborts

[Action]

To investigate the cause of the occurrence from the message, and remove cause.

## 2.76.82 17991

---

### symbolic link "@1@" target is too long

[Description]

Symbolic link target length is more than the specified length

[System Processing]

Processing aborts

[Action]

To investigate the cause of the occurrence from the message, and remove cause.

## 2.76.83 17992

---

### symbolic link target too long for tar format: file name "@1@", target "@2@"

[Description]

provided symbolic link target name is too long for tar format

[System Processing]

Processing aborts

[Action]

To investigate the cause of the occurrence from the message, and remove cause.

## 2.76.84 17993

---

### tablesample method @1@ requires @2@ argument, not @3@

[Description]

Invalid number of tablespample arguments



[System Processing]

Processing aborts

[Action]

To investigate the cause of the occurrence from the message, and remove cause.

## 2.76.85 17995

---

**The server (version @1@) does not support editing function source.**

[Description]

The server does not support editing function source.

[System Processing]

Processing aborts

[Action]

To investigate the cause of the occurrence from the message, and remove cause.

## 2.76.86 17996

---

**time zone "@1@" appears to use leap seconds**

[Description]

The provided timezone appears to have leap seconds

[System Processing]

Processing aborts

[Action]

To investigate the cause of the occurrence from the message, and remove cause.

## 2.76.87 17997

---

**too many arguments for cursor "@1@"**

[Description]

syntax error

[System Processing]

Processing aborts

[Action]

To investigate the cause of the occurrence from the message, and remove cause.

## 2.76.88 17999

---

**type modifier cannot have ORDER BY**

[Description]

type modifier cannot have ORDER BY clause

[System Processing]

Processing aborts

[Action]

To investigate the cause of the occurrence from the message, and remove cause.

## 2.77 Message Numbers Beginning with 18000

---

### 2.77.1 18000

---

#### unexpected EOF while reading file "@1@"

[Description]

unexpected EOF reach while reading file

[System Processing]

Processing aborts

[Action]

To investigate the cause of the occurrence from the message, and remove cause.

### 2.77.2 18001

---

#### unexpected page modification for directory or symbolic link "@1@"

[Description]

unexpected page modification for directory or symbolic link

[System Processing]

Processing aborts

[Action]

To investigate the cause of the occurrence from the message, and remove cause.

### 2.77.3 18002

---

#### unexpected result set after end-of-streaming

[Description]

unexpected data after end-of-streaming

[System Processing]

Processing aborts

[Action]

To investigate the cause of the occurrence from the message, and remove cause.

### 2.77.4 18003

---

#### unexpected result status for \watch

[Description]

unexpected result status for \watch command

[System Processing]

Processing aborts

[Action]

To investigate the cause of the occurrence from the message, and remove cause.

## 2.77.5 18004

---

### unexpected standby message type "@1@", after receiving CopyDone

[Description]

unexpected standby message type after copyDone

[System Processing]

Processing aborts

[Action]

To investigate the cause of the occurrence from the message, and remove cause.

## 2.77.6 18005

---

### Unix-domain socket path "@1@" is too long (maximum @2@ bytes)

[Description]

unix-domain socket path has crossed more than 100 bytes

[System Processing]

Processing aborts

[Action]

To investigate the cause of the occurrence from the message, and remove cause.

## 2.77.7 18006

---

### UNNEST() with multiple arguments cannot have a column definition list

[Description]

UNNEST() with multiple arguments cannot have a column definition list

[System Processing]

Processing aborts

[Action]

To investigate the cause of the occurrence from the message, and remove cause.

## 2.77.8 18008

---

### Unrecognized libxml error code: @1@.

[Description]

Unknown code error - the default error

[System Processing]

Processing aborts

[Action]

To investigate the cause of the occurrence from the message, and remove cause.

## 2.77.9 18009

---

### unrecognized object type in default privileges: @1@

[Description]

Unrecognized object type

[System Processing]

Processing aborts

[Action]

To investigate the cause of the occurrence from the message, and remove cause.

## 2.77.10 18010

---

### unterminated /\* comment

[Description]

unterminated /\* comment in the sql query

[System Processing]

Processing aborts

[Action]

To investigate the cause of the occurrence from the message, and remove cause.

## 2.77.11 18011

---

### User "@1@" has an expired password.

[Description]

user's password has been expired

[System Processing]

Processing aborts

[Action]

To investigate the cause of the occurrence from the message, and remove cause.

## 2.77.12 18012

---

### User "@1@" has no password assigned.

[Description]

no password has assigned to user

[System Processing]

Processing aborts

[Action]

To investigate the cause of the occurrence from the message, and remove cause.

## 2.77.13 18013

---

---

**user name lookup failure: error code @1@****[Description]**

Lookup user name failed

**[System Processing]**

Processing aborts

**[Action]**

To investigate the cause of the occurrence from the message, and remove cause.

---

**2.77.14 18014**

---

**View columns that are not columns of their base relation are not updatable.****[Description]**

Write operation View columns that are not columns of their base relation are not updatable.

**[System Processing]**

Processing aborts

**[Action]**

To investigate the cause of the occurrence from the message, and remove cause.

---

**2.77.15 18015**

---

**View columns that refer to system columns are not updatable.****[Description]**

Write operation View columns that refer to system columns are not updatable.

**[System Processing]**

Processing aborts

**[Action]**

To investigate the cause of the occurrence from the message, and remove cause.

---

**2.77.16 18016**

---

**View columns that return whole-row references are not updatable.****[Description]**

Write operation View columns that return whole-row references are not updatable.

**[System Processing]**

Processing aborts

**[Action]**

To investigate the cause of the occurrence from the message, and remove cause.

---

**2.77.17 18017**

---

**Views containing DISTINCT are not automatically updatable.**

[Description]

Write operation Views containing DISTINCT clause are not automatically updatable.

[System Processing]

Processing aborts

[Action]

To investigate the cause of the occurrence from the message, and remove cause.

## 2.77.18 18018

---

### Views containing GROUP BY are not automatically updatable.

[Description]

Write operation Views containing GROUP BY clause are not automatically updatable.

[System Processing]

Processing aborts

[Action]

To investigate the cause of the occurrence from the message, and remove cause.

## 2.77.19 18019

---

### Views containing HAVING are not automatically updatable.

[Description]

Write operation Views containing HAVING clause are not automatically updatable.

[System Processing]

Processing aborts

[Action]

To investigate the cause of the occurrence from the message, and remove cause.

## 2.77.20 18020

---

### Views containing LIMIT or OFFSET are not automatically updatable.

[Description]

write operation Views containing LIMIT or OFFSET are not automatically updatable.

[System Processing]

Processing aborts

[Action]

To investigate the cause of the occurrence from the message, and remove cause.

## 2.77.21 18021

---

### Views containing TABLESAMPLE are not automatically updatable.

[Description]

Write operation Views containing TABLESAMPLE are not automatically updatable.

[System Processing]

Processing aborts

[Action]

To investigate the cause of the occurrence from the message, and remove cause.

## 2.77.22 18022

---

**Views containing UNION, INTERSECT, or EXCEPT are not automatically updatable.**

[Description]

Write operation Views containing UNION, INTERSECT, or EXCEPT are not automatically updatable.

[System Processing]

Processing aborts

[Action]

To investigate the cause of the occurrence from the message, and remove cause.

## 2.77.23 18023

---

**Views containing WITH are not automatically updatable.**

[Description]

Write operation Views containing WITH are not automatically updatable.

[System Processing]

Processing aborts

[Action]

To investigate the cause of the occurrence from the message, and remove cause.

## 2.77.24 18024

---

**Views that do not select from a single table or view are not automatically updatable.**

[Description]

Write operation Views that do not select from a single table or view are not automatically updatable.

[System Processing]

Processing aborts

[Action]

To investigate the cause of the occurrence from the message, and remove cause.

## 2.77.25 18025

---

**Views that have no updatable columns are not automatically updatable.**

[Description]

Write operation Views that have no updatable columns are not automatically updatable.

[System Processing]

Processing aborts

[Action]

To investigate the cause of the occurrence from the message, and remove cause.

## 2.77.26 18026

---

### Views that return aggregate functions are not automatically updatable.

[Description]

Write operation Views that return aggregate functions are not automatically updatable.

[System Processing]

Processing aborts

[Action]

To investigate the cause of the occurrence from the message, and remove cause.

## 2.77.27 18027

---

### Views that return set-returning functions are not automatically updatable.

[Description]

Write operation Views that return set-returning functions are not automatically updatable.

[System Processing]

Processing aborts

[Action]

To investigate the cause of the occurrence from the message, and remove cause.

## 2.77.28 18028

---

### Views that return window functions are not automatically updatable.

[Description]

Write operation Views that return window functions are not automatically updatable.

[System Processing]

Processing aborts

[Action]

To investigate the cause of the occurrence from the message, and remove cause.

## 2.77.29 18029

---

### WAL file is from different database system: incorrect XLOG\_BLCKSZ in page header

[Description]

WAL file is from a different database not generated by these binaries because of mismatch in WAL block size

[System Processing]

Processing aborts

[Action]

To investigate the cause of the occurrence from the message, and remove cause.



## 2.77.30 18030

---

### WAL file is from different database system: incorrect XLOG\_SEG\_SIZE in page header

[Description]

WAL file is from a different database not generated by these binaries because of mismatch in WAL segment size

[System Processing]

Processing aborts

[Action]

To investigate the cause of the occurrence from the message, and remove cause.

## 2.77.31 18034

---

### window function @1@ cannot have WITHIN GROUP

[Description]

window function cannot have WITHIN GROUP

[System Processing]

Processing aborts

[Action]

To investigate the cause of the occurrence from the message, and remove cause.

## 2.77.32 18035

---

### window function @1@ requires an OVER clause

[Description]

True window functions must be called with a window definition

[System Processing]

Processing aborts

[Action]

To investigate the cause of the occurrence from the message, and remove cause.

## 2.77.33 18036

---

### WITH CHECK OPTION not supported on recursive views

[Description]

WITH CHECK OPTION not supported on recursive views

[System Processing]

Processing aborts

[Action]

To investigate the cause of the occurrence from the message, and remove cause.

## 2.77.34 18038

---

---

**"@1@" must be registered in shared\_preload\_libraries and session\_preload\_libraries**

[Description]

An error occurred.

[System Processing]

Processing will be aborted.

[Action]

To investigate the cause of the occurrence from the message, and remove cause.

---

## 2.77.35 18039

---

**"@1@" must be registered in shared\_preload\_libraries**

[Description]

An error occurred.

[System Processing]

Processing will be aborted.

[Action]

To investigate the cause of the occurrence from the message, and remove cause.

---

## 2.77.36 18044

---

**duplicate lock detected**

[Description]

An error occurred.

[System Processing]

Processing will be aborted.

[Action]

To investigate the cause of the occurrence from the message, and remove cause.

---

## 2.77.37 18049

---

**internal error. memory not allocated.**

[Description]

An error occurred.

[System Processing]

Processing will be aborted.

[Action]

To investigate the cause of the occurrence from the message, and remove cause.

---

## 2.77.38 18050

---

**internal error. unknown code.**

[Description]

An error occurred.

[System Processing]

Processing will be aborted.

[Action]

To investigate the cause of the occurrence from the message, and remove cause.

---

## 2.77.39 18058

---

### ROS has not been formatted yet.

[Description]

An error occurred.

[System Processing]

Processing will be aborted.

[Action]

To investigate the cause of the occurrence from the message, and remove cause.

---

## 2.77.40 18061

---

### could not read from SMC evacuating temporary file: @1@

[Description]

An error occurred during I/O processing in the database server.

[System Processing]

Processing will be aborted.

[Action]

To investigate the cause of the occurrence from the message, and remove cause.

---

## 2.77.41 18066

---

### vci\_index\_size requires 1 argument

[Description]

An error occurred.

[System Processing]

Processing will be aborted.

[Action]

To investigate the cause of the occurrence from the message, and remove cause.

---

## 2.77.42 18067

---

### cannot alter table because the table is indexed by VCI

[Description]

An error occurred during execution of the application or command.

[System Processing]

Processing will be aborted.

[Action]

Check the message text and confirm that the application is written correctly and the command is being used correctly.

---

## 2.77.43 18068

---

### ALTER INDEX SET TABLESPACE is not supported for VCI

[Description]

An error occurred during execution of the application or command.

[System Processing]

Processing will be aborted.

[Action]

Check the message text and confirm that the application is written correctly and the command is being used correctly.

---

## 2.77.44 18069

---

### REINDEX is not supported for VCI

[Description]

An error occurred during execution of the application or command.

[System Processing]

Processing will be aborted.

[Action]

Check the message text and confirm that the application is written correctly and the command is being used correctly.

---

## 2.77.45 18072

---

### access method "@1@" does not support EXCLUDE clause

[Description]

An error occurred during execution of the application or command.

[System Processing]

Processing will be aborted.

[Action]

Check the message text and confirm that the application is written correctly and the command is being used correctly.

---

## 2.77.46 18073

---

### access method "@1@" does not support index on temporary table

[Description]

An error occurred during execution of the application or command.

[System Processing]

Processing will be aborted.

[Action]

Check the message text and confirm that the application is written correctly and the command is being used correctly.

## 2.77.47 18074

---

### access method "@1@" does not support to CREATE INDEX on the expression

[Description]

An error occurred during execution of the application or command.

[System Processing]

Processing will be aborted.

[Action]

Check the message text and confirm that the application is written correctly and the command is being used correctly.

## 2.77.48 18075

---

### access method "@1@" does not support concurrent index drop

[Description]

An error occurred during execution of the application or command.

[System Processing]

Processing will be aborted.

[Action]

Check the message text and confirm that the application is written correctly and the command is being used correctly.

## 2.77.49 18076

---

### access method "@1@" does not support concurrent index build

[Description]

An error occurred during execution of the application or command.

[System Processing]

Processing will be aborted.

[Action]

Check the message text and confirm that the application is written correctly and the command is being used correctly.

## 2.77.50 18077

---

### access method "@1@" does not support partial-index

[Description]

An error occurred during execution of the application or command.

[System Processing]

Processing will be aborted.

[Action]

Check the message text and confirm that the application is written correctly and the command is being used correctly.

## 2.77.51 18078

---

### access method "@1@" does not support index on materialized view

[Description]

An error occurred during execution of the application or command.

[System Processing]

Processing will be aborted.

[Action]

Check the message text and confirm that the application is written correctly and the command is being used correctly.

## 2.77.52 18079

---

### compression buffer is full

[Description]

An unexpected error occurred.

[System Processing]

Processing will be aborted.

[Action]

Contact Fujitsu technical support.

## 2.77.53 18091

---

### could not start background process : postmaster died

[Description]

An error occurred.

[System Processing]

Processing will be aborted.

[Action]

To investigate the cause of the occurrence from the message, and remove cause.

## 2.77.54 18092

---

### could not stop background process

[Description]

An error occurred.

[System Processing]

Processing will be aborted.

[Action]

To investigate the cause of the occurrence from the message, and remove cause.

## 2.77.55 18093

---

---

### could not register background process

[Description]

An error occurred.

[System Processing]

Processing will be aborted.

[Action]

To investigate the cause of the occurrence from the message, and remove cause.

---

## 2.77.56 18097

---

### could not open file "@1@": @2@

[Description]

An error occurred during I/O processing in the database server.

[System Processing]

Processing will be aborted.

[Action]

To investigate the cause of the occurrence from the message, and remove cause.

---

## 2.77.57 18099

---

### out of memory

[Description]

There was insufficient free space in the server's memory during execution of the application.

[System Processing]

Processing will be aborted.

[Action]

Estimate memory usage and take the following action:

- If the number of simultaneous connections from client applications is high, reduce it.
- If the number of simultaneous SQL executions is high, reduce it.

---

## 2.78 Message Numbers Beginning with 18100

---

### 2.78.1 18103

---

#### could not identify a comparison function for type @1@

[Description]

An error occurred during execution of the application or command.

[System Processing]

Processing will be aborted.

[Action]

Check the message text and confirm that the application is written correctly and the command is being used correctly.

## 2.78.2 18104

---

### aggregate @1@ needs to have compatible input type and transition type

[Description]

An error occurred during execution of the application or command.

[System Processing]

Processing will be aborted.

[Action]

Check the message text and confirm that the application is written correctly and the command is being used correctly.

## 2.78.3 18105

---

### aggregate function calls cannot be nested

[Description]

An error occurred during execution of the application or command.

[System Processing]

Processing will be aborted.

[Action]

Check the message text and confirm that the application is written correctly and the command is being used correctly.

## 2.78.4 18106

---

### cannot pass more than @1@ argument to a function

[Description]

An error occurred during execution of the application or command.

[System Processing]

Processing will be aborted.

[Action]

Check the message text and confirm that the application is written correctly and the command is being used correctly.

## 2.78.5 18108

---

### value out of range: underflow

[Description]

An error occurred during execution of the application or command.

[System Processing]

Processing will be aborted.

[Action]

Check the message text and confirm that the application is written correctly and the command is being used correctly.

## 2.78.6 18109

---



---

### value out of range: overflow

[Description]

An error occurred during execution of the application or command.

[System Processing]

Processing will be aborted.

[Action]

Check the message text and confirm that the application is written correctly and the command is being used correctly.

---

## 2.78.7 18112

---

### access method "@1@" does not work under full\_page\_writes=off

[Description]

An error occurred.

[System Processing]

Processing will be aborted.

[Action]

To investigate the cause of the occurrence from the message, and remove cause.

---

## 2.78.8 18113

---

### slot name must not be null

[Description]

An error occurred during execution of the application or command.

[System Processing]

Processing will be aborted.

[Action]

Check the message text and confirm that the application is written correctly and the command is being used correctly.

---

## 2.78.9 18114

---

### options array must not be null

[Description]

An error occurred during execution of the application or command.

[System Processing]

Processing will be aborted.

[Action]

Check the message text and confirm that the application is written correctly and the command is being used correctly.

---

## 2.78.10 18115

---

### cannot create a RETURNING list for a relation containing dropped columns

[Description]

An error occurred during execution of the application or command.

[System Processing]

Processing will be aborted.

[Action]

Check the message text and confirm that the application is written correctly and the command is being used correctly.

## 2.78.11 18116

---

### path element at position @1@ is null

[Description]

An error occurred during execution of the application or command.

[System Processing]

Processing will be aborted.

[Action]

Check the message text and confirm that the application is written correctly and the command is being used correctly.

## 2.78.12 18117

---

### path element at position @1@ is not an integer: "@2@"

[Description]

An error occurred during execution of the application or command.

[System Processing]

Processing will be aborted.

[Action]

Check the message text and confirm that the application is written correctly and the command is being used correctly.

## 2.78.13 18118

---

### role with OID @1@ does not exist

[Description]

An error occurred during DB Server processing in the database.

[System Processing]

Processing will be aborted.

[Action]

Refer to this message together with the message that was output immediately beforehand.

## 2.78.14 18119

---

### BKPBLOCK\_HAS\_DATA not set, but data length is @1@ at @2@/@3@

[Description]

BKPBLOCK\_HAS\_DATA not set, but data length is present in WAL record

[System Processing]

Processing aborts

[Action]

To investigate the cause of the occurrence from the message, and remove cause.

## 2.78.15 18120

---

**BKPBLOCK\_HAS\_DATA set, but no data included at @1 @/ @2 @**

[Description]

BKPBLOCK\_HAS\_DATA set, but no data in WAL record

[System Processing]

Processing aborts

[Action]

To investigate the cause of the occurrence from the message, and remove cause.

## 2.78.16 18121

---

**BKPBLOCK\_SAME\_REL set but no previous rel at @1 @/ @2 @**

[Description]

BKPBLOCK\_SAME\_REL set but no previous rel is provided in WAL record

[System Processing]

Processing aborts

[Action]

To investigate the cause of the occurrence from the message, and remove cause.

## 2.78.17 18122

---

**BKPIMAGE\_HAS\_HOLE not set, but hole offset @1 @ length @2 @ at @3 @/ @4 @**

[Description]

BKPIMAGE\_HAS\_HOLE not set, but hole offset is provided

[System Processing]

Processing aborts

[Action]

To investigate the cause of the occurrence from the message, and remove cause.

## 2.78.18 18123

---

**BKPIMAGE\_HAS\_HOLE set, but hole offset @1 @ length @2 @ block image length @3 @ at @4 @/ @5 @**

[Description]

BKPIMAGE\_HAS\_HOLE set, but hole offset is not provided

[System Processing]

Processing aborts

[Action]

To investigate the cause of the occurrence from the message, and remove cause.

## 2.78.19 18124

---

### **BKPIMAGE\_IS\_COMPRESSED set, but block image length @1@ at @2@/@3@**

[Description]

BKPIMAGE\_IS\_COMPRESSED set, but block image length is not provided.

[System Processing]

Processing aborts

[Action]

To investigate the cause of the occurrence from the message, and remove cause.

## 2.78.20 18126

---

### **invalid block\_id @1@ at @2@/@3@**

[Description]

invalid block\_id in WAL record

[System Processing]

Processing aborts

[Action]

To investigate the cause of the occurrence from the message, and remove cause.

## 2.78.21 18127

---

### **neither BKPIMAGE\_HAS\_HOLE nor BKPIMAGE\_IS\_COMPRESSED set, but block image length is @1@ at @2@/@3@**

[Description]

neither BKPIMAGE\_HAS\_HOLE nor BKPIMAGE\_IS\_COMPRESSED set, but block image length is provided

[System Processing]

Processing aborts

[Action]

To investigate the cause of the occurrence from the message, and remove cause.

## 2.78.22 18128

---

### **out-of-order block\_id @1@ at @2@/@3@**

[Description]

Out-of-order blocks in WAL record

[System Processing]

Processing aborts

[Action]

To investigate the cause of the occurrence from the message, and remove cause.

## 2.78.23 18129

---

### could not look up effective user ID @1@: @2@

[Description]

Getting the current user details failed

[System Processing]

Processing aborts

[Action]

To investigate the cause of the occurrence from the message, and remove cause.

## 2.78.24 18130

---

### could not look up effective user ID @1@: @2@

[Description]

Getting the current user details failed

[System Processing]

Processing aborts

[Action]

To investigate the cause of the occurrence from the message, and remove cause.

## 2.78.25 18131

---

### pclose failed: @1@

[Description]

pclose system call failed

[System Processing]

Processing aborts

[Action]

To investigate the cause of the occurrence from the message, and remove cause.

## 2.78.26 18132

---

### pclose failed: @1@

[Description]

pclose system call failed

[System Processing]

Processing aborts

[Action]

To investigate the cause of the occurrence from the message, and remove cause.

## 2.78.27 18133

---

**pclose failed: @1 @**

[Description]

pclose system call failed

[System Processing]

Processing aborts

[Action]

To investigate the cause of the occurrence from the message, and remove cause.

## 2.78.28 18134

---

**pclose failed: @1 @**

[Description]

pclose system call failed

[System Processing]

Processing aborts

[Action]

To investigate the cause of the occurrence from the message, and remove cause.

## 2.78.29 18135

---

**Valid values are "none", "AES128", and "AES256".**

[Description]

Wrong tablespace encryption algorithm is passed during CREATE TABLESPACE command.

[System Processing]

Processing will be aborted

[Action]

To investigate the cause of the occurrence from the message, and remove cause.

## 2.78.30 18136

---

**parameter "parallel" must be SAFE, RESTRICTED, or UNSAFE**

[Description]

Invalid parallel option is passed for the function to be created with CREATE FUNCTION command.

[System Processing]

Processing will be aborted

[Action]

To investigate the cause of the occurrence from the message, and remove cause.

## 2.78.31 18137

---

---

**Sets the maximum number of parallel processes per executor node.**

[Description]

Terminated normally.

[System Processing]

Continues processing.

[Action]

No action required.

---

## 2.78.32 18139

---

**Sets the planner's estimate of the cost of passing each tuple (row) from worker to master backend.**

[Description]

Terminated normally.

[System Processing]

Continues processing.

[Action]

No action required.

---

## 2.78.33 18140

---

**Sets the planner's estimate of the cost of starting up worker processes for parallel query.**

[Description]

Terminated normally.

[System Processing]

Continues processing.

[Action]

No action required.

---

## 2.78.34 18144

---

**no EVP error reported**

[Description]

The errorcode returned by ERR\_get\_error() function is zero.

[System Processing]

Processing aborts

[Action]

To investigate the cause of the occurrence from the message, and remove cause.

---

## 2.78.35 18145

---

**WARNING: password file "@1@" has group or world access; permissions should be u=rw (0600) or less**

[Description]

Password file has group or world access.

[System Processing]

WARNING is issued

[Action]

To investigate the cause of the occurrence from the message, and remove cause for the WARNING.

## 2.78.36 18146

---

### **WARNING: password file "@1@" is not a plain file**

[Description]

Password file is not a plain file.

[System Processing]

WARNING is issued

[Action]

To investigate the cause of the occurrence from the message, and remove cause for the WARNING.

## 2.78.37 18147

---

### **nested /\* ... \*/ comments**

[Description]

An error occurred.

[System Processing]

Processing will be aborted.

[Action]

To investigate the cause of the occurrence from the message, and remove cause.

## 2.78.38 18148

---

### **Please log in (using, e.g., "su") as the (unprivileged) user that willown the server process.**

[Description]

An error occurred.

[System Processing]

Processing will be aborted.

[Action]

To investigate the cause of the occurrence from the message, and remove cause.

## 2.78.39 18149

---

### **could not change permissions of directory "@1@": @2@**

[Description]

An error occurred.



[System Processing]

Processing will be aborted.

[Action]

To investigate the cause of the occurrence from the message, and remove cause.

---

## 2.78.40 18150

---

**Check your installation or specify the correct path using the option -L.**

[Description]

An error occurred.

[System Processing]

Processing will be aborted.

[Action]

To investigate the cause of the occurrence from the message, and remove cause.

---

## 2.78.41 18151

---

**invalid locale settings; check LANG and LC\_\* environment variables**

[Description]

An error occurred.

[System Processing]

Processing will be aborted.

[Action]

To investigate the cause of the occurrence from the message, and remove cause.

---

## 2.78.42 18152

---

**You must identify the directory where the data for this database system will reside. Do this with either the invocation option -D or the environment variable PGDATA.**

[Description]

An error occurred.

[System Processing]

Processing will be aborted.

[Action]

To investigate the cause of the occurrence from the message, and remove cause.

---

## 2.78.43 18153

---

**Data page checksums are disabled.**

[Description]

Terminated normally.

[System Processing]

Continues processing.

[Action]

No action required.

## 2.78.44 18154

---

**Data page checksums are enabled.**

[Description]

Terminated normally.

[System Processing]

Continues processing.

[Action]

No action required.

## 2.78.45 18155

---

**index "@1@" cannot be used as replica identity because column @2@ is a system column**

[Description]

An error occurred during execution of the application or command.

[System Processing]

Processing will be aborted.

[Action]

Check the message text and confirm that the application is written correctly and the command is being used correctly.

## 2.78.46 18157

---

**parameter value for ALTER SYSTEM must not contain a newline**

[Description]

An error occurred during execution of the application or command.

[System Processing]

Processing will be aborted.

[Action]

Check the message text and confirm that the application is written correctly and the command is being used correctly.

## 2.78.47 18162

---

**multiple Python libraries are present in session**

[Description]

An error occurred during execution of the application or command.

[System Processing]

Processing will be aborted.

[Action]

Check the message text and confirm that the application is written correctly and the command is being used correctly.

## 2.78.48 18163

---

**Only one Python major version can be used in one session.**

[Description]

An error occurred during execution of the application or command.

[System Processing]

Processing will be aborted.

[Action]

Check the message text and confirm that the application is written correctly and the command is being used correctly.

## 2.78.49 18164

---

**syncing target data directory**

[Description]

An error occurred during execution of the application or command.

[System Processing]

Processing will be aborted.

[Action]

Check the message text and confirm that the application is written correctly and the command is being used correctly.

## 2.78.50 18168

---

**reading user-defined tables**

[Description]

An error occurred during execution of the application or command.

[System Processing]

Processing will be aborted.

[Action]

Check the message text and confirm that the application is written correctly and the command is being used correctly.

## 2.78.51 18169

---

**requested compression not available in this installation -- archive will be uncompressed**

[Description]

An error occurred during execution of the application or command.

[System Processing]

Processing will be aborted.

[Action]

Check the message text and confirm that the application is written correctly and the command is being used correctly.

## 2.78.52 18170

---

**WARNING: unexpected extra results during COPY of table "@1@"**

[Description]

An error occurred during execution of the application or command.

[System Processing]

Processing will be aborted.

[Action]

Check the message text and confirm that the application is written correctly and the command is being used correctly.

## 2.78.53 18171

---

**Synchronized snapshots on standby servers are not supported by this server version. Run with --no-synchronized-snapshots instead if you do not need synchronized snapshots.**

[Description]

An error occurred during execution of the application or command.

[System Processing]

Processing will be aborted.

[Action]

Check the message text and confirm that the application is written correctly and the command is being used correctly.

## 2.78.54 18172

---

**TCP user timeout**

[Description]

An error occurred during execution of the application or command.

[System Processing]

Processing will be aborted.

[Action]

Check the message text and confirm that the application is written correctly and the command is being used correctly.

## 2.78.55 18173

---

**Cancel queries that conflict with recovery during hot standby promotion.**

[Description]

An error occurred during execution of the application or command.

[System Processing]

Processing will be aborted.

[Action]

Check the message text and confirm that the application is written correctly and the command is being used correctly.

## 2.78.56 18174

---

### could not load library "vci.so": @1@

[Description]

An error occurred during execution of the application or command.

[System Processing]

Processing will be aborted.

[Action]

Check the message text and confirm that the application is written correctly and the command is being used correctly.

## 2.78.57 18175

---

### debug\_helper must be loaded via shared\_preload\_libraries

[Description]

An error occurred during execution of the application or command.

[System Processing]

Processing will be aborted.

[Action]

Check the message text and confirm that the application is written correctly and the command is being used correctly.

## 2.78.58 18176

---

### debug\_helper injects error

[Description]

An error occurred during execution of the application or command.

[System Processing]

Processing will be aborted.

[Action]

Check the message text and confirm that the application is written correctly and the command is being used correctly.

## 2.78.59 18177

---

### More details may be available in the server log.

[Description]

An error occurred during execution of the application or command.

[System Processing]

Processing will be aborted.

[Action]

Check the message text and confirm that the application is written correctly and the command is being used correctly.

## 2.78.60 18178

---

---

**Kill all remaining database processes and restart the database.**

[Description]

An error occurred during execution of the application or command.

[System Processing]

Processing will be aborted.

[Action]

Check the message text and confirm that the application is written correctly and the command is being used correctly.

---

**2.78.61 18179**

---

**deadlock detected**

[Description]

An error occurred during execution of the application or command.

[System Processing]

Processing will be aborted.

[Action]

Check the message text and confirm that the application is written correctly and the command is being used correctly.

---

**2.78.62 18180**

---

**VCI parallel execution is blocked by other operation.**

[Description]

An error occurred during execution of the application or command.

[System Processing]

Processing will be aborted.

[Action]

Check the message text and confirm that the application is written correctly and the command is being used correctly.

---

**2.78.63 18181**

---

**not enough maximum share memory for parallel query (@1@ bytes requested)**

[Description]

An error occurred during execution of the application or command.

[System Processing]

Processing will be aborted.

[Action]

Check the message text and confirm that the application is written correctly and the command is being used correctly.

---

**2.78.64 18182**

---

**You possibly need to raise the configuration parameter "vci.shared\_work\_mem" value to be at least @1@kB.**

[Description]

An error occurred during execution of the application or command.

[System Processing]

Processing will be aborted.

[Action]

Check the message text and confirm that the application is written correctly and the command is being used correctly.

---

## 2.78.65 18183

---

### You may need to increase max\_worker\_processes.

[Description]

An error occurred during execution of the application or command.

[System Processing]

Processing will be aborted.

[Action]

Check the message text and confirm that the application is written correctly and the command is being used correctly.

---

## 2.78.66 18184

---

### unable to map dynamic shared memory segment

[Description]

An error occurred during execution of the application or command.

[System Processing]

Processing will be aborted.

[Action]

Check the message text and confirm that the application is written correctly and the command is being used correctly.

---

## 2.78.67 18185

---

### too many workers already @1 @/@2@

[Description]

An error occurred during execution of the application or command.

[System Processing]

Processing will be aborted.

[Action]

Check the message text and confirm that the application is written correctly and the command is being used correctly.

---

## 2.78.68 18186

---

### Failed while creating memory context "@1@".

[Description]

An error occurred during execution of the application or command.

[System Processing]

Processing will be aborted.

[Action]

Check the message text and confirm that the application is written correctly and the command is being used correctly.

## 2.78.69 18187

---

### Failed on request of size @1@

[Description]

An error occurred during execution of the application or command.

[System Processing]

Processing will be aborted.

[Action]

Check the message text and confirm that the application is written correctly and the command is being used correctly.

## 2.78.70 18188

---

### failed to shm\_open()

[Description]

An error occurred during execution of the application or command.

[System Processing]

Processing will be aborted.

[Action]

Check the message text and confirm that the application is written correctly and the command is being used correctly.

## 2.78.71 18189

---

### could not open file "@1@": @2@"

[Description]

An error occurred during execution of the application or command.

[System Processing]

Processing will be aborted.

[Action]

Check the message text and confirm that the application is written correctly and the command is being used correctly.

## 2.78.72 18190

---

### could not get process AffinityMask: error code @1@

[Description]

An error occurred during execution of the application or command.

[System Processing]

Processing will be aborted.



[Action]

Check the message text and confirm that the application is written correctly and the command is being used correctly.

## 2.78.73 18191

---

### Failed system call was DuplicateHandle.

[Description]

An error occurred during execution of the application or command.

[System Processing]

Processing will be aborted.

[Action]

Check the message text and confirm that the application is written correctly and the command is being used correctly.

## 2.78.74 18192

---

### could not create semaphore: error code @1@

[Description]

An error occurred during execution of the application or command.

[System Processing]

Processing will be aborted.

[Action]

Check the message text and confirm that the application is written correctly and the command is being used correctly.

## 2.78.75 18193

---

### Failed system call was GetModuleHandle("ntdll.dll").

[Description]

An error occurred during execution of the application or command.

[System Processing]

Processing will be aborted.

[Action]

Check the message text and confirm that the application is written correctly and the command is being used correctly.

## 2.78.76 18194

---

### could not get address of "NtQuerySystemInformation": error code @1@

[Description]

An error occurred during execution of the application or command.

[System Processing]

Processing will be aborted.

[Action]

Check the message text and confirm that the application is written correctly and the command is being used correctly.

## 2.78.77 18195

---

### Failed system call was GetModuleHandle("NtQuerySystemInformation").

[Description]

An error occurred during execution of the application or command.

[System Processing]

Processing will be aborted.

[Action]

Check the message text and confirm that the application is written correctly and the command is being used correctly.

## 2.78.78 18196

---

### could not get system processor performance information : error code @1@

[Description]

An error occurred during execution of the application or command.

[System Processing]

Processing will be aborted.

[Action]

Check the message text and confirm that the application is written correctly and the command is being used correctly.

## 2.78.79 18197

---

### Failed system call was NtQuerySystemInformation.

[Description]

An error occurred during execution of the application or command.

[System Processing]

Processing will be aborted.

[Action]

Check the message text and confirm that the application is written correctly and the command is being used correctly.

## 2.78.80 18198

---

### cannot find vci.smc\_directory: @1@

[Description]

An error occurred during execution of the application or command.

[System Processing]

Processing will be aborted.

[Action]

Check the message text and confirm that the application is written correctly and the command is being used correctly.

## 2.78.81 18199

---

---

## could not create shared memory segment: error code @1@

### [Description]

An error occurred during execution of the application or command.

### [System Processing]

Processing will be aborted.

### [Action]

Check the message text and confirm that the application is written correctly and the command is being used correctly.

---

## 2.79 Message Numbers Beginning with 18200

---

### 2.79.1 18200

---

#### Failed system call was OpenFileMapping(name=@1@).

### [Description]

An error occurred during execution of the application or command.

### [System Processing]

Processing will be aborted.

### [Action]

Check the message text and confirm that the application is written correctly and the command is being used correctly.

### 2.79.2 18201

---

#### Failed system call was MapViewOfFileEx.

### [Description]

An error occurred during execution of the application or command.

### [System Processing]

Processing will be aborted.

### [Action]

Check the message text and confirm that the application is written correctly and the command is being used correctly.

### 2.79.3 18202

---

#### could not map shared memory segment

### [Description]

An error occurred during execution of the application or command.

### [System Processing]

Processing will be aborted.

### [Action]

Check the message text and confirm that the application is written correctly and the command is being used correctly.

## 2.79.4 18203

---

### could not initialize security descriptor: error code @1@

[Description]

An error occurred during execution of the application or command.

[System Processing]

Processing will be aborted.

[Action]

Check the message text and confirm that the application is written correctly and the command is being used correctly.

## 2.79.5 18204

---

### Failed system call was InitializeSecurityDescriptor.

[Description]

An error occurred during execution of the application or command.

[System Processing]

Processing will be aborted.

[Action]

Check the message text and confirm that the application is written correctly and the command is being used correctly.

## 2.79.6 18205

---

### could not set security descriptor DACL: error code @1@

[Description]

An error occurred during execution of the application or command.

[System Processing]

Processing will be aborted.

[Action]

Check the message text and confirm that the application is written correctly and the command is being used correctly.

## 2.79.7 18206

---

### Failed system call was SetSecurityDescriptorDacl.

[Description]

An error occurred during execution of the application or command.

[System Processing]

Processing will be aborted.

[Action]

Check the message text and confirm that the application is written correctly and the command is being used correctly.

## 2.79.8 18207

---

---

**Failed system call was CreateFileMapping(size=@1@, name=@2@).****[Description]**

An error occurred during execution of the application or command.

**[System Processing]**

Processing will be aborted.

**[Action]**

Check the message text and confirm that the application is written correctly and the command is being used correctly.

---

**2.79.9 18208**

---

**could not get priority class: error code @1@****[Description]**

An error occurred during execution of the application or command.

**[System Processing]**

Processing will be aborted.

**[Action]**

Check the message text and confirm that the application is written correctly and the command is being used correctly.

---

**2.79.10 18209**

---

**Failed system call was GetPriorityClass.****[Description]**

An error occurred during execution of the application or command.

**[System Processing]**

Processing will be aborted.

**[Action]**

Check the message text and confirm that the application is written correctly and the command is being used correctly.

---

**2.79.11 18210**

---

**could not set priority class=@1@: error code @2@****[Description]**

An error occurred during execution of the application or command.

**[System Processing]**

Processing will be aborted.

**[Action]**

Check the message text and confirm that the application is written correctly and the command is being used correctly.

---

**2.79.12 18211**

---

**Failed system call was SetPriorityClass.**

[Description]

An error occurred during execution of the application or command.

[System Processing]

Processing will be aborted.

[Action]

Check the message text and confirm that the application is written correctly and the command is being used correctly.

## 2.79.13 18212

---

### [pgx\\_prewarm\\_vci requires one argument](#)

[Description]

An error occurred during execution of the application or command.

[System Processing]

Processing will be aborted.

[Action]

Check the message text and confirm that the application is written correctly and the command is being used correctly.

## 2.79.14 18213

---

### [relation cannot be null](#)

[Description]

An error occurred during execution of the application or command.

[System Processing]

Processing will be aborted.

[Action]

Check the message text and confirm that the application is written correctly and the command is being used correctly.

## 2.79.15 18214

---

### [@1@\(VCI index regclass\)](#)

[Description]

An error occurred during execution of the application or command.

[System Processing]

Processing will be aborted.

[Action]

Check the message text and confirm that the application is written correctly and the command is being used correctly.

## 2.79.16 18215

---

### [@1@ is not VCI index](#)

[Description]

An error occurred during execution of the application or command.

[System Processing]

Processing will be aborted.

[Action]

Check the message text and confirm that the application is written correctly and the command is being used correctly.

## 2.79.17 18216

---

### **extension '@1@' does not exist**

[Description]

An error occurred during execution of the application or command.

[System Processing]

Processing will be aborted.

[Action]

Check the message text and confirm that the application is written correctly and the command is being used correctly.

## 2.79.18 18217

---

### **function '@1@.@2@('**

[Description]

An error occurred during execution of the application or command.

[System Processing]

Processing will be aborted.

[Action]

Check the message text and confirm that the application is written correctly and the command is being used correctly.

## 2.79.19 18218

---

### **Disable VCI by 'SELECT vci\_disable();'**

[Description]

An error occurred during execution of the application or command.

[System Processing]

Processing will be aborted.

[Action]

Check the message text and confirm that the application is written correctly and the command is being used correctly.

## 2.79.20 18219

---

### **internal error. unsupported compression format.**

[Description]

An error occurred during execution of the application or command.

[System Processing]

Processing will be aborted.

[Action]

Check the message text and confirm that the application is written correctly and the command is being used correctly.

## 2.79.21 18220

---

### column missed in VCI index creation

[Description]

An error occurred during execution of the application or command.

[System Processing]

Processing will be aborted.

[Action]

Check the message text and confirm that the application is written correctly and the command is being used correctly.

## 2.79.22 18221

---

### This must never happen. Give up to use VCI index.

[Description]

An error occurred during execution of the application or command.

[System Processing]

Processing will be aborted.

[Action]

Check the message text and confirm that the application is written correctly and the command is being used correctly.

## 2.79.23 18222

---

### internal error: unsupported compression type

[Description]

An error occurred during execution of the application or command.

[System Processing]

Processing will be aborted.

[Action]

Check the message text and confirm that the application is written correctly and the command is being used correctly.

## 2.79.24 18223

---

### relation full

[Description]

An error occurred during execution of the application or command.

[System Processing]

Processing will be aborted.

[Action]

Check the message text and confirm that the application is written correctly and the command is being used correctly.



## 2.79.25 18224

---

### internal error. unsupported compression type

[Description]

An error occurred during execution of the application or command.

[System Processing]

Processing will be aborted.

[Action]

Check the message text and confirm that the application is written correctly and the command is being used correctly.

## 2.79.26 18225

---

### Use DROP INDEX "@1@"

[Description]

An error occurred during execution of the application or command.

[System Processing]

Processing will be aborted.

[Action]

Check the message text and confirm that the application is written correctly and the command is being used correctly.

## 2.79.27 18226

---

### unexpected index access method call : "@1@"

[Description]

An error occurred during execution of the application or command.

[System Processing]

Processing will be aborted.

[Action]

Check the message text and confirm that the application is written correctly and the command is being used correctly.

## 2.79.28 18227

---

### duplicated columns in vci index creation: @1@

[Description]

An error occurred during execution of the application or command.

[System Processing]

Processing will be aborted.

[Action]

Check the message text and confirm that the application is written correctly and the command is being used correctly.

## 2.79.29 18228

---

---

### **duplicated columns are specified**

[Description]

An error occurred during execution of the application or command.

[System Processing]

Processing will be aborted.

[Action]

Check the message text and confirm that the application is written correctly and the command is being used correctly.

---

## **2.79.30 18229**

---

### **data type @1@ is not supported for access method "@2@"**

[Description]

An error occurred during execution of the application or command.

[System Processing]

Processing will be aborted.

[Action]

Check the message text and confirm that the application is written correctly and the command is being used correctly.

---

## **2.79.31 18230**

---

### **unexpected attribute length**

[Description]

An error occurred during execution of the application or command.

[System Processing]

Processing will be aborted.

[Action]

Check the message text and confirm that the application is written correctly and the command is being used correctly.

---

## **2.79.32 18231**

---

### **You must drop index "@1@" before using this command.**

[Description]

An error occurred during execution of the application or command.

[System Processing]

Processing will be aborted.

[Action]

Check the message text and confirm that the application is written correctly and the command is being used correctly.

---

## **2.79.33 18232**

---

### **DROP INDEX and CREATE INDEX instead**

[Description]

An error occurred during execution of the application or command.

[System Processing]

Processing will be aborted.

[Action]

Check the message text and confirm that the application is written correctly and the command is being used correctly.

---

## 2.79.34 18233

---

### only VCI index is supported

[Description]

An error occurred during execution of the application or command.

[System Processing]

Processing will be aborted.

[Action]

Check the message text and confirm that the application is written correctly and the command is being used correctly.

---

## 2.79.35 18234

---

### extension "@1@" cannot specify a schema name

[Description]

An error occurred during execution of the application or command.

[System Processing]

Processing will be aborted.

[Action]

Check the message text and confirm that the application is written correctly and the command is being used correctly.

---

## 2.79.36 18235

---

### cannot cluster tables including @1@ index(es)

[Description]

An error occurred during execution of the application or command.

[System Processing]

Processing will be aborted.

[Action]

Check the message text and confirm that the application is written correctly and the command is being used correctly.

---

## 2.79.37 18236

---

### Use DROP INDEX @1@ first

[Description]

An error occurred during execution of the application or command.

[System Processing]

Processing will be aborted.

[Action]

Check the message text and confirm that the application is written correctly and the command is being used correctly.

---

## 2.79.38 18237

---

**Use DROP INDEX to remove an vci index and try again without CONCURRENTLY option**

[Description]

An error occurred during execution of the application or command.

[System Processing]

Processing will be aborted.

[Action]

Check the message text and confirm that the application is written correctly and the command is being used correctly.

---

## 2.79.39 18238

---

**Try again without CONCURRENTLY option**

[Description]

An error occurred during execution of the application or command.

[System Processing]

Processing will be aborted.

[Action]

Check the message text and confirm that the application is written correctly and the command is being used correctly.

---

## 2.79.40 18239

---

**extension "@1@" prohibits this operation**

[Description]

An error occurred during execution of the application or command.

[System Processing]

Processing will be aborted.

[Action]

Check the message text and confirm that the application is written correctly and the command is being used correctly.

---

## 2.79.41 18240

---

**extension "@1@" prohibits this operation on access method "@2@"**

[Description]

An error occurred during execution of the application or command.

[System Processing]

Processing will be aborted.

[Action]

Check the message text and confirm that the application is written correctly and the command is being used correctly.

## 2.79.42 18241

---

### extension "@1@" prohibits this operation on operation class "@2@"

[Description]

An error occurred during execution of the application or command.

[System Processing]

Processing will be aborted.

[Action]

Check the message text and confirm that the application is written correctly and the command is being used correctly.

## 2.79.43 18242

---

### extension "@1@" prohibits this operation on operation family "@2@"

[Description]

An error occurred during execution of the application or command.

[System Processing]

Processing will be aborted.

[Action]

Check the message text and confirm that the application is written correctly and the command is being used correctly.

## 2.79.44 18243

---

### extension "@1@" prohibits this operation on view "@2@"

[Description]

An error occurred during execution of the application or command.

[System Processing]

Processing will be aborted.

[Action]

Check the message text and confirm that the application is written correctly and the command is being used correctly.

## 2.79.45 18244

---

### database @1@ does not exist

[Description]

An error occurred during execution of the application or command.

[System Processing]

Processing will be aborted.

[Action]

Check the message text and confirm that the application is written correctly and the command is being used correctly.

## 2.79.46 18245

---

### undefined lock state

#### [Description]

An error occurred during execution of the application or command.

#### [System Processing]

Processing will be aborted.

#### [Action]

Check the message text and confirm that the application is written correctly and the command is being used correctly.

## 2.79.47 18246

---

### This might happen when CREATE INDEX fails. "DROP INDEX @1@;" and CREATE INDEX again may help.

#### [Description]

An error occurred during execution of the application or command.

#### [System Processing]

Processing will be aborted.

#### [Action]

Check the message text and confirm that the application is written correctly and the command is being used correctly.

## 2.79.48 18247

---

### incompatible VCI version: expected (@1@, @2@), stored (@3@, @4@).

#### [Description]

An error occurred during execution of the application or command.

#### [System Processing]

Processing will be aborted.

#### [Action]

Check the message text and confirm that the application is written correctly and the command is being used correctly.

## 2.79.49 18248

---

### This can happen when accessing old database with newer VCI modules. DROP and CREATE INDEX may help.

#### [Description]

An error occurred during execution of the application or command.

#### [System Processing]

Processing will be aborted.

#### [Action]

Check the message text and confirm that the application is written correctly and the command is being used correctly.

## 2.79.50 18249

---

### internal error. unsupported parameter.

[Description]

An error occurred during execution of the application or command.

[System Processing]

Processing will be aborted.

[Action]

Check the message text and confirm that the application is written correctly and the command is being used correctly.

## 2.79.51 18250

---

### Normally relations of VCI index are smaller than the table relation, therefore this error must not happen. Disable VCI by 'SELECT vci\_disable()'

[Description]

An error occurred during execution of the application or command.

[System Processing]

Processing will be aborted.

[Action]

Check the message text and confirm that the application is written correctly and the command is being used correctly.

## 2.79.52 18251

---

### data relation full

[Description]

An error occurred during execution of the application or command.

[System Processing]

Processing will be aborted.

[Action]

Check the message text and confirm that the application is written correctly and the command is being used correctly.

## 2.79.53 18252

---

### vci index "@1@" corrupted

[Description]

An error occurred during execution of the application or command.

[System Processing]

Processing will be aborted.

[Action]

Check the message text and confirm that the application is written correctly and the command is being used correctly.

## 2.79.54 18253

---

**TID (@1@, @2@) has been deleted from table "@3@"**

[Description]

An error occurred during execution of the application or command.

[System Processing]

Processing will be aborted.

[Action]

Check the message text and confirm that the application is written correctly and the command is being used correctly.

## 2.79.55 18254

---

**try to insert TID (@1@, @2@) into ROS twice: extentId=@3@, index=@4@**

[Description]

An error occurred during execution of the application or command.

[System Processing]

Processing will be aborted.

[Action]

Check the message text and confirm that the application is written correctly and the command is being used correctly.

## 2.79.56 18255

---

**try to delete TID (@1@, @2@) into local delete list**

[Description]

An error occurred during execution of the application or command.

[System Processing]

Processing will be aborted.

[Action]

Check the message text and confirm that the application is written correctly and the command is being used correctly.

## 2.79.57 18256

---

**try to delete TID (@1@, @2@) into delete vector twice**

[Description]

An error occurred during execution of the application or command.

[System Processing]

Processing will be aborted.

[Action]

Check the message text and confirm that the application is written correctly and the command is being used correctly.

## 2.79.58 18257

---



---

### too many WOS rows over estimation

[Description]

An error occurred during execution of the application or command.

[System Processing]

Processing will be aborted.

[Action]

Check the message text and confirm that the application is written correctly and the command is being used correctly.

---

## 2.79.59 18258

---

### The number of devices exceeds the upper bound

[Description]

An error occurred during execution of the application or command.

[System Processing]

Processing will be aborted.

[Action]

Check the message text and confirm that the application is written correctly and the command is being used correctly.

---

## 2.79.60 18259

---

### database connection requirement not indicated during registration

[Description]

An error occurred during execution of the application or command.

[System Processing]

Processing will be aborted.

[Action]

Check the message text and confirm that the application is written correctly and the command is being used correctly.

---

## 2.79.61 18260

---

### invalid processing mode in background worker

[Description]

An error occurred during execution of the application or command.

[System Processing]

Processing will be aborted.

[Action]

Check the message text and confirm that the application is written correctly and the command is being used correctly.

---

## 2.79.62 18261

---

### terminating VCI worker process due to administrator command

[Description]

An error occurred during execution of the application or command.

[System Processing]

Processing will be aborted.

[Action]

Check the message text and confirm that the application is written correctly and the command is being used correctly.

## 2.79.63 18262

---

### "@1@" is not directory

[Description]

An error occurred during execution of the application or command.

[System Processing]

Processing will be aborted.

[Action]

Check the message text and confirm that the application is written correctly and the command is being used correctly.

## 2.79.64 18263

---

### could not create directory "@1@": @2@

[Description]

An error occurred during execution of the application or command.

[System Processing]

Processing will be aborted.

[Action]

Check the message text and confirm that the application is written correctly and the command is being used correctly.

## 2.79.65 18264

---

### could not stat directory "@1@": @2@

[Description]

An error occurred during execution of the application or command.

[System Processing]

Processing will be aborted.

[Action]

Check the message text and confirm that the application is written correctly and the command is being used correctly.

## 2.79.66 18265

---

### needs to set at least @1@ to "max\_worker\_processes"

[Description]

An error occurred during execution of the application or command.

[System Processing]

Processing will be aborted.

[Action]

Check the message text and confirm that the application is written correctly and the command is being used correctly.

## 2.79.67 18266

---

**You will specify more than `vci.control_max_workers + (# of CPU cores) * @1@ + 1` to the configuration parameter `"max_worker_processes"`.**

[Description]

An error occurred during execution of the application or command.

[System Processing]

Processing will be aborted.

[Action]

Check the message text and confirm that the application is written correctly and the command is being used correctly.

## 2.79.68 18267

---

**extension `"@1@"` cannot be installed under this version of PostgreSQL**

[Description]

An error occurred during execution of the application or command.

[System Processing]

Processing will be aborted.

[Action]

Check the message text and confirm that the application is written correctly and the command is being used correctly.

## 2.79.69 18268

---

**crash\_emulation must be loaded via `shared_preload_libraries`**

[Description]

An error occurred during execution of the application or command.

[System Processing]

Processing will be aborted.

[Action]

Check the message text and confirm that the application is written correctly and the command is being used correctly.

## 2.79.70 18269

---

**standby mode is not supported by single-user servers**

[Description]

An error occurred during DB Server processing in the database.

[System Processing]

Processing will be aborted.

[Action]

Refer to this message together with the message that was output immediately beforehand.

---

## 2.79.71 18270

---

**constraint "@1@" conflicts with inherited constraint on relation "@2@"**

[Description]

An error occurred during execution of the application or command.

[System Processing]

Processing will be aborted.

[Action]

Check the message text and confirm that the application is written correctly and the command is being used correctly

---

## 2.79.72 18271

---

**constraint "@1@" conflicts with NOT VALID constraint on relation "@2@"**

[Description]

An error occurred during execution of the application or command.

[System Processing]

Processing will be aborted.

[Action]

Check the message text and confirm that the application is written correctly and the command is being used correctly

---

## 2.79.73 18272

---

**constraint "@1@" conflicts with NOT VALID constraint on child table "@2@"**

[Description]

An error occurred during execution of the application or command.

[System Processing]

Processing will be aborted.

[Action]

Check the message text and confirm that the application is written correctly and the command is being used correctly

---

## 2.79.74 18274

---

**only one of --source-pgdata or --source-server can be specified**

[Description]

An error occurred during execution of the application or command.

[System Processing]

Processing will be aborted.

[Action]

Check the message text and confirm that the application is written correctly and the command is being used correctly

## 2.79.75 18275

---

### internal error. failed to split

[Description]

An error occurred during execution of the application or command.

[System Processing]

Processing will be aborted.

[Action]

Check the message text and confirm that the application is written correctly and the command is being used correctly

## 2.79.76 18276

---

### invalid attribute number @1@

[Description]

An error occurred during execution of the application or command.

[System Processing]

Processing will be aborted.

[Action]

Check the message text and confirm that the application is written correctly and the command is being used correctly

## 2.79.77 18277

---

### duplicated columns in vci index creation: @1@

[Description]

An error occurred during execution of the application or command.

[System Processing]

Processing will be aborted.

[Action]

Check the message text and confirm that the application is written correctly and the command is being used correctly

## 2.79.78 18278

---

### duplicated columns are specified

[Description]

An error occurred during execution of the application or command.

[System Processing]

Processing will be aborted.

[Action]

Check the message text and confirm that the application is written correctly and the command is being used correctly

## 2.79.79 18279

---

### cannot use "ctid" column with other columns

[Description]

An error occurred during execution of the application or command.

[System Processing]

Processing will be aborted.

[Action]

Check the message text and confirm that the application is written correctly and the command is being used correctly

## 2.79.80 18280

---

### The "vci\_column\_ids" option is required when "ctid" column is specified

[Description]

An error occurred during execution of the application or command.

[System Processing]

Processing will be aborted.

[Action]

Check the message text and confirm that the application is written correctly and the command is being used correctly

## 2.79.81 18281

---

### The "vci\_column\_ids" option cannot be used without "ctid" column

[Description]

An error occurred during execution of the application or command.

[System Processing]

Processing will be aborted.

[Action]

Check the message text and confirm that the application is written correctly and the command is being used correctly

## 2.79.82 18282

---

### index name cannot be null

[Description]

An error occurred during execution of the application or command.

[System Processing]

Processing will be aborted.

[Action]

Check the message text and confirm that the application is written correctly and the command is being used correctly

## 2.79.83 18283

---

---

### table oid cannot be null

[Description]

An error occurred during execution of the application or command.

[System Processing]

Processing will be aborted.

[Action]

Check the message text and confirm that the application is written correctly and the command is being used correctly

---

## 2.79.84 18284

---

### array of column names cannot be null

[Description]

An error occurred during execution of the application or command.

[System Processing]

Processing will be aborted.

[Action]

Check the message text and confirm that the application is written correctly and the command is being used correctly

---

## 2.79.85 18285

---

### storage option cannot be null

[Description]

An error occurred during execution of the application or command.

[System Processing]

Processing will be aborted.

[Action]

Check the message text and confirm that the application is written correctly and the command is being used correctly

---

## 2.79.86 18286

---

### column name cannot be null

[Description]

An error occurred during execution of the application or command.

[System Processing]

Processing will be aborted.

[Action]

Check the message text and confirm that the application is written correctly and the command is being used correctly

---

## 2.79.87 18287

---

### column "@1@" does not exist

[Description]

An error occurred during execution of the application or command.

[System Processing]

Processing will be aborted.

[Action]

Check the message text and confirm that the application is written correctly and the command is being used correctly

---

## 2.79.88 18288

---

### **SPI\_connect failed**

[Description]

An error occurred during execution of the application or command.

[System Processing]

Processing will be aborted.

[Action]

Check the message text and confirm that the application is written correctly and the command is being used correctly

---

## 2.79.89 18289

---

### **SPI\_prepare failed**

[Description]

An error occurred during execution of the application or command.

[System Processing]

Processing will be aborted.

[Action]

Check the message text and confirm that the application is written correctly and the command is being used correctly

---

## 2.79.90 18290

---

### **cannot execute multi-query in vci\_create()**

[Description]

An error occurred during execution of the application or command.

[System Processing]

Processing will be aborted.

[Action]

Check the message text and confirm that the application is written correctly and the command is being used correctly

---

## 2.79.91 18291

---

### **You might fold the index name with double quotation marks.**

[Description]

An error occurred during execution of the application or command.



[System Processing]

Processing will be aborted.

[Action]

Check the message text and confirm that the application is written correctly and the command is being used correctly

---

## 2.79.92 18292

---

**SPI\_execp failed**

[Description]

An error occurred during execution of the application or command.

[System Processing]

Processing will be aborted.

[Action]

Check the message text and confirm that the application is written correctly and the command is being used correctly

---

## 2.79.93 18293

---

**SPI\_finish failed**

[Description]

An error occurred during execution of the application or command.

[System Processing]

Processing will be aborted.

[Action]

Check the message text and confirm that the application is written correctly and the command is being used correctly

---

## 2.79.94 18294

---

**unterminated quoted string**

[Description]

An error occurred during execution of the application or command.

[System Processing]

Processing will be aborted.

[Action]

Check the message text and confirm that the application is written correctly and the command is being used correctly

---

## 2.79.95 18295

---

**failed to parse vci\_create() options.**

[Description]

An error occurred during execution of the application or command.

[System Processing]

Processing will be aborted.

[Action]

Check the message text and confirm that the application is written correctly and the command is being used correctly

## 2.79.96 18296

---

### failed to parse a vci\_create() options: an invalid pair

[Description]

An error occurred during execution of the application or command.

[System Processing]

Processing will be aborted.

[Action]

Check the message text and confirm that the application is written correctly and the command is being used correctly

## 2.79.97 18297

---

### unrecognized options: @1@

[Description]

An error occurred during execution of the application or command.

[System Processing]

Processing will be aborted.

[Action]

Check the message text and confirm that the application is written correctly and the command is being used correctly

## 2.79.98 18298

---

### WARNING: could not find where to insert IF EXISTS in statement "@1@"

[Description]

An error occurred during execution of the application or command.

[System Processing]

Processing will be aborted.

[Action]

Check the message text and confirm that the application is written correctly and the command is being used correctly

## 2.79.99 18299

---

### could not find function definition for function with OID @1@

[Description]

An error occurred during execution of the application or command.

[System Processing]

Processing will be aborted.

[Action]

Check the message text and confirm that the application is written correctly and the command is being used correctly

## 2.80 Message Numbers Beginning with 18300

---

### 2.80.1 18300

---

#### could not create the spiexceptions module

[Description]

An error occurred during execution of the application or command.

[System Processing]

Processing will be aborted.

[Action]

Check the message text and confirm that the application is written correctly and the command is being used correctly

### 2.80.2 18301

---

#### could not create exception "@1@"

[Description]

An error occurred during execution of the application or command.

[System Processing]

Processing will be aborted.

[Action]

Check the message text and confirm that the application is written correctly and the command is being used correctly

### 2.80.3 18302

---

#### exclusive backup not in progress

[Description]

An error occurred during execution of the application or command.

[System Processing]

Processing will be aborted.

[Action]

Check the message text and confirm that the application is written correctly and the command is being used correctly

### 2.80.4 18303

---

#### USING expression contains a whole-row table reference.

[Description]

An error occurred during execution of the application or command.

[System Processing]

Processing will be aborted.

[Action]

Check the message text and confirm that the application is written correctly and the command is being used correctly

## 2.80.5 18304

---

### cannot COPY to/from client in a SQL function

[Description]

An error occurred during execution of the application or command.

[System Processing]

Processing will be aborted.

[Action]

Check the message text and confirm that the application is written correctly and the command is being used correctly

## 2.80.6 18305

---

### calculated CRC checksum does not match value stored in file

[Description]

An error occurred reading the pg\_control file.

[System Processing]

Processing will be aborted.

[Action]

To investigate the cause of the occurrence from the message, and remove cause.

## 2.80.7 18306

---

### byte ordering mismatch

[Description]

An error occurred.

[System Processing]

Processing will be aborted.

[Action]

To investigate the cause of the occurrence from the message, and remove cause.

## 2.80.8 18307

---

### operator family "@1@" of access method @2@ contains function @3@ with invalid support number @4@

[Description]

An error occurred during execution of the application or command.

[System Processing]

Processing will be aborted.

[Action]

Check the message text and confirm that the application is written correctly and the command is being used correctly.

## 2.80.9 18308

---

---

**operator family "@1@" of access method @2@ contains function @3@ with wrong signature for support number @4@**

[Description]

An error occurred during execution of the application or command.

[System Processing]

Processing will be aborted.

[Action]

Check the message text and confirm that the application is written correctly and the command is being used correctly.

---

## 2.80.10 18310

---

**operator family "@1@" of access method @2@ contains invalid ORDER BY specification for operator @3@**

[Description]

An error occurred during execution of the application or command.

[System Processing]

Processing will be aborted.

[Action]

Check the message text and confirm that the application is written correctly and the command is being used correctly.

---

## 2.80.11 18311

---

**operator family "@1@" of access method @2@ contains operator @3@ with wrong signature**

[Description]

An error occurred during execution of the application or command.

[System Processing]

Processing will be aborted.

[Action]

Check the message text and confirm that the application is written correctly and the command is being used correctly.

---

## 2.80.12 18312

---

**operator family "@1@" of access method @2@ is missing operator(s) for types @3@ and @4@**

[Description]

An error occurred during execution of the application or command.

[System Processing]

Processing will be aborted.

[Action]

Check the message text and confirm that the application is written correctly and the command is being used correctly.

---

## 2.80.13 18313

---

**operator family "@1@" of access method @2@ is missing support function(s) for types @3@ and @4@****[Description]**

An error occurred during execution of the application or command.

**[System Processing]**

Processing will be aborted.

**[Action]**

Check the message text and confirm that the application is written correctly and the command is being used correctly.

---

**2.80.14 18314**

---

**operator class "@1@" of access method @2@ is missing operator(s)****[Description]**

An error occurred during execution of the application or command.

**[System Processing]**

Processing will be aborted.

**[Action]**

Check the message text and confirm that the application is written correctly and the command is being used correctly.

---

**2.80.15 18315**

---

**operator class "@1@" of access method @2@ is missing operator(s)****[Description]**

An error occurred during execution of the application or command.

**[System Processing]**

Processing will be aborted.

**[Action]**

Check the message text and confirm that the application is written correctly and the command is being used correctly.

---

**2.80.16 18316**

---

**posting list is too long****[Description]**

An error occurred during execution of the application or command.

**[System Processing]**

Processing will be aborted.

**[Action]**

Reduce the value of maintenance\_work\_mem.

---

**2.80.17 18317**

---

**Reduce maintenance\_work\_mem.**

[Description]

Supplementary information was output.

[System Processing]

None.

[Action]

Refer to this message together with the message that was output immediately beforehand.

## 2.80.18 18318

---

### GIN pending list cannot be cleaned up during recovery.

[Description]

Supplementary information was output.

[System Processing]

None.

[Action]

Refer to this message together with the message that was output immediately beforehand.

## 2.80.19 18319

---

### "@1@" is not a GIN index

[Description]

An error occurred during execution of the application or command.

[System Processing]

Processing will be aborted.

[Action]

Check the message text and confirm that the application is written correctly and the command is being used correctly.

## 2.80.20 18320

---

### cannot access temporary indexes of other sessions

[Description]

An error occurred during execution of the application or command.

[System Processing]

Processing will be aborted.

[Action]

Check the message text and confirm that the application is written correctly and the command is being used correctly.

## 2.80.21 18321

---

### operator family "@1@" of access method @2@ contains support procedure @3@ with different left and right input types

[Description]

An error occurred during execution of the application or command.

[System Processing]

Processing will be aborted.

[Action]

Check the message text and confirm that the application is written correctly and the command is being used correctly.

## 2.80.22 18322

---

**operator family "@1@" of access method @2@ contains function @3@ with invalid support number @4@**

[Description]

An error occurred during execution of the application or command.

[System Processing]

Processing will be aborted.

[Action]

Check the message text and confirm that the application is written correctly and the command is being used correctly.

## 2.80.23 18323

---

**operator family "@1@" of access method @2@ contains function @3@ with wrong signature for support number @4@**

[Description]

An error occurred during execution of the application or command.

[System Processing]

Processing will be aborted.

[Action]

Check the message text and confirm that the application is written correctly and the command is being used correctly.

## 2.80.24 18324

---

**operator family "@1@" of access method @2@ contains operator @3@ with invalid strategy number @4@**

[Description]

An error occurred during execution of the application or command.

[System Processing]

Processing will be aborted.

[Action]

Check the message text and confirm that the application is written correctly and the command is being used correctly.

## 2.80.25 18325

---

**operator family "@1@" of access method @2@ contains invalid ORDER BY specification for operator @3@**



[Description]

An error occurred during execution of the application or command.

[System Processing]

Processing will be aborted.

[Action]

Check the message text and confirm that the application is written correctly and the command is being used correctly.

## 2.80.26 18326

---

### operator family "@1@" of access method @2@ contains operator @3@ with wrong signature

[Description]

An error occurred during execution of the application or command.

[System Processing]

Processing will be aborted.

[Action]

Check the message text and confirm that the application is written correctly and the command is being used correctly.

## 2.80.27 18327

---

### operator class "@1@" of access method @2@ is missing support function @3@

[Description]

An error occurred during execution of the application or command.

[System Processing]

Processing will be aborted.

[Action]

Check the message text and confirm that the application is written correctly and the command is being used correctly.

## 2.80.28 18328

---

### operator class "@1@" of access method @2@ is missing support function @3@ or @4@

[Description]

An error occurred during execution of the application or command.

[System Processing]

Processing will be aborted.

[Action]

Check the message text and confirm that the application is written correctly and the command is being used correctly.

## 2.80.29 18329

---

### Valid values are "on", "off", and "auto".

[Description]

Supplementary information was output.

[System Processing]

None.

[Action]

Refer to this message together with the message that was output immediately beforehand.

## 2.80.30 18330

---

**operator family "@1@" of access method @2@ contains support procedure @3@ with different left and right input types**

[Description]

An error occurred during execution of the application or command.

[System Processing]

Processing will be aborted.

[Action]

Check the message text and confirm that the application is written correctly and the command is being used correctly.

## 2.80.31 18331

---

**operator family "@1@" of access method @2@ contains function @3@ with invalid support number @4@**

[Description]

An error occurred during execution of the application or command.

[System Processing]

Processing will be aborted.

[Action]

Check the message text and confirm that the application is written correctly and the command is being used correctly.

## 2.80.32 18332

---

**operator family "@1@" of access method @2@ contains function @3@ with wrong signature for support number @4@**

[Description]

An error occurred during execution of the application or command.

[System Processing]

Processing will be aborted.

[Action]

Check the message text and confirm that the application is written correctly and the command is being used correctly.

## 2.80.33 18333

---

**operator family "@1@" of access method @2@ contains operator @3@ with invalid strategy number @4@**

[Description]

An error occurred during execution of the application or command.

[System Processing]

Processing will be aborted.

[Action]

Check the message text and confirm that the application is written correctly and the command is being used correctly.

## 2.80.34 18334

---

**operator family "@1@" of access method @2@ contains unsupported ORDER BY specification for operator @3@**

[Description]

An error occurred during execution of the application or command.

[System Processing]

Processing will be aborted.

[Action]

Check the message text and confirm that the application is written correctly and the command is being used correctly.

## 2.80.35 18335

---

**operator family "@1@" of access method @2@ contains incorrect ORDER BY offamily specification for operator @3@**

[Description]

An error occurred during execution of the application or command.

[System Processing]

Processing will be aborted.

[Action]

Check the message text and confirm that the application is written correctly and the command is being used correctly.

## 2.80.36 18336

---

**operator family "@1@" of access method @2@ contains operator @3@ with wrong signature**

[Description]

An error occurred during execution of the application or command.

[System Processing]

Processing will be aborted.

[Action]

Check the message text and confirm that the application is written correctly and the command is being used correctly.

## 2.80.37 18337

---

**operator class "@1@" of access method @2@ is missing support function @3@**

[Description]

An error occurred during execution of the application or command.

[System Processing]

Processing will be aborted.

[Action]

Check the message text and confirm that the application is written correctly and the command is being used correctly.

## 2.80.38 18338

---

**operator family "@1@" of access method @2@ contains support procedure @3@ with different left and right input types**

[Description]

An error occurred during execution of the application or command.

[System Processing]

Processing will be aborted.

[Action]

Check the message text and confirm that the application is written correctly and the command is being used correctly.

## 2.80.39 18339

---

**operator family "@1@" of access method @2@ contains function @3@ with wrong signature for support number @4@**

[Description]

An error occurred during execution of the application or command.

[System Processing]

Processing will be aborted.

[Action]

Check the message text and confirm that the application is written correctly and the command is being used correctly.

## 2.80.40 18340

---

**operator family "@1@" of access method @2@ contains function @3@ with invalid support number @4@**

[Description]

An error occurred during execution of the application or command.

[System Processing]

Processing will be aborted.

[Action]

Check the message text and confirm that the application is written correctly and the command is being used correctly.

## 2.80.41 18341

---

**operator family "@1@" of access method @2@ contains operator @3@ with invalid strategy number @4@**

[Description]

An error occurred during execution of the application or command.

[System Processing]

Processing will be aborted.

[Action]

Check the message text and confirm that the application is written correctly and the command is being used correctly.

## 2.80.42 18342

---

**operator family "@1@" of access method @2@ contains invalid ORDER BY specification for operator @3@**

[Description]

An error occurred during execution of the application or command.

[System Processing]

Processing will be aborted.

[Action]

Check the message text and confirm that the application is written correctly and the command is being used correctly.

## 2.80.43 18343

---

**operator family "@1@" of access method @2@ contains operator @3@ with wrong signature**

[Description]

An error occurred during execution of the application or command.

[System Processing]

Processing will be aborted.

[Action]

Check the message text and confirm that the application is written correctly and the command is being used correctly.

## 2.80.44 18344

---

**operator family "@1@" of access method @2@ lacks support function for operator @3@**

[Description]

An error occurred during execution of the application or command.

[System Processing]

Processing will be aborted.

[Action]

Check the message text and confirm that the application is written correctly and the command is being used correctly.

## 2.80.45 18345

---

**operator family "@1@" of access method @2@ is missing operator(s) for types @3@ and @4@**

[Description]

An error occurred during execution of the application or command.

[System Processing]

Processing will be aborted.

[Action]

Check the message text and confirm that the application is written correctly and the command is being used correctly.

---

## 2.80.46 18346

---

**operator class "@1@" of access method @2@ is missing operator(s)**

[Description]

An error occurred during execution of the application or command.

[System Processing]

Processing is aborted.

[Action]

Check the message text and confirm that the application is written correctly and the command is being used correctly.

---

## 2.80.47 18347

---

**operator family "@1@" of access method @2@ is missing cross-type operator(s)**

[Description]

An error occurred during execution of the application or command.

[System Processing]

Processing is aborted.

[Action]

Check the message text and confirm that the application is written correctly and the command is being used correctly.

---

## 2.80.48 18348

---

**access method "@1@" is not of type @2@**

[Description]

An error occurred during execution of the application or command.

[System Processing]

Processing is aborted.

[Action]

Check the message text and confirm that the application is written correctly and the command is being used correctly.

---

## 2.80.49 18349

---

**index access method "@1@" does not have a handler**

[Description]

An error occurred during execution of the application or command.

[System Processing]

Processing is aborted.

[Action]

Check the message text and confirm that the application is written correctly and the command is being used correctly.

## 2.80.50 18350

---

**This can be caused by an interrupted VACUUM in version 9.3 or older, before upgrade. Please REINDEX it.**

[Description]

Supplementary information was output.

[System Processing]

None.

[Action]

Refer to this message together with the message that was output immediately beforehand.

## 2.80.51 18351

---

**operator family "@1@" of access method @2@ contains function @3@ with invalid support number @4@**

[Description]

An error occurred during execution of the application or command.

[System Processing]

Processing is aborted.

[Action]

Check the message text and confirm that the application is written correctly and the command is being used correctly.

## 2.80.52 18352

---

**operator family "@1@" of access method @2@ contains function @3@ with wrong signature for support number @4@**

[Description]

An error occurred during execution of the application or command.

[System Processing]

Processing is aborted.

[Action]

Check the message text and confirm that the application is written correctly and the command is being used correctly.

## 2.80.53 18353

---

**operator family "@1@" of access method @2@ contains operator @3@ with invalid strategy number @4@**

[Description]

An error occurred during execution of the application or command.

[System Processing]

Processing is aborted.

[Action]

Check the message text and confirm that the application is written correctly and the command is being used correctly.

## 2.80.54 18354

---

**operator family "@1@" of access method @2@ contains invalid ORDER BY specification for operator @3@**

[Description]

An error occurred during execution of the application or command.

[System Processing]

Processing is aborted.

[Action]

Check the message text and confirm that the application is written correctly and the command is being used correctly.

## 2.80.55 18355

---

**operator family "@1@" of access method @2@ contains operator @3@ with wrong signature**

[Description]

An error occurred during execution of the application or command.

[System Processing]

Processing is aborted.

[Action]

Check the message text and confirm that the application is written correctly and the command is being used correctly.

## 2.80.56 18356

---

**operator family "@1@" of access method @2@ is missing operator(s) for types @3@ and @4@**

[Description]

An error occurred during execution of the application or command.

[System Processing]

Processing is aborted.

[Action]

Check the message text and confirm that the application is written correctly and the command is being used correctly.

## 2.80.57 18357

---

**operator family "@1@" of access method @2@ is missing support function for types @3@ and @4@**

[Description]

An error occurred during execution of the application or command.

[System Processing]

Processing is aborted.



[Action]

Check the message text and confirm that the application is written correctly and the command is being used correctly.

## 2.80.58 18358

---

**operator class "@1@" of access method @2@ is missing operator(s)**

[Description]

An error occurred during execution of the application or command.

[System Processing]

Processing is aborted.

[Action]

Check the message text and confirm that the application is written correctly and the command is being used correctly.

## 2.80.59 18359

---

**operator family "@1@" of access method @2@ is missing cross-type operator(s)**

[Description]

An error occurred during execution of the application or command.

[System Processing]

Processing is aborted.

[Action]

Check the message text and confirm that the application is written correctly and the command is being used correctly.

## 2.80.60 18360

---

**operator family "@1@" of access method @2@ contains support procedure @3@ with different left and right input types**

[Description]

An error occurred during execution of the application or command.

[System Processing]

Processing is aborted.

[Action]

Check the message text and confirm that the application is written correctly and the command is being used correctly.

## 2.80.61 18361

---

**operator family "@1@" of access method @2@ contains function @3@ with invalid support number @4@**

[Description]

An error occurred during execution of the application or command.

[System Processing]

Processing is aborted.

[Action]

Check the message text and confirm that the application is written correctly and the command is being used correctly.

## 2.80.62 18362

---

**operator family "@1@" of access method @2@ contains function @3@ with wrong signature for support number @4@**

[Description]

An error occurred during execution of the application or command.

[System Processing]

Processing is aborted.

[Action]

Check the message text and confirm that the application is written correctly and the command is being used correctly.

## 2.80.63 18363

---

**operator family "@1@" of access method @2@ contains operator @3@ with invalid strategy number @4@**

[Description]

An error occurred during execution of the application or command.

[System Processing]

Processing is aborted.

[Action]

Check the message text and confirm that the application is written correctly and the command is being used correctly.

## 2.80.64 18364

---

**operator family "@1@" of access method @2@ contains invalid ORDER BY specification for operator @3@**

[Description]

An error occurred during execution of the application or command.

[System Processing]

Processing is aborted.

[Action]

Check the message text and confirm that the application is written correctly and the command is being used correctly.

## 2.80.65 18365

---

**operator family "@1@" of access method @2@ contains operator @3@ with wrong signature**

[Description]

An error occurred during execution of the application or command.

[System Processing]

Processing is aborted.

[Action]

Check the message text and confirm that the application is written correctly and the command is being used correctly.

## 2.80.66 18366

---

**operator family "@1@" of access method @2@ is missing operator(s) for types @3@ and @4@**

[Description]

An error occurred during execution of the application or command.

[System Processing]

Processing is aborted.

[Action]

Check the message text and confirm that the application is written correctly and the command is being used correctly.

## 2.80.67 18367

---

**operator family "@1@" of access method @2@ is missing support function @3@ for type @4@**

[Description]

An error occurred during execution of the application or command.

[System Processing]

Processing is aborted.

[Action]

Check the message text and confirm that the application is written correctly and the command is being used correctly.

## 2.80.68 18368

---

**operator class "@1@" of access method @2@ is missing operator(s)**

[Description]

An error occurred during execution of the application or command.

[System Processing]

Processing is aborted.

[Action]

Check the message text and confirm that the application is written correctly and the command is being used correctly.

## 2.80.69 18369

---

**Make sure the configuration parameter "@1@" is set on the master server.**

[Description]

Supplementary information was output.

[System Processing]

None.

[Action]

Refer to this message together with the message that was output immediately beforehand.

## 2.80.70 18370

---

**Make sure the configuration parameter "@1@" is set.**

[Description]

Supplementary information was output.

[System Processing]

None.

[Action]

Refer to this message together with the message that was output immediately beforehand.

## 2.80.71 18371

---

**Execute a database-wide VACUUM in that database. You might also need to commit or roll back old prepared transactions.**

[Description]

Supplementary information was output.

[System Processing]

None.

[Action]

Refer to this message together with the message that was output immediately beforehand.

## 2.80.72 18372

---

**database "@1@" must be vacuumed before @2@ more MultiXactId is used**

[Description]

Terminated normally.

[System Processing]

Continues processing.

[Action]

No action required.

## 2.80.73 18373

---

**database with OID @1@ must be vacuumed before @2@ more MultiXactId is used**

[Description]

Terminated normally.

[System Processing]

Continues processing.

[Action]

No action required.

## 2.80.74 18374

---

**This command would create a multixact with @1@ members, but the remaining space is only enough for @2@ member.**

[Description]

Supplementary information was output.

[System Processing]

None.

[Action]

Refer to this message together with the message that was output immediately beforehand.

## 2.80.75 18375

---

**Execute a database-wide VACUUM in database with OID @1@ with reduced vacuum\_multixact\_freeze\_min\_age and vacuum\_multixact\_freeze\_table\_age settings.**

[Description]

Supplementary information was output.

[System Processing]

None.

[Action]

Refer to this message together with the message that was output immediately beforehand.

## 2.80.76 18376

---

**database with OID @1@ must be vacuumed before @2@ more multixact member is used**

[Description]

Supplementary information was output.

[System Processing]

None.

[Action]

Refer to this message together with the message that was output immediately beforehand.

## 2.80.77 18377

---

**Execute a database-wide VACUUM in that database with reduced vacuum\_multixact\_freeze\_min\_age and vacuum\_multixact\_freeze\_table\_age settings.**

[Description]

Supplementary information was output.

[System Processing]

None.

[Action]

Refer to this message together with the message that was output immediately beforehand.

## 2.80.78 18378

---

### Expected a write-ahead log switchpoint location.

[Description]

Supplementary information was output.

[System Processing]

None.

[Action]

Refer to this message together with the message that was output immediately beforehand.

## 2.80.79 18379

---

### requested timeline @1@ is not in this server's history

[Description]

An error occurred.

[System Processing]

Processing will be aborted.

[Action]

To investigate the cause of the occurrence from the message, and remove cause.

## 2.80.80 18380

---

### Failed while allocating a WAL reading processor.

[Description]

Supplementary information was output.

[System Processing]

None.

[Action]

Refer to this message together with the message that was output immediately beforehand.

## 2.80.81 18381

---

### could not read two-phase state from WAL at @1@/@2@

[Description]

An error occurred.

[System Processing]

Processing will be aborted.

[Action]

To investigate the cause of the occurrence from the message, and remove cause.

## 2.80.82 18382

---

---

**expected two-phase state data is not present in WAL at @1@/@2@**

[Description]

An error occurred.

[System Processing]

Processing will be aborted.

[Action]

To investigate the cause of the occurrence from the message, and remove cause.

---

## 2.80.83 18383

---

**Stop the postmaster and vacuum that database in single-user mode. You might also need to commit or roll back old prepared transactions.**

[Description]

Supplementary information was output.

[System Processing]

None.

[Action]

Refer to this message together with the message that was output immediately beforehand.

---

## 2.80.84 18384

---

**The database cluster was initialized with LOBLKSIZE @1@, but the server was compiled with LOBLKSIZE @2@.**

[Description]

Supplementary information was output.

[System Processing]

None.

[Action]

Refer to this message together with the message that was output immediately beforehand.

---

## 2.80.85 18387

---

**@1@ "@2@": @3@**

[Description]

An error occurred.

[System Processing]

Processing will be aborted.

[Action]

To investigate the cause of the occurrence from the message, and remove cause.

---

## 2.80.86 18388

---

---

### aborting backup due to backend exiting before pg\_stop\_backup was called

[Description]

An error occurred.

[System Processing]

Processing will be aborted.

[Action]

To investigate the cause of the occurrence from the message, and remove cause.

---

## 2.80.87 18389

---

### a backup is already in progress in this session

[Description]

An error occurred.

[System Processing]

Processing will be aborted.

[Action]

To investigate the cause of the occurrence from the message, and remove cause.

---

## 2.80.88 18390

---

### non-exclusive backup in progress

[Description]

An error occurred.

[System Processing]

Processing will be aborted.

[Action]

Try using `pg_stop_backup('f')` to stop a non-exclusive backup.

---

## 2.80.89 18391

---

### non-exclusive backup is not in progress

[Description]

An error occurred.

[System Processing]

Processing will be aborted.

[Action]

Try using `pg_stop_backup('t')` to stop an exclusive backup.

---

## 2.80.90 18392

---

### pg\_class heap OID value not set when in binary upgrade mode



[Description]

An error occurred.

[System Processing]

Processing will be aborted.

[Action]

To investigate the cause of the occurrence from the message, and remove cause.

## 2.80.91 18393

---

### return type of inverse transition function @1@ is not @2@

[Description]

An error occurred during execution of the application or command.

[System Processing]

Processing will be aborted.

[Action]

Check the message text and confirm that the application is written correctly and the command is being used correctly.

## 2.80.92 18394

---

### return type of combine function @1@ is not @2@

[Description]

An error occurred during execution of the application or command.

[System Processing]

Processing will be aborted.

[Action]

Check the message text and confirm that the application is written correctly and the command is being used correctly.

## 2.80.93 18395

---

### combine function with transition type @1@ must not be declared STRICT

[Description]

An error occurred during execution of the application or command.

[System Processing]

Processing will be aborted.

[Action]

Check the message text and confirm that the application is written correctly and the command is being used correctly.

## 2.80.94 18396

---

### return type of serialization function @1@ is not @2@

[Description]

An error occurred during execution of the application or command.

[System Processing]

Processing will be aborted.

[Action]

Check the message text and confirm that the application is written correctly and the command is being used correctly.

---

## 2.80.95 18397

---

**return type of deserialization function @1@ is not @2@**

[Description]

An error occurred during execution of the application or command.

[System Processing]

Processing will be aborted.

[Action]

Check the message text and confirm that the application is written correctly and the command is being used correctly.

---

## 2.80.96 18398

---

**aggregate mfinalfunc must not be specified without mstype**

[Description]

An error occurred during execution of the application or command.

[System Processing]

Processing will be aborted.

[Action]

Check the message text and confirm that the application is written correctly and the command is being used correctly.

---

## 2.80.97 18399

---

**serialization functions may be specified only when the aggregate transition data type is @1@**

[Description]

An error occurred during execution of the application or command.

[System Processing]

Processing will be aborted.

[Action]

Check the message text and confirm that the application is written correctly and the command is being used correctly.

---

## 2.81 Message Numbers Beginning with 18400

---

---

### 2.81.1 18400

---

**must specify both or neither of serialization and deserialization functions**

[Description]

An error occurred during execution of the application or command.

[System Processing]

Processing will be aborted.

[Action]

Check the message text and confirm that the application is written correctly and the command is being used correctly.

---

## 2.81.2 18401

---

**permission denied to create access method "@1@"**

[Description]

An error occurred during execution of the application or command.

[System Processing]

Processing will be aborted.

[Action]

Check the message text and confirm that the application is written correctly and the command is being used correctly.

---

## 2.81.3 18402

---

**must be superuser to drop access methods**

[Description]

An error occurred during execution of the application or command.

[System Processing]

Processing will be aborted.

[Action]

Check the message text and confirm that the application is written correctly and the command is being used correctly.

---

## 2.81.4 18403

---

**handler function is not specified**

[Description]

An error occurred.

[System Processing]

Processing will be aborted.

[Action]

To investigate the cause of the occurrence from the message, and remove cause.

---

## 2.81.5 18404

---

**DO INSTEAD NOTHING rules are not supported for COPY**

[Description]

An error occurred during execution of the application or command.

[System Processing]

Processing will be aborted.

[Action]

Check the message text and confirm that the application is written correctly and the command is being used correctly.

## 2.81.6 18405

---

### conditional DO INSTEAD rules are not supported for COPY

[Description]

An error occurred during execution of the application or command.

[System Processing]

Processing will be aborted.

[Action]

Check the message text and confirm that the application is written correctly and the command is being used correctly.

## 2.81.7 18406

---

### DO ALSO rules are not supported for the COPY

[Description]

An error occurred during execution of the application or command.

[System Processing]

Processing will be aborted.

[Action]

Check the message text and confirm that the application is written correctly and the command is being used correctly.

## 2.81.8 18407

---

### multi-statement DO INSTEAD rules are not supported for COPY

[Description]

An error occurred during execution of the application or command.

[System Processing]

Processing will be aborted.

[Action]

Check the message text and confirm that the application is written correctly and the command is being used correctly.

## 2.81.9 18408

---

### COPY query must have a RETURNING clause

[Description]

An error occurred during execution of the application or command.

[System Processing]

Processing will be aborted.

[Action]

Check the message text and confirm that the application is written correctly and the command is being used correctly.

## 2.81.10 18409

---

### FORCE\_NULL column "@1@" not referenced by COPY

[Description]

An error occurred during execution of the application or command.

[System Processing]

Processing will be aborted.

[Action]

Check the message text and confirm that the application is written correctly and the command is being used correctly.

## 2.81.11 18410

---

### There is @1@ active slot

[Description]

Supplementary information was output.

[System Processing]

None.

[Action]

Refer to this message together with the message that was output immediately beforehand.

## 2.81.12 18411

---

### There is @1@ other session using the database.

[Description]

Supplementary information was output.

[System Processing]

None.

[Action]

Refer to this message together with the message that was output immediately beforehand.

## 2.81.13 18412

---

### There is @1@ prepared transaction using the database.

[Description]

Supplementary information was output.

[System Processing]

None.

[Action]

Refer to this message together with the message that was output immediately beforehand.

## 2.81.14 18413

---

---

**access method "@1@" does not exist, skipping****[Description]**

Terminated normally.

**[System Processing]**

Continues processing.

**[Action]**

No action required.

---

**2.81.15 18414**

---

**Must be superuser to create an event trigger.****[Description]**

Supplementary information was output.

**[System Processing]**

None.

**[Action]**

Refer to this message together with the message that was output immediately beforehand.

---

**2.81.16 18415**

---

**filter value "@1@" not recognized for filter variable "@2@"****[Description]**

An error occurred.

**[System Processing]**

Processing will be aborted.

**[Action]**

To investigate the cause of the occurrence from the message, and remove cause.

---

**2.81.17 18416**

---

**The owner of an event trigger must be a superuser.****[Description]**

Supplementary information was output.

**[System Processing]**

None.

**[Action]**

Refer to this message together with the message that was output immediately beforehand.

---

**2.81.18 18417**

---

**Use CREATE EXTENSION ... CASCADE to install required extensions too.**

[Description]

Supplementary information was output.

[System Processing]

None.

[Action]

Refer to this message together with the message that was output immediately beforehand.

## 2.81.19 18418

---

### file "@1@" is too large

[Description]

An error occurred.

[System Processing]

Processing will be aborted.

[Action]

To investigate the cause of the occurrence from the message, and remove cause.

## 2.81.20 18420

---

### index creation on system columns is not supported

[Description]

An error occurred during execution of the application or command.

[System Processing]

Processing will be aborted.

[Action]

Check the message text and confirm that the application is written correctly and the command is being used correctly.

## 2.81.21 18421

---

### Create a unique index with no WHERE clause on one or more columns of the materialized view.

[Description]

Supplementary information was output.

[System Processing]

None.

[Action]

Refer to this message together with the message that was output immediately beforehand.

## 2.81.22 18422

---

### join estimator function @1@ must return type @2@

[Description]

An error occurred during execution of the application or command.

[System Processing]

Processing will be aborted.

[Action]

Check the message text and confirm that the application is written correctly and the command is being used correctly.

---

## 2.81.23 18423

---

**operator attribute "@1@" cannot be changed**

[Description]

An error occurred during execution of the application or command.

[System Processing]

Processing will be aborted.

[Action]

Check the message text and confirm that the application is written correctly and the command is being used correctly.

---

## 2.81.24 18424

---

**All roles are members of the PUBLIC role.**

[Description]

Supplementary information was output.

[System Processing]

None.

[Action]

Refer to this message together with the message that was output immediately beforehand.

---

## 2.81.25 18425

---

**role "@1@" could not be removed from policy "@2@" on "@3@"**

[Description]

A warning has occurred during execution of the application or command.

[System Processing]

Continues processing.

[Action]

Check the message text and confirm that the application is written correctly and the command is being used correctly.

---

## 2.81.26 18426

---

**You might need to add an explicit cast.**

[Description]

Supplementary information was output.

[System Processing]

None.



[Action]

Refer to this message together with the message that was output immediately beforehand.

## 2.81.27 18427

---

**You might need to specify "USING @1@::@2@".**

[Description]

Supplementary information was output.

[System Processing]

None.

[Action]

Refer to this message together with the message that was output immediately beforehand.

## 2.81.28 18428

---

**@1@ depends on column "@2@"**

[Description]

Supplementary information was output.

[System Processing]

None.

[Action]

Refer to this message together with the message that was output immediately beforehand.

## 2.81.29 18429

---

**tablespace location should not be inside the data directory**

[Description]

A warning has occurred during execution of the application or command.

[System Processing]

Continues processing.

[Action]

Check the message text and confirm that the application is written correctly and the command is being used correctly.

## 2.81.30 18430

---

**Open the existing keystore, or set the master encryption key to create and open a new keystore**

[Description]

Supplementary information was output.

[System Processing]

None.

[Action]

Refer to this message together with the message that was output immediately beforehand.

## 2.81.31 18431

---

### Tablespace "@1@" does not exist.

[Description]

An error occurred during execution of the application or command.

[System Processing]

Processing will be aborted.

[Action]

Check the message text and confirm that the application is written correctly and the command is being used correctly.

## 2.81.32 18432

---

### Foreign tables cannot have TRUNCATE triggers.

[Description]

Supplementary information was output.

[System Processing]

None.

[Action]

Refer to this message together with the message that was output immediately beforehand.

## 2.81.33 18433

---

### Foreign tables cannot have constraint triggers.

[Description]

Supplementary information was output.

[System Processing]

None.

[Action]

Refer to this message together with the message that was output immediately beforehand.

## 2.81.34 18434

---

### Consider using an AFTER trigger instead of a BEFORE trigger to propagate changes to other rows.

[Description]

Supplementary information was output.

[System Processing]

None.

[Action]

Refer to this message together with the message that was output immediately beforehand.

## 2.81.35 18435

---

---

### **type input function @1@ should not be volatile**

[Description]

An error occurred during execution of the application or command.

[System Processing]

Continues processing.

[Action]

Check the message text and confirm that functions are not marked as volatile.

---

## **2.81.36 18436**

---

### **type output function @1@ should not be volatile**

[Description]

An error occurred during execution of the application or command.

[System Processing]

Continues processing.

[Action]

Check the message text and confirm that functions are not marked as volatile.

---

## **2.81.37 18437**

---

### **type receive function @1@ should not be volatile**

[Description]

An error occurred during execution of the application or command.

[System Processing]

Continues processing.

[Action]

Check the message text and confirm that functions are not marked as volatile.

---

## **2.81.38 18438**

---

### **type send function @1@ should not be volatile**

[Description]

An error occurred during execution of the application or command.

[System Processing]

Continues processing.

[Action]

Check the message text and confirm that functions are not marked as volatile.

---

## **2.81.39 18439**

---

### **type modifier input function @1@ should not be volatile**

[Description]

An error occurred during execution of the application or command.

[System Processing]

Continues processing.

[Action]

Check the message text and confirm that functions are not marked as volatile.

## 2.81.40 18440

---

### **type modifier output function @1@ should not be volatile**

[Description]

An error occurred during execution of the application or command.

[System Processing]

Continues processing.

[Action]

Check the message text and confirm that functions are not marked as volatile.

## 2.81.41 18441

---

### **You must specify an operator class for the range type or define a default operator class for the subtype.**

[Description]

Supplementary information was output.

[System Processing]

None.

[Action]

Refer to this message together with the message that was output immediately beforehand.

## 2.81.42 18442

---

### **Use ALTER TABLE instead.**

[Description]

Supplementary information was output.

[System Processing]

None.

[Action]

Refer to this message together with the message that was output immediately beforehand.

## 2.81.43 18443

---

### **VACUUM option DISABLE\_PAGE\_SKIPPING cannot be used with FULL**

[Description]

The DISABLE\_PAGE\_SKIPPING option cannot be used with VACUUM FULL or ANALYZE commands.

[System Processing]

Processing is aborted.

[Action]

Check the message text and confirm that the application is written correctly and the command is being used correctly.

---

## 2.81.44 18444

---

### oldest multixact is far in the past

[Description]

Terminated normally but a warning was output.

[System Processing]

Continues processing.

[Action]

Close open transactions with multixacts soon to avoid wraparound problems.

---

## 2.81.45 18445

---

### Close open transactions with multixacts soon to avoid wraparound problems.

[Description]

Supplementary information was output.

[System Processing]

None.

[Action]

Refer to this message together with the message that was output immediately beforehand.

---

## 2.81.46 18446

---

### Unrecognized key word: "@1@".

[Description]

An error occurred during execution of the application or command.

[System Processing]

Processing will be aborted.

[Action]

Check the message text and confirm that the application is written correctly and the command is being used correctly.

---

## 2.81.47 18447

---

### Conflicting "datestyle" specifications.

[Description]

An error occurred during execution of the application or command.

[System Processing]

Processing will be aborted.

[Action]

Check the message text and confirm that the application is written correctly and the command is being used correctly.

## 2.81.48 18448

---

### Cannot specify months in time zone interval.

[Description]

An error occurred during execution of the application or command.

[System Processing]

Processing will be aborted.

[Action]

Check the message text and confirm that the application is written correctly and the command is being used correctly.

## 2.81.49 18449

---

### Cannot specify days in time zone interval.

[Description]

An error occurred during execution of the application or command.

[System Processing]

Processing will be aborted.

[Action]

Check the message text and confirm that the application is written correctly and the command is being used correctly.

## 2.81.50 18450

---

### PostgreSQL does not support leap seconds.

[Description]

Supplementary information was output.

[System Processing]

None.

[Action]

Refer to this message together with the message that was output immediately beforehand.

## 2.81.51 18451

---

### UTC timezone offset is out of range.

[Description]

Supplementary information was output.

[System Processing]

None.

[Action]

Refer to this message together with the message that was output immediately beforehand.

## 2.81.52 18452

---

**You can use REPEATABLE READ instead.**

[Description]

Supplementary information was output.

[System Processing]

None.

[Action]

Refer to this message together with the message that was output immediately beforehand.

## 2.81.53 18453

---

**Conversion between @1@ and @2@ is not supported.**

[Description]

Supplementary information was output.

[System Processing]

None.

[Action]

Refer to this message together with the message that was output immediately beforehand.

## 2.81.54 18454

---

**Cannot change "client\_encoding" now.**

[Description]

Supplementary information was output.

[System Processing]

None.

[Action]

Refer to this message together with the message that was output immediately beforehand.

## 2.81.55 18455

---

**cannot change client\_encoding during a parallel operation**

[Description]

This error occurs if a function wants to set client\_encoding and is invoked by the parallel query.

[System Processing]

Processing will be aborted.

[Action]

Check the message text and confirm that client\_encoding is not set by the parallel query operation.

## 2.81.56 18456

---

---

**Valid values are "local" and "cascaded".**

[Description]

Supplementary information was output.

[System Processing]

None.

[Action]

Refer to this message together with the message that was output immediately beforehand.

---

## 2.81.57 18457

---

**Key conflicts exist.**

[Description]

Supplementary information was output.

[System Processing]

None.

[Action]

Refer to this message together with the message that was output immediately beforehand.

---

## 2.81.58 18458

---

**Key conflicts with existing key.**

[Description]

Supplementary information was output.

[System Processing]

None.

[Action]

Refer to this message together with the message that was output immediately beforehand.

---

## 2.81.59 18459

---

**Failing row contains @1@.**

[Description]

Supplementary information was output.

[System Processing]

None.

[Action]

Refer to this message together with the message that was output immediately beforehand.

---

## 2.81.60 18460

---

**Use the REFRESH MATERIALIZED VIEW command.**



[Description]

Supplementary information was output.

[System Processing]

None.

[Action]

Refer to this message together with the message that was output immediately beforehand.

## 2.81.61 18461

---

### combine function for aggregate @1 @ must be declared as STRICT

[Description]

An error occurred during execution of the application or command.

[System Processing]

Processing will be aborted.

[Action]

Check the message text and confirm that the application is written correctly and the command is being used correctly.

## 2.81.62 18462

---

### Ensure that no rows proposed for insertion within the same command have duplicate constrained values.

[Description]

Supplementary information was output.

[System Processing]

None.

[Action]

Refer to this message together with the message that was output immediately beforehand.

## 2.81.63 18463

---

### could not send tuple to shared-memory queue

[Description]

An unexpected error occurred.

[System Processing]

Processing will be aborted.

[Action]

Contact Fujitsu technical support.

## 2.81.64 18464

---

### BSD authentication failed for user "@1@"

[Description]

An error occurred during execution of the application or command.

[System Processing]

Processing will be aborted.

[Action]

Check the message text and confirm that the application is written correctly and the command is being used correctly.

## 2.81.65 18465

---

**Connection matched pg\_hba.conf line @1@: "@2@"**

[Description]

Supplementary information was output.

[System Processing]

None.

[Action]

Refer to this message together with the message that was output immediately beforehand.

## 2.81.66 18466

---

**could not translate name**

[Description]

An error occurred while translating domain name to Kerberos realm name in SSL.

[System Processing]

Processing will be aborted.

[Action]

Check the message text and confirm that the domain name is written correctly.

## 2.81.67 18467

---

**realm name too long**

[Description]

An error occurred while translating domain name to Kerberos realm name in SSL.

[System Processing]

Processing will be aborted.

[Action]

Check the message text and confirm that the domain name is written correctly.

## 2.81.68 18468

---

**translated account name too long**

[Description]

An error occurred while translating account name to Kerberos user name in SSL.

[System Processing]

Processing will be aborted.

[Action]

Check the message text and confirm that the account name is written correctly.

## 2.81.69 18469

---

**pam\_set\_item(PAM\_RHOST) failed: @1@**

[Description]

An error occurred.

[System Processing]

Processing will be aborted.

[Action]

To investigate the cause of the occurrence from the message, and remove cause.

## 2.81.70 18470

---

**LDAP search for filter "@1@" on server "@2@" returned @3@ entry.**

[Description]

Supplementary information was output.

[System Processing]

None.

[Action]

Refer to this message together with the message that was output immediately beforehand.

## 2.81.71 18471

---

**RADIUS response from @1@ has corrupt length: @2@ (actual length @3@)**

[Description]

An error occurred.

[System Processing]

Processing will be aborted.

[Action]

To investigate the cause of the occurrence from the message, and remove cause.

## 2.81.72 18472

---

**private key file "@1@" is not a regular file**

[Description]

An error occurred during I/O processing in the database server.

[System Processing]

Processing will be aborted.

[Action]

To investigate the cause of the occurrence from the message, and remove cause.

## 2.81.73 18473

---

### private key file "@1@" must be owned by the database user or root

[Description]

An error occurred during I/O processing in the database server.

[System Processing]

Processing will be aborted.

[Action]

To investigate the cause of the occurrence from the message, and remove cause.

## 2.81.74 18474

---

### terminating connection due to unexpected postmaster exit

[Description]

An error occurred during execution of the application or command.

[System Processing]

Processing will be aborted.

[Action]

Check the message text and confirm that the server is still running.

## 2.81.75 18475

---

### Role "@1@" does not exist.

[Description]

The user does not exist.

[System Processing]

Processing will be aborted.

[Action]

To investigate the cause of the occurrence from the message, and remove cause.

## 2.81.76 18476

---

### User "@1@" has an expired password.

[Description]

The password is blank.

[System Processing]

Processing will be aborted.

[Action]

To investigate the cause of the occurrence from the message, and remove cause.

## 2.81.77 18477

---

---

**Password does not match for user "@1@".****[Description]**

An error occurred during execution of the application or command.

**[System Processing]**

Processing will be aborted.

**[Action]**

Check the message text and confirm that the application is written correctly and the command is being used correctly.

---

**2.81.78 18478**

---

**Specify exactly one connection type per line.****[Description]**

Supplementary information was output.

**[System Processing]**

None.

**[Action]**

Refer to this message together with the message that was output immediately beforehand.

---

**2.81.79 18479**

---

**Specify one address range per line.****[Description]**

Supplementary information was output.

**[System Processing]**

None.

**[Action]**

Refer to this message together with the message that was output immediately beforehand.

---

**2.81.80 18480**

---

**Specify an address range in CIDR notation, or provide a separate netmask.****[Description]**

Supplementary information was output.

**[System Processing]**

None.

**[Action]**

Refer to this message together with the message that was output immediately beforehand.

---

**2.81.81 18481**

---

**Specify exactly one authentication type per line.**

[Description]

Supplementary information was output.

[System Processing]

None.

[Action]

Refer to this message together with the message that was output immediately beforehand.

## 2.81.82 18482

---

### extensible node type "@1@" already exists

[Description]

An error occurred.

[System Processing]

Processing will be aborted.

[Action]

To investigate the cause of the occurrence from the message, and remove cause.

## 2.81.83 18483

---

### ExtensibleNodeMethods "@1@" was not registered

[Description]

An error occurred.

[System Processing]

Processing will be aborted.

[Action]

To investigate the cause of the occurrence from the message, and remove cause.

## 2.81.84 18484

---

### whole row unique index inference specifications are not supported

[Description]

The whole row unique index inference specifications are not supported.

[System Processing]

Processing will be aborted.

[Action]

To investigate the cause of the occurrence from the message, and remove cause.

## 2.81.85 18485

---

**It is SQL to which the outer joined operator is not supported. Please change to SQL that is using the joined table.**

[Description]

Supplementary information was output.

[System Processing]

None.

[Action]

Refer to this message together with the message that was output immediately beforehand.

## 2.81.86 18486

---

### **too many grouping sets present (maximum 4096)**

[Description]

An error occurred during execution of the application or command.

[System Processing]

Processing will be aborted.

[Action]

Check the message text and confirm that the items in the GROUPING SET are less than the maximum allowable value.

## 2.81.87 18487

---

### **Put a separate column definition list for each function inside ROWS FROM().**

[Description]

Supplementary information was output.

[System Processing]

None.

[Action]

Refer to this message together with the message that was output immediately beforehand.

## 2.81.88 18488

---

### **Use separate UNNEST() calls inside ROWS FROM(), and attach a column definition list to each one.**

[Description]

Supplementary information was output.

[System Processing]

None.

[Action]

Refer to this message together with the message that was output immediately beforehand.

## 2.81.89 18489

---

### **Put the column definition list inside ROWS FROM().**

[Description]

Supplementary information was output.

[System Processing]

None.

[Action]

Refer to this message together with the message that was output immediately beforehand.

## 2.81.90 18490

---

**For example, ON CONFLICT (column\_name).**

[Description]

Supplementary information was output.

[System Processing]

None.

[Action]

Refer to this message together with the message that was output immediately beforehand.

## 2.81.91 18491

---

**operator precedence change: @1@ is now lower precedence than @2@**

[Description]

An error occurred during execution of the application or command.

[System Processing]

Continues processing.

[Action]

Check the message text and confirm that the application is written correctly and the command is being used correctly.

## 2.81.92 18492

---

**There is an ordered-set aggregate @1@, but it requires @2@ direct arguments, not @3@.**

[Description]

Supplementary information was output.

[System Processing]

None.

[Action]

Refer to this message together with the message that was output immediately beforehand.

## 2.81.93 18493

---

**To use the hypothetical-set aggregate @1@, the number of hypothetical direct arguments (here @2@) must match the number of ordering columns (here @3@).**

[Description]

Supplementary information was output.



[System Processing]

None.

[Action]

Refer to this message together with the message that was output immediately beforehand.

## 2.81.94 18494

---

**There is an ordered-set aggregate @1@, but it requires at least @2@ direct arguments.**

[Description]

Supplementary information was output.

[System Processing]

None.

[Action]

Refer to this message together with the message that was output immediately beforehand.

## 2.81.95 18495

---

**Could not choose a best candidate function. You might need to add explicit type casts.**

[Description]

Supplementary information was output.

[System Processing]

None.

[Action]

Refer to this message together with the message that was output immediately beforehand.

## 2.81.96 18496

---

**FILTER is not implemented for non-aggregate window functions**

[Description]

FILTER is not yet supported with true window functions.

[System Processing]

Processing will be aborted.

[Action]

Check the message text and confirm that the application is written correctly and the command is being used correctly.

## 2.81.97 18497

---

**The combining JOIN type must be INNER or LEFT for a LATERAL reference.**

[Description]

Supplementary information was output.

[System Processing]

None.

[Action]

Refer to this message together with the message that was output immediately beforehand.

## 2.81.98 18498

---

**Perhaps you meant to reference the column "@1@.@2@".**

[Description]

Supplementary information was output.

[System Processing]

None.

[Action]

Refer to this message together with the message that was output immediately beforehand.

## 2.81.99 18499

---

**There is a column named "@1@" in table "@2@", but it cannot be referenced from this part of the query.**

[Description]

Supplementary information was output.

[System Processing]

None.

[Action]

Refer to this message together with the message that was output immediately beforehand.

## 2.82 Message Numbers Beginning with 18500

---

### 2.82.1 18500

---

**Perhaps you meant to reference the column "@1@.@2@" or the column "@3@.@4@".**

[Description]

Supplementary information was output.

[System Processing]

None.

[Action]

Refer to this message together with the message that was output immediately beforehand.

### 2.82.2 18501

---

**This error usually means that PostgreSQL's request for a shared memory segment exceeded your kernel's SHMMAX parameter, or possibly that it is less than your kernel's SHMMIN parameter. The PostgreSQL documentation contains more information about shared memory configuration.**

[Description]

Supplementary information was output.

[System Processing]

None.

[Action]

Refer to this message together with the message that was output immediately beforehand.

---

### 2.82.3 18502

**This error usually means that PostgreSQL's request for a shared memory segment exceeded your kernel's SHMALL parameter. You might need to reconfigure the kernel with larger SHMALL. The PostgreSQL documentation contains more information about shared memory configuration.**

[Description]

Supplementary information was output.

[System Processing]

None.

[Action]

Refer to this message together with the message that was output immediately beforehand.

---

### 2.82.4 18503

**This error does *\*not\** mean that you have run out of disk space. It occurs either if all available shared memory IDs have been taken, in which case you need to raise the SHMMNI parameter in your kernel, or because the system's overall limit for shared memory has been reached. The PostgreSQL documentation contains more information about shared memory configuration.**

[Description]

Supplementary information was output.

[System Processing]

None.

[Action]

Refer to this message together with the message that was output immediately beforehand.

---

### 2.82.5 18504

**This error usually means that PostgreSQL's request for a shared memory segment exceeded available memory, swap space, or huge pages. To reduce the request size (currently @1@ bytes), reduce PostgreSQL's shared memory usage, perhaps by reducing shared\_buffers or max\_connections.**

[Description]

Supplementary information was output.

[System Processing]

None.

[Action]

Refer to this message together with the message that was output immediately beforehand.

---

### 2.82.6 18505

---

### wrote crash dump to file "@1@"

[Description]

An error occurred.

[System Processing]

None

[Action]

To investigate the cause of the occurrence from the message, and remove cause.

---

## 2.82.7 18506

---

### background worker "@1@": must be registered in shared\_preload\_libraries

[Description]

The background worker must be registered in shared\_preload\_libraries.

[System Processing]

Processing will be aborted.

[Action]

Check the message text and confirm that the application is written correctly and the command is being used correctly.

---

## 2.82.8 18507

---

### too many background workers

[Description]

Up to max\_worker\_processes background worker can be registered with the current settings.

[System Processing]

Processing will be aborted.

[Action]

Consider increasing the value of configuration parameter max\_worker\_processes.

---

## 2.82.9 18508

---

### Up to @1@ background worker can be registered with the current settings.

[Description]

Supplementary information was output.

[System Processing]

None.

[Action]

Refer to this message together with the message that was output immediately beforehand.

---

## 2.82.10 18509

---

### Consider increasing the configuration parameter "max\_worker\_processes".

[Description]

Supplementary information was output.

[System Processing]

None.

[Action]

Refer to this message together with the message that was output immediately beforehand.

## 2.82.11 18510

---

### checkpoints are occurring too frequently (@1 @ second apart)

[Description]

Checkpoints are occurring too frequently.

[System Processing]

Continues processing.

[Action]

Consider increasing the value of configuration parameter max\_wal\_size.

## 2.82.12 18511

---

### using stale statistics instead of current ones because stats collector is not responding

[Description]

Using stale statistics instead of current ones because the statistics collector is not responding.

[System Processing]

Continues processing.

[Action]

Contact Fujitsu technical support.

## 2.82.13 18512

---

### ending log output to stderr

[Description]

Ending log output to stderr.

[System Processing]

Continues processing.

[Action]

Future log output will be output to the log destination.

## 2.82.14 18513

---

### Future log output will go to log destination "@1@".

[Description]

Supplementary information was output.

[System Processing]

None.

[Action]

Refer to this message together with the message that was output immediately beforehand.

## 2.82.15 18514

---

**Set the LC\_ALL environment variable to a valid locale.**

[Description]

Supplementary information was output.

[System Processing]

None.

[Action]

Refer to this message together with the message that was output immediately beforehand.

## 2.82.16 18515

---

**@1@: could not find the database systemExpected to find it in the directory "@2@",but could not open file "@3@": @4@**

[Description]

An error occurred.

[System Processing]

Processing will be aborted.

[Action]

To investigate the cause of the occurrence from the message, and remove cause.

## 2.82.17 18516

---

**Valid values are: "false", 0, "true", 1, "database".**

[Description]

Supplementary information was output.

[System Processing]

None.

[Action]

Refer to this message together with the message that was output immediately beforehand.

## 2.82.18 18517

---

**@1@ was not reloaded**

[Description]

The application or command terminated normally, but a warning was output.

[System Processing]

Processing will continue.

[Action]

Check the message text and confirm that the issue does not affect the expected outcome.

## 2.82.19 18518

---

### shutdown at recovery target

[Description]

Terminated normally, but a log message was output.

[System Processing]

None

[Action]

No action required.

## 2.82.20 18519

---

### Failed process was running: @1@

[Description]

Supplementary information was output.

[System Processing]

None.

[Action]

Refer to this message together with the message that was output immediately beforehand.

## 2.82.21 18520

---

### could not fork checkpointer process: @1@

[Description]

An error occurred.

[System Processing]

Processing will be aborted.

[Action]

To investigate the cause of the occurrence from the message, and remove cause.

## 2.82.22 18521

---

### could not fork worker process: @1@

[Description]

An error occurred.

[System Processing]

Processing will be aborted.

[Action]

To investigate the cause of the occurrence from the message, and remove cause.

## 2.82.23 18522

---

**could not parse connection string: @1@**

[Description]

An error occurred during communication between the application and the database server.

[System Processing]

Processing will be aborted.

[Action]

Check if there are any problems in the network, eliminate the cause of any error and re-execute the command.

## 2.82.24 18523

---

**Could not identify system: got @1@ rows and @2@ fields, expected @3@ rows and @4@ or more fields.**

[Description]

Supplementary information was output.

[System Processing]

None.

[Action]

Refer to this message together with the message that was output immediately beforehand.

## 2.82.25 18524

---

**Increase max\_replication\_slots and try again.**

[Description]

Supplementary information was output.

[System Processing]

None.

[Action]

Refer to this message together with the message that was output immediately beforehand.

## 2.82.26 18525

---

**logical decoding found consistent point at @1@/@2@**

[Description]

Transaction ID has finished. There are no more running transactions.

[System Processing]

Continues processing.

[Action]

No action required.



## 2.82.27 18527

---

**There are no running transactions.**

[Description]

Supplementary information was output.

[System Processing]

None.

[Action]

Refer to this message together with the message that was output immediately beforehand.

## 2.82.28 18528

---

**logical decoding found initial starting point at @1@/@2@**

[Description]

The transaction needs to finish before building a snapshot.

[System Processing]

Continues processing.

[Action]

No action required.

## 2.82.29 18530

---

**Logical decoding will begin using saved snapshot.**

[Description]

Supplementary information was output.

[System Processing]

None.

[Action]

Refer to this message together with the message that was output immediately beforehand.

## 2.82.30 18531

---

**could not parse file name "@1@"**

[Description]

Could not parse file name in pg\_logical/snapshots.

[System Processing]

Continues processing.

[Action]

No action required.

## 2.82.31 18532

---

---

**Replication slot names may only contain lower case letters, numbers, and the underscore character.**

[Description]

Supplementary information was output.

[System Processing]

None.

[Action]

Refer to this message together with the message that was output immediately beforehand.

---

### 2.82.32 18533

---

**Free one or increase max\_replication\_slots.**

[Description]

Supplementary information was output.

[System Processing]

None.

[Action]

Refer to this message together with the message that was output immediately beforehand.

---

### 2.82.33 18534

---

**standby "@1@" is now a synchronous standby with priority @2@**

[Description]

Inform the user that the standby server is now a synchronous standby with priority number.

[System Processing]

Continues processing.

[Action]

No action required.

---

### 2.82.34 18535

---

**synchronous\_standby\_names parser failed**

[Description]

An error occurred during execution of the application or command.

[System Processing]

Processing will be aborted.

[Action]

Check the value of synchronous\_standby\_names, which may come from postgresql.conf or the SQL command line.

---

### 2.82.35 18536

---

**End of WAL reached on timeline @1@ at @2@/@3@.**

[Description]

Supplementary information was output.

[System Processing]

None.

[Action]

Refer to this message together with the message that was output immediately beforehand.

## 2.82.36 18537

---

### primary server contains no more WAL on requested timeline @1@

[Description]

The primary server contains no more WALs on the requested timeline.

[System Processing]

Continues processing.

[Action]

No action required.

## 2.82.37 18538

---

### could not close log segment @1@: @2@

[Description]

An error occurred during I/O processing in the database server.

[System Processing]

Processing will be aborted.

[Action]

To investigate the cause of the occurrence from the message, and remove cause.

## 2.82.38 18539

---

### This server's history forked from timeline @1@ at @2@/@3@.

[Description]

Supplementary information was output.

[System Processing]

None.

[Action]

Refer to this message together with the message that was output immediately beforehand.

## 2.82.39 18540

---

### requested starting point @1@/@2@ is ahead of the WAL flush position of this server @3@/@4@

[Description]

An error occurred during execution of the application or command.

[System Processing]

Processing will be aborted.

[Action]

Check the message text and confirm that the application is written correctly and the command is being used correctly.

---

## 2.82.40 18541

---

### terminating walsender process after promotion

[Description]

Terminated normally.

[System Processing]

Continues processing.

[Action]

No action required.

---

## 2.82.41 18542

---

### invalid page in block @1@ of relation @2@; zeroing out page

[Description]

In invalid page was found in the relation.

[System Processing]

Continues processing.

[Action]

No action required.

---

## 2.82.42 18543

---

### snapshot too old

[Description]

The snapshot is too old.

[System Processing]

Processing will be aborted.

[Action]

To investigate the cause of the occurrence from the message, and remove cause.

---

## 2.82.43 18544

---

### could not flush dirty data: @1@

[Description]

Terminated normally.

[System Processing]

Continues processing.

[Action]

No action required.

## 2.82.44 18545

---

### could not determine dirty data size: @1@

[Description]

Could not determine dirty data size when flushing data.

[System Processing]

Continues processing.

[Action]

No action required.

## 2.82.45 18546

---

### could not munmap() while flushing data: @1@

[Description]

An error is returned from the munmap function.

[System Processing]

Processing will be aborted.

[Action]

Contact Fujitsu technical support.

## 2.82.46 18547

---

### dynamic shared memory control segment is corrupt

[Description]

Dynamic shared memory control segment is corrupt.

[System Processing]

Continues processing.

[Action]

No action required.

## 2.82.47 18548

---

### Set dynamic\_shared\_memory\_type to a value other than "none".

[Description]

Supplementary information was output.

[System Processing]

None.

[Action]

Refer to this message together with the message that was output immediately beforehand.

## 2.82.48 18549

---

**@1@ failed: @2@**

[Description]

An error occurred for epoll\_ctl.

[System Processing]

Processing will be aborted.

[Action]

To investigate the cause of the occurrence from the message, and remove cause.

## 2.82.49 18550

---

**@1@ failed: @2@**

[Description]

An error occurred for epoll\_wait.

[System Processing]

Processing will be aborted.

[Action]

To investigate the cause of the occurrence from the message, and remove cause.

## 2.82.50 18551

---

**while updating tuple (@1@, @2@) in relation "@3@"**

[Description]

Supplementary information was output.

[System Processing]

None.

[Action]

Refer to this message together with the message that was output immediately beforehand.

## 2.82.51 18552

---

**while deleting tuple (@1@, @2@) in relation "@3@"**

[Description]

Supplementary information was output.

[System Processing]

None.

[Action]

Refer to this message together with the message that was output immediately beforehand.

## 2.82.52 18553

---

---

### while locking tuple (@1@, @2@) in relation "@3@"

[Description]

Supplementary information was output.

[System Processing]

None.

[Action]

Refer to this message together with the message that was output immediately beforehand.

---

## 2.82.53 18554

---

### while locking updated version (@1@, @2@) of tuple in relation "@3@"

[Description]

Supplementary information was output.

[System Processing]

None.

[Action]

Refer to this message together with the message that was output immediately beforehand.

---

## 2.82.54 18555

---

### while inserting index tuple (@1@, @2@) in relation "@3@"

[Description]

Supplementary information was output.

[System Processing]

None.

[Action]

Refer to this message together with the message that was output immediately beforehand.

---

## 2.82.55 18556

---

### while checking uniqueness of tuple (@1@, @2@) in relation "@3@"

[Description]

Supplementary information was output.

[System Processing]

None.

[Action]

Refer to this message together with the message that was output immediately beforehand.

---

## 2.82.56 18557

---

### while rechecking updated tuple (@1@, @2@) in relation "@3@"

[Description]

Supplementary information was output.

[System Processing]

None.

[Action]

Refer to this message together with the message that was output immediately beforehand.

## 2.82.57 18558

---

### while checking exclusion constraint on tuple (@1@, @2@) in relation "@3@"

[Description]

Supplementary information was output.

[System Processing]

None.

[Action]

Refer to this message together with the message that was output immediately beforehand.

## 2.82.58 18559

---

### The source process with PID @1@ is not running anymore.

[Description]

Supplementary information was output.

[System Processing]

None.

[Action]

Refer to this message together with the message that was output immediately beforehand.

## 2.82.59 18560

---

### Process @1@ waits for @2@ on @3@.

[Description]

Supplementary information was output.

[System Processing]

None.

[Action]

Refer to this message together with the message that was output immediately beforehand.

## 2.82.60 18561

---

### page verification failed, calculated checksum @1@ but expected @2@

[Description]

The calculated checksum is different from the checksum in the page head.



[System Processing]

Continues processing.

[Action]

No action required.

## 2.82.61 18562

---

**could not open file "@1@" (target block @2@): previous segment is only @3@ blocks**

[Description]

An error occurred during I/O processing in the database server.

[System Processing]

Processing will be aborted.

[Action]

To investigate the cause of the occurrence from the message, and remove cause.

## 2.82.62 18563

---

**terminating connection because of crash of another server process**

[Description]

The postmaster has commanded this server process to roll back the current transaction and exit, because another server process exited abnormally and possibly corrupted shared memory.

[System Processing]

Continues processing.

[Action]

Check the message text and confirm that the event indicated in supplementary information reported by the system is a planned event.

## 2.82.63 18564

---

**The postmaster has commanded this server process to roll back the current transaction and exit, because another server process exited abnormally and possibly corrupted shared memory.**

[Description]

Supplementary information was output.

[System Processing]

None.

[Action]

Refer to this message together with the message that was output immediately beforehand.

## 2.82.64 18565

---

**terminating connection due to idle-in-transaction timeout**

[Description]

Processing was canceled.

[System Processing]

Processing will be aborted.

[Action]

Check the message text.

## 2.82.65 18566

---

**"max\_stack\_depth" must not exceed @1@kB.**

[Description]

An error occurred during execution of the application or command.

[System Processing]

Processing will be aborted.

[Action]

Check the message text and confirm that the application is written correctly and the command is being used correctly.

## 2.82.66 18567

---

**Increase the platform's stack depth limit via "ulimit -s" or local equivalent.**

[Description]

An error occurred during execution of the application or command.

[System Processing]

Processing will be aborted.

[Action]

Check the message text and confirm that the application is written correctly and the command is being used correctly.

## 2.82.67 18568

---

**invalid affix flag "@1@"**

[Description]

An error occurred during execution of the application or command.

[System Processing]

Processing will be aborted.

[Action]

Check the message text and confirm that the application is written correctly and the command is being used correctly.

## 2.82.68 18569

---

**affix flag "@1@" is out of range**

[Description]

An error occurred during execution of the application or command.

[System Processing]

Processing will be aborted.

[Action]

Check the message text and confirm that the application is written correctly and the command is being used correctly.

## 2.82.69 18570

---

### invalid character in affix flag "@1@"

[Description]

An error occurred during execution of the application or command.

[System Processing]

Processing will be aborted.

[Action]

Check the message text and confirm that the application is written correctly and the command is being used correctly.

## 2.82.70 18571

---

### invalid affix flag "@1@" with "long" flag value

[Description]

An error occurred during execution of the application or command.

[System Processing]

Processing will be aborted.

[Action]

Check the message text and confirm that the application is written correctly and the command is being used correctly.

## 2.82.71 18572

---

### invalid affix alias "@1@"

[Description]

An error occurred during execution of the application or command.

[System Processing]

Processing will be aborted.

[Action]

Check the message text and confirm that the application is written correctly and the command is being used correctly.

## 2.82.72 18573

---

### invalid number of flag vector aliases

[Description]

An error occurred during execution of the application or command.

[System Processing]

Processing will be aborted.

[Action]

Check the message text and confirm that the application is written correctly and the command is being used correctly.

## 2.82.73 18574

---

### Missing array dimension value.

[Description]

Supplementary information was output.

[System Processing]

None.

[Action]

Refer to this message together with the message that was output immediately beforehand.

## 2.82.74 18575

---

### Missing "@1@" after array dimensions.

[Description]

Supplementary information was output.

[System Processing]

None.

[Action]

Refer to this message together with the message that was output immediately beforehand.

## 2.82.75 18576

---

### Array contents must start with "{".

[Description]

Supplementary information was output.

[System Processing]

None.

[Action]

Refer to this message together with the message that was output immediately beforehand.

## 2.82.76 18577

---

### Unexpected "@1@" character.

[Description]

Supplementary information was output.

[System Processing]

None.

[Action]

Refer to this message together with the message that was output immediately beforehand.

## 2.82.77 18578

---

---

### Unexpected array element.

[Description]

Supplementary information was output.

[System Processing]

None.

[Action]

Refer to this message together with the message that was output immediately beforehand.

---

## 2.82.78 18579

---

### Unmatched "@1@" character.

[Description]

Supplementary information was output.

[System Processing]

None.

[Action]

Refer to this message together with the message that was output immediately beforehand.

---

## 2.82.79 18580

---

### Multidimensional arrays must have sub-arrays with matching dimensions.

[Description]

Supplementary information was output.

[System Processing]

None.

[Action]

Refer to this message together with the message that was output immediately beforehand.

---

## 2.82.80 18581

---

### Junk after closing right brace.

[Description]

Supplementary information was output.

[System Processing]

None.

[Action]

Refer to this message together with the message that was output immediately beforehand.

---

## 2.82.81 18582

---

### array slice subscript must provide both boundaries

[Description]

An error occurred during execution of the application or command.

[System Processing]

Processing will be aborted.

[Action]

When assigning to a slice of an empty array value, slice boundaries must be fully specified.

## 2.82.82 18583

---

**When assigning to a slice of an empty array value, slice boundaries must be fully specified.**

[Description]

Supplementary information was output.

[System Processing]

None.

[Action]

Refer to this message together with the message that was output immediately beforehand.

## 2.82.83 18585

---

**This time zone name appears in the configuration file for time zone abbreviation "@1@".**

[Description]

Supplementary information was output.

[System Processing]

None.

[Action]

Refer to this message together with the message that was output immediately beforehand.

## 2.82.84 18586

---

**invalid size: "@1@"**

[Description]

An error occurred during execution of the application or command.

[System Processing]

Processing will be aborted.

[Action]

Check the message text and confirm that the application is written correctly and the command is being used correctly.

## 2.82.85 18587

---

**Invalid size unit: "@1@".**

[Description]

Supplementary information was output.

[System Processing]

None.

[Action]

Refer to this message together with the message that was output immediately beforehand.

---

## 2.82.86 18588

---

**Valid units are "bytes", "kB", "MB", "GB", and "TB".**

[Description]

Supplementary information was output.

[System Processing]

None.

[Action]

Refer to this message together with the message that was output immediately beforehand.

---

## 2.82.87 18589

---

**Input data is missing padding, is truncated, or is otherwise corrupted.**

[Description]

Supplementary information was output.

[System Processing]

None.

[Action]

Refer to this message together with the message that was output immediately beforehand.

---

## 2.82.88 18590

---

**Character with value 0x@1@ must be escaped.**

[Description]

Supplementary information was output.

[System Processing]

None.

[Action]

Refer to this message together with the message that was output immediately beforehand.

---

## 2.82.89 18591

---

**Unicode high surrogate must not follow a high surrogate.**

[Description]

Supplementary information was output.

[System Processing]

None.

[Action]

Refer to this message together with the message that was output immediately beforehand.

## 2.82.90 18592

---

**Unicode low surrogate must follow a high surrogate.**

[Description]

Supplementary information was output.

[System Processing]

None.

[Action]

Refer to this message together with the message that was output immediately beforehand.

## 2.82.91 18593

---

**\u0000 cannot be converted to text.**

[Description]

Supplementary information was output.

[System Processing]

None.

[Action]

Refer to this message together with the message that was output immediately beforehand.

## 2.82.92 18595

---

**Escape sequence "\\@1@" is invalid.**

[Description]

Supplementary information was output.

[System Processing]

None.

[Action]

Refer to this message together with the message that was output immediately beforehand.

## 2.82.93 18596

---

**The input string ended unexpectedly.**

[Description]

Supplementary information was output.

[System Processing]

None.

[Action]

Refer to this message together with the message that was output immediately beforehand.



## 2.82.94 18597

---

### Expected end of input, but found "@1@".

[Description]

Supplementary information was output.

[System Processing]

None.

[Action]

Refer to this message together with the message that was output immediately beforehand.

## 2.82.95 18598

---

### Expected JSON value, but found "@1@".

[Description]

Supplementary information was output.

[System Processing]

None.

[Action]

Refer to this message together with the message that was output immediately beforehand.

## 2.82.96 18599

---

### Expected string, but found "@1@".

[Description]

Supplementary information was output.

[System Processing]

None.

[Action]

Refer to this message together with the message that was output immediately beforehand.

## 2.83 Message Numbers Beginning with 18600

---

### 2.83.1 18600

---

#### Expected array element or "]", but found "@1@".

[Description]

Supplementary information was output.

[System Processing]

None.

[Action]

Refer to this message together with the message that was output immediately beforehand.

## 2.83.2 18601

---

**Expected ",", or "]", but found "@1@".**

[Description]

Supplementary information was output.

[System Processing]

None.

[Action]

Refer to this message together with the message that was output immediately beforehand.

## 2.83.3 18602

---

**Expected string or "}", but found "@1@".**

[Description]

Supplementary information was output.

[System Processing]

None.

[Action]

Refer to this message together with the message that was output immediately beforehand.

## 2.83.4 18603

---

**Expected ":", but found "@1@".**

[Description]

Supplementary information was output.

[System Processing]

None.

[Action]

Refer to this message together with the message that was output immediately beforehand.

## 2.83.5 18604

---

**Expected ",", or "}", but found "@1@".**

[Description]

Supplementary information was output.

[System Processing]

None.

[Action]

Refer to this message together with the message that was output immediately beforehand.

## 2.83.6 18605

---

---

**Token "@1@" is invalid.**

[Description]

Supplementary information was output.

[System Processing]

None.

[Action]

Refer to this message together with the message that was output immediately beforehand.

---

### 2.83.7 18606

---

**JSON data, line @1@: @2@@3@@4@**

[Description]

Supplementary information was output.

[System Processing]

None.

[Action]

Refer to this message together with the message that was output immediately beforehand.

---

### 2.83.8 18607

---

**The arguments of json\_build\_object() must consist of alternating keys and values.**

[Description]

Supplementary information was output.

[System Processing]

None.

[Action]

Refer to this message together with the message that was output immediately beforehand.

---

### 2.83.9 18608

---

**Object keys should be text.**

[Description]

Supplementary information was output.

[System Processing]

None.

[Action]

Refer to this message together with the message that was output immediately beforehand.

---

### 2.83.10 18609

---

**Due to an implementation restriction, jsonb strings cannot exceed @1@ bytes.**

[Description]

Supplementary information was output.

[System Processing]

None.

[Action]

Refer to this message together with the message that was output immediately beforehand.

## 2.83.11 18610

---

**Try calling the function in the FROM clause using a column definition list.**

[Description]

Supplementary information was output.

[System Processing]

None.

[Action]

Refer to this message together with the message that was output immediately beforehand.

## 2.83.12 18611

---

**cannot replace existing key**

[Description]

An error occurred during execution of the application or command.

[System Processing]

Processing will be aborted.

[Action]

Try using the function `jsonb_set` to replace the key value.

## 2.83.13 18612

---

**Try using the function `jsonb_set` to replace key value.**

[Description]

Supplementary information was output.

[System Processing]

None.

[Action]

Refer to this message together with the message that was output immediately beforehand.

## 2.83.14 18613

---

**levenshtein argument exceeds maximum length of @1@ characters**

[Description]

An error occurred during execution of the application or command.

[System Processing]

Processing will be aborted.

[Action]

Check the message text and confirm that the application is written correctly and the command is being used correctly.

## 2.83.15 18615

---

**string is not a valid identifier: "@1@"**

[Description]

An error occurred during execution of the application or command.

[System Processing]

Processing will be aborted.

[Action]

The string may have unclosed double quotation marks.

## 2.83.16 18616

---

**String has unclosed double quotes.**

[Description]

Supplementary information was output.

[System Processing]

None.

[Action]

Refer to this message together with the message that was output immediately beforehand.

## 2.83.17 18617

---

**Quoted identifier must not be empty.**

[Description]

Supplementary information was output.

[System Processing]

None.

[Action]

Refer to this message together with the message that was output immediately beforehand.

## 2.83.18 18618

---

**No valid identifier before ".".**

[Description]

Supplementary information was output.

[System Processing]

None.

[Action]

Refer to this message together with the message that was output immediately beforehand.

## 2.83.19 18619

---

**No valid identifier after ".".**

[Description]

Supplementary information was output.

[System Processing]

None.

[Action]

Refer to this message together with the message that was output immediately beforehand.

## 2.83.20 18620

---

**Apply system library package updates.**

[Description]

Supplementary information was output.

[System Processing]

None.

[Action]

Refer to this message together with the message that was output immediately beforehand.

## 2.83.21 18621

---

**invalid command name: "@1@"**

[Description]

An error occurred during execution of the application or command.

[System Processing]

Processing will be aborted.

[Action]

Check the message text and confirm that the application is written correctly and the command is being used correctly.

## 2.83.22 18624

---

**Valid values are "[", "D", "I", and "()".**

[Description]

Supplementary information was output.

[System Processing]

None.

[Action]

Refer to this message together with the message that was output immediately beforehand.

## 2.83.23 18625

---

### Junk after "empty" key word.

[Description]

Supplementary information was output.

[System Processing]

None.

[Action]

Refer to this message together with the message that was output immediately beforehand.

## 2.83.24 18626

---

### Missing left parenthesis or bracket.

[Description]

Supplementary information was output.

[System Processing]

None.

[Action]

Refer to this message together with the message that was output immediately beforehand.

## 2.83.25 18627

---

### Missing comma after lower bound.

[Description]

Supplementary information was output.

[System Processing]

None.

[Action]

Refer to this message together with the message that was output immediately beforehand.

## 2.83.26 18628

---

### Too many commas.

[Description]

Supplementary information was output.

[System Processing]

None.

[Action]

Refer to this message together with the message that was output immediately beforehand.

## 2.83.27 18629

---

---

**Junk after right parenthesis or bracket.****[Description]**

Supplementary information was output.

**[System Processing]**

None.

**[Action]**

Refer to this message together with the message that was output immediately beforehand.

---

**2.83.28 18630**

---

**Key is not present in table "@1@".****[Description]**

Supplementary information was output.

**[System Processing]**

None.

**[Action]**

Refer to this message together with the message that was output immediately beforehand.

---

**2.83.29 18631**

---

**Key is still referenced from table "@1@".****[Description]**

Supplementary information was output.

**[System Processing]**

None.

**[Action]**

Refer to this message together with the message that was output immediately beforehand.

---

**2.83.30 18632**

---

**Numeric time zones must have "-" or "+" as first character.****[Description]**

Supplementary information was output.

**[System Processing]**

None.

**[Action]**

Refer to this message together with the message that was output immediately beforehand.

---

**2.83.31 18633**

---

**timestamp out of range: "@1@"**



[Description]

An error occurred during execution of the application or command.

[System Processing]

Processing will be aborted.

[Action]

Check the message text and confirm that the application is written correctly and the command is being used correctly.

---

### 2.83.32 18634

---

#### distance in phrase operator should not be greater than @1@

[Description]

An error occurred during execution of the application or command.

[System Processing]

Processing will be aborted.

[Action]

Check the message text and confirm that the application is written correctly and the command is being used correctly.

---

### 2.83.33 18635

---

#### distance in phrase operator should be non-negative and less than @1@

[Description]

An error occurred during execution of the application or command.

[System Processing]

Processing will be aborted.

[Action]

Check the message text and confirm that the application is written correctly and the command is being used correctly.

---

### 2.83.34 18636

---

#### lexeme array may not contain nulls

[Description]

An error occurred during execution of the application or command.

[System Processing]

Processing will be aborted.

[Action]

Check the message text and confirm that the application is written correctly and the command is being used correctly.

---

### 2.83.35 18637

---

#### weight array may not contain nulls

[Description]

An error occurred during execution of the application or command.

[System Processing]

Processing will be aborted.

[Action]

Check the message text and confirm that the application is written correctly and the command is being used correctly.

## 2.83.36 18638

---

**unrecognized weight: "@1@"**

[Description]

An error occurred during execution of the application or command.

[System Processing]

Processing will be aborted.

[Action]

Check the message text and confirm that the application is written correctly and the command is being used correctly.

## 2.83.37 18639

---

**For a single "@1@" use "@2@@3@".**

[Description]

Supplementary information was output.

[System Processing]

None.

[Action]

Refer to this message together with the message that was output immediately beforehand.

## 2.83.38 18640

---

**This probably indicates that the version of libxml2 being used is not compatible with the libxml2 header files that PostgreSQL was built with.**

[Description]

Supplementary information was output.

[System Processing]

None.

[Action]

Refer to this message together with the message that was output immediately beforehand.

## 2.83.39 18641

---

**Make sure keystore\_location points to the correct location. If the setting is correct, set the master encryption key to create the keystore.**

[Description]

Supplementary information was output.

[System Processing]

None.

[Action]

Refer to this message together with the message that was output immediately beforehand.

---

## 2.83.40 18642

---

### keystore has been opened

[Description]

Terminated normally.

[System Processing]

Continues processing.

[Action]

No action required.

---

## 2.83.41 18643

---

### auto-open keystore has been opened

[Description]

Terminated normally.

[System Processing]

Continues processing.

[Action]

No action required.

---

## 2.83.42 18644

---

### Compile with `--with-openssl` to use transparent data encryption.

[Description]

Supplementary information was output.

[System Processing]

None.

[Action]

Refer to this message together with the message that was output immediately beforehand.

---

## 2.83.43 18645

---

### Specify `keystore_location` parameter in `postgresql.conf`.

[Description]

Supplementary information was output.

[System Processing]

None.

[Action]

Refer to this message together with the message that was output immediately beforehand.

## 2.83.44 18646

---

**The length of the passphrase must be between @1@ and @2@ bytes.**

[Description]

Supplementary information was output.

[System Processing]

None.

[Action]

Refer to this message together with the message that was output immediately beforehand.

## 2.83.45 18647

---

**Check if keystore\_location parameter points to a correct directory.**

[Description]

Supplementary information was output.

[System Processing]

None.

[Action]

Refer to this message together with the message that was output immediately beforehand.

## 2.83.46 18648

---

**TRAP: ExceptionalCondition: bad arguments**

[Description]

An error occurred during execution of the application or command.

[System Processing]

Processing will be aborted.

[Action]

Contact Fujitsu technical support.

## 2.83.47 18649

---

**TRAP: @1@(" @2@", File: " @3@", Line: @4@)**

[Description]

An error occurred during execution of the application or command.

[System Processing]

Processing will be aborted.

[Action]

Contact Fujitsu technical support.

## 2.83.48 18650

---

**Server has FUNC\_MAX\_ARGS = @1@, library has @2@.**

[Description]

Supplementary information was output.

[System Processing]

None.

[Action]

Refer to this message together with the message that was output immediately beforehand.

## 2.83.49 18651

---

**Server has INDEX\_MAX\_KEYS = @1@, library has @2@.**

[Description]

Supplementary information was output.

[System Processing]

None.

[Action]

Refer to this message together with the message that was output immediately beforehand.

## 2.83.50 18652

---

**Server has NAMEDATALEN = @1@, library has @2@.**

[Description]

Supplementary information was output.

[System Processing]

None.

[Action]

Refer to this message together with the message that was output immediately beforehand.

## 2.83.51 18654

---

**Server has FLOAT8PASSBYVAL = @1@, library has @2@.**

[Description]

Supplementary information was output.

[System Processing]

None.

[Action]

Refer to this message together with the message that was output immediately beforehand.

## 2.83.52 18655

---

---

**Magic block has unexpected length or padding difference.****[Description]**

Supplementary information was output.

**[System Processing]**

None.

**[Action]**

Refer to this message together with the message that was output immediately beforehand.

---

**2.83.53 18656**

---

**Either another server is starting, or the lock file is the remnant of a previous server startup crash.****[Description]**

Supplementary information was output.

**[System Processing]**

None.

**[Action]**

Refer to this message together with the message that was output immediately beforehand.

---

**2.83.54 18657**

---

**could not open file "@1@": @2@; continuing anyway****[Description]**

An error occurred during I/O processing in the database server.

**[System Processing]**

Continues processing.

**[Action]**

To investigate the cause of the occurrence from the message, and remove cause.

---

**2.83.55 18658**

---

**lock file "@1@" contains wrong PID: @2@ instead of @3@****[Description]**

An error occurred during I/O processing in the database server.

**[System Processing]**

Processing will be aborted.

**[Action]**

To investigate the cause of the occurrence from the message, and remove cause.

---

**2.83.56 18659**

---

**Specify a path outside the data directory.**

[Description]

Supplementary information was output.

[System Processing]

None.

[Action]

Refer to this message together with the message that was output immediately beforehand.

## 2.83.57 18660

---

### Specify a path outside the transaction log directory.

[Description]

Supplementary information was output.

[System Processing]

None.

[Action]

Refer to this message together with the message that was output immediately beforehand.

## 2.83.58 18661

---

### replication connection authorized: user=@1@ SSL enabled (protocol=@2@, cipher=@3@, compression=@4@)

[Description]

Terminated normally.

[System Processing]

Continues processing.

[Action]

No action required.

## 2.83.59 18662

---

### connection authorized: user=@1@ database=@2@ SSL enabled (protocol=@3@, cipher=@4@, compression=@5@)

[Description]

Terminated normally.

[System Processing]

Continues processing.

[Action]

No action required.

## 2.83.60 18663

---

### must be superuser or replication role to start walsender

[Description]

An error occurred during execution of the application or command.

[System Processing]

Processing will be aborted.

[Action]

Check the message text and confirm that the application is written correctly and the command is being used correctly.

## 2.83.61 18665

---

**@1@: could not access directory "@2@": @3@**

[Description]

An error occurred during execution of the application or command.

[System Processing]

Processing will be aborted.

[Action]

Check the message text and confirm that the application is written correctly and the command is being used correctly.

## 2.83.62 18666

---

**Run initdb or pg\_basebackup to initialize a PostgreSQL data directory.**

[Description]

An error occurred during execution of the application or command.

[System Processing]

Processing will be aborted.

[Action]

Check the message text and confirm that the application is written correctly and the command is being used correctly.

## 2.83.63 18667

---

**@1@ does not know where to find the server configuration file. You must specify the --config-file or -D invocation option or set the PGDATA environment variable.**

[Description]

An error occurred during execution of the application or command.

[System Processing]

Processing will be aborted.

[Action]

Check the message text and confirm that the application is written correctly and the command is being used correctly.

## 2.83.64 18668

---

**@1@ does not know where to find the database system data. This can be specified as "data\_directory" in "@2@", or by the -D invocation option, or by the PGDATA environment variable.**



[Description]

An error occurred during execution of the application or command.

[System Processing]

Processing will be aborted.

[Action]

Check the message text and confirm that the application is written correctly and the command is being used correctly.

## 2.83.65 18669

---

**@1@ does not know where to find the "hba" configuration file. This can be specified as "hba\_file" in "@2@", or by the -D invocation option, or by the PGDATA environment variable.**

[Description]

An error occurred during execution of the application or command.

[System Processing]

Processing will be aborted.

[Action]

Check the message text and confirm that the application is written correctly and the command is being used correctly.

## 2.83.66 18670

---

**@1@ does not know where to find the "ident" configuration file. This can be specified as "ident\_file" in "@2@", or by the -D invocation option, or by the PGDATA environment variable.**

[Description]

An error occurred during execution of the application or command.

[System Processing]

Processing will be aborted.

[Action]

Check the message text and confirm that the application is written correctly and the command is being used correctly.

## 2.83.67 18671

---

**Value exceeds integer range.**

[Description]

Supplementary information was output.

[System Processing]

None.

[Action]

Refer to this message together with the message that was output immediately beforehand.

## 2.83.68 18672

---

**"temp\_buffers" cannot be changed after any temporary tables have been accessed in the session.**

[Description]

An error occurred during execution of the application or command.

[System Processing]

Processing will be aborted.

[Action]

Check the message text and confirm that the application is written correctly and the command is being used correctly.

---

## 2.83.69 18673

---

### Cannot enable parameter when "log\_statement\_stats" is true.

[Description]

An error occurred during execution of the application or command.

[System Processing]

Processing will be aborted.

[Action]

Check the message text and confirm that the application is written correctly and the command is being used correctly.

---

## 2.83.70 18674

---

### Cannot enable "log\_statement\_stats" when "log\_parser\_stats", "log\_planner\_stats", or "log\_executor\_stats" is true.

[Description]

An error occurred during execution of the application or command.

[System Processing]

Processing will be aborted.

[Action]

Check the message text and confirm that the application is written correctly and the command is being used correctly.

---

## 2.83.71 18675

---

### query-specified return tuple and function return type are not compatible

[Description]

An error occurred during execution of the application or command.

[System Processing]

Processing will be aborted.

[Action]

Contact Fujitsu technical support.

---

## 2.83.72 18676

---

### query would be affected by row-level security policy for table "@1@"

[Description]

An error occurred during execution of the application or command.

[System Processing]

Processing will be aborted.

[Action]

To disable the policy for the table owner, use ALTER TABLE NO FORCE ROW LEVEL SECURITY.

## 2.83.73 18677

---

**To disable the policy for the table's owner, use ALTER TABLE NO FORCE ROW LEVEL SECURITY.**

[Description]

Supplementary information was output.

[System Processing]

None.

[Action]

Refer to this message together with the message that was output immediately beforehand.

## 2.83.74 18678

---

**Entry in time zone file "@1@", line @2@, conflicts with entry in file "@3@", line @4@.**

[Description]

Supplementary information was output.

[System Processing]

None.

[Action]

Refer to this message together with the message that was output immediately beforehand.

## 2.83.75 18679

---

**cannot have more than @1@ runs for an external sort**

[Description]

An error occurred during execution of the application or command.

[System Processing]

Processing will be aborted.

[Action]

Check the message text and confirm that the application is written correctly and the command is being used correctly.

## 2.83.76 18680

---

**Duplicate keys exist.**

[Description]

Supplementary information was output.

[System Processing]

None.

[Action]

Refer to this message together with the message that was output immediately beforehand.

## 2.83.77 18681

---

**The source transaction is not running anymore.**

[Description]

Supplementary information was output.

[System Processing]

None.

[Action]

Refer to this message together with the message that was output immediately beforehand.

## 2.83.78 18682

---

**cannot create restricted tokens on this platform: error code @1@**

[Description]

An error occurred during execution of the application or command.

[System Processing]

Processing will be aborted.

[Action]

Check the message text and confirm that the application is written correctly and the command is being used correctly.

## 2.83.79 18683

---

**@1@: could not open process token: error code @2@**

[Description]

An error occurred during execution of the application or command.

[System Processing]

Processing will be aborted.

[Action]

Check the message text and confirm that the application is written correctly and the command is being used correctly.

## 2.83.80 18684

---

**@1@: could not allocate SIDs: error code @2@**

[Description]

An error occurred during execution of the application or command.

[System Processing]

Processing will be aborted.

[Action]

Check the message text and confirm that the application is written correctly and the command is being used correctly.

## 2.83.81 18685

---

**@1@: could not create restricted token: error code @2@**

[Description]

An error occurred during execution of the application or command.

[System Processing]

Processing will be aborted.

[Action]

Check the message text and confirm that the application is written correctly and the command is being used correctly.

## 2.83.82 18686

---

**@1@: could not start process for command "@2@": error code @3@**

[Description]

An error occurred during execution of the application or command.

[System Processing]

Processing will be aborted.

[Action]

Check the message text and confirm that the application is written correctly and the command is being used correctly.

## 2.83.83 18687

---

**@1@: could not re-execute with restricted token: error code @2@**

[Description]

An error occurred during execution of the application or command.

[System Processing]

Processing will be aborted.

[Action]

Check the message text and confirm that the application is written correctly and the command is being used correctly.

## 2.83.84 18688

---

**@1@: could not get exit code from subprocess: error code @2@**

[Description]

An error occurred during execution of the application or command.

[System Processing]

Processing will be aborted.

[Action]

Check the message text and confirm that the application is written correctly and the command is being used correctly.

## 2.83.85 18689

---

**You must run @1@ as the PostgreSQL superuser.**

[Description]

An error occurred.

[System Processing]

Processing will be aborted.

[Action]

To investigate the cause of the occurrence from the message, and remove cause.

## 2.83.86 18690

---

**@1@: lock file "@2@" existsIs a server running? If not, delete the lock file and try again.**

[Description]

An error occurred.

[System Processing]

Processing will be aborted.

[Action]

To investigate the cause of the occurrence from the message, and remove cause.

## 2.83.87 18691

---

**The database server was not shut down cleanly.Resetting the transaction log might cause data to be lost.If you want to proceed anyway, use -f to force reset.**

[Description]

An error occurred.

[System Processing]

Processing will be aborted.

[Action]

To investigate the cause of the occurrence from the message, and remove cause.

## 2.83.88 18692

---

**If you are sure the data directory path is correct, execute touch @1@and try again.**

[Description]

An error occurred during execution of the application or command.

[System Processing]

Processing will be aborted.

[Action]

Check the message text and confirm that the application is written correctly and the command is being used correctly.

## 2.83.89 18693

---

### user does not exist

#### [Description]

user does not exist.

#### [System Processing]

Processing will be aborted.

#### [Action]

To investigate the cause of the occurrence from the message, and remove cause.

## 2.83.90 18694

---

### command not executable

#### [Description]

The command cannot be executed.

#### [System Processing]

Processing will be aborted.

#### [Action]

To investigate the cause of the occurrence from the message, and remove cause.

## 2.83.91 18695

---

### command not found

#### [Description]

The command cannot be found.

#### [System Processing]

Processing will be aborted.

#### [Action]

To investigate the cause of the occurrence from the message, and remove cause.

## 2.83.92 18696

---

### The server (version @1@) does not support editing view definitions.

#### [Description]

The server does not support editing the view function.

#### [System Processing]

Processing will be aborted.

#### [Action]

To investigate the cause of the occurrence from the message, and remove cause.

## 2.83.93 18697

---

---

## out of memory

### [Description]

There was insufficient free space in the server's memory during execution of the application.

### [System Processing]

Processing will be aborted.

### [Action]

Estimate memory usage and take the following action:

- If the number of simultaneous connections from client applications is high, reduce it.
- If the number of simultaneous SQL executions is high, reduce it.

---

## 2.83.94 18698

### There is no previous error.

### [Description]

An error occurred.

### [System Processing]

Processing will be aborted.

### [Action]

To investigate the cause of the occurrence from the message, and remove cause.

---

## 2.83.95 18699

### Query buffer is empty.

### [Description]

An error occurred.

### [System Processing]

Processing will be aborted.

### [Action]

To investigate the cause of the occurrence from the message, and remove cause.

---

## 2.84 Message Numbers Beginning with 18700

---

### 2.84.1 18700

### The server (version @1 @) does not support showing view definitions.

### [Description]

An error occurred.

### [System Processing]

Processing will be aborted.

### [Action]

To investigate the cause of the occurrence from the message, and remove cause.



## 2.84.2 18701

---

### **view name is required**

[Description]

An error occurred.

[System Processing]

Processing will be aborted.

[Action]

To investigate the cause of the occurrence from the message, and remove cause.

## 2.84.3 18702

---

### **\pset: allowed Unicode column line styles are single, double**

[Description]

An error occurred.

[System Processing]

Processing will be aborted.

[Action]

To investigate the cause of the occurrence from the message, and remove cause.

## 2.84.4 18703

---

### **\pset: allowed Unicode header line styles are single, double**

[Description]

An error occurred.

[System Processing]

Processing will be aborted.

[Action]

To investigate the cause of the occurrence from the message, and remove cause.

## 2.84.5 18704

---

### **Pager won't be used for less than @1@ line.**

[Description]

An error occurred.

[System Processing]

Processing will be aborted.

[Action]

To investigate the cause of the occurrence from the message, and remove cause.

## 2.84.6 18705

---

---

### could not parse reloptions array

[Description]

An error occurred during execution of the application or command.

[System Processing]

Processing will be aborted.

[Action]

Check the message text and confirm that the application is written correctly and the command is being used correctly.

---

## 2.84.7 18706

---

### The connection to the server was lost. Attempting reset:

[Description]

An error occurred.

[System Processing]

Processing will be aborted.

[Action]

To investigate the cause of the occurrence from the message, and remove cause.

---

## 2.84.8 18707

---

### canceled by user

[Description]

An error occurred during execution of the application or command.

[System Processing]

Processing will be aborted.

[Action]

Check the message text and confirm that the application is written correctly and the command is being used correctly.

---

## 2.84.9 18708

---

### trying to exit copy mode

[Description]

An error occurred during execution of the application or command.

[System Processing]

Processing will be aborted.

[Action]

Check the message text and confirm that the application is written correctly and the command is being used correctly.

---

## 2.84.10 18709

---

### \\crosstabview: statement did not return a result set

[Description]

An error occurred.

[System Processing]

Processing will be aborted.

[Action]

To investigate the cause of the occurrence from the message, and remove cause.

## 2.84.11 18710

---

### **\\crosstabview: query must return at least three columns**

[Description]

An error occurred.

[System Processing]

Processing will be aborted.

[Action]

To investigate the cause of the occurrence from the message, and remove cause.

## 2.84.12 18711

---

### **\\crosstabview: vertical and horizontal headers must be different columns**

[Description]

An error occurred.

[System Processing]

Processing will be aborted.

[Action]

To investigate the cause of the occurrence from the message, and remove cause.

## 2.84.13 18712

---

### **\\crosstabview: data column must be specified when query returns more than three columns**

[Description]

An error occurred.

[System Processing]

Processing will be aborted.

[Action]

To investigate the cause of the occurrence from the message, and remove cause.

## 2.84.14 18713

---

### **\\crosstabview: maximum number of columns (@1@) exceeded**

[Description]

An error occurred.

[System Processing]

Processing will be aborted.

[Action]

To investigate the cause of the occurrence from the message, and remove cause.

## 2.84.15 18714

---

**\\crosstabview: query result contains multiple data values for row "@1@", column "@2@"**

[Description]

An error occurred.

[System Processing]

Processing will be aborted.

[Action]

To investigate the cause of the occurrence from the message, and remove cause.

## 2.84.16 18715

---

**\\crosstabview: column number @1@ is out of range 1..@2@**

[Description]

An error occurred.

[System Processing]

Processing will be aborted.

[Action]

To investigate the cause of the occurrence from the message, and remove cause.

## 2.84.17 18716

---

**\\crosstabview: ambiguous column name: "@1@"**

[Description]

An error occurred.

[System Processing]

Processing will be aborted.

[Action]

To investigate the cause of the occurrence from the message, and remove cause.

## 2.84.18 18717

---

**\\crosstabview: column name not found: "@1@"**

[Description]

An error occurred.

[System Processing]

Processing will be aborted.

[Action]

To investigate the cause of the occurrence from the message, and remove cause.

## 2.84.19 18718

---

### The server (version @1@) does not support access methods.

[Description]

An error occurred.

[System Processing]

Processing will be aborted.

[Action]

To investigate the cause of the occurrence from the message, and remove cause.

## 2.84.20 18719

---

### Did not find any text search parser named "@1@".

[Description]

An error occurred.

[System Processing]

Processing will be aborted.

[Action]

To investigate the cause of the occurrence from the message, and remove cause.

## 2.84.21 18720

---

### could not find own program executable

[Description]

An error occurred during execution of the application or command.

[System Processing]

Processing will be aborted.

[Action]

Check the message text and confirm that the application is written correctly and the command is being used correctly.

## 2.84.22 18721

---

### buffer size is wrong

[Description]

An error occurred.

[System Processing]

Processing will be aborted.

[Action]

To investigate the cause of the occurrence from the message, and remove cause.

## 2.84.23 18722

---

### source or destination file is not specified

[Description]

An error occurred.

[System Processing]

Processing will be aborted.

[Action]

To investigate the cause of the occurrence from the message, and remove cause.

## 2.84.24 18723

---

### too many command-line arguments (first is "@1@")

[Description]

An error occurred.

[System Processing]

Processing will be aborted.

[Action]

To investigate the cause of the occurrence from the message, and remove cause.

## 2.84.25 18724

---

### out of memory

[Description]

There was insufficient free space in the server's memory during execution of the application.

[System Processing]

Processing will be aborted.

[Action]

Estimate memory usage and take the following action:

- If the number of simultaneous connections from client applications is high, reduce it.
- If the number of simultaneous SQL executions is high, reduce it.

## 2.84.26 18725

---

### could not create file "@1@": @2@

[Description]

An error occurred.

[System Processing]

Processing will be aborted.

[Action]

To investigate the cause of the occurrence from the message, and remove cause.

## 2.84.27 18726

---

**could not read file "@1@": @2@**

[Description]

An error occurred.

[System Processing]

Processing will be aborted.

[Action]

To investigate the cause of the occurrence from the message, and remove cause.

## 2.84.28 18727

---

**could not write to file "@1@": @2@**

[Description]

An error occurred.

[System Processing]

Processing will be aborted.

[Action]

To investigate the cause of the occurrence from the message, and remove cause.

## 2.84.29 18728

---

**could not fsync file "@1@": @2@**

[Description]

An error occurred.

[System Processing]

Processing will be aborted.

[Action]

To investigate the cause of the occurrence from the message, and remove cause.

## 2.84.30 18729

---

**could not close file "@1@": @2@**

[Description]

An error occurred.

[System Processing]

Processing will be aborted.

[Action]

To investigate the cause of the occurrence from the message, and remove cause.

## 2.84.31 18730

---

---

### **user does not exist**

[Description]

user does not exist.

[System Processing]

Processing will be aborted.

[Action]

To investigate the cause of the occurrence from the message, and remove cause.

---

## **2.84.32 18731**

---

### **user name lookup failure: error code @1@**

[Description]

User name lookup failed.

[System Processing]

Processing will be aborted.

[Action]

To investigate the cause of the occurrence from the message, and remove cause.

---

## **2.84.33 18732**

---

### **Cannot add header to table content: column count of @1@ exceeded.**

[Description]

An error occurred.

[System Processing]

Processing will be aborted.

[Action]

To investigate the cause of the occurrence from the message, and remove cause.

---

## **2.84.34 18733**

---

### **Cannot add cell to table content: total cell count of @1@ exceeded.**

[Description]

An error occurred.

[System Processing]

Processing will be aborted.

[Action]

To investigate the cause of the occurrence from the message, and remove cause.

---

## **2.84.35 18734**

---

### **invalid output format (internal error): @1@**



[Description]

An error occurred.

[System Processing]

Processing will be aborted.

[Action]

To investigate the cause of the occurrence from the message, and remove cause.

---

## 2.84.36 18735

---

### could not connect to database @1@: out of memory

[Description]

There was insufficient free space in the server's memory during execution of the application.

[System Processing]

Processing will be aborted.

[Action]

Estimate memory usage and take the following action:

- If the number of simultaneous connections from client applications is high, reduce it.
- If the number of simultaneous SQL executions is high, reduce it.

---

## 2.84.37 18736

---

### cannot reindex specific schema(s) in all databases

[Description]

An error occurred.

[System Processing]

Processing will be aborted.

[Action]

To investigate the cause of the occurrence from the message, and remove cause.

---

## 2.84.38 18737

---

### cannot reindex specific schema(s) and system catalogs at the same time

[Description]

An error occurred.

[System Processing]

Processing will be aborted.

[Action]

To investigate the cause of the occurrence from the message, and remove cause.

---

## 2.84.39 18738

---

### reindexing of schema "@1@" in database "@2@" failed: @3@

[Description]

An error occurred.

[System Processing]

Processing will be aborted.

[Action]

To investigate the cause of the occurrence from the message, and remove cause.

## 2.84.40 18739

---

### number of parallel jobs must be at least 1

[Description]

An error occurred.

[System Processing]

Processing will be aborted.

[Action]

To investigate the cause of the occurrence from the message, and remove cause.

## 2.84.41 18741

---

### out of memory

[Description]

There was insufficient free space in the client's memory during execution of the application.

[System Processing]

Processing will be aborted.

[Action]

Estimate memory usage and take the following action:

- Modify the application to reduce memory usage.

## 2.84.42 18742

---

### could not obtain lock on relation "@1@"This usually means that someone requested an ACCESS EXCLUSIVE lock on the table after the pg\_dump parent process had gotten the initial ACCESS SHARE lock on the table.

[Description]

An error occurred.

[System Processing]

Processing will be aborted.

[Action]

To investigate the cause of the occurrence from the message, and remove cause.

## 2.84.43 18743

---

---

### schema "@1@" not found

[Description]

An error occurred.

[System Processing]

Processing will be aborted.

[Action]

To investigate the cause of the occurrence from the message, and remove cause.

---

## 2.84.44 18744

---

### table "@1@" not found

[Description]

An error occurred.

[System Processing]

Processing will be aborted.

[Action]

To investigate the cause of the occurrence from the message, and remove cause.

---

## 2.84.45 18745

---

### index "@1@" not found

[Description]

An error occurred.

[System Processing]

Processing will be aborted.

[Action]

To investigate the cause of the occurrence from the message, and remove cause.

---

## 2.84.46 18746

---

### function "@1@" not found

[Description]

An error occurred.

[System Processing]

Processing will be aborted.

[Action]

To investigate the cause of the occurrence from the message, and remove cause.

---

## 2.84.47 18747

---

### trigger "@1@" not found

[Description]

An error occurred.

[System Processing]

Processing will be aborted.

[Action]

To investigate the cause of the occurrence from the message, and remove cause.

## 2.84.48 18748

---

### **WARNING: don't know how to set owner for object type "@1@"**

[Description]

An error occurred during execution of the application or command.

[System Processing]

Processing will be aborted.

[Action]

Check the message text and confirm that the application is written correctly and the command is being used correctly.

## 2.84.49 18749

---

### **archive was made on a machine with larger integers, some operations might fail**

[Description]

The application or command terminated normally, but a warning was output.

[System Processing]

Processing will continue.

[Action]

Check the message text and confirm that the issue does not affect the expected outcome.

## 2.84.50 18750

---

### **archive is compressed, but this installation does not support compression -- no data will be available**

[Description]

The application or command terminated normally, but a warning was output.

[System Processing]

Processing will continue.

[Action]

Check the message text and confirm that the issue does not affect the expected outcome.

## 2.84.51 18751

---

### **invalid creation date in header**

[Description]

The application or command terminated normally, but a warning was output.

[System Processing]

Processing will continue.

[Action]

Check the message text and confirm that the issue does not affect the expected outcome.

## 2.84.52 18753

---

**Synchronized snapshots are not supported by this server version. Run with `--no-synchronized-snapshots` instead if you do not need synchronized snapshots.**

[Description]

An error occurred.

[System Processing]

Processing will be aborted.

[Action]

To investigate the cause of the occurrence from the message, and remove cause.

## 2.84.53 18754

---

**no matching tables were found for pattern "@1@"**

[Description]

An error occurred.

[System Processing]

Processing will be aborted.

[Action]

To investigate the cause of the occurrence from the message, and remove cause.

## 2.84.54 18755

---

**Error message from server: @1@**

[Description]

An error occurred.

[System Processing]

Processing will be aborted.

[Action]

To investigate the cause of the occurrence from the message, and remove cause.

## 2.84.55 18756

---

**WARNING: owner of schema "@1@" appears to be invalid**

[Description]

An error occurred.

[System Processing]

Processing will be aborted.

[Action]

To investigate the cause of the occurrence from the message, and remove cause.

## 2.84.56 18757

---

**WARNING: owner of data type "@1@" appears to be invalid**

[Description]

The application or command terminated normally, but a warning was output.

[System Processing]

Processing will continue.

[Action]

Check the message text and confirm that the issue does not affect the expected outcome.

## 2.84.57 18758

---

**WARNING: owner of operator "@1@" appears to be invalid**

[Description]

The application or command terminated normally, but a warning was output.

[System Processing]

Processing will continue.

[Action]

Check the message text and confirm that the issue does not affect the expected outcome.

## 2.84.58 18759

---

**WARNING: owner of operator class "@1@" appears to be invalid**

[Description]

The application or command terminated normally, but a warning was output.

[System Processing]

Processing will continue.

[Action]

Check the message text and confirm that the issue does not affect the expected outcome.

## 2.84.59 18760

---

**WARNING: owner of operator family "@1@" appears to be invalid**

[Description]

The application or command terminated normally, but a warning was output.

[System Processing]

Processing will continue.

[Action]

Check the message text and confirm that the issue does not affect the expected outcome.

## 2.84.60 18761

---

**WARNING: owner of aggregate function "@1@" appears to be invalid**

[Description]

The application or command terminated normally, but a warning was output.

[System Processing]

Processing will continue.

[Action]

Check the message text and confirm that the issue does not affect the expected outcome.

## 2.84.61 18762

---

**WARNING: owner of function "@1@" appears to be invalid**

[Description]

The application or command terminated normally, but a warning was output.

[System Processing]

Processing will continue.

[Action]

Check the message text and confirm that the issue does not affect the expected outcome.

## 2.84.62 18763

---

**WARNING: owner of table "@1@" appears to be invalid**

[Description]

The application or command terminated normally, but a warning was output.

[System Processing]

Processing will continue.

[Action]

Check the message text and confirm that the issue does not affect the expected outcome.

## 2.84.63 18764

---

**WARNING: datatype of data type "@1@" appears to be invalid**

[Description]

The application or command terminated normally, but a warning was output.

[System Processing]

Processing will continue.

[Action]

Check the message text and confirm that the issue does not affect the expected outcome.

## 2.84.64 18765

---

### bogus value in proargmodes array

#### [Description]

The application or command terminated normally, but a warning was output.

#### [System Processing]

Processing will continue.

#### [Action]

Check the message text and confirm that the issue does not affect the expected outcome.

## 2.84.65 18766

---

### could not parse proallargtypes array

#### [Description]

The application or command terminated normally, but a warning was output.

#### [System Processing]

Processing will continue.

#### [Action]

Check the message text and confirm that the issue does not affect the expected outcome.

## 2.84.66 18767

---

### could not parse proargmodes array

#### [Description]

The application or command terminated normally, but a warning was output.

#### [System Processing]

Processing will continue.

#### [Action]

Check the message text and confirm that the issue does not affect the expected outcome.

## 2.84.67 18768

---

### could not parse proargnames array

#### [Description]

The application or command terminated normally, but a warning was output.

#### [System Processing]

Processing will continue.

#### [Action]

Check the message text and confirm that the issue does not affect the expected outcome.

## 2.84.68 18769

---



---

### could not parse proconfig array

[Description]

The application or command terminated normally, but a warning was output.

[System Processing]

Processing will continue.

[Action]

Check the message text and confirm that the issue does not affect the expected outcome.

---

## 2.84.69 18770

---

### unrecognized proparallel value for function "@1@"

[Description]

The application or command terminated normally, but a warning was output.

[System Processing]

Processing will continue.

[Action]

Check the message text and confirm that the issue does not affect the expected outcome.

---

## 2.84.70 18771

---

### bogus value in pg\_cast.castfunc or pg\_cast.castmethod field

[Description]

The application or command terminated normally, but a warning was output.

[System Processing]

Processing will continue.

[Action]

Check the message text and confirm that the issue does not affect the expected outcome.

---

## 2.84.71 18772

---

### bogus value in pg\_cast.castmethod field

[Description]

The application or command terminated normally, but a warning was output.

[System Processing]

Processing will continue.

[Action]

Check the message text and confirm that the issue does not affect the expected outcome.

---

## 2.84.72 18773

---

### bogus transform definition, at least one of trffromsql and trftosql should be nonzero

[Description]

The application or command terminated normally, but a warning was output.

[System Processing]

Processing will continue.

[Action]

Check the message text and confirm that the issue does not affect the expected outcome.

## 2.84.73 18774

---

### **bogus value in pg\_transform.trffromsql field**

[Description]

The application or command terminated normally, but a warning was output.

[System Processing]

Processing will continue.

[Action]

Check the message text and confirm that the issue does not affect the expected outcome.

## 2.84.74 18775

---

### **bogus value in pg\_transform.trftosql field**

[Description]

The application or command terminated normally, but a warning was output.

[System Processing]

Processing will continue.

[Action]

Check the message text and confirm that the issue does not affect the expected outcome.

## 2.84.75 18777

---

### **WARNING: invalid type "@1@" of access method "@2@"**

[Description]

The application or command terminated normally, but a warning was output.

[System Processing]

Processing will continue.

[Action]

Check the message text and confirm that the issue does not affect the expected outcome.

## 2.84.76 18778

---

### **aggregate function @1@ could not be dumped correctly for this database version; ignored**

[Description]

The application or command terminated normally, but a warning was output.

[System Processing]

Processing will continue.

[Action]

Check the message text and confirm that the issue does not affect the expected outcome.

## 2.84.77 18779

---

**could not parse initial GRANT ACL list (@1@) or initial REVOKE ACL list (@2@) for object "@3@" (@4@)**

[Description]

An error occurred.

[System Processing]

Processing will be aborted.

[Action]

To investigate the cause of the occurrence from the message, and remove cause.

## 2.84.78 18780

---

**could not parse reloptions array**

[Description]

The application or command terminated normally, but a warning was output.

[System Processing]

Processing will continue.

[Action]

Check the message text and confirm that the issue does not affect the expected outcome.

## 2.84.79 18782

---

**source server must not be in recovery mode**

[Description]

An error occurred during execution of the application or command.

[System Processing]

Processing will be aborted.

[Action]

Check the message text and confirm that the application is written correctly and the command is being used correctly.

## 2.84.80 18783

---

**full\_page\_writes must be enabled in the source server**

[Description]

An error occurred during execution of the application or command.

[System Processing]

Processing will be aborted.

[Action]

Check the message text and confirm that the application is written correctly and the command is being used correctly.

## 2.84.81 18784

---

### error running query (@1@) in source server: @2@

[Description]

An error occurred during execution of the application or command.

[System Processing]

Processing will be aborted.

[Action]

Check the message text and confirm that the application is written correctly and the command is being used correctly.

## 2.84.82 18785

---

### unexpected result set from query

[Description]

An error occurred during execution of the application or command.

[System Processing]

Processing will be aborted.

[Action]

Check the message text and confirm that the application is written correctly and the command is being used correctly.

## 2.84.83 18786

---

### unrecognized result "@1@" for current WAL insert location

[Description]

An error occurred during execution of the application or command.

[System Processing]

Processing will be aborted.

[Action]

Check the message text and confirm that the application is written correctly and the command is being used correctly.

## 2.84.84 18787

---

### could not fetch file list: @1@

[Description]

An error occurred during execution of the application or command.

[System Processing]

Processing will be aborted.

[Action]

Check the message text and confirm that the application is written correctly and the command is being used correctly.

## 2.84.85 18788

---

### unexpected result set while fetching file list

[Description]

An error occurred during execution of the application or command.

[System Processing]

Processing will be aborted.

[Action]

Check the message text and confirm that the application is written correctly and the command is being used correctly.

## 2.84.86 18789

---

### could not send query: @1@

[Description]

An error occurred during execution of the application or command.

[System Processing]

Processing will be aborted.

[Action]

Check the message text and confirm that the application is written correctly and the command is being used correctly.

## 2.84.87 18790

---

### could not set libpq connection to single row mode

[Description]

An error occurred during execution of the application or command.

[System Processing]

Processing will be aborted.

[Action]

Check the message text and confirm that the application is written correctly and the command is being used correctly.

## 2.84.88 18791

---

### unexpected result while fetching remote files: @1@

[Description]

An error occurred during execution of the application or command.

[System Processing]

Processing will be aborted.

[Action]

Check the message text and confirm that the application is written correctly and the command is being used correctly.

## 2.84.89 18792

---

---

### unexpected result set size while fetching remote files

[Description]

An error occurred during execution of the application or command.

[System Processing]

Processing will be aborted.

[Action]

Check the message text and confirm that the application is written correctly and the command is being used correctly.

---

## 2.84.90 18793

---

### unexpected data types in result set while fetching remote files: @1@ @2@ @3@

[Description]

An error occurred during execution of the application or command.

[System Processing]

Processing will be aborted.

[Action]

Check the message text and confirm that the application is written correctly and the command is being used correctly.

---

## 2.84.91 18794

---

### unexpected result format while fetching remote files

[Description]

An error occurred during execution of the application or command.

[System Processing]

Processing will be aborted.

[Action]

Check the message text and confirm that the application is written correctly and the command is being used correctly.

---

## 2.84.92 18795

---

### unexpected null values in result while fetching remote files

[Description]

An error occurred during execution of the application or command.

[System Processing]

Processing will be aborted.

[Action]

Check the message text and confirm that the application is written correctly and the command is being used correctly.

---

## 2.84.93 18796

---

### unexpected result length while fetching remote files

[Description]

An error occurred during execution of the application or command.

[System Processing]

Processing will be aborted.

[Action]

Check the message text and confirm that the application is written correctly and the command is being used correctly.

## 2.84.94 18797

---

### could not fetch remote file "@1@": @2@

[Description]

An error occurred during execution of the application or command.

[System Processing]

Processing will be aborted.

[Action]

Check the message text and confirm that the application is written correctly and the command is being used correctly.

## 2.84.95 18798

---

### unexpected result set while fetching remote file "@1@"

[Description]

An error occurred during execution of the application or command.

[System Processing]

Processing will be aborted.

[Action]

Check the message text and confirm that the application is written correctly and the command is being used correctly.

## 2.84.96 18799

---

### could not send COPY data: @1@

[Description]

An error occurred during execution of the application or command.

[System Processing]

Processing will be aborted.

[Action]

Check the message text and confirm that the application is written correctly and the command is being used correctly.

## 2.85 Message Numbers Beginning with 18800

---

### 2.85.1 18801

---

#### could not send file list: @1@

[Description]

An error occurred during execution of the application or command.

[System Processing]

Processing will be aborted.

[Action]

Check the message text and confirm that the application is written correctly and the command is being used correctly.

---

## 2.85.2 18802

---

### could not send end-of-COPY: @1@

[Description]

An error occurred during execution of the application or command.

[System Processing]

Processing will be aborted.

[Action]

Check the message text and confirm that the application is written correctly and the command is being used correctly.

---

## 2.85.3 18803

---

### unexpected result while sending file list: @1@

[Description]

An error occurred during execution of the application or command.

[System Processing]

Processing will be aborted.

[Action]

Check the message text and confirm that the application is written correctly and the command is being used correctly.

---

## 2.85.4 18804

---

### could not read WAL record at @1@/@2@: @3@

[Description]

An error occurred during execution of the application or command.

[System Processing]

Processing will be aborted.

[Action]

Check the message text and confirm that the application is written correctly and the command is being used correctly.

---

## 2.85.5 18805

---

### could not read WAL record at @1@/@2@

[Description]

An error occurred during execution of the application or command.



[System Processing]

Processing will be aborted.

[Action]

Check the message text and confirm that the application is written correctly and the command is being used correctly.

---

## 2.85.6 18806

---

**could not find previous WAL record at @1@/@2@: @3@**

[Description]

An error occurred during execution of the application or command.

[System Processing]

Processing will be aborted.

[Action]

Check the message text and confirm that the application is written correctly and the command is being used correctly.

---

## 2.85.7 18807

---

**could not find previous WAL record at @1@/@2@**

[Description]

An error occurred during execution of the application or command.

[System Processing]

Processing will be aborted.

[Action]

Check the message text and confirm that the application is written correctly and the command is being used correctly.

---

## 2.85.8 18808

---

**WAL record modifies a relation, but record type is not recognized: lsn: @1@/@2@, rmgr: @3@, info: @4@**

[Description]

An error occurred during execution of the application or command.

[System Processing]

Processing will be aborted.

[Action]

Check the message text and confirm that the application is written correctly and the command is being used correctly.

---

## 2.85.9 18809

---

**cannot be executed by "root"**

[Description]

An error occurred.

[System Processing]

Processing will be aborted.

[Action]

To investigate the cause of the occurrence from the message, and remove cause.

## 2.85.10 18810

---

**You must run @1@ as the PostgreSQL superuser.**

[Description]

An error occurred.

[System Processing]

Processing will be aborted.

[Action]

To investigate the cause of the occurrence from the message, and remove cause.

## 2.85.11 18811

---

**source and target clusters are from different systems**

[Description]

An error occurred.

[System Processing]

Processing will be aborted.

[Action]

To investigate the cause of the occurrence from the message, and remove cause.

## 2.85.12 18812

---

**clusters are not compatible with this version of pg\_rewind**

[Description]

An error occurred.

[System Processing]

Processing will be aborted.

[Action]

To investigate the cause of the occurrence from the message, and remove cause.

## 2.85.13 18813

---

**target server needs to use either data checksums or "wal\_log\_hints = on"**

[Description]

An error occurred.

[System Processing]

Processing will be aborted.

[Action]

To investigate the cause of the occurrence from the message, and remove cause.

## 2.85.14 18814

---

### target server must be shut down cleanly

[Description]

An error occurred.

[System Processing]

Processing will be aborted.

[Action]

To investigate the cause of the occurrence from the message, and remove cause.

## 2.85.15 18815

---

### source data directory must be shut down cleanly

[Description]

An error occurred.

[System Processing]

Processing will be aborted.

[Action]

To investigate the cause of the occurrence from the message, and remove cause.

## 2.85.16 18816

---

### invalid control file

[Description]

An error occurred.

[System Processing]

Processing will be aborted.

[Action]

To investigate the cause of the occurrence from the message, and remove cause.

## 2.85.17 18817

---

### could not find common ancestor of the source and target cluster's timelines

[Description]

An error occurred.

[System Processing]

Processing will be aborted.

[Action]

To investigate the cause of the occurrence from the message, and remove cause.

## 2.85.18 18818

---

---

### backup label buffer too small

[Description]

An error occurred.

[System Processing]

Processing will be aborted.

[Action]

To investigate the cause of the occurrence from the message, and remove cause.

---

## 2.85.19 18819

---

### unexpected control file CRC

[Description]

An error occurred.

[System Processing]

Processing will be aborted.

[Action]

To investigate the cause of the occurrence from the message, and remove cause.

---

## 2.85.20 18820

---

### unexpected control file size @1 @, expected @2@

[Description]

An error occurred.

[System Processing]

Processing will be aborted.

[Action]

To investigate the cause of the occurrence from the message, and remove cause.

---

## 2.85.21 18822

---

### syntax error in history file: @1@

[Description]

An error occurred during I/O processing in the database server.

[System Processing]

Processing will be aborted.

[Action]

To investigate the cause of the occurrence from the message, and remove cause.

---

## 2.85.22 18823

---

### Expected a numeric timeline ID.

[Description]

An error occurred.

[System Processing]

Processing will be aborted.

[Action]

To investigate the cause of the occurrence from the message, and remove cause.

## 2.85.23 18824

---

### Expected a write-ahead log switchpoint location.

[Description]

An error occurred.

[System Processing]

Processing will be aborted.

[Action]

To investigate the cause of the occurrence from the message, and remove cause.

## 2.85.24 18825

---

### invalid data in history file: @1@

[Description]

An error occurred.

[System Processing]

Processing will be aborted.

[Action]

To investigate the cause of the occurrence from the message, and remove cause.

## 2.85.25 18826

---

### Timeline IDs must be in increasing sequence.

[Description]

An error occurred.

[System Processing]

Processing will be aborted.

[Action]

To investigate the cause of the occurrence from the message, and remove cause.

## 2.85.26 18827

---

### invalid data in history file

[Description]

An error occurred.

[System Processing]

Processing will be aborted.

[Action]

To investigate the cause of the occurrence from the message, and remove cause.

## 2.85.27 18828

---

**Timeline IDs must be less than child timeline's ID.**

[Description]

An error occurred.

[System Processing]

Processing will be aborted.

[Action]

To investigate the cause of the occurrence from the message, and remove cause.

## 2.85.28 18829

---

**invalid record offset at @1 @/@2@**

[Description]

An error occurred.

[System Processing]

Processing will be aborted.

[Action]

To investigate the cause of the occurrence from the message, and remove cause.

## 2.85.29 18830

---

**contrecord is requested by @1 @/@2@**

[Description]

An error occurred.

[System Processing]

Processing will be aborted.

[Action]

To investigate the cause of the occurrence from the message, and remove cause.

## 2.85.30 18831

---

**record length @1 @ at @2 @/@3@ too long**

[Description]

An error occurred.

[System Processing]

Processing will be aborted.

[Action]

To investigate the cause of the occurrence from the message, and remove cause.

## 2.85.31 18832

---

### there is no contrecord flag at @1@/@2@

[Description]

An error occurred.

[System Processing]

Processing will be aborted.

[Action]

To investigate the cause of the occurrence from the message, and remove cause.

## 2.85.32 18833

---

### invalid contrecord length @1@ at @2@/@3@

[Description]

An error occurred.

[System Processing]

Processing will be aborted.

[Action]

To investigate the cause of the occurrence from the message, and remove cause.

## 2.85.33 18834

---

### invalid resource manager ID @1@ at @2@/@3@

[Description]

An error occurred during execution of the application or command.

[System Processing]

Processing will be aborted.

[Action]

Check the message text and confirm that the application is written correctly and the command is being used correctly.

## 2.85.34 18835

---

### record with incorrect prev-link @1@/@2@ at @3@/@4@

[Description]

An error occurred during execution of the application or command.

[System Processing]

Processing will be aborted.

[Action]

Check the message text and confirm that the application is written correctly and the command is being used correctly.

## 2.85.35 18836

---

### incorrect resource manager data checksum in record at @1 @/@2@

[Description]

An error occurred during execution of the application or command.

[System Processing]

Processing will be aborted.

[Action]

Check the message text and confirm that the application is written correctly and the command is being used correctly.

## 2.85.36 18837

---

### invalid magic number @1@ in log segment @2@, offset @3@

[Description]

An error occurred during execution of the application or command.

[System Processing]

Processing will be aborted.

[Action]

Check the message text and confirm that the application is written correctly and the command is being used correctly.

## 2.85.37 18838

---

### invalid info bits @1@ in log segment @2@, offset @3@

[Description]

An error occurred during execution of the application or command.

[System Processing]

Processing will be aborted.

[Action]

Check the message text and confirm that the application is written correctly and the command is being used correctly.

## 2.85.38 18839

---

### WAL file is from different database system: WAL file database system identifier is @1@, pg\_control database system identifier is @2@

[Description]

An error occurred during execution of the application or command.

[System Processing]

Processing will be aborted.

[Action]

Check the message text and confirm that the application is written correctly and the command is being used correctly.



## 2.85.39 18840

---

### WAL file is from different database system: incorrect XLOG\_SEG\_SIZE in page header

[Description]

An error occurred during execution of the application or command.

[System Processing]

Processing will be aborted.

[Action]

Check the message text and confirm that the application is written correctly and the command is being used correctly.

## 2.85.40 18841

---

### WAL file is from different database system: incorrect XLOG\_BLCKSZ in page header

[Description]

An error occurred during execution of the application or command.

[System Processing]

Processing will be aborted.

[Action]

Check the message text and confirm that the application is written correctly and the command is being used correctly.

## 2.85.41 18842

---

### unexpected pageaddr @1@/@2@ in log segment @3@, offset @4@

[Description]

An error occurred during execution of the application or command.

[System Processing]

Processing will be aborted.

[Action]

Check the message text and confirm that the application is written correctly and the command is being used correctly.

## 2.85.42 18843

---

### out-of-sequence timeline ID @1@ (after @2@) in log segment @3@, offset @4@

[Description]

An error occurred during execution of the application or command.

[System Processing]

Processing will be aborted.

[Action]

Check the message text and confirm that the application is written correctly and the command is being used correctly.

## 2.85.43 18844

---

---

**record with invalid length at @1@/@2@****[Description]**

An error occurred during execution of the application or command.

**[System Processing]**

Processing will be aborted.

**[Action]**

Check the message text and confirm that the application is written correctly and the command is being used correctly.

---

**2.85.44 18845**

---

**invalid compressed image at @1@/@2@, block @3@****[Description]**

An error occurred during execution of the application or command.

**[System Processing]**

Processing will be aborted.

**[Action]**

Check the message text and confirm that the application is written correctly and the command is being used correctly.

---

**2.85.45 18847**

---

**WARNING: Calculated CRC checksum does not match value stored in file. Either the file is corrupt, or it has a different layout than this program is expecting. The results below are untrustworthy.****[Description]**

An error occurred.

**[System Processing]**

Processing will be aborted.

**[Action]**

To investigate the cause of the occurrence from the message, and remove cause.

---

**2.85.46 18848**

---

**byte ordering mismatch****[Description]**

An error occurred.

**[System Processing]**

Processing will be aborted.

**[Action]**

To investigate the cause of the occurrence from the message, and remove cause.

---

**2.85.47 18849**

---

**possible byte ordering mismatch**The byte ordering used to store the pg\_control file might not match the one used by this program. In that case the results below would be incorrect, and the PostgreSQL installation would be incompatible with this data directory.

[Description]

An error occurred.

[System Processing]

Processing will be aborted.

[Action]

To investigate the cause of the occurrence from the message, and remove cause.

---

## 2.85.48 18850

---

**too many command-line arguments (first is "@1@")**

[Description]

An error occurred during execution of the application or command.

[System Processing]

Processing will be aborted.

[Action]

Check the message text and confirm that the application is written correctly and the command is being used correctly.

---

## 2.85.49 18851

---

**out of memory**

[Description]

There was insufficient free space in the client's memory during execution of the application.

[System Processing]

Processing will be aborted.

[Action]

Estimate memory usage and take the following action:

- Modify the application to reduce memory usage.

---

## 2.85.50 18852

---

**cannot duplicate null pointer (internal error)**

[Description]

An error occurred during execution of the application or command.

[System Processing]

Processing will be aborted.

[Action]

Check the message text and confirm that the application is written correctly and the command is being used correctly.

## 2.85.51 18853

---

### command not executable

#### [Description]

The command cannot be executed.

#### [System Processing]

Processing will be aborted.

#### [Action]

To investigate the cause of the occurrence from the message, and remove cause.

## 2.85.52 18854

---

### command not found

#### [Description]

The command cannot be found.

#### [System Processing]

Processing will be aborted.

#### [Action]

To investigate the cause of the occurrence from the message, and remove cause.

## 2.85.53 18855

---

### **WARNING: online backup mode is activeShutdown will not complete until pg\_stop\_backup() is called.**

#### [Description]

The application or command terminated normally, but a warning was output.

#### [System Processing]

Processing will continue.

#### [Action]

Check the message text and confirm that the issue does not affect the expected outcome.

## 2.85.54 18856

---

### **@1@: WARNING: cannot create restricted tokens on this platform**

#### [Description]

The application or command terminated normally, but a warning was output.

#### [System Processing]

Processing will continue.

#### [Action]

Check the message text and confirm that the issue does not affect the expected outcome.

## 2.85.55 18857

---

---

**@1@: WARNING: could not locate all job object functions in system API**

[Description]

The application or command terminated normally, but a warning was output.

[System Processing]

Processing will continue.

[Action]

Check the message text and confirm that the issue does not affect the expected outcome.

---

## 2.85.56 18858

---

**@1@: cannot be run as rootPlease log in (using, e.g., "su") as the (unprivileged) user that willown the server process.**

[Description]

An error occurred.

[System Processing]

Processing will be aborted.

[Action]

To investigate the cause of the occurrence from the message, and remove cause.

---

## 2.85.57 18859

---

**out of memory**

[Description]

There was insufficient free space in the client's memory during execution of the application.

[System Processing]

Processing will be aborted.

[Action]

Estimate memory usage and take the following action:

- Modify the application to reduce memory usage.

---

## 2.85.58 18860

---

**cannot duplicate null pointer (internal error)**

[Description]

An error occurred during execution of the application or command.

[System Processing]

Processing will be aborted.

[Action]

Check the message text and confirm that the application is written correctly and the command is being used correctly.

---

## 2.85.59 18861

---

### out of memory

#### [Description]

There was insufficient free space in the client's memory during execution of the application.

#### [System Processing]

Processing will be aborted.

#### [Action]

Estimate memory usage and take the following action:

- Modify the application to reduce memory usage.

---

## 2.85.60 18862

### replication slots can only be used with WAL streaming

#### [Description]

Replication slots can only be used with WAL streaming.

#### [System Processing]

Processing will be aborted.

#### [Action]

To investigate the cause of the occurrence from the message, and remove cause.

---

## 2.85.61 18863

### WAL directory location must be an absolute path

#### [Description]

The transaction log directory location must be an absolute path.

#### [System Processing]

Processing will be aborted.

#### [Action]

To investigate the cause of the occurrence from the message, and remove cause.

---

## 2.85.62 18864

### Make sure the WAL archive area specified by archive\_command parameter is writable and not full.

#### [Description]

An error occurred during execution of the application or command.

#### [System Processing]

Processing will be aborted.

#### [Action]

Check the message text and confirm that the application is written correctly and the command is being used correctly.

---

## 2.85.63 18865

### query result has too many rows to fit in a Perl array

[Description]

An error occurred during execution of the application or command.

[System Processing]

Processing will be aborted.

[Action]

Check the message text and confirm that the application is written correctly and the command is being used correctly.

## 2.85.64 18867

---

### query result has too many rows to fit in a Python list

[Description]

An error occurred.

[System Processing]

Processing will be aborted.

[Action]

To investigate the cause of the occurrence from the message, and remove cause.

## 2.85.65 18868

---

### '@1@' is an invalid keyword argument for this function

[Description]

An error occurred.

[System Processing]

Processing will be aborted.

[Action]

To investigate the cause of the occurrence from the message, and remove cause.

## 2.85.66 18869

---

### invalid SQLSTATE code

[Description]

An error occurred.

[System Processing]

Processing will be aborted.

[Action]

To investigate the cause of the occurrence from the message, and remove cause.

## 2.85.67 18870

---

### PGresult is not an error result

[Description]

An error occurred.

[System Processing]

Processing will be aborted.

[Action]

To investigate the cause of the occurrence from the message, and remove cause.

## 2.85.68 18871

---

### extraneous data in "t" message

[Description]

An error occurred.

[System Processing]

Processing will be aborted.

[Action]

To investigate the cause of the occurrence from the message, and remove cause.

## 2.86 Message Numbers Beginning with 18900

---

### 2.86.1 18954

---

#### invalid operator "@1@" in @2@ section

[Description]

An error occurred during I/O processing in the database server.

[System Processing]

Processing will be aborted.

[Action]

To investigate the cause of the occurrence from the message, and remove cause.

### 2.86.2 18955

---

#### invalid format parameter "@1@" of field "@2@" in @3@ section

[Description]

An error occurred during I/O processing in the database server.

[System Processing]

Processing will be aborted.

[Action]

To investigate the cause of the occurrence from the message, and remove cause.

### 2.86.3 18956

---

#### timestamp parameter must be set with pair of the begin and end timestamp : "@1@"

[Description]

An error occurred during I/O processing in the database server.



[System Processing]

Processing will be aborted.

[Action]

To investigate the cause of the occurrence from the message, and remove cause.

## 2.86.4 18957

---

**invalid timestamp parameters, the end timestamp must advance to the begin timestamp: begin = "@1@", end = "@2@"**

[Description]

An error occurred during I/O processing in the database server.

[System Processing]

Processing will be aborted.

[Action]

To investigate the cause of the occurrence from the message, and remove cause.

## 2.86.5 18958

---

**pgaudit must be loaded via shared\_preload\_libraries**

[Description]

An error occurred during I/O processing in the database server.

[System Processing]

Processing will be aborted.

[Action]

To investigate the cause of the occurrence from the message, and remove cause.

## 2.86.6 18959

---

**pgaudit must be set log\_replication\_commands.**

[Description]

An error occurred during I/O processing in the database server.

[System Processing]

Processing will be aborted.

[Action]

To investigate the cause of the occurrence from the message, and remove cause.

## 2.86.7 18960

---

**"pgaudit.config\_file" must be specify when pgaudit is loaded**

[Description]

An error occurred during I/O processing in the database server.

[System Processing]

Processing will be aborted.

[Action]

To investigate the cause of the occurrence from the message, and remove cause.

## 2.86.8 18961

---

### error invalid token "@1@" in "@2@"

[Description]

An error occurred during I/O processing in the database server.

[System Processing]

Processing will be aborted.

[Action]

To investigate the cause of the occurrence from the message, and remove cause.

## 2.86.9 18962

---

### redundant @1@ section defined in file "@2@"

[Description]

An error occurred during I/O processing in the database server.

[System Processing]

Processing will be aborted.

[Action]

To investigate the cause of the occurrence from the message, and remove cause.

## 2.86.10 18963

---

### invalid parameter "@1@" in "@2@" in file "@3@"

[Description]

An error occurred during I/O processing in the database server.

[System Processing]

Processing will be aborted.

[Action]

To investigate the cause of the occurrence from the message, and remove cause.

## 2.86.11 18964

---

### invalid operator "@1@" in file "@2@"

[Description]

An error occurred during I/O processing in the database server.

[System Processing]

Processing will be aborted.

[Action]

To investigate the cause of the occurrence from the message, and remove cause.

## 2.86.12 18965

---

### **syntax error near token "@1@" in file "@2@"**

[Description]

An error occurred during I/O processing in the database server.

[System Processing]

Processing will be aborted.

[Action]

To investigate the cause of the occurrence from the message, and remove cause.

## 2.86.13 18966

---

### **unrecognized configuration token "@1@" in "@2@" in file "@3@"**

[Description]

An error occurred during I/O processing in the database server.

[System Processing]

Processing will be aborted.

[Action]

To investigate the cause of the occurrence from the message, and remove cause.

## 2.86.14 18967

---

### **could not make FIFO special file "@1@": @2@**

[Description]

An error occurred during I/O processing in the database server.

[System Processing]

Processing will be aborted.

[Action]

To investigate the cause of the occurrence from the message, and remove cause.

## 2.86.15 18968

---

### **could not open FIFO special file "@1@": @2@**

[Description]

An error occurred during I/O processing in the database server.

[System Processing]

Processing will be aborted.

[Action]

To investigate the cause of the occurrence from the message, and remove cause.

## 2.86.16 18969

---

### could not read from named pipe: @1@

[Description]

An error occurred during I/O processing in the database server.

[System Processing]

Processing will be aborted.

[Action]

To investigate the cause of the occurrence from the message, and remove cause.

## 2.86.17 18970

---

### could not write audit log "@1@": @2@

[Description]

An error occurred during I/O processing in the database server.

[System Processing]

Processing will be aborted.

[Action]

To investigate the cause of the occurrence from the message, and remove cause.

## 2.86.18 18971

---

### could not open audit log file "@1@": @2@

[Description]

An error occurred during I/O processing in the database server.

[System Processing]

Processing will be aborted.

[Action]

To investigate the cause of the occurrence from the message, and remove cause.

## 2.86.19 18972

---

### disabling automatic rotation

[Description]

The application or command terminated normally, but a warning was output.

[System Processing]

Processing will continue.

[Action]

Check the message text and confirm that the issue does not affect the expected outcome.

## 2.86.20 18973

---

---

### **pgaudit extension initialized**

[Description]

Terminated normally.

[System Processing]

Continues processing.

[Action]

No action required.

---

## **2.86.21 18974**

---

### **following\_async\_walsenders parser failed**

[Description]

An error occurred during I/O processing in the database server.

[System Processing]

Processing will be aborted.

[Action]

To investigate the cause of the occurrence from the message, and remove cause.

---

## **2.86.22 18975**

---

### **Cannot specify "\*" as standby names in "synchronous\_standby\_names" when "following\_async\_walsenders" is enabled**

[Description]

An error occurred during I/O processing in the database server.

[System Processing]

Processing will be aborted.

[Action]

To investigate the cause of the occurrence from the message, and remove cause.

---

## **2.86.23 18976**

---

### **Cannot enable "following\_async\_walsenders" when "\*" is specify as standby names in "synchronous\_standby\_names"**

[Description]

An error occurred during I/O processing in the database server.

[System Processing]

Processing will be aborted.

[Action]

To investigate the cause of the occurrence from the message, and remove cause.

---

## **2.86.24 18977**

---

---

**Cannot specify the standby name (@1@) in "synchronous\_standby\_names" because it has been specified in "following\_async\_walsenders"**

[Description]

An error occurred during I/O processing in the database server.

[System Processing]

Processing will be aborted.

[Action]

To investigate the cause of the occurrence from the message, and remove cause.

---

## 2.86.25 18978

---

**Cannot specify the standby name (@1@) in "following\_async\_walsenders" because it has been specified in "synchronous\_standby\_names"**

[Description]

An error occurred during I/O processing in the database server.

[System Processing]

Processing will be aborted.

[Action]

To investigate the cause of the occurrence from the message, and remove cause.

---

## 2.86.26 18979

---

**tablespace "@1@" in the tablespaces list file does not exist**

[Description]

An error occurred during I/O processing in the database server.

[System Processing]

Processing will be aborted.

[Action]

To investigate the cause of the occurrence from the message, and remove cause.

---

## 2.86.27 18980

---

**no resource to backup with the copy command**

[Description]

An error occurred during I/O processing in the database server.

[System Processing]

Processing will be aborted.

[Action]

To investigate the cause of the occurrence from the message, and remove cause.

---

## 2.86.28 18981

---

### results of copying file does not exist

[Description]

The backup data may be corrupted.

[System Processing]

Processing will be aborted.

[Action]

Copy the backup data to the backup storage directory from backup media.

---

## 2.86.29 18982

---

### Backup using the copy command has not been done

[Description]

An error occurred during I/O processing in the database server.

[System Processing]

Processing will be aborted.

[Action]

To investigate the cause of the occurrence from the message, and remove cause.

---

## 2.86.30 18983

---

### option -Y is necessary because backup has been performed with the copy command

[Description]

An error occurred during I/O processing in the database server.

[System Processing]

Processing will be aborted.

[Action]

To investigate the cause of the occurrence from the message, and remove cause.

---

## 2.86.31 18984

---

### option -Y must not be specified because backup has not been performed with the copy command

[Description]

An error occurred during I/O processing in the database server.

[System Processing]

Processing will be aborted.

[Action]

To investigate the cause of the occurrence from the message, and remove cause.

---

## 2.86.32 18985

---

### could not set permissions of file "@1@": @2@ (errno=@3@)

[Description]

An error occurred during I/O processing in the database server.

[System Processing]

Processing will be aborted.

[Action]

To investigate the cause of the occurrence from the message, and remove cause.

## 2.86.33 18986

---

### copy command "@1@" failed (mode=@2@): @3@

[Description]

An error occurred during I/O processing in the database server.

[System Processing]

Processing will be aborted.

[Action]

To investigate the cause of the occurrence from the message, and remove cause.

## 2.86.34 18987

---

### tablespace name "@1@" has been overlapped in the tablespaces list file

[Description]

An error occurred during I/O processing in the database server.

[System Processing]

Processing will be aborted.

[Action]

To investigate the cause of the occurrence from the message, and remove cause.

## 2.86.35 18988

---

### file "@1@" does not exist or is not a regular file

[Description]

An error occurred during I/O processing in the database server.

[System Processing]

Processing will be aborted.

[Action]

To investigate the cause of the occurrence from the message, and remove cause.

## 2.86.36 18989

---

### tablespace "@1@" can not be specified in the tablespaces list file

[Description]

An error occurred during I/O processing in the database server.



[System Processing]

Processing will be aborted.

[Action]

To investigate the cause of the occurrence from the message, and remove cause.

## 2.86.37 18990

---

**the tablespace name specified in the tablespaces list file could not be acquired: @1@**

[Description]

An error occurred during I/O processing in the database server.

[System Processing]

Processing will be aborted.

[Action]

To investigate the cause of the occurrence from the message, and remove cause.

## 2.86.38 18991

---

**@1@: COPY FROM command must be specified**

[Description]

COPY FROM command must be specified.

[System Processing]

Processing will be aborted.

[Action]

Check the message text and confirm that the event indicated in supplementary information reported by the system is a planned event.

## 2.86.39 18992

---

**@1@: cannot launch more than @2@ workers**

[Description]

The number of workers is too many

[System Processing]

Processing will be aborted.

[Action]

If the number of workers is high, reduce it.

## 2.86.40 18993

---

**@1@: no table name specified**

[Description]

No table name specified.

[System Processing]

Processing will be aborted.

[Action]

Please specify the table name you would load data.

## 2.86.41 18994

---

**@1@: COPY TO command cannot be available**

[Description]

COPY TO command cannot be available.

[System Processing]

Processing will be aborted.

[Action]

Please specify COPY FROM command.

## 2.86.42 18995

---

**load failed**

[Description]

Load failed.

[System Processing]

Processing will be aborted.

[Action]

Check the message text and confirm that the event indicated in supplementary information reported by the system is a planned event.

## 2.86.43 18996

---

**could not start @1@ background processes**

[Description]

Could not start %d background processes.

[System Processing]

Processing will be aborted.

[Action]

Check the message text and confirm that the event indicated in supplementary information reported by the system is a planned event.

## 2.86.44 18997

---

**You might need to increase max\_worker\_processes.**

[Description]

You might need to increase max\_worker\_processes.

[System Processing]

Processing will be aborted.

[Action]

You might need to increase max\_worker\_processes

## 2.86.45 18998

---

### postmaster exited during a parallel loading

[Description]

postmaster exited during a parallel loading.

[System Processing]

Processing will be aborted.

[Action]

Please refer to the server log, and determine the cause of the error.

## 2.86.46 18999

---

### COPY statement cannot be null

[Description]

COPY statement cannot be null.

[System Processing]

Processing will be aborted.

[Action]

Please specify COPY FROM statement.

## 2.87 Message Numbers Beginning with 19000

---

### 2.87.1 19000

---

#### number of workers must not be negative

[Description]

The number of workers must not be negative.

[System Processing]

Processing will be aborted.

[Action]

Please specify more than one.

### 2.87.2 19001

---

#### lack of max\_prepared\_transactions

[Description]

Lack of max\_prepared\_transactions.

[System Processing]

Processing will be aborted.

[Action]

Please increase max\_prepared\_transactions.

## 2.87.3 19002

---

### max\_prepared\_transactions must be set at least @1@

[Description]

Lack of max\_prepared\_transactions.

[System Processing]

Processing will be aborted.

[Action]

Please increase max\_prepared\_transactions.

## 2.87.4 19003

---

### pgx\_loader only available using COPY FROM

[Description]

pgx\_loader can be available only COPY FROM command.

[System Processing]

Processing will be aborted.

[Action]

Please specify COPY FROM statement.

## 2.87.5 19004

---

### failed to execute SPI returned @1@

[Description]

Could not execute SPI.

[System Processing]

Processing will be aborted.

[Action]

Please refer to the server log, and determine the cause of the error.

## 2.87.6 19005

---

### @1@ the prepared transaction with gid: "@2@"

[Description]

The prepared transaction has been completed.

[System Processing]

Continues processing.

[Action]

No action required.

## 2.87.7 19006

---

---

**failed to delete the record with id: @1@(SPI returned: @2@)****[Description]**

Could not delete the row in pgx\_loader\_state table.

**[System Processing]**

Processing will be aborted.

**[Action]**

Please refer to the server log, and determine the cause of the error.

---

**2.87.8 19007**

---

**could not write to the shared message queue for PID @1@: "@2@"****[Description]**

Could not write to the shared memory message queue.

**[System Processing]**

Processing will be aborted.

**[Action]**

Please refer to the server log, and determine the cause of the error.

---

**2.87.9 19008**

---

**COPY FROM instructs the PostgreSQL server process to read a file. You may want a client-side facility such as pgx\_loader command.****[Description]**

Failed to read the file.

**[System Processing]**

Processing will be aborted.

**[Action]**

Check the message text and confirm that the event indicated in supplementary information reported by the system is a planned event.

---

**2.87.10 19009**

---

**failed to add new prepared transaction "@1@" by worker(@2@)****[Description]**

Failed to add new prepared transaction.

**[System Processing]**

Processing will be aborted.

**[Action]**

Please refer to the server log, and determine the cause of the error.

---

**2.87.11 19010**

---

**failed to fetch id column from "@1@" by worker(@2@)**

[Description]

Failed to fetch the id column.

[System Processing]

Processing will be aborted.

[Action]

Please refer to the server log, and determine the cause of the error.

## 2.87.12 19011

---

### cannot uniquely identify the id

[Description]

Could not uniquely identify the id.

[System Processing]

Processing will be aborted.

[Action]

Please refer to the server log, and determine the cause of the error.

## 2.87.13 19012

---

### record with gid: "@1@" and master\_pid: @2@ might already exist

[Description]

Could not uniquely identify the id.

[System Processing]

Processing will be aborted.

[Action]

Please refer to the server log, and determine the cause of the error.

## 2.87.14 19013

---

### failed to update state column of record with id: @1@

[Description]

Failed to update the state column.

[System Processing]

Processing will be aborted.

[Action]

Please refer to the server log, and determine the cause of the error.

## 2.87.15 19014

---

### could not get the status of file "@1@": @2@

[Description]

An error occurred during I/O processing in the database server.

[System Processing]

Processing will be aborted.

[Action]

To investigate the cause of the occurrence from the message, and remove cause.

## 2.87.16 19015

---

### could not open directory "@1@": @2@

[Description]

An error occurred during I/O processing in the database server.

[System Processing]

Processing will be aborted.

[Action]

To investigate the cause of the occurrence from the message, and remove cause.

## 2.87.17 19016

---

### could not stat file "@1@": @2@

[Description]

An error occurred during I/O processing in the database server.

[System Processing]

Processing will be aborted.

[Action]

To investigate the cause of the occurrence from the message, and remove cause.

## 2.87.18 19017

---

### invalid value "@1@" for "@2@"

[Description]

An error occurred during I/O processing in the database server.

[System Processing]

Processing will be aborted.

[Action]

To investigate the cause of the occurrence from the message, and remove cause.

## 2.87.19 19018

---

### could not open file "@1@": @2@

[Description]

An error occurred during I/O processing in the database server.

[System Processing]

Processing will be aborted.

[Action]

To investigate the cause of the occurrence from the message, and remove cause.

## 2.87.20 19019

---

### could not close file "@1@": @2@

[Description]

An error occurred during I/O processing in the database server.

[System Processing]

Processing will be aborted.

[Action]

To investigate the cause of the occurrence from the message, and remove cause.

## 2.87.21 19020

---

### parallel worker failed to initialize

[Description]

An error occurred during execution of the application or command.

[System Processing]

Processing will be aborted.

[Action]

Check the message text and confirm that the application is written correctly and the command is being used correctly.

## 2.87.22 19021

---

### More details may be available in the server log.

[Description]

Supplementary information was output.

[System Processing]

None.

[Action]

Refer to this message together with the message that was output immediately beforehand.

## 2.87.23 19022

---

### operator family "@1@" of access method @2@ contains support procedure @3@ with different left and right input types

[Description]

An error occurred during execution of the application or command.

[System Processing]

Processing will be aborted.



[Action]

Check the message text and confirm that the application is written correctly and the command is being used correctly.

## 2.87.24 19023

---

**operator family "@1@" of access method @2@ contains invalid ORDER BY specification for operator @3@**

[Description]

An error occurred during execution of the application or command.

[System Processing]

Processing will be aborted.

[Action]

Check the message text and confirm that the application is written correctly and the command is being used correctly.

## 2.87.25 19024

---

**operator family "@1@" of access method @2@ contains operator @3@ with wrong signature**

[Description]

An error occurred during execution of the application or command.

[System Processing]

Processing will be aborted.

[Action]

Check the message text and confirm that the application is written correctly and the command is being used correctly.

## 2.87.26 19025

---

**operator family "@1@" of access method @2@ is missing cross-type operator(s)**

[Description]

An error occurred during execution of the application or command.

[System Processing]

Processing will be aborted.

[Action]

Check the message text and confirm that the application is written correctly and the command is being used correctly.

## 2.87.27 19026

---

**could not determine data type for argument @1@**

[Description]

An error occurred during execution of the application or command.

[System Processing]

Processing will be aborted.

[Action]

Check the message text and confirm that the application is written correctly and the command is being used correctly.

## 2.87.28 19027

---

**@1@: data directory is of wrong version File "@2@" contains "@3@", which is not compatible with this program's version "@4@".**

[Description]

Terminated normally.

[System Processing]

Continues processing.

[Action]

No action required.

## 2.87.29 19028

---

**@1@: could not clear search\_path: @2@**

[Description]

Terminated normally.

[System Processing]

Continues processing.

[Action]

No action required.

## 2.87.30 19029

---

**@1@: query returned @2@ row instead of one: @3@**

[Description]

Terminated normally.

[System Processing]

Continues processing.

[Action]

No action required.

## 2.87.31 19030

---

**@1@: could not stat file "@2@": @3@**

[Description]

An error occurred during execution of the application or command.

[System Processing]

Processing will be aborted.

[Action]

Check the message text and confirm that the application is written correctly and the command is being used correctly.

## 2.87.32 19031

---

**@1@: could not open directory "@2@": @3@**

[Description]

An error occurred during execution of the application or command.

[System Processing]

Processing will be aborted.

[Action]

Check the message text and confirm that the application is written correctly and the command is being used correctly.

## 2.87.33 19032

---

**@1@: could not read directory "@2@": @3@**

[Description]

An error occurred during execution of the application or command.

[System Processing]

Processing will be aborted.

[Action]

Check the message text and confirm that the application is written correctly and the command is being used correctly.

## 2.87.34 19033

---

**@1@: could not open file "@2@": @3@**

[Description]

An error occurred during execution of the application or command.

[System Processing]

Processing will be aborted.

[Action]

Check the message text and confirm that the application is written correctly and the command is being used correctly.

## 2.87.35 19034

---

**@1@: could not fsync file "@2@": @3@**

[Description]

An error occurred during execution of the application or command.

[System Processing]

Processing will be aborted.

[Action]

Check the message text and confirm that the application is written correctly and the command is being used correctly.

## 2.87.36 19035

---

**@1@: could not rename file "@2@" to "@3@": @4@**

[Description]

An error occurred during execution of the application or command.

[System Processing]

Processing will be aborted.

[Action]

Check the message text and confirm that the application is written correctly and the command is being used correctly.

## 2.87.37 19036

---

**password too long**

[Description]

An error occurred during execution of the application or command.

[System Processing]

Processing will be aborted.

[Action]

Check the message text and confirm that the application is written correctly and the command is being used correctly.

## 2.87.38 19037

---

**block number out of range: @1@**

[Description]

An error occurred during execution of the application or command.

[System Processing]

Processing will be aborted.

[Action]

Check the message text and confirm that the application is written correctly and the command is being used correctly.

## 2.87.39 19038

---

**corrupted BRIN index: inconsistent range map**

[Description]

An error occurred during execution of the application or command.

[System Processing]

Processing will be aborted.

[Action]

Check the message text and confirm that the application is written correctly and the command is being used correctly.

## 2.87.40 19039

---

---

### invalid overflow block number @1@

[Description]

An error occurred during execution of the application or command.

[System Processing]

Processing will be aborted.

[Action]

Check the message text and confirm that the application is written correctly and the command is being used correctly.

---

## 2.87.41 19040

---

### removing stale two-phase state from memory for transaction @1@

[Description]

The application or command terminated normally, but a warning was output.

[System Processing]

Processing will continue.

[Action]

Check the message text and confirm that the issue does not affect the expected outcome.

---

## 2.87.42 19041

---

### removing future two-phase state from memory for transaction @1@

[Description]

The application or command terminated normally, but a warning was output.

[System Processing]

Processing will continue.

[Action]

Check the message text and confirm that the issue does not affect the expected outcome.

---

## 2.87.43 19042

---

### cannot PREPARE a transaction that has manipulated logical replication workers

[Description]

The application or command terminated normally, but a warning was output.

[System Processing]

Processing will continue.

[Action]

Check the message text and confirm that the issue does not affect the expected outcome.

---

## 2.87.44 19043

---

### cannot PREPARE a transaction that has manipulated logical replication workers

[Description]

An error occurred during execution of the application or command.

[System Processing]

Processing will be aborted.

[Action]

Check the message text and confirm that the application is written correctly and the command is being used correctly.

---

## 2.87.45 19044

---

### could not open write-ahead log directory "@1@": @2@

[Description]

An error occurred during execution of the application or command.

[System Processing]

Processing will be aborted.

[Action]

Check the message text and confirm that the application is written correctly and the command is being used correctly.

---

## 2.87.46 19045

---

### could not generate secret authorization token

[Description]

An error occurred during execution of the application or command.

[System Processing]

Processing will be aborted.

[Action]

Check the message text and confirm that the application is written correctly and the command is being used correctly.

---

## 2.87.47 19046

---

### cannot use IN SCHEMA clause when using GRANT/REVOKE ON SCHEMAS

[Description]

An error occurred during execution of the application or command.

[System Processing]

Processing will be aborted.

[Action]

Check the message text and confirm that the application is written correctly and the command is being used correctly.

---

## 2.87.48 19047

---

### permission denied for statistics object @1@

[Description]

An error occurred during execution of the application or command.

[System Processing]

Processing will be aborted.

[Action]

Check the message text and confirm that the application is written correctly and the command is being used correctly.

## 2.87.49 19048

---

**permission denied for publication @1@**

[Description]

An error occurred during execution of the application or command.

[System Processing]

Processing will be aborted.

[Action]

Check the message text and confirm that the application is written correctly and the command is being used correctly.

## 2.87.50 19049

---

**permission denied for subscription @1@**

[Description]

An error occurred during execution of the application or command.

[System Processing]

Processing will be aborted.

[Action]

Check the message text and confirm that the application is written correctly and the command is being used correctly.

## 2.87.51 19050

---

**must be owner of statistics object @1@**

[Description]

An error occurred during execution of the application or command.

[System Processing]

Processing will be aborted.

[Action]

Check the message text and confirm that the application is written correctly and the command is being used correctly.

## 2.87.52 19051

---

**must be owner of publication @1@**

[Description]

An error occurred during execution of the application or command.

[System Processing]

Processing will be aborted.

[Action]

Check the message text and confirm that the application is written correctly and the command is being used correctly.

## 2.87.53 19052

---

### must be owner of subscription @1@

[Description]

An error occurred during execution of the application or command.

[System Processing]

Processing will be aborted.

[Action]

Check the message text and confirm that the application is written correctly and the command is being used correctly.

## 2.87.54 19053

---

### publication with OID @1@ does not exist

[Description]

An error occurred during execution of the application or command.

[System Processing]

Processing will be aborted.

[Action]

Check the message text and confirm that the application is written correctly and the command is being used correctly.

## 2.87.55 19054

---

### subscription with OID @1@ does not exist

[Description]

An error occurred during execution of the application or command.

[System Processing]

Processing will be aborted.

[Action]

Check the message text and confirm that the application is written correctly and the command is being used correctly.

## 2.87.56 19055

---

### statistics object with OID @1@ does not exist

[Description]

An error occurred during execution of the application or command.

[System Processing]

Processing will be aborted.

[Action]

Check the message text and confirm that the application is written correctly and the command is being used correctly.



## 2.87.57 19056

---

### cannot add NO INHERIT constraint to partitioned table "@1@"

[Description]

An error occurred during execution of the application or command.

[System Processing]

Processing will be aborted.

[Action]

Check the message text and confirm that the application is written correctly and the command is being used correctly.

## 2.87.58 19057

---

### statistics object "@1@" does not exist

[Description]

An error occurred during execution of the application or command.

[System Processing]

Processing will be aborted.

[Action]

Check the message text and confirm that the application is written correctly and the command is being used correctly.

## 2.87.59 19058

---

### must specify relation and object name

[Description]

An error occurred during execution of the application or command.

[System Processing]

Processing will be aborted.

[Action]

Check the message text and confirm that the application is written correctly and the command is being used correctly.

## 2.87.60 19059

---

### publication relation "@1@" in publication "@2@" does not exist

[Description]

An error occurred during execution of the application or command.

[System Processing]

Processing will be aborted.

[Action]

Check the message text and confirm that the application is written correctly and the command is being used correctly.

## 2.87.61 19060

---

---

### empty range bound specified for partition "@1@"

[Description]

An error occurred during execution of the application or command.

[System Processing]

Processing will be aborted.

[Action]

Check the message text and confirm that the application is written correctly and the command is being used correctly.

---

## 2.87.62 19061

---

### partition "@1@" would overlap partition "@2@"

[Description]

An error occurred during execution of the application or command.

[System Processing]

Processing will be aborted.

[Action]

Check the message text and confirm that the application is written correctly and the command is being used correctly.

---

## 2.87.63 19062

---

### "@1@" is a partitioned table

[Description]

An error occurred during execution of the application or command.

[System Processing]

Processing will be aborted.

[Action]

Check the message text and confirm that the application is written correctly and the command is being used correctly.

---

## 2.87.64 19063

---

### "@1@" is a system table

[Description]

An error occurred during execution of the application or command.

[System Processing]

Processing will be aborted.

[Action]

Check the message text and confirm that the application is written correctly and the command is being used correctly.

---

## 2.87.65 19064

---

### table "@1@" cannot be replicated

[Description]

An error occurred during execution of the application or command.

[System Processing]

Processing will be aborted.

[Action]

Check the message text and confirm that the application is written correctly and the command is being used correctly.

---

## 2.87.66 19065

---

### relation "@1@" is already member of publication "@2@"

[Description]

An error occurred during execution of the application or command.

[System Processing]

Processing will be aborted.

[Action]

Check the message text and confirm that the application is written correctly and the command is being used correctly.

---

## 2.87.67 19066

---

### publication "@1@" does not exist

[Description]

An error occurred during execution of the application or command.

[System Processing]

Processing will be aborted.

[Action]

Check the message text and confirm that the application is written correctly and the command is being used correctly.

---

## 2.87.68 19067

---

### subscription "@1@" does not exist

[Description]

An error occurred during execution of the application or command.

[System Processing]

Processing will be aborted.

[Action]

Check the message text and confirm that the application is written correctly and the command is being used correctly.

---

## 2.87.69 19068

---

### publication "@1@" already exists

[Description]

An error occurred during execution of the application or command.

[System Processing]

Processing will be aborted.

[Action]

Check the message text and confirm that the application is written correctly and the command is being used correctly.

---

## 2.87.70 19069

---

**subscription "@1@" already exists**

[Description]

An error occurred during execution of the application or command.

[System Processing]

Processing will be aborted.

[Action]

Check the message text and confirm that the application is written correctly and the command is being used correctly.

---

## 2.87.71 19070

---

**statistics object "@1@" already exists in schema "@2@"**

[Description]

An error occurred during execution of the application or command.

[System Processing]

Processing will be aborted.

[Action]

Check the message text and confirm that the application is written correctly and the command is being used correctly.

---

## 2.87.72 19071

---

**column "@1@" of relation "@2@" appears more than once**

[Description]

An error occurred during execution of the application or command.

[System Processing]

Processing will be aborted.

[Action]

Check the message text and confirm that the application is written correctly and the command is being used correctly.

---

## 2.87.73 19072

---

**collation "default" cannot be copied**

[Description]

An error occurred during execution of the application or command.

[System Processing]

Processing will be aborted.

[Action]

Check the message text and confirm that the application is written correctly and the command is being used correctly.

## 2.87.74 19073

---

### unrecognized collation provider: @1@

[Description]

An error occurred during execution of the application or command.

[System Processing]

Processing will be aborted.

[Action]

Check the message text and confirm that the application is written correctly and the command is being used correctly.

## 2.87.75 19074

---

### could not convert locale name "@1@" to language tag: @2@

[Description]

An error occurred during execution of the application or command.

[System Processing]

Processing will be aborted.

[Action]

Check the message text and confirm that the application is written correctly and the command is being used correctly.

## 2.87.76 19075

---

### must be superuser to import system collations

[Description]

An error occurred during execution of the application or command.

[System Processing]

Processing will be aborted.

[Action]

Check the message text and confirm that the application is written correctly and the command is being used correctly.

## 2.87.77 19076

---

### no usable system locales were found

[Description]

The application or command terminated normally, but a warning was output.

[System Processing]

Processing will continue.

[Action]

Check the message text and confirm that the issue does not affect the expected outcome.

## 2.87.78 19077

---

### cannot copy from partitioned table "@1@"

[Description]

An error occurred during execution of the application or command.

[System Processing]

Processing will be aborted.

[Action]

Check the message text and confirm that the application is written correctly and the command is being used correctly.

## 2.87.79 19078

---

### cannot route inserted tuples to a foreign table

[Description]

An error occurred during execution of the application or command.

[System Processing]

Processing will be aborted.

[Action]

Check the message text and confirm that the application is written correctly and the command is being used correctly.

## 2.87.80 19079

---

### database "@1@" is being used by logical replication subscription

[Description]

An error occurred during execution of the application or command.

[System Processing]

Processing will be aborted.

[Action]

Check the message text and confirm that the application is written correctly and the command is being used correctly.

## 2.87.81 19080

---

### statistics object "@1@" does not exist, skipping

[Description]

An error occurred during execution of the application or command.

[System Processing]

Processing will continue.

[Action]

Check the message text and confirm that the application is written correctly and the command is being used correctly.

## 2.87.82 19081

---

---

### publication "@1@" does not exist, skipping

[Description]

The application or command terminated normally, but a warning was output.

[System Processing]

Processing will continue.

[Action]

Check the message text and confirm that the issue does not affect the expected outcome.

---

## 2.87.83 19082

---

### extension "@1@" has no installation script nor update path for version "@2@"

[Description]

An error occurred during execution of the application or command.

[System Processing]

Processing will be aborted.

[Action]

Check the message text and confirm that the application is written correctly and the command is being used correctly.

---

## 2.87.84 19083

---

### user mapping for "@1@" already exists for server "@2@"

[Description]

An error occurred during execution of the application or command.

[System Processing]

Processing will be aborted.

[Action]

Check the message text and confirm that the application is written correctly and the command is being used correctly.

---

## 2.87.85 19084

---

### third argument of cast function must be type @1@

[Description]

An error occurred during execution of the application or command.

[System Processing]

Processing will be aborted.

[Action]

Check the message text and confirm that the application is written correctly and the command is being used correctly.

---

## 2.87.86 19085

---

### cannot create unique index on partitioned table "@1@"

[Description]

An error occurred during execution of the application or command.

[System Processing]

Processing will be aborted.

[Action]

Check the message text and confirm that the application is written correctly and the command is being used correctly.

---

## 2.87.87 19086

---

### invalid list syntax for "publish" option

[Description]

An error occurred during execution of the application or command.

[System Processing]

Processing will be aborted.

[Action]

Check the message text and confirm that the application is written correctly and the command is being used correctly.

---

## 2.87.88 19087

---

### unrecognized "publish" value: "@1@"

[Description]

An error occurred during execution of the application or command.

[System Processing]

Processing will be aborted.

[Action]

Check the message text and confirm that the application is written correctly and the command is being used correctly.

---

## 2.87.89 19088

---

### unrecognized publication parameter: "@1@"

[Description]

An error occurred during execution of the application or command.

[System Processing]

Processing will be aborted.

[Action]

Check the message text and confirm that the application is written correctly and the command is being used correctly.

---

## 2.87.90 19089

---

### must be superuser to create FOR ALL TABLES publication

[Description]

An error occurred during execution of the application or command.



[System Processing]

Processing will be aborted.

[Action]

Check the message text and confirm that the application is written correctly and the command is being used correctly.

## 2.87.91 19090

---

**publication "@1@" is defined as FOR ALL TABLES**

[Description]

An error occurred during execution of the application or command.

[System Processing]

Processing will be aborted.

[Action]

Check the message text and confirm that the application is written correctly and the command is being used correctly.

## 2.87.92 19091

---

**relation "@1@" is not part of the publication**

[Description]

An error occurred during execution of the application or command.

[System Processing]

Processing will be aborted.

[Action]

Check the message text and confirm that the application is written correctly and the command is being used correctly.

## 2.87.93 19092

---

**permission denied to change owner of publication "@1@"**

[Description]

An error occurred during execution of the application or command.

[System Processing]

Processing will be aborted.

[Action]

Check the message text and confirm that the application is written correctly and the command is being used correctly.

## 2.87.94 19093

---

**invalid sequence option SEQUENCE NAME**

[Description]

An error occurred during execution of the application or command.

[System Processing]

Processing will be aborted.

[Action]

Check the message text and confirm that the application is written correctly and the command is being used correctly.

## 2.87.95 19094

---

### identity column type must be smallint, integer, or bigint

[Description]

An error occurred during execution of the application or command.

[System Processing]

Processing will be aborted.

[Action]

Check the message text and confirm that the application is written correctly and the command is being used correctly.

## 2.87.96 19095

---

### MAXVALUE (@1@) is out of range for sequence data type @2@

[Description]

An error occurred during execution of the application or command.

[System Processing]

Processing will be aborted.

[Action]

Check the message text and confirm that the application is written correctly and the command is being used correctly.

## 2.87.97 19096

---

### MINVALUE (@1@) is out of range for sequence data type @2@

[Description]

An error occurred during execution of the application or command.

[System Processing]

Processing will be aborted.

[Action]

Check the message text and confirm that the application is written correctly and the command is being used correctly.

## 2.87.98 19097

---

### cannot change ownership of identity sequence

[Description]

An error occurred during execution of the application or command.

[System Processing]

Processing will be aborted.

[Action]

Check the message text and confirm that the application is written correctly and the command is being used correctly.

## 2.87.99 19098

---

### only a single relation is allowed in CREATE STATISTICS

[Description]

An error occurred during execution of the application or command.

[System Processing]

Processing will be aborted.

[Action]

Check the message text and confirm that the application is written correctly and the command is being used correctly.

## 2.87.100 19099

---

### relation "@1@" is not a table, foreign table, or materialized view

[Description]

An error occurred during execution of the application or command.

[System Processing]

Processing will be aborted.

[Action]

Check the message text and confirm that the application is written correctly and the command is being used correctly.

## 2.88 Message Numbers Beginning with 19100

---

### 2.88.1 19100

---

#### only simple column references are allowed in CREATE STATISTICS

[Description]

An error occurred during execution of the application or command.

[System Processing]

Processing will be aborted.

[Action]

Check the message text and confirm that the application is written correctly and the command is being used correctly.

### 2.88.2 19101

---

#### statistics creation on system columns is not supported

[Description]

An error occurred during execution of the application or command.

[System Processing]

Processing will be aborted.

[Action]

Check the message text and confirm that the application is written correctly and the command is being used correctly.

### 2.88.3 19102

---

**column "@1@" cannot be used in statistics because its type @2@ has no default btree**

[Description]

An error occurred during execution of the application or command.

[System Processing]

Processing will be aborted.

[Action]

Check the message text and confirm that the application is written correctly and the command is being used correctly.

### 2.88.4 19103

---

**cannot have more than @1@ columns in statistics**

[Description]

An error occurred during execution of the application or command.

[System Processing]

Processing will be aborted.

[Action]

Check the message text and confirm that the application is written correctly and the command is being used correctly.

### 2.88.5 19104

---

**extended statistics require at least 2 columns**

[Description]

An error occurred during execution of the application or command.

[System Processing]

Processing will be aborted.

[Action]

Check the message text and confirm that the application is written correctly and the command is being used correctly.

### 2.88.6 19105

---

**duplicate column name in statistics definition**

[Description]

An error occurred during execution of the application or command.

[System Processing]

Processing will be aborted.

[Action]

Check the message text and confirm that the application is written correctly and the command is being used correctly.

## 2.88.7 19106

---

### unrecognized statistics kind "@1@"

[Description]

An error occurred during execution of the application or command.

[System Processing]

Processing will be aborted.

[Action]

Check the message text and confirm that the application is written correctly and the command is being used correctly.

## 2.88.8 19107

---

### unrecognized subscription parameter: "@1@"

[Description]

An error occurred during execution of the application or command.

[System Processing]

Processing will be aborted.

[Action]

Check the message text and confirm that the application is written correctly and the command is being used correctly.

## 2.88.9 19115

---

### publication name "@1@" used more than once

[Description]

An error occurred during execution of the application or command.

[System Processing]

Processing will be aborted.

[Action]

Check the message text and confirm that the application is written correctly and the command is being used correctly.

## 2.88.10 19116

---

### must be superuser to create subscriptions

[Description]

An error occurred during execution of the application or command.

[System Processing]

Processing will be aborted.

[Action]

Check the message text and confirm that the application is written correctly and the command is being used correctly.

## 2.88.11 19117

---

---

**could not connect to the publisher: @1@****[Description]**

An error occurred during execution of the application or command.

**[System Processing]**

Processing will be aborted.

**[Action]**

Check the message text and confirm that the application is written correctly and the command is being used correctly.

---

**2.88.12 19118**

---

**tables were not subscribed, you will have to run @1@ to subscribe the tables****[Description]**

An error occurred during execution of the application or command.

**[System Processing]**

Processing will continue.

**[Action]**

Check the message text and confirm that the application is written correctly and the command is being used correctly.

---

**2.88.13 19119**

---

**cannot set @1@ for enabled subscription****[Description]**

An error occurred during execution of the application or command.

**[System Processing]**

Processing will be aborted.

**[Action]**

Check the message text and confirm that the application is written correctly and the command is being used correctly.

---

**2.88.14 19120**

---

**cannot enable subscription that does not have a slot name****[Description]**

An error occurred during execution of the application or command.

**[System Processing]**

Processing will be aborted.

**[Action]**

Check the message text and confirm that the application is written correctly and the command is being used correctly.

---

**2.88.15 19121**

---

**ALTER SUBSCRIPTION with refresh is not allowed for disabled subscriptions**

[Description]

An error occurred during execution of the application or command.

[System Processing]

Processing will be aborted.

[Action]

Check the message text and confirm that the application is written correctly and the command is being used correctly.

---

## 2.88.16 19122

---

### ALTER SUBSCRIPTION ... REFRESH is not allowed for disabled subscriptions

[Description]

An error occurred during execution of the application or command.

[System Processing]

Processing will be aborted.

[Action]

Check the message text and confirm that the application is written correctly and the command is being used correctly.

---

## 2.88.17 19123

---

### could not drop the replication slot "@1@" on publisher

[Description]

An error occurred during execution of the application or command.

[System Processing]

Processing will be aborted.

[Action]

Check the message text and confirm that the application is written correctly and the command is being used correctly.

---

## 2.88.18 19124

---

### permission denied to change owner of subscription "@1@"

[Description]

An error occurred during execution of the application or command.

[System Processing]

Processing will be aborted.

[Action]

Check the message text and confirm that the application is written correctly and the command is being used correctly.

---

## 2.88.19 19125

---

### could not receive list of replicated tables from the publisher: @1@

[Description]

An error occurred during execution of the application or command.

[System Processing]

Processing will be aborted.

[Action]

Check the message text and confirm that the application is written correctly and the command is being used correctly.

## 2.88.20 19127

---

### "@1@" is not partitioned

[Description]

An error occurred during execution of the application or command.

[System Processing]

Processing will be aborted.

[Action]

Check the message text and confirm that the application is written correctly and the command is being used correctly.

## 2.88.21 19128

---

### cannot partition using more than @1@ columns

[Description]

An error occurred during execution of the application or command.

[System Processing]

Processing will be aborted.

[Action]

Check the message text and confirm that the application is written correctly and the command is being used correctly.

## 2.88.22 19129

---

### cannot truncate only a partitioned table

[Description]

An error occurred during execution of the application or command.

[System Processing]

Processing will be aborted.

[Action]

Check the message text and confirm that the application is written correctly and the command is being used correctly.

## 2.88.23 19130

---

### cannot inherit from partitioned table "@1@"

[Description]

An error occurred during execution of the application or command.

[System Processing]

Processing will be aborted.



[Action]

Check the message text and confirm that the application is written correctly and the command is being used correctly.

## 2.88.24 19131

---

### cannot inherit from partition "@1@"

[Description]

An error occurred during execution of the application or command.

[System Processing]

Processing will be aborted.

[Action]

Check the message text and confirm that the application is written correctly and the command is being used correctly.

## 2.88.25 19132

---

### partition constraint of relation "@1@" is violated by some row

[Description]

An error occurred during execution of the application or command.

[System Processing]

Processing will be aborted.

[Action]

Check the message text and confirm that the application is written correctly and the command is being used correctly.

## 2.88.26 19133

---

### cannot add column to a partition

[Description]

An error occurred during execution of the application or command.

[System Processing]

Processing will be aborted.

[Action]

Check the message text and confirm that the application is written correctly and the command is being used correctly.

## 2.88.27 19134

---

### cannot recursively add identity column to table that has child tables

[Description]

An error occurred during execution of the application or command.

[System Processing]

Processing will be aborted.

[Action]

Check the message text and confirm that the application is written correctly and the command is being used correctly.

## 2.88.28 19135

---

### cannot remove constraint from only the partitioned table when partitions exist

[Description]

An error occurred during execution of the application or command.

[System Processing]

Processing will be aborted.

[Action]

Check the message text and confirm that the application is written correctly and the command is being used correctly.

## 2.88.29 19136

---

### column "@1@" of relation "@2@" is an identity column

[Description]

An error occurred during execution of the application or command.

[System Processing]

Processing will be aborted.

[Action]

Check the message text and confirm that the application is written correctly and the command is being used correctly.

## 2.88.30 19137

---

### column "@1@" is marked NOT NULL in parent table

[Description]

An error occurred during execution of the application or command.

[System Processing]

Processing will be aborted.

[Action]

Check the message text and confirm that the application is written correctly and the command is being used correctly.

## 2.88.31 19139

---

### column "@1@" of relation "@2@" must be declared NOT NULL before identity can be added

[Description]

An error occurred during execution of the application or command.

[System Processing]

Processing will be aborted.

[Action]

Check the message text and confirm that the application is written correctly and the command is being used correctly.

## 2.88.32 19140

---

---

### column "@1@" of relation "@2@" is already an identity column

[Description]

An error occurred during execution of the application or command.

[System Processing]

Processing will be aborted.

[Action]

Check the message text and confirm that the application is written correctly and the command is being used correctly.

---

## 2.88.33 19141

---

### column "@1@" of relation "@2@" already has a default value

[Description]

An error occurred during execution of the application or command.

[System Processing]

Processing will be aborted.

[Action]

Check the message text and confirm that the application is written correctly and the command is being used correctly.

---

## 2.88.34 19142

---

### column "@1@" of relation "@2@" is not an identity column

[Description]

An error occurred during execution of the application or command.

[System Processing]

Processing will be aborted.

[Action]

Check the message text and confirm that the application is written correctly and the command is being used correctly.

---

## 2.88.35 19144

---

### cannot drop column "@1@" because it is part of the partition key of relation "@2@"

[Description]

An error occurred during execution of the application or command.

[System Processing]

Processing will be aborted.

[Action]

Check the message text and confirm that the application is written correctly and the command is being used correctly.

---

## 2.88.36 19145

---

### cannot drop column from only the partitioned table when partitions exist

[Description]

An error occurred during execution of the application or command.

[System Processing]

Processing will be aborted.

[Action]

Check the message text and confirm that the application is written correctly and the command is being used correctly.

---

## 2.88.37 19148

---

### cannot alter column "@1@" because it is part of the partition key of relation "@2@"

[Description]

An error occurred during execution of the application or command.

[System Processing]

Processing will be aborted.

[Action]

Check the message text and confirm that the application is written correctly and the command is being used correctly.

---

## 2.88.38 19149

---

### cannot change inheritance of a partition

[Description]

An error occurred during execution of the application or command.

[System Processing]

Processing will be aborted.

[Action]

Check the message text and confirm that the application is written correctly and the command is being used correctly.

---

## 2.88.39 19150

---

### cannot change inheritance of partitioned table

[Description]

An error occurred during execution of the application or command.

[System Processing]

Processing will be aborted.

[Action]

Check the message text and confirm that the application is written correctly and the command is being used correctly.

---

## 2.88.40 19151

---

### cannot inherit from a partition

[Description]

An error occurred during execution of the application or command.

[System Processing]

Processing will be aborted.

[Action]

Check the message text and confirm that the application is written correctly and the command is being used correctly.

---

## 2.88.41 19152

---

**trigger "@1@" prevents table "@2@" from becoming an inheritance child**

[Description]

An error occurred during execution of the application or command.

[System Processing]

Processing will be aborted.

[Action]

Check the message text and confirm that the application is written correctly and the command is being used correctly.

---

## 2.88.42 19153

---

**relation "@1@" is not a partition of relation "@2@"**

[Description]

An error occurred during execution of the application or command.

[System Processing]

Processing will be aborted.

[Action]

Check the message text and confirm that the application is written correctly and the command is being used correctly.

---

## 2.88.43 19154

---

**cannot change table "@1@" to unlogged because it is part of a publication**

[Description]

An error occurred during execution of the application or command.

[System Processing]

Processing will be aborted.

[Action]

Check the message text and confirm that the application is written correctly and the command is being used correctly.

---

## 2.88.44 19155

---

**unrecognized partitioning strategy "@1@"**

[Description]

An error occurred during execution of the application or command.

[System Processing]

Processing will be aborted.

[Action]

Check the message text and confirm that the application is written correctly and the command is being used correctly.

---

## 2.88.45 19156

---

### cannot use "list" partition strategy with more than one column

[Description]

An error occurred during execution of the application or command.

[System Processing]

Processing will be aborted.

[Action]

Check the message text and confirm that the application is written correctly and the command is being used correctly.

---

## 2.88.46 19157

---

### column "@1@" appears more than once in partition key

[Description]

An error occurred during execution of the application or command.

[System Processing]

Processing will be aborted.

[Action]

Check the message text and confirm that the application is written correctly and the command is being used correctly.

---

## 2.88.47 19158

---

### column "@1@" named in partition key does not exist

[Description]

An error occurred during execution of the application or command.

[System Processing]

Processing will be aborted.

[Action]

Check the message text and confirm that the application is written correctly and the command is being used correctly.

---

## 2.88.48 19159

---

### cannot use system column "@1@" in partition key

[Description]

An error occurred during execution of the application or command.

[System Processing]

Processing will be aborted.

[Action]

Check the message text and confirm that the application is written correctly and the command is being used correctly.

## 2.88.49 19160

---

### functions in partition key expression must be marked IMMUTABLE

[Description]

An error occurred during execution of the application or command.

[System Processing]

Processing will be aborted.

[Action]

Check the message text and confirm that the application is written correctly and the command is being used correctly.

## 2.88.50 19162

---

### partition key expressions cannot contain system column references

[Description]

An error occurred during execution of the application or command.

[System Processing]

Processing will be aborted.

[Action]

Check the message text and confirm that the application is written correctly and the command is being used correctly.

## 2.88.51 19163

---

### cannot use constant expression as partition key

[Description]

An error occurred during execution of the application or command.

[System Processing]

Processing will be aborted.

[Action]

Check the message text and confirm that the application is written correctly and the command is being used correctly.

## 2.88.52 19164

---

### could not determine which collation to use for partition expression

[Description]

An error occurred during execution of the application or command.

[System Processing]

Processing will be aborted.

[Action]

Check the message text and confirm that the application is written correctly and the command is being used correctly.

## 2.88.53 19166

---

---

### **"@1@" is already a partition**

[Description]

An error occurred during execution of the application or command.

[System Processing]

Processing will be aborted.

[Action]

Check the message text and confirm that the application is written correctly and the command is being used correctly.

---

## **2.88.54 19167**

---

### **cannot attach a typed table as partition**

[Description]

An error occurred during execution of the application or command.

[System Processing]

Processing will be aborted.

[Action]

Check the message text and confirm that the application is written correctly and the command is being used correctly.

---

## **2.88.55 19168**

---

### **cannot attach inheritance child as partition**

[Description]

An error occurred during execution of the application or command.

[System Processing]

Processing will be aborted.

[Action]

Check the message text and confirm that the application is written correctly and the command is being used correctly.

---

## **2.88.56 19169**

---

### **cannot attach inheritance parent as partition**

[Description]

An error occurred during execution of the application or command.

[System Processing]

Processing will be aborted.

[Action]

Check the message text and confirm that the application is written correctly and the command is being used correctly.

---

## **2.88.57 19170**

---

### **cannot attach a permanent relation as partition of temporary relation "@1@"**



[Description]

An error occurred during execution of the application or command.

[System Processing]

Processing will be aborted.

[Action]

Check the message text and confirm that the application is written correctly and the command is being used correctly.

---

## 2.88.58 19171

---

### cannot attach as partition of temporary relation of another session

[Description]

An error occurred during execution of the application or command.

[System Processing]

Processing will be aborted.

[Action]

Check the message text and confirm that the application is written correctly and the command is being used correctly.

---

## 2.88.59 19172

---

### cannot attach temporary relation of another session as partition

[Description]

An error occurred during execution of the application or command.

[System Processing]

Processing will be aborted.

[Action]

Check the message text and confirm that the application is written correctly and the command is being used correctly.

---

## 2.88.60 19173

---

### table "@1@" contains column "@2@" not found in parent "@3@"

[Description]

An error occurred during execution of the application or command.

[System Processing]

Processing will be aborted.

[Action]

Check the message text and confirm that the application is written correctly and the command is being used correctly.

---

## 2.88.61 19174

---

### trigger "@1@" prevents table "@2@" from becoming a partition

[Description]

An error occurred during execution of the application or command.

[System Processing]

Processing will be aborted.

[Action]

Check the message text and confirm that the application is written correctly and the command is being used correctly.

---

## 2.88.62 19175

---

### ROW triggers with transition tables are not supported on partitions

[Description]

An error occurred during execution of the application or command.

[System Processing]

Processing will be aborted.

[Action]

Check the message text and confirm that the application is written correctly and the command is being used correctly.

---

## 2.88.63 19176

---

### ROW variable naming in the REFERENCING clause is not supported

[Description]

An error occurred during execution of the application or command.

[System Processing]

Processing will be aborted.

[Action]

Check the message text and confirm that the application is written correctly and the command is being used correctly.

---

## 2.88.64 19177

---

### ROW triggers with transition tables are not supported on inheritance children

[Description]

An error occurred during execution of the application or command.

[System Processing]

Processing will be aborted.

[Action]

Check the message text and confirm that the application is written correctly and the command is being used correctly.

---

## 2.88.65 19178

---

### transition table name can only be specified for an AFTER trigger

[Description]

An error occurred during execution of the application or command.

[System Processing]

Processing will be aborted.

[Action]

Check the message text and confirm that the application is written correctly and the command is being used correctly.

## 2.88.66 19179

---

### TRUNCATE triggers with transition tables are not supported

[Description]

An error occurred during execution of the application or command.

[System Processing]

Processing will be aborted.

[Action]

Check the message text and confirm that the application is written correctly and the command is being used correctly.

## 2.88.67 19180

---

### transition tables cannot be specified for triggers with more than one event

[Description]

An error occurred during execution of the application or command.

[System Processing]

Processing will be aborted.

[Action]

Check the message text and confirm that the application is written correctly and the command is being used correctly.

## 2.88.68 19181

---

### transition tables cannot be specified for triggers with column lists

[Description]

An error occurred during execution of the application or command.

[System Processing]

Processing will be aborted.

[Action]

Check the message text and confirm that the application is written correctly and the command is being used correctly.

## 2.88.69 19182

---

### NEW TABLE can only be specified for an INSERT or UPDATE trigger

[Description]

An error occurred during execution of the application or command.

[System Processing]

Processing will be aborted.

[Action]

Check the message text and confirm that the application is written correctly and the command is being used correctly.

## 2.88.70 19183

---

### NEW TABLE cannot be specified multiple times

[Description]

An error occurred during execution of the application or command.

[System Processing]

Processing will be aborted.

[Action]

Check the message text and confirm that the application is written correctly and the command is being used correctly.

## 2.88.71 19184

---

### OLD TABLE can only be specified for a DELETE or UPDATE trigger

[Description]

An error occurred during execution of the application or command.

[System Processing]

Processing will be aborted.

[Action]

Check the message text and confirm that the application is written correctly and the command is being used correctly.

## 2.88.72 19185

---

### OLD TABLE cannot be specified multiple times

[Description]

An error occurred during execution of the application or command.

[System Processing]

Processing will be aborted.

[Action]

Check the message text and confirm that the application is written correctly and the command is being used correctly.

## 2.88.73 19186

---

### OLD TABLE name and NEW TABLE name cannot be the same

[Description]

An error occurred during execution of the application or command.

[System Processing]

Processing will be aborted.

[Action]

Check the message text and confirm that the application is written correctly and the command is being used correctly.

## 2.88.74 19187

---

---

**attribute @1@ of type @2@ has been dropped****[Description]**

An error occurred during execution of the application or command.

**[System Processing]**

Processing will be aborted.

**[Action]**

Check the message text and confirm that the application is written correctly and the command is being used correctly.

---

**2.88.75 19188**

---

**attribute @1@ of type @2@ has wrong type****[Description]**

An error occurred during execution of the application or command.

**[System Processing]**

Processing will be aborted.

**[Action]**

Check the message text and confirm that the application is written correctly and the command is being used correctly.

---

**2.88.76 19189**

---

**new row for relation "@1@" violates partition constraint****[Description]**

An error occurred during execution of the application or command.

**[System Processing]**

Processing will be aborted.

**[Action]**

Check the message text and confirm that the application is written correctly and the command is being used correctly.

---

**2.88.77 19190**

---

**no partition of relation "@1@" found for row****[Description]**

An error occurred during execution of the application or command.

**[System Processing]**

Processing will be aborted.

**[Action]**

Check the message text and confirm that the application is written correctly and the command is being used correctly.

---

**2.88.78 19191**

---

**cannot update table "@1@" because it does not have a replica identity and publishes updates**

[Description]

An error occurred during execution of the application or command.

[System Processing]

Processing will be aborted.

[Action]

Check the message text and confirm that the application is written correctly and the command is being used correctly.

---

## 2.88.79 19192

---

### cannot delete from table "@1@" because it does not have a replica identity and publishes deletes

[Description]

An error occurred during execution of the application or command.

[System Processing]

Processing will be aborted.

[Action]

Check the message text and confirm that the application is written correctly and the command is being used correctly.

---

## 2.88.80 19193

---

### cannot use relation "@1@.@2@" as logical replication target

[Description]

An error occurred during execution of the application or command.

[System Processing]

Processing will be aborted.

[Action]

Check the message text and confirm that the application is written correctly and the command is being used correctly.

---

## 2.88.81 19194

---

### namespace URI must not be null

[Description]

An error occurred during execution of the application or command.

[System Processing]

Processing will be aborted.

[Action]

Check the message text and confirm that the application is written correctly and the command is being used correctly.

---

## 2.88.82 19195

---

### row filter expression must not be null

[Description]

An error occurred during execution of the application or command.

[System Processing]

Processing will be aborted.

[Action]

Check the message text and confirm that the application is written correctly and the command is being used correctly.

---

## 2.88.83 19196

---

**column filter expression must not be null**

[Description]

An error occurred during execution of the application or command.

[System Processing]

Processing will be aborted.

[Action]

Check the message text and confirm that the application is written correctly and the command is being used correctly.

---

## 2.88.84 19197

---

**null is not allowed in column "@1@"**

[Description]

An error occurred during execution of the application or command.

[System Processing]

Processing will be aborted.

[Action]

Check the message text and confirm that the application is written correctly and the command is being used correctly.

---

## 2.88.85 19198

---

**UNENCRYPTED PASSWORD is no longer supported**

[Description]

An error occurred during execution of the application or command.

[System Processing]

Processing will be aborted.

[Action]

Check the message text and confirm that the application is written correctly and the command is being used correctly.

---

## 2.88.86 19199

---

**sequence option "@1@" not supported here**

[Description]

An error occurred during execution of the application or command.

[System Processing]

Processing will be aborted.

[Action]

Check the message text and confirm that the application is written correctly and the command is being used correctly.

## 2.89 Message Numbers Beginning with 19200

---

### 2.89.1 19200

---

#### unrecognized row security option "@1@"

[Description]

An error occurred during execution of the application or command.

[System Processing]

Processing will be aborted.

[Action]

Check the message text and confirm that the application is written correctly and the command is being used correctly.

### 2.89.2 19201

---

#### only one DEFAULT value is allowed

[Description]

An error occurred during execution of the application or command.

[System Processing]

Processing will be aborted.

[Action]

Check the message text and confirm that the application is written correctly and the command is being used correctly.

### 2.89.3 19202

---

#### only one PATH value per column is allowed

[Description]

An error occurred during execution of the application or command.

[System Processing]

Processing will be aborted.

[Action]

Check the message text and confirm that the application is written correctly and the command is being used correctly.

### 2.89.4 19203

---

#### conflicting or redundant NULL / NOT NULL declarations for column "@1@"

[Description]

An error occurred during execution of the application or command.

[System Processing]

Processing will be aborted.



[Action]

Check the message text and confirm that the application is written correctly and the command is being used correctly.

## 2.89.5 19204

---

### unrecognized column option "@1@"

[Description]

An error occurred during execution of the application or command.

[System Processing]

Processing will be aborted.

[Action]

Check the message text and confirm that the application is written correctly and the command is being used correctly.

## 2.89.6 19205

---

### malformed SCRAM message

[Description]

An error occurred during execution of the application or command.

[System Processing]

Processing will be aborted.

[Action]

Check the message text and confirm that the application is written correctly and the command is being used correctly.

## 2.89.7 19206

---

### invalid SCRAM response

[Description]

An error occurred during execution of the application or command.

[System Processing]

Processing will be aborted.

[Action]

Check the message text and confirm that the application is written correctly and the command is being used correctly.

## 2.89.8 19207

---

### could not generate random salt

[Description]

An error occurred during execution of the application or command.

[System Processing]

Processing will be aborted.

[Action]

Check the message text and confirm that the application is written correctly and the command is being used correctly.

## 2.89.9 19208

---

### client requires SCRAM channel binding, but it is not supported

[Description]

An error occurred during execution of the application or command.

[System Processing]

Processing will be aborted.

[Action]

Check the message text and confirm that the application is written correctly and the command is being used correctly.

## 2.89.10 19209

---

### client uses authorization identity, but it is not supported

[Description]

An error occurred during execution of the application or command.

[System Processing]

Processing will be aborted.

[Action]

Check the message text and confirm that the application is written correctly and the command is being used correctly.

## 2.89.11 19210

---

### client requires an unsupported SCRAM extension

[Description]

An error occurred during execution of the application or command.

[System Processing]

Processing will be aborted.

[Action]

Check the message text and confirm that the application is written correctly and the command is being used correctly.

## 2.89.12 19211

---

### non-printable characters in SCRAM nonce

[Description]

An error occurred during execution of the application or command.

[System Processing]

Processing will be aborted.

[Action]

Check the message text and confirm that the application is written correctly and the command is being used correctly.

## 2.89.13 19212

---

---

### could not generate random nonce

[Description]

An error occurred during execution of the application or command.

[System Processing]

Processing will be aborted.

[Action]

Check the message text and confirm that the application is written correctly and the command is being used correctly.

---

## 2.89.14 19213

---

### unexpected SCRAM channel-binding attribute in client-final-message

[Description]

An error occurred during execution of the application or command.

[System Processing]

Processing will be aborted.

[Action]

Check the message text and confirm that the application is written correctly and the command is being used correctly.

---

## 2.89.15 19214

---

### SASL authentication is not supported in protocol version 2

[Description]

An error occurred during execution of the application or command.

[System Processing]

Processing will be aborted.

[Action]

Check the message text and confirm that the application is written correctly and the command is being used correctly.

---

## 2.89.16 19215

---

### unexpected SASL response, got message type @1@

[Description]

An error occurred during execution of the application or command.

[System Processing]

Processing will be aborted.

[Action]

Check the message text and confirm that the application is written correctly and the command is being used correctly.

---

## 2.89.17 19216

---

### client selected an invalid SASL authentication mechanism

[Description]

An error occurred during execution of the application or command.

[System Processing]

Processing will be aborted.

[Action]

Check the message text and confirm that the application is written correctly and the command is being used correctly.

## 2.89.18 19217

---

### private key file "@1@" cannot be reloaded because it requires a passphrase

[Description]

An error occurred during execution of the application or command.

[System Processing]

Processing will be aborted.

[Action]

Check the message text and confirm that the application is written correctly and the command is being used correctly.

## 2.89.19 19218

---

### could not set the cipher list (no valid ciphers available)

[Description]

An error occurred during execution of the application or command.

[System Processing]

Processing will be aborted.

[Action]

Check the message text and confirm that the application is written correctly and the command is being used correctly.

## 2.89.20 19219

---

### could not initialize SSL connection: SSL context not set up

[Description]

An error occurred during execution of the application or command.

[System Processing]

Processing will be aborted.

[Action]

Check the message text and confirm that the application is written correctly and the command is being used correctly.

## 2.89.21 19220

---

### could not open DH parameters file "@1@": @2@

[Description]

An error occurred during execution of the application or command.

[System Processing]

Processing will be aborted.

[Action]

Check the message text and confirm that the application is written correctly and the command is being used correctly.

## 2.89.22 19221

---

**could not load DH parameters file: @1@**

[Description]

An error occurred during execution of the application or command.

[System Processing]

Processing will be aborted.

[Action]

Check the message text and confirm that the application is written correctly and the command is being used correctly.

## 2.89.23 19222

---

**invalid DH parameters: @1@**

[Description]

An error occurred during execution of the application or command.

[System Processing]

Processing will be aborted.

[Action]

Check the message text and confirm that the application is written correctly and the command is being used correctly.

## 2.89.24 19223

---

**invalid DH parameters: p is not prime**

[Description]

An error occurred during execution of the application or command.

[System Processing]

Processing will be aborted.

[Action]

Check the message text and confirm that the application is written correctly and the command is being used correctly.

## 2.89.25 19224

---

**invalid DH parameters: neither suitable generator or safe prime**

[Description]

An error occurred during execution of the application or command.

[System Processing]

Processing will be aborted.

[Action]

Check the message text and confirm that the application is written correctly and the command is being used correctly.

## 2.89.26 19225

---

### DH: could not load DH parameters

[Description]

An error occurred during execution of the application or command.

[System Processing]

Processing will be aborted.

[Action]

Check the message text and confirm that the application is written correctly and the command is being used correctly.

## 2.89.27 19226

---

### DH: could not set DH parameters: @1@

[Description]

An error occurred during execution of the application or command.

[System Processing]

Processing will be aborted.

[Action]

Check the message text and confirm that the application is written correctly and the command is being used correctly.

## 2.89.28 19227

---

### could not parse RADIUS server list "@1@"

[Description]

An error occurred during execution of the application or command.

[System Processing]

Processing will be aborted.

[Action]

Check the message text and confirm that the application is written correctly and the command is being used correctly.

## 2.89.29 19228

---

### could not parse RADIUS port list "@1@"

[Description]

An error occurred during execution of the application or command.

[System Processing]

Processing will be aborted.

[Action]

Check the message text and confirm that the application is written correctly and the command is being used correctly.

## 2.89.30 19229

---

### could not parse RADIUS secret list "@1@"

[Description]

An error occurred during execution of the application or command.

[System Processing]

Processing will be aborted.

[Action]

Check the message text and confirm that the application is written correctly and the command is being used correctly.

## 2.89.31 19230

---

### could not parse RADIUS identifiers list "@1@"

[Description]

An error occurred during execution of the application or command.

[System Processing]

Processing will be aborted.

[Action]

Check the message text and confirm that the application is written correctly and the command is being used correctly.

## 2.89.32 19231

---

### ON CONFLICT clause is not supported with partitioned tables

[Description]

An error occurred during execution of the application or command.

[System Processing]

Processing will be aborted.

[Action]

Check the message text and confirm that the application is written correctly and the command is being used correctly.

## 2.89.33 19232

---

### @1@ cannot be applied to a table function

[Description]

An error occurred during execution of the application or command.

[System Processing]

Processing will be aborted.

[Action]

Check the message text and confirm that the application is written correctly and the command is being used correctly.

## 2.89.34 19233

---

---

### @1@ cannot be applied to a named tuplestore

[Description]

An error occurred during execution of the application or command.

[System Processing]

Processing will be aborted.

[Action]

Check the message text and confirm that the application is written correctly and the command is being used correctly.

---

## 2.89.35 19234

---

### aggregate functions are not allowed in partition key expression

[Description]

An error occurred during execution of the application or command.

[System Processing]

Processing will be aborted.

[Action]

Check the message text and confirm that the application is written correctly and the command is being used correctly.

---

## 2.89.36 19235

---

### grouping operations are not allowed in partition key expression

[Description]

An error occurred during execution of the application or command.

[System Processing]

Processing will be aborted.

[Action]

Check the message text and confirm that the application is written correctly and the command is being used correctly.

---

## 2.89.37 19236

---

### aggregate function calls cannot contain set-returning function calls

[Description]

An error occurred during execution of the application or command.

[System Processing]

Processing will be aborted.

[Action]

Check the message text and confirm that the application is written correctly and the command is being used correctly.

---

## 2.89.38 19237

---

### window functions are not allowed in partition key expression



[Description]

An error occurred during execution of the application or command.

[System Processing]

Processing will be aborted.

[Action]

Check the message text and confirm that the application is written correctly and the command is being used correctly.

## 2.89.39 19238

---

### relation "@1@" cannot be the target of a modifying statement

[Description]

An error occurred during execution of the application or command.

[System Processing]

Processing will be aborted.

[Action]

Check the message text and confirm that the application is written correctly and the command is being used correctly.

## 2.89.40 19239

---

### set-returning functions must appear at top level of FROM

[Description]

An error occurred during execution of the application or command.

[System Processing]

Processing will be aborted.

[Action]

Check the message text and confirm that the application is written correctly and the command is being used correctly.

## 2.89.41 19240

---

### only one FOR ORDINALITY column is allowed

[Description]

An error occurred during execution of the application or command.

[System Processing]

Processing will be aborted.

[Action]

Check the message text and confirm that the application is written correctly and the command is being used correctly.

## 2.89.42 19241

---

### column name "@1@" is not unique

[Description]

An error occurred during execution of the application or command.

[System Processing]

Processing will be aborted.

[Action]

Check the message text and confirm that the application is written correctly and the command is being used correctly.

---

## 2.89.43 19242

---

**namespace name "@1@" is not unique**

[Description]

An error occurred during execution of the application or command.

[System Processing]

Processing will be aborted.

[Action]

Check the message text and confirm that the application is written correctly and the command is being used correctly.

---

## 2.89.44 19243

---

**only one default namespace is allowed**

[Description]

An error occurred during execution of the application or command.

[System Processing]

Processing will be aborted.

[Action]

Check the message text and confirm that the application is written correctly and the command is being used correctly.

---

## 2.89.45 19244

---

**could not determine polymorphic type because input has type @1@**

[Description]

An error occurred during execution of the application or command.

[System Processing]

Processing will be aborted.

[Action]

Check the message text and confirm that the application is written correctly and the command is being used correctly.

---

## 2.89.46 19245

---

**DEFAULT is not allowed in this context**

[Description]

An error occurred during execution of the application or command.

[System Processing]

Processing will be aborted.

[Action]

Check the message text and confirm that the application is written correctly and the command is being used correctly.

## 2.89.47 19246

---

### @1@ must not return a set

[Description]

An error occurred during execution of the application or command.

[System Processing]

Processing will be aborted.

[Action]

Check the message text and confirm that the application is written correctly and the command is being used correctly.

## 2.89.48 19247

---

### source for a multiple-column UPDATE item must be a sub-SELECT or ROW() expression

[Description]

An error occurred during execution of the application or command.

[System Processing]

Processing will be aborted.

[Action]

Check the message text and confirm that the application is written correctly and the command is being used correctly.

## 2.89.49 19248

---

### set-returning functions are not allowed in @1@

[Description]

An error occurred during execution of the application or command.

[System Processing]

Processing will be aborted.

[Action]

Check the message text and confirm that the application is written correctly and the command is being used correctly.

## 2.89.50 19249

---

### cannot use subquery in partition key expression

[Description]

An error occurred during execution of the application or command.

[System Processing]

Processing will be aborted.

[Action]

Check the message text and confirm that the application is written correctly and the command is being used correctly.

## 2.89.51 19250

---

### window function calls cannot contain set-returning function calls

[Description]

An error occurred during execution of the application or command.

[System Processing]

Processing will be aborted.

[Action]

Check the message text and confirm that the application is written correctly and the command is being used correctly.

## 2.89.52 19251

---

### function name "@1@" is not unique

[Description]

An error occurred during execution of the application or command.

[System Processing]

Processing will be aborted.

[Action]

Check the message text and confirm that the application is written correctly and the command is being used correctly.

## 2.89.53 19252

---

### could not find a function named "@1@"

[Description]

An error occurred during execution of the application or command.

[System Processing]

Processing will be aborted.

[Action]

Check the message text and confirm that the application is written correctly and the command is being used correctly.

## 2.89.54 19253

---

### set-returning functions are not allowed in JOIN conditions

[Description]

An error occurred during execution of the application or command.

[System Processing]

Processing will be aborted.

[Action]

Check the message text and confirm that the application is written correctly and the command is being used correctly.

## 2.89.55 19254

---

---

### set-returning functions are not allowed in policy expressions

[Description]

An error occurred during execution of the application or command.

[System Processing]

Processing will be aborted.

[Action]

Check the message text and confirm that the application is written correctly and the command is being used correctly.

---

## 2.89.56 19255

---

### set-returning functions are not allowed in window definitions

[Description]

An error occurred during execution of the application or command.

[System Processing]

Processing will be aborted.

[Action]

Check the message text and confirm that the application is written correctly and the command is being used correctly.

---

## 2.89.57 19256

---

### set-returning functions are not allowed in check constraints

[Description]

An error occurred during execution of the application or command.

[System Processing]

Processing will be aborted.

[Action]

Check the message text and confirm that the application is written correctly and the command is being used correctly.

---

## 2.89.58 19257

---

### set-returning functions are not allowed in DEFAULT expressions

[Description]

An error occurred during execution of the application or command.

[System Processing]

Processing will be aborted.

[Action]

Check the message text and confirm that the application is written correctly and the command is being used correctly.

---

## 2.89.59 19258

---

### set-returning functions are not allowed in index expressions

[Description]

An error occurred during execution of the application or command.

[System Processing]

Processing will be aborted.

[Action]

Check the message text and confirm that the application is written correctly and the command is being used correctly.

## 2.89.60 19259

---

### set-returning functions are not allowed in index predicates

[Description]

An error occurred during execution of the application or command.

[System Processing]

Processing will be aborted.

[Action]

Check the message text and confirm that the application is written correctly and the command is being used correctly.

## 2.89.61 19260

---

### set-returning functions are not allowed in transform expressions

[Description]

An error occurred during execution of the application or command.

[System Processing]

Processing will be aborted.

[Action]

Check the message text and confirm that the application is written correctly and the command is being used correctly.

## 2.89.62 19261

---

### set-returning functions are not allowed in EXECUTE parameters

[Description]

An error occurred during execution of the application or command.

[System Processing]

Processing will be aborted.

[Action]

Check the message text and confirm that the application is written correctly and the command is being used correctly.

## 2.89.63 19262

---

### set-returning functions are not allowed in trigger WHEN conditions

[Description]

An error occurred during execution of the application or command.

[System Processing]

Processing will be aborted.

[Action]

Check the message text and confirm that the application is written correctly and the command is being used correctly.

## 2.89.64 19263

---

### set-returning functions are not allowed in partition key expressions

[Description]

An error occurred during execution of the application or command.

[System Processing]

Processing will be aborted.

[Action]

Check the message text and confirm that the application is written correctly and the command is being used correctly.

## 2.89.65 19264

---

### cannot create partitioned table as inheritance child

[Description]

An error occurred during execution of the application or command.

[System Processing]

Processing will be aborted.

[Action]

Check the message text and confirm that the application is written correctly and the command is being used correctly.

## 2.89.66 19265

---

### multiple identity specifications for column "@1@" of table "@2@"

[Description]

An error occurred during execution of the application or command.

[System Processing]

Processing will be aborted.

[Action]

Check the message text and confirm that the application is written correctly and the command is being used correctly.

## 2.89.67 19266

---

### primary key constraints are not supported on partitioned tables

[Description]

An error occurred during execution of the application or command.

[System Processing]

Processing will be aborted.

[Action]

Check the message text and confirm that the application is written correctly and the command is being used correctly.

## 2.89.68 19267

---

### unique constraints are not supported on partitioned tables

[Description]

An error occurred during execution of the application or command.

[System Processing]

Processing will be aborted.

[Action]

Check the message text and confirm that the application is written correctly and the command is being used correctly.

## 2.89.69 19268

---

### foreign key constraints are not supported on partitioned tables

[Description]

An error occurred during execution of the application or command.

[System Processing]

Processing will be aborted.

[Action]

Check the message text and confirm that the application is written correctly and the command is being used correctly.

## 2.89.70 19269

---

### both default and identity specified for column "@1@" of table "@2@"

[Description]

An error occurred during execution of the application or command.

[System Processing]

Processing will be aborted.

[Action]

Check the message text and confirm that the application is written correctly and the command is being used correctly.

## 2.89.71 19270

---

### exclusion constraints are not supported on partitioned tables

[Description]

An error occurred during execution of the application or command.

[System Processing]

Processing will be aborted.

[Action]

Check the message text and confirm that the application is written correctly and the command is being used correctly.



## 2.89.72 19271

---

### invalid bound specification for a list partition

[Description]

An error occurred during execution of the application or command.

[System Processing]

Processing will be aborted.

[Action]

Check the message text and confirm that the application is written correctly and the command is being used correctly.

## 2.89.73 19272

---

### invalid bound specification for a range partition

[Description]

An error occurred during execution of the application or command.

[System Processing]

Processing will be aborted.

[Action]

Check the message text and confirm that the application is written correctly and the command is being used correctly.

## 2.89.74 19273

---

### FROM must specify exactly one value per partitioning column

[Description]

An error occurred during execution of the application or command.

[System Processing]

Processing will be aborted.

[Action]

Check the message text and confirm that the application is written correctly and the command is being used correctly.

## 2.89.75 19274

---

### TO must specify exactly one value per partitioning column

[Description]

An error occurred during execution of the application or command.

[System Processing]

Processing will be aborted.

[Action]

Check the message text and confirm that the application is written correctly and the command is being used correctly.

## 2.89.76 19275

---

---

### cannot specify NULL in range bound

[Description]

An error occurred during execution of the application or command.

[System Processing]

Processing will be aborted.

[Action]

Check the message text and confirm that the application is written correctly and the command is being used correctly.

---

## 2.89.77 19276

---

### every bound following MAXVALUE must also be MAXVALUE

[Description]

An error occurred during execution of the application or command.

[System Processing]

Processing will be aborted.

[Action]

Check the message text and confirm that the application is written correctly and the command is being used correctly.

---

## 2.89.78 19277

---

### every bound following MINVALUE must also be MINVALUE

[Description]

An error occurred during execution of the application or command.

[System Processing]

Processing will be aborted.

[Action]

Check the message text and confirm that the application is written correctly and the command is being used correctly.

---

## 2.89.79 19278

---

### specified value cannot be cast to type @1@ for column "@2@"

[Description]

An error occurred during execution of the application or command.

[System Processing]

Processing will be aborted.

[Action]

Check the message text and confirm that the application is written correctly and the command is being used correctly.

---

## 2.89.80 19279

---

### invalid connection string syntax: @1@

[Description]

An error occurred during execution of the application or command.

[System Processing]

Processing will be aborted.

[Action]

Check the message text and confirm that the application is written correctly and the command is being used correctly.

---

## 2.89.81 19280

---

### error while shutting down streaming COPY: @1@

[Description]

An error occurred during execution of the application or command.

[System Processing]

Processing will be aborted.

[Action]

Check the message text and confirm that the application is written correctly and the command is being used correctly.

---

## 2.89.82 19281

---

### could not create replication slot "@1@": @2@

[Description]

An error occurred during execution of the application or command.

[System Processing]

Processing will be aborted.

[Action]

Check the message text and confirm that the application is written correctly and the command is being used correctly.

---

## 2.89.83 19282

---

### invalid query response

[Description]

An error occurred during execution of the application or command.

[System Processing]

Processing will be aborted.

[Action]

Check the message text and confirm that the application is written correctly and the command is being used correctly.

---

## 2.89.84 19283

---

### the query interface requires a database connection

[Description]

An error occurred during execution of the application or command.

[System Processing]

Processing will be aborted.

[Action]

Check the message text and confirm that the application is written correctly and the command is being used correctly.

---

## 2.89.85 19284

---

### cannot start logical replication workers when max\_replication\_slots = 0

[Description]

An error occurred during execution of the application or command.

[System Processing]

Processing will be aborted.

[Action]

Check the message text and confirm that the application is written correctly and the command is being used correctly.

---

## 2.89.86 19285

---

### out of logical replication worker slots

[Description]

The application or command terminated normally, but a warning was output.

[System Processing]

Processing will continue.

[Action]

Check the message text and confirm that the issue does not affect the expected outcome.

---

## 2.89.87 19286

---

### out of background worker slots

[Description]

The application or command terminated normally, but a warning was output.

[System Processing]

Processing will continue.

[Action]

Check the message text and confirm that the issue does not affect the expected outcome.

---

## 2.89.88 19287

---

### logical replication worker slot @1@ is empty, cannot attach

[Description]

An error occurred during execution of the application or command.

[System Processing]

Processing will be aborted.

[Action]

Check the message text and confirm that the application is written correctly and the command is being used correctly.

## 2.89.89 19288

---

### replication origin "@1@" does not exist

[Description]

An error occurred during execution of the application or command.

[System Processing]

Processing will be aborted.

[Action]

Check the message text and confirm that the application is written correctly and the command is being used correctly.

## 2.89.90 19289

---

### replication origin with OID @1@ does not exist

[Description]

An error occurred during execution of the application or command.

[System Processing]

Processing will be aborted.

[Action]

Check the message text and confirm that the application is written correctly and the command is being used correctly.

## 2.89.91 19290

---

### logical replication target relation "@1@.@2@" does not exist

[Description]

An error occurred during execution of the application or command.

[System Processing]

Processing will be aborted.

[Action]

Check the message text and confirm that the application is written correctly and the command is being used correctly.

## 2.89.92 19291

---

### built-in type @1@ not found

[Description]

An error occurred during execution of the application or command.

[System Processing]

Processing will be aborted.

[Action]

Check the message text and confirm that the application is written correctly and the command is being used correctly.

## 2.89.93 19292

---

### data type "@1@.@2@" required for logical replication does not exist

[Description]

An error occurred during execution of the application or command.

[System Processing]

Processing will be aborted.

[Action]

Check the message text and confirm that the application is written correctly and the command is being used correctly.

## 2.89.94 19293

---

### initial slot snapshot too large

[Description]

An error occurred during execution of the application or command.

[System Processing]

Processing will be aborted.

[Action]

Check the message text and confirm that the application is written correctly and the command is being used correctly.

## 2.89.95 19294

---

### could not fetch table info for table "@1@.@2@" from publisher: @3@

[Description]

An error occurred during execution of the application or command.

[System Processing]

Processing will be aborted.

[Action]

Check the message text and confirm that the application is written correctly and the command is being used correctly.

## 2.89.96 19295

---

### table "@1@.@2@" not found on publisher

[Description]

An error occurred during execution of the application or command.

[System Processing]

Processing will be aborted.

[Action]

Check the message text and confirm that the application is written correctly and the command is being used correctly.

## 2.89.97 19296

---

---

**could not fetch table info for table "@1@.@2@": @3@****[Description]**

An error occurred during execution of the application or command.

**[System Processing]**

Processing will be aborted.

**[Action]**

Check the message text and confirm that the application is written correctly and the command is being used correctly.

---

**2.89.98 19297**

---

**could not start initial contents copy for table "@1@.@2@": @3@****[Description]**

An error occurred during execution of the application or command.

**[System Processing]**

Processing will be aborted.

**[Action]**

Check the message text and confirm that the application is written correctly and the command is being used correctly.

---

**2.89.99 19298**

---

**table copy could not start transaction on publisher****[Description]**

An error occurred during execution of the application or command.

**[System Processing]**

Processing will be aborted.

**[Action]**

Check the message text and confirm that the application is written correctly and the command is being used correctly.

---

**2.89.100 19299**

---

**table copy could not finish transaction on publisher****[Description]**

An error occurred during execution of the application or command.

**[System Processing]**

Processing will be aborted.

**[Action]**

Check the message text and confirm that the application is written correctly and the command is being used correctly.

## 2.90 Message Numbers Beginning with 19300

---

### 2.90.1 19300

---

#### ORIGIN message sent out of order

[Description]

An error occurred during execution of the application or command.

[System Processing]

Processing will be aborted.

[Action]

Check the message text and confirm that the application is written correctly and the command is being used correctly.

### 2.90.2 19301

---

#### invalid logical replication message type "@1@"

[Description]

An error occurred during execution of the application or command.

[System Processing]

Processing will be aborted.

[Action]

Check the message text and confirm that the application is written correctly and the command is being used correctly.

### 2.90.3 19302

---

#### terminating logical replication worker due to timeout

[Description]

An error occurred during execution of the application or command.

[System Processing]

Processing will be aborted.

[Action]

Check the message text and confirm that the application is written correctly and the command is being used correctly.

### 2.90.4 19303

---

#### subscription has no replication slot set

[Description]

An error occurred during execution of the application or command.

[System Processing]

Processing will be aborted.

[Action]

Check the message text and confirm that the application is written correctly and the command is being used correctly.



## 2.90.5 19304

---

### invalid proto\_version

#### [Description]

An error occurred during execution of the application or command.

#### [System Processing]

Processing will be aborted.

#### [Action]

Check the message text and confirm that the application is written correctly and the command is being used correctly.

## 2.90.6 19305

---

### proto\_version "@1@" out of range

#### [Description]

An error occurred during execution of the application or command.

#### [System Processing]

Processing will be aborted.

#### [Action]

Check the message text and confirm that the application is written correctly and the command is being used correctly.

## 2.90.7 19306

---

### invalid publication\_names syntax

#### [Description]

An error occurred during execution of the application or command.

#### [System Processing]

Processing will be aborted.

#### [Action]

Check the message text and confirm that the application is written correctly and the command is being used correctly.

## 2.90.8 19307

---

### client sent proto\_version=@1@ but we only support protocol @2@ or lower

#### [Description]

An error occurred during execution of the application or command.

#### [System Processing]

Processing will be aborted.

#### [Action]

Check the message text and confirm that the application is written correctly and the command is being used correctly.

## 2.90.9 19308

---

---

### client sent proto\_version=@1@ but we only support protocol @2@ or higher

[Description]

An error occurred during execution of the application or command.

[System Processing]

Processing will be aborted.

[Action]

Check the message text and confirm that the application is written correctly and the command is being used correctly.

---

## 2.90.10 19309

---

### publication\_names parameter missing

[Description]

An error occurred during execution of the application or command.

[System Processing]

Processing will be aborted.

[Action]

Check the message text and confirm that the application is written correctly and the command is being used correctly.

---

## 2.90.11 19310

---

### number of synchronous standbys (@1@) must be greater than zero

[Description]

An error occurred during execution of the application or command.

[System Processing]

Processing will be aborted.

[Action]

Check the message text and confirm that the application is written correctly and the command is being used correctly.

---

## 2.90.12 19311

---

### IDENTIFY\_SYSTEM has not been run before START\_REPLICATION

[Description]

An error occurred during execution of the application or command.

[System Processing]

Processing will be aborted.

[Action]

Check the message text and confirm that the application is written correctly and the command is being used correctly.

---

## 2.90.13 19312

---

### cannot execute new commands while WAL sender is in stopping mode

[Description]

An error occurred during execution of the application or command.

[System Processing]

Processing will be aborted.

[Action]

Check the message text and confirm that the application is written correctly and the command is being used correctly.

## 2.90.14 19313

---

### cannot execute SQL commands in WAL sender for physical replication

[Description]

An error occurred during execution of the application or command.

[System Processing]

Processing will be aborted.

[Action]

Check the message text and confirm that the application is written correctly and the command is being used correctly.

## 2.90.15 19314

---

### cannot convert partitioned table "@1@" to a view

[Description]

An error occurred during execution of the application or command.

[System Processing]

Processing will be aborted.

[Action]

Check the message text and confirm that the application is written correctly and the command is being used correctly.

## 2.90.16 19315

---

### cannot convert partition "@1@" to a view

[Description]

An error occurred during execution of the application or command.

[System Processing]

Processing will be aborted.

[Action]

Check the message text and confirm that the application is written correctly and the command is being used correctly.

## 2.90.17 19316

---

### cannot insert into column "@1@"

[Description]

An error occurred during execution of the application or command.

[System Processing]

Processing will be aborted.

[Action]

Check the message text and confirm that the application is written correctly and the command is being used correctly.

---

## 2.90.18 19317

---

**column "@1@" can only be updated to DEFAULT**

[Description]

An error occurred during execution of the application or command.

[System Processing]

Processing will be aborted.

[Action]

Check the message text and confirm that the application is written correctly and the command is being used correctly.

---

## 2.90.19 19319

---

**statistics object "@1@.@2@" could not be computed for relation "@3@.@4@"**

[Description]

The application or command terminated normally, but a warning was output.

[System Processing]

Processing will continue.

[Action]

Check the message text and confirm that the issue does not affect the expected outcome.

---

## 2.90.20 19324

---

**out of shared memory (@1@ bytes requested)**

[Description]

An error occurred during execution of the application or command.

[System Processing]

Processing will be aborted.

[Action]

Check the message text and confirm that the application is written correctly and the command is being used correctly.

---

## 2.90.21 19325

---

**terminating logical replication worker due to administrator command**

[Description]

An error occurred during execution of the application or command.

[System Processing]

Processing will be aborted.

[Action]

Check the message text and confirm that the application is written correctly and the command is being used correctly.

## 2.90.22 19326

---

### case conversion failed: @1@

[Description]

An error occurred during execution of the application or command.

[System Processing]

Processing will be aborted.

[Action]

Check the message text and confirm that the application is written correctly and the command is being used correctly.

## 2.90.23 19327

---

### formatting field "@1@" is only supported in to\_char

[Description]

An error occurred during execution of the application or command.

[System Processing]

Processing will be aborted.

[Action]

Check the message text and confirm that the application is written correctly and the command is being used correctly.

## 2.90.24 19328

---

### expected json array

[Description]

An error occurred during execution of the application or command.

[System Processing]

Processing will be aborted.

[Action]

Check the message text and confirm that the application is written correctly and the command is being used correctly.

## 2.90.25 19329

---

### malformed json array

[Description]

An error occurred during execution of the application or command.

[System Processing]

Processing will be aborted.

[Action]

Check the message text and confirm that the application is written correctly and the command is being used correctly.

## 2.90.26 19330

---

### macaddr8 data out of range to convert to macaddr

[Description]

An error occurred during execution of the application or command.

[System Processing]

Processing will be aborted.

[Action]

Check the message text and confirm that the application is written correctly and the command is being used correctly.

## 2.90.27 19331

---

### log format "@1@" is not supported

[Description]

An error occurred during execution of the application or command.

[System Processing]

Processing will be aborted.

[Action]

Check the message text and confirm that the application is written correctly and the command is being used correctly.

## 2.90.28 19332

---

### cannot convert infinity to numeric

[Description]

An error occurred during execution of the application or command.

[System Processing]

Processing will be aborted.

[Action]

Check the message text and confirm that the application is written correctly and the command is being used correctly.

## 2.90.29 19333

---

### collation provider LIBC is not supported on this platform

[Description]

An error occurred during execution of the application or command.

[System Processing]

Processing will be aborted.

[Action]

Check the message text and confirm that the application is written correctly and the command is being used correctly.

## 2.90.30 19334

---

---

### collations with different collate and ctype values are not supported by ICU

[Description]

An error occurred during execution of the application or command.

[System Processing]

Processing will be aborted.

[Action]

Check the message text and confirm that the application is written correctly and the command is being used correctly.

---

### 2.90.31 19335

---

#### could not open collator for locale "@1@": @2@

[Description]

An error occurred during execution of the application or command.

[System Processing]

Processing will be aborted.

[Action]

Check the message text and confirm that the application is written correctly and the command is being used correctly.

---

### 2.90.32 19336

---

#### collation "@1@" has no actual version, but a version was specified

[Description]

An error occurred during execution of the application or command.

[System Processing]

Processing will be aborted.

[Action]

Check the message text and confirm that the application is written correctly and the command is being used correctly.

---

### 2.90.33 19337

---

#### collation "@1@" has version mismatch

[Description]

An error occurred during execution of the application or command.

[System Processing]

Processing will continue.

[Action]

Check the message text and confirm that the application is written correctly and the command is being used correctly.

---

### 2.90.34 19338

---

#### could not open ICU converter for encoding "@1@": @2@

[Description]

An error occurred during execution of the application or command.

[System Processing]

Processing will be aborted.

[Action]

Check the message text and confirm that the application is written correctly and the command is being used correctly.

## 2.90.35 19339

---

### @1@ failed: @2@

[Description]

An error occurred during execution of the application or command.

[System Processing]

Processing will be aborted.

[Action]

Check the message text and confirm that the application is written correctly and the command is being used correctly.

## 2.90.36 19340

---

### @1@ failed: @2@

[Description]

An error occurred during execution of the application or command.

[System Processing]

Processing will be aborted.

[Action]

Check the message text and confirm that the application is written correctly and the command is being used correctly.

## 2.90.37 19341

---

### @1@ does not support the "global" option

[Description]

An error occurred during execution of the application or command.

[System Processing]

Processing will be aborted.

[Action]

Check the message text and confirm that the application is written correctly and the command is being used correctly.

## 2.90.38 19342

---

### @1@ does not support the "global" option

[Description]

An error occurred during execution of the application or command.



[System Processing]

Processing will be aborted.

[Action]

Check the message text and confirm that the application is written correctly and the command is being used correctly.

---

## 2.90.39 19343

---

**transaction ID @1@ is in the future**

[Description]

An error occurred during execution of the application or command.

[System Processing]

Processing will be aborted.

[Action]

Check the message text and confirm that the application is written correctly and the command is being used correctly.

---

## 2.90.40 19344

---

**collation failed: @1@**

[Description]

An error occurred during execution of the application or command.

[System Processing]

Processing will be aborted.

[Action]

Check the message text and confirm that the application is written correctly and the command is being used correctly.

---

## 2.90.41 19345

---

**sort key generation failed: @1@**

[Description]

An error occurred during execution of the application or command.

[System Processing]

Processing will be aborted.

[Action]

Check the message text and confirm that the application is written correctly and the command is being used correctly.

---

## 2.90.42 19346

---

**DEFAULT namespace is not supported**

[Description]

An error occurred during execution of the application or command.

[System Processing]

Processing will be aborted.

[Action]

Check the message text and confirm that the application is written correctly and the command is being used correctly.

## 2.90.43 19347

---

### row path filter must not be empty string

[Description]

An error occurred during execution of the application or command.

[System Processing]

Processing will be aborted.

[Action]

Check the message text and confirm that the application is written correctly and the command is being used correctly.

## 2.90.44 19348

---

### column path filter must not be empty string

[Description]

An error occurred during execution of the application or command.

[System Processing]

Processing will be aborted.

[Action]

Check the message text and confirm that the application is written correctly and the command is being used correctly.

## 2.90.45 19349

---

### more than one value returned by column XPath expression

[Description]

An error occurred during execution of the application or command.

[System Processing]

Processing will be aborted.

[Action]

Check the message text and confirm that the application is written correctly and the command is being used correctly.

## 2.90.46 19350

---

### could not find function information for function "@1@"

[Description]

An error occurred during execution of the application or command.

[System Processing]

Processing will be aborted.

[Action]

Check the message text and confirm that the application is written correctly and the command is being used correctly.

## 2.90.47 19351

---

### encoding "@1@" not supported by ICU

[Description]

An error occurred during execution of the application or command.

[System Processing]

Processing will be aborted.

[Action]

Check the message text and confirm that the application is written correctly and the command is being used correctly.

## 2.90.48 19352

---

### could not attach to dynamic shared area

[Description]

An error occurred during execution of the application or command.

[System Processing]

Processing will be aborted.

[Action]

Check the message text and confirm that the application is written correctly and the command is being used correctly.

## 2.90.49 19353

---

### \\@1@ command ignored; use \\endif or Ctrl-C to exit current \\if block

[Description]

An error occurred during execution of the application or command.

[System Processing]

Processing will be aborted.

[Action]

Check the message text and confirm that the application is written correctly and the command is being used correctly.

## 2.90.50 19354

---

### \\elif: cannot occur after \\else

[Description]

An error occurred during execution of the application or command.

[System Processing]

Processing will be aborted.

[Action]

Check the message text and confirm that the application is written correctly and the command is being used correctly.

## 2.90.51 19355

---

---

### **\\elif: no matching \\if**

[Description]

An error occurred during execution of the application or command.

[System Processing]

Processing will be aborted.

[Action]

Check the message text and confirm that the application is written correctly and the command is being used correctly.

---

## **2.90.52 19356**

---

### **\\else: cannot occur after \\else**

[Description]

An error occurred during execution of the application or command.

[System Processing]

Processing will be aborted.

[Action]

Check the message text and confirm that the application is written correctly and the command is being used correctly.

---

## **2.90.53 19357**

---

### **\\else: no matching \\if**

[Description]

An error occurred during execution of the application or command.

[System Processing]

Processing will be aborted.

[Action]

Check the message text and confirm that the application is written correctly and the command is being used correctly.

---

## **2.90.54 19358**

---

### **\\endif: no matching \\if**

[Description]

An error occurred during execution of the application or command.

[System Processing]

Processing will be aborted.

[Action]

Check the message text and confirm that the application is written correctly and the command is being used correctly.

---

## **2.90.55 19359**

---

### **shell command argument contains a newline or carriage return: "@1@"**

[Description]

An error occurred during execution of the application or command.

[System Processing]

Processing will be aborted.

[Action]

Check the message text and confirm that the application is written correctly and the command is being used correctly.

## 2.90.56 19360

---

**Did not find any settings for role "@1@" and database "@2@".**

[Description]

An error occurred during execution of the application or command.

[System Processing]

Processing will be aborted.

[Action]

Check the message text and confirm that the application is written correctly and the command is being used correctly.

## 2.90.57 19361

---

**Did not find any text search parsers.**

[Description]

An error occurred during execution of the application or command.

[System Processing]

Processing will be aborted.

[Action]

Check the message text and confirm that the application is written correctly and the command is being used correctly.

## 2.90.58 19362

---

**Did not find any text search configurations.**

[Description]

An error occurred during execution of the application or command.

[System Processing]

Processing will be aborted.

[Action]

Check the message text and confirm that the application is written correctly and the command is being used correctly.

## 2.90.59 19363

---

**The server (version @1@) does not support publications.**

[Description]

An error occurred during execution of the application or command.

[System Processing]

Processing will be aborted.

[Action]

Check the message text and confirm that the application is written correctly and the command is being used correctly.

---

## 2.90.60 19364

---

**Did not find any publication named "@1@".**

[Description]

An error occurred during execution of the application or command.

[System Processing]

Processing will be aborted.

[Action]

Check the message text and confirm that the application is written correctly and the command is being used correctly.

---

## 2.90.61 19365

---

**Did not find any publications.**

[Description]

An error occurred during execution of the application or command.

[System Processing]

Processing will be aborted.

[Action]

Check the message text and confirm that the application is written correctly and the command is being used correctly.

---

## 2.90.62 19366

---

**The server (version @1@) does not support subscriptions.**

[Description]

An error occurred during execution of the application or command.

[System Processing]

Processing will be aborted.

[Action]

Check the message text and confirm that the application is written correctly and the command is being used correctly.

---

## 2.90.63 19367

---

**\\if: escaped**

[Description]

An error occurred during execution of the application or command.

[System Processing]

Processing will be aborted.

[Action]

Check the message text and confirm that the application is written correctly and the command is being used correctly.

## 2.90.64 19368

---

**query ignored; use \endif or Ctrl-C to exit current \if block**

[Description]

An error occurred during execution of the application or command.

[System Processing]

Processing will be aborted.

[Action]

Check the message text and confirm that the application is written correctly and the command is being used correctly.

## 2.90.65 19369

---

**reached EOF without finding closing \endif(s)**

[Description]

An error occurred during execution of the application or command.

[System Processing]

Processing will be aborted.

[Action]

Check the message text and confirm that the application is written correctly and the command is being used correctly.

## 2.90.66 19370

---

**unrecognized collation provider: @1@**

[Description]

An error occurred during execution of the application or command.

[System Processing]

Processing will be aborted.

[Action]

Check the message text and confirm that the application is written correctly and the command is being used correctly.

## 2.90.67 19371

---

**unrecognized value "@1@" for "@2@": Boolean expected**

[Description]

An error occurred during execution of the application or command.

[System Processing]

Processing will be aborted.

[Action]

Check the message text and confirm that the application is written correctly and the command is being used correctly.

## 2.90.68 19372

---

### invalid value "@1@" for "@2@": integer

#### [Description]

An error occurred during execution of the application or command.

#### [System Processing]

Processing will be aborted.

#### [Action]

Check the message text and confirm that the application is written correctly and the command is being used correctly.

## 2.90.69 19373

---

### invalid variable name: "@1@"

#### [Description]

An error occurred during execution of the application or command.

#### [System Processing]

Processing will be aborted.

#### [Action]

Check the message text and confirm that the application is written correctly and the command is being used correctly.

## 2.90.70 19374

---

### could not write to output file: @1@

#### [Description]

An error occurred during execution of the application or command.

#### [System Processing]

Processing will be aborted.

#### [Action]

Check the message text and confirm that the application is written correctly and the command is being used correctly.

## 2.90.71 19375

---

### no matching schemas were found for pattern "@1@"

#### [Description]

An error occurred during execution of the application or command.

#### [System Processing]

Processing will be aborted.

#### [Action]

Check the message text and confirm that the application is written correctly and the command is being used correctly.

## 2.90.72 19376

---



---

**WARNING: owner of publication "@1@" appears to be invalid**

[Description]

The application or command terminated normally, but a warning was output.

[System Processing]

Processing will continue.

[Action]

Check the message text and confirm that the issue does not affect the expected outcome.

---

## 2.90.73 19377

---

**subscriptions not dumped because current user is not a superuser**

[Description]

The application or command terminated normally, but a warning was output.

[System Processing]

Processing will continue.

[Action]

Check the message text and confirm that the issue does not affect the expected outcome.

---

## 2.90.74 19378

---

**WARNING: owner of subscription "@1@" appears to be invalid**

[Description]

The application or command terminated normally, but a warning was output.

[System Processing]

Processing will continue.

[Action]

Check the message text and confirm that the issue does not affect the expected outcome.

---

## 2.90.75 19379

---

**could not parse subpublications array**

[Description]

The application or command terminated normally, but a warning was output.

[System Processing]

Processing will continue.

[Action]

Check the message text and confirm that the issue does not affect the expected outcome.

---

## 2.90.76 19380

---

**failed sanity check, parent table with OID @1@ of pg\_rewrite entry with OID @2@ not found**

[Description]

An error occurred during execution of the application or command.

[System Processing]

Processing will be aborted.

[Action]

Check the message text and confirm that the application is written correctly and the command is being used correctly.

## 2.90.77 19381

---

### invalid number of parents @1@ for table "@2@"

[Description]

An error occurred during execution of the application or command.

[System Processing]

Processing will be aborted.

[Action]

Check the message text and confirm that the application is written correctly and the command is being used correctly.

## 2.90.78 19382

---

### could not rename file "@1@" to "@2@" : @3@

[Description]

An error occurred during execution of the application or command.

[System Processing]

Processing will be aborted.

[Action]

Check the message text and confirm that the application is written correctly and the command is being used correctly.

## 2.90.79 19383

---

### failed to remove WAL directory

[Description]

An error occurred during execution of the application or command.

[System Processing]

Processing will be aborted.

[Action]

Check the message text and confirm that the application is written correctly and the command is being used correctly.

## 2.90.80 19384

---

### failed to remove contents of WAL directory

[Description]

An error occurred during execution of the application or command.

[System Processing]

Processing will be aborted.

[Action]

Check the message text and confirm that the application is written correctly and the command is being used correctly.

---

## 2.90.81 19385

---

**could not open file "@1@": @2@**

[Description]

An error occurred during execution of the application or command.

[System Processing]

Processing will be aborted.

[Action]

Check the message text and confirm that the application is written correctly and the command is being used correctly.

---

## 2.90.82 19386

---

**failed to remove data directory**

[Description]

An error occurred during execution of the application or command.

[System Processing]

Processing will be aborted.

[Action]

Check the message text and confirm that the application is written correctly and the command is being used correctly.

---

## 2.90.83 19387

---

**failed to remove contents of data directory**

[Description]

An error occurred during execution of the application or command.

[System Processing]

Processing will be aborted.

[Action]

Check the message text and confirm that the application is written correctly and the command is being used correctly.

---

## 2.90.84 19388

---

**failed to remove WAL directory**

[Description]

An error occurred during execution of the application or command.

[System Processing]

Processing will be aborted.

[Action]

Check the message text and confirm that the application is written correctly and the command is being used correctly.

## 2.90.85 19389

---

### failed to remove contents of WAL directory

[Description]

An error occurred during execution of the application or command.

[System Processing]

Processing will be aborted.

[Action]

Check the message text and confirm that the application is written correctly and the command is being used correctly.

## 2.90.86 19390

---

### data directory "@1@" not removed at user's request

[Description]

An error occurred during execution of the application or command.

[System Processing]

Processing will be aborted.

[Action]

Check the message text and confirm that the application is written correctly and the command is being used correctly.

## 2.90.87 19391

---

### WAL directory "@1@" not removed at user's request

[Description]

An error occurred during execution of the application or command.

[System Processing]

Processing will be aborted.

[Action]

Check the message text and confirm that the application is written correctly and the command is being used correctly.

## 2.90.88 19392

---

### changes to tablespace directories will not be undone

[Description]

An error occurred during execution of the application or command.

[System Processing]

Processing will be aborted.

[Action]

Check the message text and confirm that the application is written correctly and the command is being used correctly.

## 2.90.89 19393

---

### could not finish writing WAL files: @1@

[Description]

An error occurred during execution of the application or command.

[System Processing]

Processing will be aborted.

[Action]

Check the message text and confirm that the application is written correctly and the command is being used correctly.

## 2.90.90 19394

---

### cannot stream write-ahead logs in tar mode to stdout

[Description]

An error occurred during execution of the application or command.

[System Processing]

Processing will be aborted.

[Action]

Check the message text and confirm that the application is written correctly and the command is being used correctly.

## 2.90.91 19395

---

### --no-slot cannot be used with slot name

[Description]

An error occurred during execution of the application or command.

[System Processing]

Processing will be aborted.

[Action]

Check the message text and confirm that the application is written correctly and the command is being used correctly.

## 2.90.92 19396

---

### could not open compressed file "@1@": @2@

[Description]

An error occurred during execution of the application or command.

[System Processing]

Processing will be aborted.

[Action]

Check the message text and confirm that the application is written correctly and the command is being used correctly.

## 2.90.93 19397

---

---

### could not seek in compressed file "@1@": @2@

[Description]

An error occurred during execution of the application or command.

[System Processing]

Processing will be aborted.

[Action]

Check the message text and confirm that the application is written correctly and the command is being used correctly.

---

## 2.90.94 19398

---

### could not read compressed file "@1@": @2@

[Description]

An error occurred during execution of the application or command.

[System Processing]

Processing will be aborted.

[Action]

Check the message text and confirm that the application is written correctly and the command is being used correctly.

---

## 2.90.95 19399

---

### compressed segment file "@1@" has incorrect uncompressed size @2@, skipping

[Description]

An error occurred during execution of the application or command.

[System Processing]

Processing will be aborted.

[Action]

Check the message text and confirm that the application is written correctly and the command is being used correctly.

---

## 2.91 Message Numbers Beginning with 19400

---

### 2.91.1 19400

---

#### could not parse end position "@1@"

[Description]

An error occurred during execution of the application or command.

[System Processing]

Processing will be aborted.

[Action]

Check the message text and confirm that the application is written correctly and the command is being used correctly.

## 2.91.2 19401

---

**--endpos may only be specified with --start**

[Description]

An error occurred during execution of the application or command.

[System Processing]

Processing will be aborted.

[Action]

Check the message text and confirm that the application is written correctly and the command is being used correctly.

## 2.91.3 19402

---

**could not get size of write-ahead log file "@1@": @2@**

[Description]

An error occurred during execution of the application or command.

[System Processing]

Processing will be aborted.

[Action]

Check the message text and confirm that the application is written correctly and the command is being used correctly.

## 2.91.4 19403

---

**could not fsync existing write-ahead log file "@1@": @2@**

[Description]

An error occurred during execution of the application or command.

[System Processing]

Processing will be aborted.

[Action]

Check the message text and confirm that the application is written correctly and the command is being used correctly.

## 2.91.5 19404

---

**could not open write-ahead log file "@1@": @2@**

[Description]

An error occurred during execution of the application or command.

[System Processing]

Processing will be aborted.

[Action]

Check the message text and confirm that the application is written correctly and the command is being used correctly.

## 2.91.6 19405

---

---

### @1@: could not create temporary replication slot "@2@": @3@

[Description]

An error occurred during execution of the application or command.

[System Processing]

Processing will be aborted.

[Action]

Check the message text and confirm that the application is written correctly and the command is being used correctly.

---

## 2.91.7 19406

---

### could not compress data

[Description]

An error occurred during execution of the application or command.

[System Processing]

Processing will be aborted.

[Action]

Check the message text and confirm that the application is written correctly and the command is being used correctly.

---

## 2.91.8 19407

---

### could not reset compression stream

[Description]

An error occurred during execution of the application or command.

[System Processing]

Processing will be aborted.

[Action]

Check the message text and confirm that the application is written correctly and the command is being used correctly.

---

## 2.91.9 19408

---

### could not initialize compression library

[Description]

An error occurred during execution of the application or command.

[System Processing]

Processing will be aborted.

[Action]

Check the message text and confirm that the application is written correctly and the command is being used correctly.

---

## 2.91.10 19409

---

### implementation error: tar files can't have more than one open file



[Description]

An error occurred during execution of the application or command.

[System Processing]

Processing will be aborted.

[Action]

Check the message text and confirm that the application is written correctly and the command is being used correctly.

## 2.91.11 19410

---

### could not create tar header

[Description]

An error occurred during execution of the application or command.

[System Processing]

Processing will be aborted.

[Action]

Check the message text and confirm that the application is written correctly and the command is being used correctly.

## 2.91.12 19411

---

### could not change compression parameters

[Description]

An error occurred during execution of the application or command.

[System Processing]

Processing will be aborted.

[Action]

Check the message text and confirm that the application is written correctly and the command is being used correctly.

## 2.91.13 19412

---

### unlink not supported with compression

[Description]

An error occurred during execution of the application or command.

[System Processing]

Processing will be aborted.

[Action]

Check the message text and confirm that the application is written correctly and the command is being used correctly.

## 2.91.14 19413

---

### could not close compression stream

[Description]

An error occurred during execution of the application or command.

[System Processing]

Processing will be aborted.

[Action]

Check the message text and confirm that the application is written correctly and the command is being used correctly.

## 2.91.15 19414

---

**archive location "@1@" does not exist**

[Description]

An error occurred during execution of the application or command.

[System Processing]

Processing will be aborted.

[Action]

Check the message text and confirm that the application is written correctly and the command is being used correctly.

## 2.91.16 19416

---

**could not remove file "@1@" : @2@**

[Description]

An error occurred during execution of the application or command.

[System Processing]

Processing will be aborted.

[Action]

Check the message text and confirm that the application is written correctly and the command is being used correctly.

## 2.91.17 19417

---

**could not read archive location "@1@" : @2@**

[Description]

An error occurred during execution of the application or command.

[System Processing]

Processing will be aborted.

[Action]

Check the message text and confirm that the application is written correctly and the command is being used correctly.

## 2.91.18 19418

---

**could not close archive location "@1@" : @2@**

[Description]

An error occurred during execution of the application or command.

[System Processing]

Processing will be aborted.

[Action]

Check the message text and confirm that the application is written correctly and the command is being used correctly.

## 2.91.19 19419

---

### could not open archive location "@1@": @2@

[Description]

An error occurred during execution of the application or command.

[System Processing]

Processing will be aborted.

[Action]

Check the message text and confirm that the application is written correctly and the command is being used correctly.

## 2.91.20 19420

---

### invalid file name argument

[Description]

An error occurred during execution of the application or command.

[System Processing]

Processing will be aborted.

[Action]

Check the message text and confirm that the application is written correctly and the command is being used correctly.

## 2.91.21 19421

---

### failed to get system locale name for "@1@"

[Description]

An error occurred during execution of the application or command.

[System Processing]

Processing will be aborted.

[Action]

Check the message text and confirm that the application is written correctly and the command is being used correctly.

## 2.91.22 19422

---

### must specify archive location

[Description]

An error occurred during execution of the application or command.

[System Processing]

Processing will be aborted.

[Action]

Check the message text and confirm that the application is written correctly and the command is being used correctly.

## 2.91.23 19423

---

### must specify oldest kept WAL file

[Description]

An error occurred during execution of the application or command.

[System Processing]

Processing will be aborted.

[Action]

Check the message text and confirm that the application is written correctly and the command is being used correctly.

## 2.91.24 19424

---

### too many command-line arguments

[Description]

An error occurred during execution of the application or command.

[System Processing]

Processing will be aborted.

[Action]

Check the message text and confirm that the application is written correctly and the command is being used correctly.

## 2.91.25 19425

---

### This utility can only upgrade from PostgreSQL version 8.4 and later.

[Description]

An error occurred during execution of the application or command.

[System Processing]

Processing will be aborted.

[Action]

Check the message text and confirm that the application is written correctly and the command is being used correctly.

## 2.91.26 19426

---

### This utility can only upgrade to PostgreSQL version @1@.

[Description]

An error occurred during execution of the application or command.

[System Processing]

Processing will be aborted.

[Action]

Check the message text and confirm that the application is written correctly and the command is being used correctly.

## 2.91.27 19427

---

---

**This utility cannot be used to downgrade to older major PostgreSQL versions.**

[Description]

An error occurred during execution of the application or command.

[System Processing]

Processing will be aborted.

[Action]

Check the message text and confirm that the application is written correctly and the command is being used correctly.

---

## 2.91.28 19428

---

**Old cluster data and binary directories are from different major versions.**

[Description]

An error occurred during execution of the application or command.

[System Processing]

Processing will be aborted.

[Action]

Check the message text and confirm that the application is written correctly and the command is being used correctly.

---

## 2.91.29 19429

---

**New cluster data and binary directories are from different major versions.**

[Description]

An error occurred during execution of the application or command.

[System Processing]

Processing will be aborted.

[Action]

Check the message text and confirm that the application is written correctly and the command is being used correctly.

---

## 2.91.30 19430

---

**encodings for database "@1@" do not match: old "@2@", new "@3@"**

[Description]

An error occurred during execution of the application or command.

[System Processing]

Processing will be aborted.

[Action]

Check the message text and confirm that the application is written correctly and the command is being used correctly.

---

## 2.91.31 19431

---

**lc\_collate values for database "@1@" do not match: old "@2@", new "@3@"**

[Description]

An error occurred during execution of the application or command.

[System Processing]

Processing will be aborted.

[Action]

Check the message text and confirm that the application is written correctly and the command is being used correctly.

## 2.91.32 19432

---

**lc\_ctype values for database "@1@" do not match: old "@2@", new "@3@"**

[Description]

An error occurred during execution of the application or command.

[System Processing]

Processing will be aborted.

[Action]

Check the message text and confirm that the application is written correctly and the command is being used correctly.

## 2.91.33 19433

---

**New cluster database "@1@" is not empty: found relation "@2@.@3@"**

[Description]

An error occurred during execution of the application or command.

[System Processing]

Processing will be aborted.

[Action]

Check the message text and confirm that the application is written correctly and the command is being used correctly.

## 2.91.34 19434

---

**could not open file "@1@": @2@**

[Description]

An error occurred during execution of the application or command.

[System Processing]

Processing will be aborted.

[Action]

Check the message text and confirm that the application is written correctly and the command is being used correctly.

## 2.91.35 19435

---

**could not add execute permission to file "@1@": @2@**

[Description]

An error occurred during execution of the application or command.

[System Processing]

Processing will be aborted.

[Action]

Check the message text and confirm that the application is written correctly and the command is being used correctly.

## 2.91.36 19436

---

**database user "@1@" is not the install user**

[Description]

An error occurred during execution of the application or command.

[System Processing]

Processing will be aborted.

[Action]

Check the message text and confirm that the application is written correctly and the command is being used correctly.

## 2.91.37 19437

---

**could not determine the number of users**

[Description]

An error occurred during execution of the application or command.

[System Processing]

Processing will be aborted.

[Action]

Check the message text and confirm that the application is written correctly and the command is being used correctly.

## 2.91.38 19438

---

**Only the install user can be defined in the new cluster.**

[Description]

An error occurred during execution of the application or command.

[System Processing]

Processing will be aborted.

[Action]

Check the message text and confirm that the application is written correctly and the command is being used correctly.

## 2.91.39 19439

---

**The source cluster contains prepared transactions**

[Description]

An error occurred during execution of the application or command.

[System Processing]

Processing will be aborted.

[Action]

Check the message text and confirm that the application is written correctly and the command is being used correctly.

## 2.91.40 19440

---

### The target cluster contains prepared transactions

[Description]

An error occurred during execution of the application or command.

[System Processing]

Processing will be aborted.

[Action]

Check the message text and confirm that the application is written correctly and the command is being used correctly.

## 2.91.41 19441

---

### The source cluster contains roles starting with "pg\_"

[Description]

An error occurred during execution of the application or command.

[System Processing]

Processing will be aborted.

[Action]

Check the message text and confirm that the application is written correctly and the command is being used correctly.

## 2.91.42 19442

---

### The target cluster contains roles starting with "pg\_"

[Description]

An error occurred during execution of the application or command.

[System Processing]

Processing will be aborted.

[Action]

Check the message text and confirm that the application is written correctly and the command is being used correctly.

## 2.91.43 19443

---

### failed to get the current locale

[Description]

An error occurred during execution of the application or command.

[System Processing]

Processing will be aborted.

[Action]

Check the message text and confirm that the application is written correctly and the command is being used correctly.



## 2.91.44 19444

---

### failed to restore old locale "@1@"

#### [Description]

An error occurred during execution of the application or command.

#### [System Processing]

Processing will be aborted.

#### [Action]

Check the message text and confirm that the application is written correctly and the command is being used correctly.

## 2.91.45 19445

---

### could not get control data using @1@: @2@

#### [Description]

An error occurred during execution of the application or command.

#### [System Processing]

Processing will be aborted.

#### [Action]

Check the message text and confirm that the application is written correctly and the command is being used correctly.

## 2.91.46 19446

---

### @1@: pg\_resetwal problem

#### [Description]

An error occurred during execution of the application or command.

#### [System Processing]

Processing will be aborted.

#### [Action]

Check the message text and confirm that the application is written correctly and the command is being used correctly.

## 2.91.47 19447

---

### @1@: controldata retrieval problem

#### [Description]

An error occurred during execution of the application or command.

#### [System Processing]

Processing will be aborted.

#### [Action]

Check the message text and confirm that the application is written correctly and the command is being used correctly.

## 2.91.48 19448

---

---

**The source cluster lacks some required control information:****[Description]**

An error occurred during execution of the application or command.

**[System Processing]**

Processing will be aborted.

**[Action]**

Check the message text and confirm that the application is written correctly and the command is being used correctly.

---

**2.91.49 19449**

---

**The target cluster lacks some required control information:****[Description]**

An error occurred during execution of the application or command.

**[System Processing]**

Processing will be aborted.

**[Action]**

Check the message text and confirm that the application is written correctly and the command is being used correctly.

---

**2.91.50 19450**

---

**Cannot continue without required control information, terminating****[Description]**

An error occurred during execution of the application or command.

**[System Processing]**

Processing will be aborted.

**[Action]**

Check the message text and confirm that the application is written correctly and the command is being used correctly.

---

**2.91.51 19451**

---

**old and new pg\_controldata alignments are invalid or do not matchLikely one cluster is a 32-bit install, the other 64-bit****[Description]**

An error occurred during execution of the application or command.

**[System Processing]**

Processing will be aborted.

**[Action]**

Check the message text and confirm that the application is written correctly and the command is being used correctly.

---

**2.91.52 19452**

---

**old and new pg\_controldata block sizes are invalid or do not match**

[Description]

An error occurred during execution of the application or command.

[System Processing]

Processing will be aborted.

[Action]

Check the message text and confirm that the application is written correctly and the command is being used correctly.

## 2.91.53 19453

---

### old and new pg\_controldata maximum relation segment sizes are invalid or do not match

[Description]

An error occurred during execution of the application or command.

[System Processing]

Processing will be aborted.

[Action]

Check the message text and confirm that the application is written correctly and the command is being used correctly.

## 2.91.54 19454

---

### old and new pg\_controldata WAL block sizes are invalid or do not match

[Description]

An error occurred during execution of the application or command.

[System Processing]

Processing will be aborted.

[Action]

Check the message text and confirm that the application is written correctly and the command is being used correctly.

## 2.91.55 19455

---

### old and new pg\_controldata WAL segment sizes are invalid or do not match

[Description]

An error occurred during execution of the application or command.

[System Processing]

Processing will be aborted.

[Action]

Check the message text and confirm that the application is written correctly and the command is being used correctly.

## 2.91.56 19456

---

### old and new pg\_controldata maximum identifier lengths are invalid or do not match

[Description]

An error occurred during execution of the application or command.

[System Processing]

Processing will be aborted.

[Action]

Check the message text and confirm that the application is written correctly and the command is being used correctly.

---

## 2.91.57 19457

---

**old and new pg\_controldata maximum indexed columns are invalid or do not match**

[Description]

An error occurred during execution of the application or command.

[System Processing]

Processing will be aborted.

[Action]

Check the message text and confirm that the application is written correctly and the command is being used correctly.

---

## 2.91.58 19458

---

**old and new pg\_controldata maximum TOAST chunk sizes are invalid or do not match**

[Description]

An error occurred during execution of the application or command.

[System Processing]

Processing will be aborted.

[Action]

Check the message text and confirm that the application is written correctly and the command is being used correctly.

---

## 2.91.59 19459

---

**old and new pg\_controldata large-object chunk sizes are invalid or do not match**

[Description]

An error occurred during execution of the application or command.

[System Processing]

Processing will be aborted.

[Action]

Check the message text and confirm that the application is written correctly and the command is being used correctly.

---

## 2.91.60 19460

---

**old and new pg\_controldata date/time storage types do not match**

[Description]

An error occurred during execution of the application or command.

[System Processing]

Processing will be aborted.

[Action]

Check the message text and confirm that the application is written correctly and the command is being used correctly.

## 2.91.61 19461

---

### old cluster does not use data checksums but the new one does

[Description]

An error occurred during execution of the application or command.

[System Processing]

Processing will be aborted.

[Action]

Check the message text and confirm that the application is written correctly and the command is being used correctly.

## 2.91.62 19462

---

### old cluster uses data checksums but the new one does not

[Description]

An error occurred during execution of the application or command.

[System Processing]

Processing will be aborted.

[Action]

Check the message text and confirm that the application is written correctly and the command is being used correctly.

## 2.91.63 19463

---

### old and new cluster pg\_controldata checksum versions do not match

[Description]

An error occurred during execution of the application or command.

[System Processing]

Processing will be aborted.

[Action]

Check the message text and confirm that the application is written correctly and the command is being used correctly.

## 2.91.64 19464

---

### Unable to rename @1@ to @2@.

[Description]

An error occurred during execution of the application or command.

[System Processing]

Processing will be aborted.

[Action]

Check the message text and confirm that the application is written correctly and the command is being used correctly.

## 2.91.65 19465

---

### could not get pg\_ctl version data using @1@: @2@

#### [Description]

An error occurred during execution of the application or command.

#### [System Processing]

Processing will be aborted.

#### [Action]

Check the message text and confirm that the application is written correctly and the command is being used correctly.

## 2.91.66 19466

---

### could not get pg\_ctl version output from @1@

#### [Description]

An error occurred during execution of the application or command.

#### [System Processing]

Processing will be aborted.

#### [Action]

Check the message text and confirm that the application is written correctly and the command is being used correctly.

## 2.91.67 19467

---

### command too long

#### [Description]

An error occurred during execution of the application or command.

#### [System Processing]

Processing will be aborted.

#### [Action]

Check the message text and confirm that the application is written correctly and the command is being used correctly.

## 2.91.68 19468

---

### could not write to log file "@1@": @2@

#### [Description]

An error occurred during execution of the application or command.

#### [System Processing]

Processing will be aborted.

#### [Action]

Check the message text and confirm that the application is written correctly and the command is being used correctly.

## 2.91.69 19469

---

---

### There were problems executing "@1@"

[Description]

An error occurred during execution of the application or command.

[System Processing]

Processing will be aborted.

[Action]

Check the message text and confirm that the application is written correctly and the command is being used correctly.

---

## 2.91.70 19470

---

### could not open file "@1@" for reading: @2@

[Description]

An error occurred during execution of the application or command.

[System Processing]

Processing will be aborted.

[Action]

Check the message text and confirm that the application is written correctly and the command is being used correctly.

---

## 2.91.71 19471

---

### You must have read and write access in the current directory.

[Description]

An error occurred during execution of the application or command.

[System Processing]

Processing will be aborted.

[Action]

Check the message text and confirm that the application is written correctly and the command is being used correctly.

---

## 2.91.72 19472

---

### check for "@1@" failed: @2@

[Description]

An error occurred during execution of the application or command.

[System Processing]

Processing will be aborted.

[Action]

Check the message text and confirm that the application is written correctly and the command is being used correctly.

---

## 2.91.73 19473

---

### "@1@" is not a directory

[Description]

An error occurred during execution of the application or command.

[System Processing]

Processing will be aborted.

[Action]

Check the message text and confirm that the application is written correctly and the command is being used correctly.

## 2.91.74 19474

---

### check for "@1@" failed: not a regular file

[Description]

An error occurred during execution of the application or command.

[System Processing]

Processing will be aborted.

[Action]

Check the message text and confirm that the application is written correctly and the command is being used correctly.

## 2.91.75 19475

---

### check for "@1@" failed: cannot read file (permission denied)

[Description]

An error occurred during execution of the application or command.

[System Processing]

Processing will be aborted.

[Action]

Check the message text and confirm that the application is written correctly and the command is being used correctly.

## 2.91.76 19476

---

### check for "@1@" failed: cannot execute (permission denied)

[Description]

An error occurred during execution of the application or command.

[System Processing]

Processing will be aborted.

[Action]

Check the message text and confirm that the application is written correctly and the command is being used correctly.

## 2.91.77 19477

---

### error while copying relation "@1@.@2@" : could not open file "@3@" : @4@

[Description]

An error occurred during execution of the application or command.



[System Processing]

Processing will be aborted.

[Action]

Check the message text and confirm that the application is written correctly and the command is being used correctly.

---

## 2.91.78 19478

---

**error while copying relation "@1@.@2@": could not create file "@3@": @4@**

[Description]

An error occurred during execution of the application or command.

[System Processing]

Processing will be aborted.

[Action]

Check the message text and confirm that the application is written correctly and the command is being used correctly.

---

## 2.91.79 19479

---

**error while copying relation "@1@.@2@": could not read file "@3@": @4@**

[Description]

An error occurred during execution of the application or command.

[System Processing]

Processing will be aborted.

[Action]

Check the message text and confirm that the application is written correctly and the command is being used correctly.

---

## 2.91.80 19480

---

**error while copying relation "@1@.@2@": could not write file "@3@": @4@**

[Description]

An error occurred during execution of the application or command.

[System Processing]

Processing will be aborted.

[Action]

Check the message text and confirm that the application is written correctly and the command is being used correctly.

---

## 2.91.81 19481

---

**error while copying relation "@1@.@2@" ("@3@" to "@4@"): @5@**

[Description]

An error occurred during execution of the application or command.

[System Processing]

Processing will be aborted.

[Action]

Check the message text and confirm that the application is written correctly and the command is being used correctly.

## 2.91.82 19482

---

### error while creating link for relation "@1@.@2@" ("@3@" to "@4@"): @5@

[Description]

An error occurred during execution of the application or command.

[System Processing]

Processing will be aborted.

[Action]

Check the message text and confirm that the application is written correctly and the command is being used correctly.

## 2.91.83 19483

---

### error while copying file ("@1@" to "@2@"): could not open file "@3@": @4@

[Description]

An error occurred during execution of the application or command.

[System Processing]

Processing will be aborted.

[Action]

Check the message text and confirm that the application is written correctly and the command is being used correctly.

## 2.91.84 19484

---

### error while copying file ("@1@" to "@2@"): could not create file "@3@": @4@

[Description]

An error occurred during execution of the application or command.

[System Processing]

Processing will be aborted.

[Action]

Check the message text and confirm that the application is written correctly and the command is being used correctly.

## 2.91.85 19485

---

### error while copying file ("@1@" to "@2@"): could not read file "@3@": @4@

[Description]

An error occurred during execution of the application or command.

[System Processing]

Processing will be aborted.

[Action]

Check the message text and confirm that the application is written correctly and the command is being used correctly.

## 2.91.86 19486

---

**error while copying file ("@1@" to "@2@"): could not write file "@3@": @4@**

[Description]

An error occurred during execution of the application or command.

[System Processing]

Processing will be aborted.

[Action]

Check the message text and confirm that the application is written correctly and the command is being used correctly.

## 2.91.87 19487

---

**error while copying file ("@1@" to "@2@"): @3@**

[Description]

An error occurred during execution of the application or command.

[System Processing]

Processing will be aborted.

[Action]

Check the message text and confirm that the application is written correctly and the command is being used correctly.

## 2.91.88 19488

---

**error while linking file ("@1@" to "@2@"): @3@**

[Description]

An error occurred during execution of the application or command.

[System Processing]

Processing will be aborted.

[Action]

Check the message text and confirm that the application is written correctly and the command is being used correctly.

## 2.91.89 19489

---

**error while copying relation "@1@.@2@": could not stat file "@3@": @4@**

[Description]

An error occurred during execution of the application or command.

[System Processing]

Processing will be aborted.

[Action]

Check the message text and confirm that the application is written correctly and the command is being used correctly.

## 2.91.90 19490

---

---

### **error while copying relation "@1@.@2@": partial page found in file "@3@"**

[Description]

An error occurred during execution of the application or command.

[System Processing]

Processing will be aborted.

[Action]

Check the message text and confirm that the application is written correctly and the command is being used correctly.

---

## **2.91.91 19491**

---

### **@1@**

[Description]

An error occurred during execution of the application or command.

[System Processing]

Processing will be aborted.

[Action]

Check the message text and confirm that the application is written correctly and the command is being used correctly.

---

## **2.91.92 19492**

---

### **Remove the problem functions from the old cluster to continue.**

[Description]

An error occurred during execution of the application or command.

[System Processing]

Processing will be aborted.

[Action]

Check the message text and confirm that the application is written correctly and the command is being used correctly.

---

## **2.91.93 19493**

---

### **Checking for presence of required libraries**

[Description]

An error occurred during execution of the application or command.

[System Processing]

Processing will be aborted.

[Action]

Check the message text and confirm that the application is written correctly and the command is being used correctly.

---

## **2.91.94 19494**

---

### **could not load library "@1@": @2@**

[Description]

An error occurred during execution of the application or command.

[System Processing]

Processing will be aborted.

[Action]

Check the message text and confirm that the application is written correctly and the command is being used correctly.

## 2.91.95 19495

---

### Failed to match up old and new tables in database "@1@"

[Description]

An error occurred during execution of the application or command.

[System Processing]

Processing will be aborted.

[Action]

Check the message text and confirm that the application is written correctly and the command is being used correctly.

## 2.91.96 19496

---

### which is an index on "@1@.@2@"

[Description]

An error occurred during execution of the application or command.

[System Processing]

Processing will be aborted.

[Action]

Check the message text and confirm that the application is written correctly and the command is being used correctly.

## 2.91.97 19497

---

### which is an index on OID @1@

[Description]

An error occurred during execution of the application or command.

[System Processing]

Processing will be aborted.

[Action]

Check the message text and confirm that the application is written correctly and the command is being used correctly.

## 2.91.98 19498

---

### which is the TOAST table for "@1@.@2@"

[Description]

An error occurred during execution of the application or command.

[System Processing]

Processing will be aborted.

[Action]

Check the message text and confirm that the application is written correctly and the command is being used correctly.

## 2.91.99 19499

---

[which is the TOAST table for OID @1@](#)

[Description]

An error occurred during execution of the application or command.

[System Processing]

Processing will be aborted.

[Action]

Check the message text and confirm that the application is written correctly and the command is being used correctly.

## 2.92 Message Numbers Beginning with 19500

---

### 2.92.1 19500

---

[No match found in old cluster for new relation with OID @1@ in database "@2@": @3@](#)

[Description]

An error occurred during execution of the application or command.

[System Processing]

Processing will be aborted.

[Action]

Check the message text and confirm that the application is written correctly and the command is being used correctly.

### 2.92.2 19501

---

[No match found in new cluster for old relation with OID @1@ in database "@2@": @3@](#)

[Description]

An error occurred during execution of the application or command.

[System Processing]

Processing will be aborted.

[Action]

Check the message text and confirm that the application is written correctly and the command is being used correctly.

### 2.92.3 19502

---

[mappings for database "@1@":](#)

[Description]

An error occurred during execution of the application or command.

[System Processing]

Processing will be aborted.

[Action]

Check the message text and confirm that the application is written correctly and the command is being used correctly.

## 2.92.4 19503

---

[@1@.@2@: @3@ to @4@](#)

[Description]

An error occurred during execution of the application or command.

[System Processing]

Processing will be aborted.

[Action]

Check the message text and confirm that the application is written correctly and the command is being used correctly.

## 2.92.5 19505

---

[source databases:](#)

[Description]

An error occurred during execution of the application or command.

[System Processing]

Processing will be aborted.

[Action]

Check the message text and confirm that the application is written correctly and the command is being used correctly.

## 2.92.6 19506

---

[target databases:](#)

[Description]

An error occurred during execution of the application or command.

[System Processing]

Processing will be aborted.

[Action]

Check the message text and confirm that the application is written correctly and the command is being used correctly.

## 2.92.7 19507

---

[Database: @1@](#)

[Description]

An error occurred during execution of the application or command.

[System Processing]

Processing will be aborted.

[Action]

Check the message text and confirm that the application is written correctly and the command is being used correctly.

## 2.92.8 19508

---

**relname: @1 @. @2@: relolid: @3@ reltblspace: @4@**

[Description]

An error occurred during execution of the application or command.

[System Processing]

Processing will be aborted.

[Action]

Check the message text and confirm that the application is written correctly and the command is being used correctly.

## 2.92.9 19509

---

**@1@: cannot be run as root**

[Description]

An error occurred during execution of the application or command.

[System Processing]

Processing will be aborted.

[Action]

Check the message text and confirm that the application is written correctly and the command is being used correctly.

## 2.92.10 19510

---

**invalid old port number**

[Description]

An error occurred during execution of the application or command.

[System Processing]

Processing will be aborted.

[Action]

Check the message text and confirm that the application is written correctly and the command is being used correctly.

## 2.92.11 19511

---

**invalid new port number**

[Description]

An error occurred during execution of the application or command.

[System Processing]

Processing will be aborted.

[Action]

Check the message text and confirm that the application is written correctly and the command is being used correctly.



## 2.92.12 19512

---

### Running in verbose mode

#### [Description]

An error occurred during execution of the application or command.

#### [System Processing]

Processing will be aborted.

#### [Action]

Check the message text and confirm that the application is written correctly and the command is being used correctly.

## 2.92.13 19513

---

### Try "[@1@ --help](#)" for more information.

#### [Description]

An error occurred during execution of the application or command.

#### [System Processing]

Processing will be aborted.

#### [Action]

Check the message text and confirm that the application is written correctly and the command is being used correctly.

## 2.92.14 19514

---

### old cluster binaries reside

#### [Description]

An error occurred during execution of the application or command.

#### [System Processing]

Processing will be aborted.

#### [Action]

Check the message text and confirm that the application is written correctly and the command is being used correctly.

## 2.92.15 19515

---

### new cluster binaries reside

#### [Description]

An error occurred during execution of the application or command.

#### [System Processing]

Processing will be aborted.

#### [Action]

Check the message text and confirm that the application is written correctly and the command is being used correctly.

## 2.92.16 19516

---

---

### old cluster data resides

[Description]

An error occurred during execution of the application or command.

[System Processing]

Processing will be aborted.

[Action]

Check the message text and confirm that the application is written correctly and the command is being used correctly.

---

## 2.92.17 19517

---

### new cluster data resides

[Description]

An error occurred during execution of the application or command.

[System Processing]

Processing will be aborted.

[Action]

Check the message text and confirm that the application is written correctly and the command is being used correctly.

---

## 2.92.18 19518

---

### could not determine current directory

[Description]

An error occurred during execution of the application or command.

[System Processing]

Processing will be aborted.

[Action]

Check the message text and confirm that the application is written correctly and the command is being used correctly.

---

## 2.92.19 19519

---

### cannot run pg\_upgrade from inside the new cluster data directory on Windows

[Description]

An error occurred during execution of the application or command.

[System Processing]

Processing will be aborted.

[Action]

Check the message text and confirm that the application is written correctly and the command is being used correctly.

---

## 2.92.20 19520

---

### pg\_upgrade upgrades a PostgreSQL cluster to a different major version.

[Description]

An error occurred during execution of the application or command.

[System Processing]

Processing will be aborted.

[Action]

Check the message text and confirm that the application is written correctly and the command is being used correctly.

---

## 2.92.21 19521

---

**Usage:**

[Description]

An error occurred during execution of the application or command.

[System Processing]

Processing will be aborted.

[Action]

Check the message text and confirm that the application is written correctly and the command is being used correctly.

---

## 2.92.22 19522

---

**pg\_upgrade [OPTION]...**

[Description]

An error occurred during execution of the application or command.

[System Processing]

Processing will be aborted.

[Action]

Check the message text and confirm that the application is written correctly and the command is being used correctly.

---

## 2.92.23 19523

---

**Options:**

[Description]

An error occurred during execution of the application or command.

[System Processing]

Processing will be aborted.

[Action]

Check the message text and confirm that the application is written correctly and the command is being used correctly.

---

## 2.92.24 19524

---

**-b, --old-bindir=BINDIR old cluster executable directory**

[Description]

An error occurred during execution of the application or command.

[System Processing]

Processing will be aborted.

[Action]

Check the message text and confirm that the application is written correctly and the command is being used correctly.

## 2.92.25 19525

---

**-B, --new-bindir=BINDIR new cluster executable directory (default same directory as pg\_upgrade)**

[Description]

An error occurred during execution of the application or command.

[System Processing]

Processing will be aborted.

[Action]

Check the message text and confirm that the application is written correctly and the command is being used correctly.

## 2.92.26 19526

---

**-c, --check check clusters only, don't change any data**

[Description]

An error occurred during execution of the application or command.

[System Processing]

Processing will be aborted.

[Action]

Check the message text and confirm that the application is written correctly and the command is being used correctly.

## 2.92.27 19527

---

**-d, --old-datadir=DATADIR old cluster data directory**

[Description]

An error occurred during execution of the application or command.

[System Processing]

Processing will be aborted.

[Action]

Check the message text and confirm that the application is written correctly and the command is being used correctly.

## 2.92.28 19528

---

**-D, --new-datadir=DATADIR new cluster data directory**

[Description]

An error occurred during execution of the application or command.

[System Processing]

Processing will be aborted.

[Action]

Check the message text and confirm that the application is written correctly and the command is being used correctly.

## 2.92.29 19529

---

### **-j, --jobs=NUM number of simultaneous processes or threads to use**

[Description]

An error occurred during execution of the application or command.

[System Processing]

Processing will be aborted.

[Action]

Check the message text and confirm that the application is written correctly and the command is being used correctly.

## 2.92.30 19530

---

### **-k, --link link instead of copying files to new cluster**

[Description]

An error occurred during execution of the application or command.

[System Processing]

Processing will be aborted.

[Action]

Check the message text and confirm that the application is written correctly and the command is being used correctly.

## 2.92.31 19531

---

### **-o, --old-options=OPTIONS old cluster options to pass to the server**

[Description]

An error occurred during execution of the application or command.

[System Processing]

Processing will be aborted.

[Action]

Check the message text and confirm that the application is written correctly and the command is being used correctly.

## 2.92.32 19532

---

### **-O, --new-options=OPTIONS new cluster options to pass to the server**

[Description]

An error occurred during execution of the application or command.

[System Processing]

Processing will be aborted.

[Action]

Check the message text and confirm that the application is written correctly and the command is being used correctly.

## 2.92.33 19533

---

**-p, --old-port=PORT old cluster port number (default @1@)**

[Description]

An error occurred during execution of the application or command.

[System Processing]

Processing will be aborted.

[Action]

Check the message text and confirm that the application is written correctly and the command is being used correctly.

## 2.92.34 19534

---

**-P, --new-port=PORT new cluster port number (default @1@)**

[Description]

An error occurred during execution of the application or command.

[System Processing]

Processing will be aborted.

[Action]

Check the message text and confirm that the application is written correctly and the command is being used correctly.

## 2.92.35 19535

---

**-r, --retain retain SQL and log files after success**

[Description]

An error occurred during execution of the application or command.

[System Processing]

Processing will be aborted.

[Action]

Check the message text and confirm that the application is written correctly and the command is being used correctly.

## 2.92.36 19536

---

**-U, --username=NAME cluster superuser (default "@1@")**

[Description]

An error occurred during execution of the application or command.

[System Processing]

Processing will be aborted.

[Action]

Check the message text and confirm that the application is written correctly and the command is being used correctly.

## 2.92.37 19537

---

### **-v, --verbose enable verbose internal logging**

#### [Description]

An error occurred during execution of the application or command.

#### [System Processing]

Processing will be aborted.

#### [Action]

Check the message text and confirm that the application is written correctly and the command is being used correctly.

## 2.92.38 19538

---

### **-V, --version display version information, then exit**

#### [Description]

An error occurred during execution of the application or command.

#### [System Processing]

Processing will be aborted.

#### [Action]

Check the message text and confirm that the application is written correctly and the command is being used correctly.

## 2.92.39 19539

---

### **-, --help show this help, then exit**

#### [Description]

An error occurred during execution of the application or command.

#### [System Processing]

Processing will be aborted.

#### [Action]

Check the message text and confirm that the application is written correctly and the command is being used correctly.

## 2.92.40 19540

---

### **Report bugs to <[pgsql-bugs@postgresql.org](mailto:pgsql-bugs@postgresql.org)>.**

#### [Description]

An error occurred during execution of the application or command.

#### [System Processing]

Processing will be aborted.

#### [Action]

Check the message text and confirm that the application is written correctly and the command is being used correctly.

## 2.92.41 19541

---

---

### Finding the real data directory for the source cluster

[Description]

An error occurred during execution of the application or command.

[System Processing]

Processing will be aborted.

[Action]

Check the message text and confirm that the application is written correctly and the command is being used correctly.

---

## 2.92.42 19542

---

### Finding the real data directory for the target cluster

[Description]

An error occurred during execution of the application or command.

[System Processing]

Processing will be aborted.

[Action]

Check the message text and confirm that the application is written correctly and the command is being used correctly.

---

## 2.92.43 19543

---

### could not get data directory using @1 @: @2 @

[Description]

An error occurred during execution of the application or command.

[System Processing]

Processing will be aborted.

[Action]

Check the message text and confirm that the application is written correctly and the command is being used correctly.

---

## 2.92.44 19544

---

### could not read line @1 @ from file "@2 @": @3 @

[Description]

An error occurred during execution of the application or command.

[System Processing]

Processing will be aborted.

[Action]

Check the message text and confirm that the application is written correctly and the command is being used correctly.

---

## 2.92.45 19545

---

### user-supplied old port number @1 @ corrected to @2 @



[Description]

An error occurred during execution of the application or command.

[System Processing]

Processing will be aborted.

[Action]

Check the message text and confirm that the application is written correctly and the command is being used correctly.

## 2.92.46 19546

---

### could not create worker process: @1@

[Description]

An error occurred during execution of the application or command.

[System Processing]

Processing will be aborted.

[Action]

Check the message text and confirm that the application is written correctly and the command is being used correctly.

## 2.92.47 19547

---

### could not create worker thread: @1@

[Description]

An error occurred during execution of the application or command.

[System Processing]

Processing will be aborted.

[Action]

Check the message text and confirm that the application is written correctly and the command is being used correctly.

## 2.92.48 19548

---

### child worker exited abnormally: @1@

[Description]

An error occurred during execution of the application or command.

[System Processing]

Processing will be aborted.

[Action]

Check the message text and confirm that the application is written correctly and the command is being used correctly.

## 2.92.49 19549

---

### Setting next OID for new cluster

[Description]

An error occurred during execution of the application or command.

[System Processing]

Processing will be aborted.

[Action]

Check the message text and confirm that the application is written correctly and the command is being used correctly.

## 2.92.50 19550

---

### Sync data directory to disk

[Description]

An error occurred during execution of the application or command.

[System Processing]

Processing will be aborted.

[Action]

Check the message text and confirm that the application is written correctly and the command is being used correctly.

## 2.92.51 19551

---

### @1@: could not find own program executable

[Description]

An error occurred during execution of the application or command.

[System Processing]

Processing will be aborted.

[Action]

Check the message text and confirm that the application is written correctly and the command is being used correctly.

## 2.92.52 19552

---

### Analyzing all rows in the new cluster

[Description]

An error occurred during execution of the application or command.

[System Processing]

Processing will be aborted.

[Action]

Check the message text and confirm that the application is written correctly and the command is being used correctly.

## 2.92.53 19553

---

### Freezing all rows in the new cluster

[Description]

An error occurred during execution of the application or command.

[System Processing]

Processing will be aborted.

[Action]

Check the message text and confirm that the application is written correctly and the command is being used correctly.

## 2.92.54 19554

---

### Restoring global objects in the new cluster

[Description]

An error occurred during execution of the application or command.

[System Processing]

Processing will be aborted.

[Action]

Check the message text and confirm that the application is written correctly and the command is being used correctly.

## 2.92.55 19555

---

### Restoring database schemas in the new cluster

[Description]

An error occurred during execution of the application or command.

[System Processing]

Processing will be aborted.

[Action]

Check the message text and confirm that the application is written correctly and the command is being used correctly.

## 2.92.56 19556

---

### Deleting files from new @1@

[Description]

An error occurred during execution of the application or command.

[System Processing]

Processing will be aborted.

[Action]

Check the message text and confirm that the application is written correctly and the command is being used correctly.

## 2.92.57 19557

---

### could not delete directory "@1@"

[Description]

An error occurred during execution of the application or command.

[System Processing]

Processing will be aborted.

[Action]

Check the message text and confirm that the application is written correctly and the command is being used correctly.

## 2.92.58 19558

---

### Copying old @1@ to new server

[Description]

An error occurred during execution of the application or command.

[System Processing]

Processing will be aborted.

[Action]

Check the message text and confirm that the application is written correctly and the command is being used correctly.

## 2.92.59 19559

---

### Setting next transaction ID and epoch for new cluster

[Description]

An error occurred during execution of the application or command.

[System Processing]

Processing will be aborted.

[Action]

Check the message text and confirm that the application is written correctly and the command is being used correctly.

## 2.92.60 19560

---

### Setting next multixact ID and offset for new cluster

[Description]

An error occurred during execution of the application or command.

[System Processing]

Processing will be aborted.

[Action]

Check the message text and confirm that the application is written correctly and the command is being used correctly.

## 2.92.61 19561

---

### Setting oldest multixact ID in new cluster

[Description]

An error occurred during execution of the application or command.

[System Processing]

Processing will be aborted.

[Action]

Check the message text and confirm that the application is written correctly and the command is being used correctly.

## 2.92.62 19562

---

---

## Resetting WAL archives

### [Description]

An error occurred during execution of the application or command.

### [System Processing]

Processing will be aborted.

### [Action]

Check the message text and confirm that the application is written correctly and the command is being used correctly.

---

## 2.92.63 19563

---

### Setting frozenxid and minmxid counters in new cluster

### [Description]

An error occurred during execution of the application or command.

### [System Processing]

Processing will be aborted.

### [Action]

Check the message text and confirm that the application is written correctly and the command is being used correctly.

---

## 2.92.64 19564

---

### Setting minmxid counter in new cluster

### [Description]

An error occurred during execution of the application or command.

### [System Processing]

Processing will be aborted.

### [Action]

Check the message text and confirm that the application is written correctly and the command is being used correctly.

---

## 2.92.65 19565

---

### error while checking for existence of keystore file @1@

### [Description]

An error occurred during execution of the application or command.

### [System Processing]

Processing will be aborted.

### [Action]

Check the message text and confirm that the application is written correctly and the command is being used correctly.

---

## 2.92.66 19566

---

### Linking user relation files

[Description]

An error occurred during execution of the application or command.

[System Processing]

Processing will be aborted.

[Action]

Check the message text and confirm that the application is written correctly and the command is being used correctly.

---

## 2.92.67 19567

---

### Copying user relation files

[Description]

An error occurred during execution of the application or command.

[System Processing]

Processing will be aborted.

[Action]

Check the message text and confirm that the application is written correctly and the command is being used correctly.

---

## 2.92.68 19568

---

### copying "@1@" to "@2@"

[Description]

An error occurred during execution of the application or command.

[System Processing]

Processing will be aborted.

[Action]

Check the message text and confirm that the application is written correctly and the command is being used correctly.

---

## 2.92.69 19569

---

### linking "@1@" to "@2@"

[Description]

An error occurred during execution of the application or command.

[System Processing]

Processing will be aborted.

[Action]

Check the message text and confirm that the application is written correctly and the command is being used correctly.

---

## 2.92.70 19570

---

### old database "@1@" not found in the new cluster

[Description]

An error occurred during execution of the application or command.

[System Processing]

Processing will be aborted.

[Action]

Check the message text and confirm that the application is written correctly and the command is being used correctly.

## 2.92.71 19571

---

### **error while checking for file existence "@1@.@2@" ("@3@" to "@4@"): @5@**

[Description]

An error occurred during execution of the application or command.

[System Processing]

Processing will be aborted.

[Action]

Check the message text and confirm that the application is written correctly and the command is being used correctly.

## 2.92.72 19572

---

### **rewriting "@1@" to "@2@"**

[Description]

An error occurred during execution of the application or command.

[System Processing]

Processing will be aborted.

[Action]

Check the message text and confirm that the application is written correctly and the command is being used correctly.

## 2.92.73 19573

---

### **connection to database failed: @1@**

[Description]

An error occurred during execution of the application or command.

[System Processing]

Processing will be aborted.

[Action]

Check the message text and confirm that the application is written correctly and the command is being used correctly.

## 2.92.74 19574

---

### **Failure, exiting**

[Description]

An error occurred during execution of the application or command.

[System Processing]

Processing will be aborted.

[Action]

Check the message text and confirm that the application is written correctly and the command is being used correctly.

## 2.92.75 19575

---

**executing: @1@**

[Description]

An error occurred during execution of the application or command.

[System Processing]

Processing will be aborted.

[Action]

Check the message text and confirm that the application is written correctly and the command is being used correctly.

## 2.92.76 19576

---

**SQL command failed @1@@@2@**

[Description]

An error occurred during execution of the application or command.

[System Processing]

Processing will be aborted.

[Action]

Check the message text and confirm that the application is written correctly and the command is being used correctly.

## 2.92.77 19577

---

**could not open version file "@1@": @2@**

[Description]

An error occurred during execution of the application or command.

[System Processing]

Processing will be aborted.

[Action]

Check the message text and confirm that the application is written correctly and the command is being used correctly.

## 2.92.78 19578

---

**could not parse version file "@1@"**

[Description]

An error occurred during execution of the application or command.

[System Processing]

Processing will be aborted.

[Action]

Check the message text and confirm that the application is written correctly and the command is being used correctly.



## 2.92.79 19579

---

### connection to database failed: @1@

[Description]

An error occurred during execution of the application or command.

[System Processing]

Processing will be aborted.

[Action]

Check the message text and confirm that the application is written correctly and the command is being used correctly.

## 2.92.80 19580

---

### pg\_ctl failed to start the source server, or connection failed

[Description]

An error occurred during execution of the application or command.

[System Processing]

Processing will be aborted.

[Action]

Check the message text and confirm that the application is written correctly and the command is being used correctly.

## 2.92.81 19581

---

### pg\_ctl failed to start the target server, or connection failed

[Description]

An error occurred during execution of the application or command.

[System Processing]

Processing will be aborted.

[Action]

Check the message text and confirm that the application is written correctly and the command is being used correctly.

## 2.92.82 19582

---

### out of memory

[Description]

An error occurred during execution of the application or command.

[System Processing]

Processing will be aborted.

[Action]

Check the message text and confirm that the application is written correctly and the command is being used correctly.

## 2.92.83 19583

---

---

**libpq environment variable @1@ has a non-local server value: @2@****[Description]**

An error occurred during execution of the application or command.

**[System Processing]**

Processing will be aborted.

**[Action]**

Check the message text and confirm that the application is written correctly and the command is being used correctly.

---

**2.92.84 19584**

---

**tablespace directory "@1@" does not exist****[Description]**

An error occurred during execution of the application or command.

**[System Processing]**

Processing will be aborted.

**[Action]**

Check the message text and confirm that the application is written correctly and the command is being used correctly.

---

**2.92.85 19585**

---

**could not stat tablespace directory "@1@" : @2@****[Description]**

An error occurred during execution of the application or command.

**[System Processing]**

Processing will be aborted.

**[Action]**

Check the message text and confirm that the application is written correctly and the command is being used correctly.

---

**2.92.86 19586**

---

**tablespace path "@1@" is not a directory****[Description]**

An error occurred during execution of the application or command.

**[System Processing]**

Processing will be aborted.

**[Action]**

Check the message text and confirm that the application is written correctly and the command is being used correctly.

---

**2.92.87 19587**

---

**%\*s**

[Description]

An error occurred during execution of the application or command.

[System Processing]

Processing will be aborted.

[Action]

Check the message text and confirm that the application is written correctly and the command is being used correctly.

---

## 2.92.88 19588

---

**ok**

[Description]

An error occurred during execution of the application or command.

[System Processing]

Processing will be aborted.

[Action]

Check the message text and confirm that the application is written correctly and the command is being used correctly.

---

## 2.92.89 19589

---

**Checking for large objects**

[Description]

An error occurred during execution of the application or command.

[System Processing]

Processing will be aborted.

[Action]

Check the message text and confirm that the application is written correctly and the command is being used correctly.

---

## 2.92.90 19590

---

**warning**

[Description]

An error occurred during execution of the application or command.

[System Processing]

Processing will be aborted.

[Action]

Check the message text and confirm that the application is written correctly and the command is being used correctly.

---

## 2.92.91 19591

---

**Checking for incompatible "line" data type**

[Description]

An error occurred during execution of the application or command.

[System Processing]

Processing will be aborted.

[Action]

Check the message text and confirm that the application is written correctly and the command is being used correctly.

---

## 2.92.92 19592

---

### Checking for invalid "unknown" user columns

[Description]

An error occurred during execution of the application or command.

[System Processing]

Processing will be aborted.

[Action]

Check the message text and confirm that the application is written correctly and the command is being used correctly.

---

## 2.92.93 19593

---

### Checking for hash indexes

[Description]

An error occurred during execution of the application or command.

[System Processing]

Processing will be aborted.

[Action]

Check the message text and confirm that the application is written correctly and the command is being used correctly.

---

## 2.92.94 19594

---

### @1@: unexpected empty file "@2@"

[Description]

An error occurred during execution of the application or command.

[System Processing]

Processing will be aborted.

[Action]

Check the message text and confirm that the application is written correctly and the command is being used correctly.

---

## 2.92.95 19595

---

### @1@: pg\_control exists but is broken or wrong version; ignoring it

[Description]

An error occurred during execution of the application or command.

[System Processing]

Processing will be aborted.

[Action]

Check the message text and confirm that the application is written correctly and the command is being used correctly.

## 2.92.96 19596

---

### could not find file "@1@": @2@

[Description]

An error occurred during execution of the application or command.

[System Processing]

Processing will be aborted.

[Action]

Check the message text and confirm that the application is written correctly and the command is being used correctly.

## 2.92.97 19599

---

### no arguments specified

[Description]

An error occurred during execution of the application or command.

[System Processing]

Processing will be aborted.

[Action]

Check the message text and confirm that the application is written correctly and the command is being used correctly.

## 2.93 Message Numbers Beginning with 19600

---

### 2.93.1 19600

---

#### could not parse end WAL location "@1@"

[Description]

An error occurred during execution of the application or command.

[System Processing]

Processing will be aborted.

[Action]

Check the message text and confirm that the application is written correctly and the command is being used correctly.

### 2.93.2 19601

---

#### could not parse limit "@1@"

[Description]

An error occurred during execution of the application or command.

[System Processing]

Processing will be aborted.

[Action]

Check the message text and confirm that the application is written correctly and the command is being used correctly.

### 2.93.3 19602

---

#### resource manager "@1@" does not exist

[Description]

An error occurred during execution of the application or command.

[System Processing]

Processing will be aborted.

[Action]

Check the message text and confirm that the application is written correctly and the command is being used correctly.

### 2.93.4 19603

---

#### could not parse start WAL location "@1@"

[Description]

An error occurred during execution of the application or command.

[System Processing]

Processing will be aborted.

[Action]

Check the message text and confirm that the application is written correctly and the command is being used correctly.

### 2.93.5 19604

---

#### could not parse timeline "@1@"

[Description]

An error occurred during execution of the application or command.

[System Processing]

Processing will be aborted.

[Action]

Check the message text and confirm that the application is written correctly and the command is being used correctly.

### 2.93.6 19605

---

#### could not parse "@1@" as a transaction ID

[Description]

An error occurred during execution of the application or command.

[System Processing]

Processing will be aborted.

[Action]

Check the message text and confirm that the application is written correctly and the command is being used correctly.

## 2.93.7 19606

---

### unrecognized argument to --stats: @1@

[Description]

An error occurred during execution of the application or command.

[System Processing]

Processing will be aborted.

[Action]

Check the message text and confirm that the application is written correctly and the command is being used correctly.

## 2.93.8 19607

---

### too many command-line arguments (first is "@1@")

[Description]

An error occurred during execution of the application or command.

[System Processing]

Processing will be aborted.

[Action]

Check the message text and confirm that the application is written correctly and the command is being used correctly.

## 2.93.9 19608

---

### could not open directory "@1@": @2@

[Description]

An error occurred during execution of the application or command.

[System Processing]

Processing will be aborted.

[Action]

Check the message text and confirm that the application is written correctly and the command is being used correctly.

## 2.93.10 19610

---

### could not open file "@1@"

[Description]

An error occurred during execution of the application or command.

[System Processing]

Processing will be aborted.

[Action]

Check the message text and confirm that the application is written correctly and the command is being used correctly.

## 2.93.11 19611

---

---

**start WAL location @1 @/ @2@ is not inside file "@3@"****[Description]**

An error occurred during execution of the application or command.

**[System Processing]**

Processing will be aborted.

**[Action]**

Check the message text and confirm that the application is written correctly and the command is being used correctly.

---

**2.93.12 19612**

---

**ENDSEG @1 @ is before STARTSEG @2 @****[Description]**

An error occurred during execution of the application or command.

**[System Processing]**

Processing will be aborted.

**[Action]**

Check the message text and confirm that the application is written correctly and the command is being used correctly.

---

**2.93.13 19613**

---

**end WAL location @1 @/ @2@ is not inside file "@3@"****[Description]**

An error occurred during execution of the application or command.

**[System Processing]**

Processing will be aborted.

**[Action]**

Check the message text and confirm that the application is written correctly and the command is being used correctly.

---

**2.93.14 19614**

---

**no start WAL location given****[Description]**

An error occurred during execution of the application or command.

**[System Processing]**

Processing will be aborted.

**[Action]**

Check the message text and confirm that the application is written correctly and the command is being used correctly.

---

**2.93.15 19615**

---

**out of memory**



[Description]

An error occurred during execution of the application or command.

[System Processing]

Processing will be aborted.

[Action]

Check the message text and confirm that the application is written correctly and the command is being used correctly.

## 2.93.16 19616

---

### could not find a valid record after @1 @/@2@

[Description]

An error occurred during execution of the application or command.

[System Processing]

Processing will be aborted.

[Action]

Check the message text and confirm that the application is written correctly and the command is being used correctly.

## 2.93.17 19617

---

### error in WAL record at @1 @/@2@: @3@

[Description]

An error occurred during execution of the application or command.

[System Processing]

Processing will be aborted.

[Action]

Check the message text and confirm that the application is written correctly and the command is being used correctly.

## 2.93.18 19618

---

### cannot set system attribute "@1@"

[Description]

An error occurred during execution of the application or command.

[System Processing]

Processing will be aborted.

[Action]

Check the message text and confirm that the application is written correctly and the command is being used correctly.

## 2.93.19 19619

---

### function "@1@" is in the wrong language

[Description]

An error occurred during execution of the application or command.

[System Processing]

Processing will be aborted.

[Action]

Check the message text and confirm that the application is written correctly and the command is being used correctly.

## 2.93.20 19620

---

### **function "@1@" must not be SECURITY DEFINER**

[Description]

An error occurred during execution of the application or command.

[System Processing]

Processing will be aborted.

[Action]

Check the message text and confirm that the application is written correctly and the command is being used correctly.

## 2.93.21 19621

---

### **set-valued function called in context that cannot accept a set**

[Description]

An error occurred during execution of the application or command.

[System Processing]

Processing will be aborted.

[Action]

Check the message text and confirm that the application is written correctly and the command is being used correctly.

## 2.93.22 19622

---

### **column name/value list must have even number of elements**

[Description]

An error occurred during execution of the application or command.

[System Processing]

Processing will be aborted.

[Action]

Check the message text and confirm that the application is written correctly and the command is being used correctly.

## 2.93.23 19623

---

### **column name/value list contains nonexistent column name "@1@"**

[Description]

An error occurred during execution of the application or command.

[System Processing]

Processing will be aborted.

[Action]

Check the message text and confirm that the application is written correctly and the command is being used correctly.

## 2.93.24 19624

---

### cannot set system attribute "@1@"

[Description]

An error occurred during execution of the application or command.

[System Processing]

Processing will be aborted.

[Action]

Check the message text and confirm that the application is written correctly and the command is being used correctly.

## 2.93.25 19625

---

### malformed record literal: "@1@"

[Description]

An error occurred during execution of the application or command.

[System Processing]

Processing will be aborted.

[Action]

Check the message text and confirm that the application is written correctly and the command is being used correctly.

## 2.93.26 19626

---

### number of array dimensions exceeds the maximum allowed (@1@)

[Description]

An error occurred during execution of the application or command.

[System Processing]

Processing will be aborted.

[Action]

Check the message text and confirm that the application is written correctly and the command is being used correctly.

## 2.93.27 19627

---

### could not determine sequence length for function return value

[Description]

An error occurred during execution of the application or command.

[System Processing]

Processing will be aborted.

[Action]

Check the message text and confirm that the application is written correctly and the command is being used correctly.

## 2.93.28 19628

---

### array size exceeds the maximum allowed

[Description]

An error occurred during execution of the application or command.

[System Processing]

Processing will be aborted.

[Action]

Check the message text and confirm that the application is written correctly and the command is being used correctly.

## 2.93.29 19629

---

### wrong length of inner sequence: has length @1@, but @2@ was expected

[Description]

An error occurred during execution of the application or command.

[System Processing]

Processing will be aborted.

[Action]

Check the message text and confirm that the application is written correctly and the command is being used correctly.

## 2.93.30 19630

---

### malformed SCRAM message (empty message)

[Description]

An error occurred during execution of the application or command.

[System Processing]

Processing will be aborted.

[Action]

Check the message text and confirm that the application is written correctly and the command is being used correctly.

## 2.93.31 19631

---

### malformed SCRAM message (length mismatch)

[Description]

An error occurred during execution of the application or command.

[System Processing]

Processing will be aborted.

[Action]

Check the message text and confirm that the application is written correctly and the command is being used correctly.

## 2.93.32 19632

---

---

### incorrect server signature

[Description]

An error occurred during execution of the application or command.

[System Processing]

Processing will be aborted.

[Action]

Check the message text and confirm that the application is written correctly and the command is being used correctly.

---

## 2.93.33 19633

---

### invalid SCRAM exchange state

[Description]

An error occurred during execution of the application or command.

[System Processing]

Processing will be aborted.

[Action]

Check the message text and confirm that the application is written correctly and the command is being used correctly.

---

## 2.93.34 19634

---

### malformed SCRAM message (attribute "@1@" expected)

[Description]

An error occurred during execution of the application or command.

[System Processing]

Processing will be aborted.

[Action]

Check the message text and confirm that the application is written correctly and the command is being used correctly.

---

## 2.93.35 19635

---

### malformed SCRAM message (expected character "=" for attribute "@1@")

[Description]

An error occurred during execution of the application or command.

[System Processing]

Processing will be aborted.

[Action]

Check the message text and confirm that the application is written correctly and the command is being used correctly.

---

## 2.93.36 19636

---

### could not generate nonce

[Description]

An error occurred during execution of the application or command.

[System Processing]

Processing will be aborted.

[Action]

Check the message text and confirm that the application is written correctly and the command is being used correctly.

## 2.93.37 19637

---

### invalid SCRAM response (nonce mismatch)

[Description]

An error occurred during execution of the application or command.

[System Processing]

Processing will be aborted.

[Action]

Check the message text and confirm that the application is written correctly and the command is being used correctly.

## 2.93.38 19638

---

### malformed SCRAM message (invalid iteration count)

[Description]

An error occurred during execution of the application or command.

[System Processing]

Processing will be aborted.

[Action]

Check the message text and confirm that the application is written correctly and the command is being used correctly.

## 2.93.39 19639

---

### malformed SCRAM message (garbage at end of server-first-message)

[Description]

An error occurred during execution of the application or command.

[System Processing]

Processing will be aborted.

[Action]

Check the message text and confirm that the application is written correctly and the command is being used correctly.

## 2.93.40 19640

---

### error received from server in SCRAM exchange: @1@

[Description]

An error occurred during execution of the application or command.

[System Processing]

Processing will be aborted.

[Action]

Check the message text and confirm that the application is written correctly and the command is being used correctly.

---

## 2.93.41 19641

---

### malformed SCRAM message (garbage at end of server-final-message)

[Description]

An error occurred during execution of the application or command.

[System Processing]

Processing will be aborted.

[Action]

Check the message text and confirm that the application is written correctly and the command is being used correctly.

---

## 2.93.42 19642

---

### malformed SCRAM message (invalid server signature)

[Description]

An error occurred during execution of the application or command.

[System Processing]

Processing will be aborted.

[Action]

Check the message text and confirm that the application is written correctly and the command is being used correctly.

---

## 2.93.43 19643

---

### out of memory allocating SSPI buffer (@1@)

[Description]

An error occurred during execution of the application or command.

[System Processing]

Processing will be aborted.

[Action]

Check the message text and confirm that the application is written correctly and the command is being used correctly.

---

## 2.93.44 19644

---

### duplicate SSPI authentication request

[Description]

An error occurred during execution of the application or command.

[System Processing]

Processing will be aborted.

[Action]

Check the message text and confirm that the application is written correctly and the command is being used correctly.

## 2.93.45 19645

---

### duplicate SASL authentication request

[Description]

An error occurred during execution of the application or command.

[System Processing]

Processing will be aborted.

[Action]

Check the message text and confirm that the application is written correctly and the command is being used correctly.

## 2.93.46 19646

---

### none of the server's SASL authentication mechanisms are supported

[Description]

An error occurred during execution of the application or command.

[System Processing]

Processing will be aborted.

[Action]

Check the message text and confirm that the application is written correctly and the command is being used correctly.

## 2.93.47 19647

---

### out of memory allocating SASL buffer (@1@)

[Description]

An error occurred during execution of the application or command.

[System Processing]

Processing will be aborted.

[Action]

Check the message text and confirm that the application is written correctly and the command is being used correctly.

## 2.93.48 19648

---

### AuthenticationSASLFinal received from server, but SASL authentication was not completed

[Description]

An error occurred during execution of the application or command.

[System Processing]

Processing will be aborted.

[Action]

Check the message text and confirm that the application is written correctly and the command is being used correctly.



## 2.93.49 19649

---

### unexpected shape of result set returned for SHOW

#### [Description]

An error occurred during execution of the application or command.

#### [System Processing]

Processing will be aborted.

#### [Action]

Check the message text and confirm that the application is written correctly and the command is being used correctly.

## 2.93.50 19650

---

### password\_encryption value too long

#### [Description]

An error occurred during execution of the application or command.

#### [System Processing]

Processing will be aborted.

#### [Action]

Check the message text and confirm that the application is written correctly and the command is being used correctly.

## 2.93.51 19651

---

### unrecognized password encryption algorithm "@1@"

#### [Description]

An error occurred during execution of the application or command.

#### [System Processing]

Processing will be aborted.

#### [Action]

Check the message text and confirm that the application is written correctly and the command is being used correctly.

## 2.93.52 19652

---

### could not match @1@ host names to @2@ hostaddrs

#### [Description]

An error occurred during execution of the application or command.

#### [System Processing]

Processing will be aborted.

#### [Action]

Check the message text and confirm that the application is written correctly and the command is being used correctly.

## 2.93.53 19653

---

---

### could not match @1@ port numbers to @2@ hosts

[Description]

An error occurred during execution of the application or command.

[System Processing]

Processing will be aborted.

[Action]

Check the message text and confirm that the application is written correctly and the command is being used correctly.

---

## 2.93.54 19654

---

### invalid target\_session\_attrs value: "@1@"

[Description]

An error occurred during execution of the application or command.

[System Processing]

Processing will be aborted.

[Action]

Check the message text and confirm that the application is written correctly and the command is being used correctly.

---

## 2.93.55 19655

---

### invalid target\_server value: "@1@"

[Description]

An error occurred during execution of the application or command.

[System Processing]

Processing will be aborted.

[Action]

Check the message text and confirm that the application is written correctly and the command is being used correctly.

---

## 2.93.56 19656

---

### could not parse network address "@1@": @2@

[Description]

An error occurred during execution of the application or command.

[System Processing]

Processing will be aborted.

[Action]

Check the message text and confirm that the application is written correctly and the command is being used correctly.

---

## 2.93.57 19657

---

### PGresult cannot support more than INT\_MAX tuples

[Description]

An error occurred during execution of the application or command.

[System Processing]

Processing will be aborted.

[Action]

Check the message text and confirm that the application is written correctly and the command is being used correctly.

---

## 2.93.58 19658

---

### size\_t overflow

[Description]

An error occurred during execution of the application or command.

[System Processing]

Processing will be aborted.

[Action]

Check the message text and confirm that the application is written correctly and the command is being used correctly.

---

## 2.93.59 19659

---

### cannot pass more than @1@ arguments to a function

[Description]

An error occurred during execution of the application or command.

[System Processing]

Processing will be aborted.

[Action]

Check the message text and confirm that the application is written correctly and the command is being used correctly.

---

## 2.93.60 19660

---

### set-valued function called in context that cannot accept a set

[Description]

An error occurred during execution of the application or command.

[System Processing]

Processing will be aborted.

[Action]

Check the message text and confirm that the application is written correctly and the command is being used correctly.

---

## 2.93.61 19661

---

### More details may be available in the server log.

[Description]

An error occurred during execution of the application or command.

[System Processing]

Processing will be aborted.

[Action]

Check the message text and confirm that the application is written correctly and the command is being used correctly.

## 2.93.62 19662

---

### **Kill all remaining database processes and restart the database.**

[Description]

An error occurred during execution of the application or command.

[System Processing]

Processing will be aborted.

[Action]

Check the message text and confirm that the application is written correctly and the command is being used correctly.

## 2.93.63 19663

---

### **deadlock detected**

[Description]

An error occurred during execution of the application or command.

[System Processing]

Processing will be aborted.

[Action]

Check the message text and confirm that the application is written correctly and the command is being used correctly.

## 2.93.64 19664

---

### **VCI parallel execution is blocked by other operation.**

[Description]

An error occurred during execution of the application or command.

[System Processing]

Processing will be aborted.

[Action]

Check the message text and confirm that the application is written correctly and the command is being used correctly.

## 2.93.65 19665

---

### **not enough maximum share memory for parallel query (@1@ bytes requested)**

[Description]

An error occurred during execution of the application or command.

[System Processing]

Processing will be aborted.

[Action]

Check the message text and confirm that the application is written correctly and the command is being used correctly.

## 2.93.66 19666

---

**You possibly need to raise the configuration parameter "vci.shared\_work\_mem" value to be at least @1@kB.**

[Description]

An error occurred during execution of the application or command.

[System Processing]

Processing will be aborted.

[Action]

Check the message text and confirm that the application is written correctly and the command is being used correctly.

## 2.93.67 19667

---

**You may need to increase max\_worker\_processes.**

[Description]

An error occurred during execution of the application or command.

[System Processing]

Processing will be aborted.

[Action]

Check the message text and confirm that the application is written correctly and the command is being used correctly.

## 2.93.68 19669

---

**Failed on request of size @1@.**

[Description]

Supplementary information was output.

[System Processing]

None.

[Action]

Refer to this message together with the message that was output immediately beforehand.

## 2.93.69 19670

---

**failed to shm\_open()**

[Description]

An error occurred during execution of the application or command.

[System Processing]

Processing will be aborted.

[Action]

Check the message text and confirm that the application is written correctly and the command is being used correctly.

## 2.93.70 19671

---

### could not open file "@1@": @2@

[Description]

Supplementary information was output.

[System Processing]

None.

[Action]

Refer to this message together with the message that was output immediately beforehand.

## 2.93.71 19672

---

### could not get handle of the kernel module : error code @1@

[Description]

An error occurred during execution of the application or command.

[System Processing]

Processing will be aborted.

[Action]

Check the message text and confirm that the application is written correctly and the command is being used correctly.

## 2.93.72 19673

---

### the relation is not exist

[Description]

An error occurred during execution of the application or command.

[System Processing]

Processing will be aborted.

[Action]

Check the message text and confirm that the application is written correctly and the command is being used correctly.

## 2.93.73 19674

---

### access method "@1@" does not work with partitioned tables

[Description]

An error occurred during execution of the application or command.

[System Processing]

Processing will be aborted.

[Action]

Check the message text and confirm that the application is written correctly and the command is being used correctly.

## 2.93.74 19675

---

### The "vci\_column\_ids" option cannot be used without "ctid" column

[Description]

An error occurred during execution of the application or command.

[System Processing]

Processing will be aborted.

[Action]

Check the message text and confirm that the application is written correctly and the command is being used correctly.

## 2.93.75 19676

---

### VCI failed to catch up with dropped columns in table

[Description]

An error occurred during execution of the application or command.

[System Processing]

Processing will be aborted.

[Action]

Check the message text and confirm that the application is written correctly and the command is being used correctly.

## 2.93.76 19677

---

### Automatically recreated "CREATE INDEX" is corrupt. Please recreate VCI by "vci\_create()" function.

[Description]

An error occurred during execution of the application or command.

[System Processing]

Processing will be aborted.

[Action]

Check the message text and confirm that the application is written correctly and the command is being used correctly.

## 2.93.77 19688

---

### compress method must be defined when leaf type is different from input type

[Description]

compress method is not defined.

[System Processing]

Processing will be aborted.

[Action]

Check the message text and confirm that the application is written correctly and the command is being used correctly.

## 2.93.78 19689

---

---

**WAL segment size must be a power of two between 1 MB and 1 GB, but the control file specifies @1 @ byte****[Description]**

Control file specifies WAL segment size is wrong, may be the control file is corrupted?

**[System Processing]**

Processing will be aborted.

**[Action]**

Check the message text and confirm that the application is written correctly and the command is being used correctly.

---

**2.93.79 19690**

---

**"min\_wal\_size" must be at least twice "wal\_segment\_size"****[Description]**

The GUC parameter of min\_wal\_size must be at least twice the size of the wal\_segment\_size

**[System Processing]**

Processing will be aborted.

**[Action]**

Check the message text and confirm that the application is written correctly and the command is being used correctly.

---

**2.93.80 19691**

---

**"max\_wal\_size" must be at least twice "wal\_segment\_size"****[Description]**

The GUC parameter of max\_wal\_size must be at least twice the size of the wal\_segment\_size

**[System Processing]**

Processing will be aborted.

**[Action]**

Check the message text and confirm that the application is written correctly and the command is being used correctly.

---

**2.93.81 19692**

---

**-X requires a power of two value between 1 MB and 1 GB****[Description]**

Specified WAL segment size must be power of two and it should be between 1MB and 1GB

**[System Processing]**

Processing will be aborted.

**[Action]**

Check the message text and confirm that the application is written correctly and the command is being used correctly.

---

**2.93.82 19693**

---

**parameter "@1@" must be READ\_ONLY, SHAREABLE, or READ\_WRITE**



[Description]

The value of aggregate function `aggfinalmodify` or `aggmfinalmodify` values must not be other than the above listed.

[System Processing]

Processing will be aborted.

[Action]

Check the message text and confirm that the application is written correctly and the command is being used correctly.

## 2.93.83 19694

---

### including column does not support an operator class

[Description]

Create index with including column doesn't support operator class.

[System Processing]

Processing will be aborted.

[Action]

Check the message text and confirm that the application is written correctly and the command is being used correctly.

## 2.93.84 19695

---

### column "@1@" cannot be used in statistics because its type @2@ has no default btree operator class

[Description]

When creating statistics, the column's type must have default btree operator class.

[System Processing]

Processing will be aborted.

[Action]

Check the message text and confirm that the application is written correctly and the command is being used correctly.

## 2.93.85 19696

---

### could not connect to publisher when attempting to drop the replication slot "@1@"

[Description]

When dropping a subscription that is associated with a replication slot on the remote host (the normal state), `DROP SUBSCRIPTION` will connect to the remote host and try to drop the replication slot as part of its operation. This is necessary so that the resources allocated for the subscription on the remote host are released. If this fails, either because the remote host is not reachable or because the remote replication slot cannot be dropped or does not exist or never existed, the `DROP SUBSCRIPTION` command will fail.

[System Processing]

Processing will be aborted.

[Action]

Check the message text and confirm that the application is written correctly and the command is being used correctly.

## 2.93.86 19697

---

### cannot refer to non-index column by number

[Description]

We allow referencing columns by numbers only for indexes, since table column numbers could contain gaps if columns are later dropped.

[System Processing]

Processing will be aborted.

[Action]

Check the message text and confirm that the application is written correctly and the command is being used correctly.

## 2.93.87 19698

---

### cannot use ONLY for foreign key on partitioned table "@1@" referencing relation "@2@"

[Description]

Using ONLY to add or drop a constraint on partitioned table is supported only when there are no partitions. Once partitions exist, using ONLY will result in an error as adding or dropping constraints only on the partitioned table, when partitions exist, is not supported.

[System Processing]

Processing will be aborted.

[Action]

Check the message text and confirm that the application is written correctly and the command is being used correctly.

## 2.94 Message Numbers Beginning with 19700

---

### 2.94.1 19701

---

#### unsupported SCRAM channel-binding type "@1@"

[Description]

The only channel binding type supported is tls-server-end-point.

[System Processing]

Processing will be aborted.

[Action]

Check the message text and confirm that the application is written correctly and the command is being used correctly.

### 2.94.2 19702

---

#### SCRAM channel binding check failed

[Description]

Compare the value sent by the client with the value expected by the server, if they are different, then SCRAM channel binding check fails.

[System Processing]

Processing will be aborted.

[Action]

Check the message text and confirm that the application is written correctly and the command is being used correctly.

## 2.94.3 19703

---

**User "@1@" has a password that cannot be used with MD5 authentication.**

[Description]

Incompatible password hash format.

[System Processing]

Processing will be aborted.

[Action]

Check the message text and confirm that the application is written correctly and the command is being used correctly.

## 2.94.4 19704

---

**RANGE with offset PRECEDING/FOLLOWING requires exactly one ORDER BY column**

[Description]

The number of order by clause is not one.

[System Processing]

Processing will be aborted.

[Action]

Check the message text and confirm that the application is written correctly and the command is being used correctly.

## 2.94.5 19705

---

**RANGE with offset PRECEDING/FOLLOWING is not supported for column type @1@**

[Description]

The column type can't be used in RANGE with offset PRECEDING/FOLLOWING.

[System Processing]

Processing will be aborted.

[Action]

Check the message text and confirm that the application is written correctly and the command is being used correctly.

## 2.94.6 19706

---

**a hash-partitioned table may not have a default partition**

[Description]

Partition table may not be a default partition if the partitioned table have hash type partition.

[System Processing]

Processing will be aborted.

[Action]

Check the message text and confirm that the application is written correctly and the command is being used correctly.

## 2.94.7 19707

---

---

### every hash partition modulus must be a factor of the next larger modulus

#### [Description]

Check the rule that every modulus must be a factor of the next larger modulus. For example, if you have a bunch of partitions that all have modulus 5, you can add a new partition with modulus 10 or a new partition with modulus 15, but you cannot add both a partition with modulus 10 and a partition with modulus 15, because 10 is not a factor of 15.

#### [System Processing]

Processing will be aborted.

#### [Action]

Check the message text and confirm that the application is written correctly and the command is being used correctly.

---

## 2.94.8 19708

---

### remainder for hash partition must be a non-negative integer

#### [Description]

Sanity check remainder.

#### [System Processing]

Processing will be aborted.

#### [Action]

Check the message text and confirm that the application is written correctly and the command is being used correctly.

---

## 2.94.9 19709

---

### column @1@ of the partition key has type "@2@", but supplied value is of type "@3@"

#### [Description]

Partition key column type and given value type should match

#### [System Processing]

Processing will be aborted.

#### [Action]

Check the message text and confirm that the application is written correctly and the command is being used correctly.

---

## 2.94.10 19710

---

### %lld total checksum verification failure

#### [Description]

By default, checksums are verified and checksum failures are reported for any possible page corruptions

#### [System Processing]

Continues processing.

#### [Action]

Check the message text and confirm that the event indicated in supplementary information reported by the system is a planned event.

---

## 2.94.11 19711

---

### checksum verification failure during base backup

[Description]

By default, checksums are verified and checksum failures are reported for any possible page corruptions

[System Processing]

Continues processing.

[Action]

Check the message text and confirm that the event indicated in supplementary information reported by the system is a planned event.

---

## 2.94.12 19712

---

### could not verify checksum in file "@1@", block @2@: read buffer size @3@ and page size @4@ differ

[Description]

The checksums are verified at block level, so we iterate over the buffer in chunks of BLCKSZ, after making sure that TAR\_SEND\_SIZE/buf is divisible by BLCKSZ.

[System Processing]

Continues processing.

[Action]

Check the message text and confirm that the event indicated in supplementary information reported by the system is a planned event.

---

## 2.94.13 19713

---

### logical replication worker slot @1@ is already used by another worker, cannot attach

[Description]

Another worker occupied the logical replication worker slot.

[System Processing]

Processing will be aborted.

[Action]

Check the message text and confirm that the application is written correctly and the command is being used correctly.

---

## 2.94.14 19714

---

### logical replication target relation "@1@.@2@" is missing some replicated columns

[Description]

Local relation does not have some of the columns that are logically replicated from remote relation

[System Processing]

Processing will be aborted.

[Action]

Check the message text and confirm that the application is written correctly and the command is being used correctly.

---

## 2.94.15 19715

---

### logical replication target relation "@1@.@2@" uses system columns in REPLICA IDENTITY index

[Description]

Logical replication target relation uses some of the system columns to identify rows which are updated or deleted.

[System Processing]

Processing will be aborted.

[Action]

Usage of system columns for REPLICATION IDENTITY should be avoided as these data vary across databases.

## 2.94.16 19716

---

**publisher did not send replica identity column expected by the logical replication target relation "@1@.@2@"**

[Description]

The logical replication relation is not updatable. Replica identity index and primary key are not defined.

[System Processing]

Processing will be aborted.

[Action]

Check the message text and confirm that the application is written correctly and the command is being used correctly.

## 2.94.17 19717

---

**logical replication target relation "@1@.@2@" has neither REPLICATION IDENTITY index nor PRIMARY KEY and published relation does not have REPLICATION IDENTITY FULL**

[Description]

The logical replication relation is not updatable.

[System Processing]

Processing will be aborted.

[Action]

Check the message text and confirm that the application is written correctly and the command is being used correctly.

## 2.94.18 19718

---

**logical replication apply worker for subscription @1@ will not start because the subscription was removed during startup**

[Description]

Subscription to which the logical replication apply worker is been assigned is already removed.

[System Processing]

Processing will be aborted.

[Action]

Check the message text and confirm that the application is written correctly and the command is being used correctly.

## 2.94.19 19719

---

**replication slot "@1@" cannot be advanced**

[Description]

A slot whose restart\_lsn has never been reserved cannot be advanced.

[System Processing]

Processing will be aborted.

[Action]

Check the message text and confirm that the application is written correctly and the command is being used correctly.

## 2.94.20 19720

---

### cannot advance replication slot to @1@/@2@, minimum is @3@/@4@

[Description]

Data older than minimum is not available anymore. Check if the slot is not moving backwards.

[System Processing]

Processing will be aborted.

[Action]

Check the message text and confirm that the application is written correctly and the command is being used correctly.

## 2.94.21 19721

---

### @1@ must not be called inside a transaction

[Description]

When creating a new replication slot, it is not allowed to put CREATE\_REPLICATION\_SLOT and EXPORT\_SNAPSHOT in a transAction.

[System Processing]

Processing will be aborted.

[Action]

Check the message text and confirm that the application is written correctly and the command is being used correctly.

## 2.94.22 19722

---

### @1@ must be called inside a transaction

[Description]

When creating a new replication slot, we must put CREATE\_REPLICATION\_SLOT and USE\_SNAPSHOT in a transAction.

[System Processing]

Processing will be aborted.

[Action]

Check the message text and confirm that the application is written correctly and the command is being used correctly.

## 2.94.23 19723

---

### @1@ must be called in REPEATABLE READ isolation mode transaction

[Description]

When creating a new replication slot, we must put CREATE\_REPLICATION\_SLOT and USE\_SNAPSHOT in REPEATABLE READ isolation mode transAction.

[System Processing]

Processing will be aborted.

[Action]

Check the message text and confirm that the application is written correctly and the command is being used correctly.

## 2.94.24 19724

---

### CREATE\_REPLICATION\_SLOT ... USE\_SNAPSHOT must be called before any query

[Description]

When creating a new replication slot, we must call CREATE\_REPLICATION\_SLOT ... USE\_SNAPSHOT before any query.

[System Processing]

Processing will be aborted.

[Action]

Check the message text and confirm that the application is written correctly and the command is being used correctly.

## 2.94.25 19725

---

### @1@ must not be called in a subtransaction

[Description]

When creating a new replication slot, we must not put CREATE\_REPLICATION\_SLOT and USE\_SNAPSHOT in a subtransAction.

[System Processing]

Processing will be aborted.

[Action]

Check the message text and confirm that the application is written correctly and the command is being used correctly.

## 2.94.26 19726

---

### wrong flag type, only arrays and scalars are allowed

[Description]

Jasbonb flag type support arrays and scalars only.

[System Processing]

Processing will be aborted.

[Action]

Check the message text and confirm that the application is written correctly and the command is being used correctly.

## 2.94.27 19728

---

### cannot perform transaction commands inside a cursor loop that is not read-only



[Description]

Doing transAction control, especially abort, inside a cursor loop that is not read-only, for example using UPDATE RETURNING, has weird semantics issues.

[System Processing]

Processing will be aborted.

[Action]

Check the message text and confirm that the application is written correctly and the command is being used correctly.

## 2.94.28 19729

---

**@1@: argument of --wal-segsize must be a power of 2 between 1 and 1024**

[Description]

The input parameter WAL segment size is wrong.

[System Processing]

Processing will be aborted.

[Action]

Check the message text and confirm that the application is written correctly and the command is being used correctly.

## 2.94.29 19730

---

**@1@: checksum error occurred**

[Description]

When basebackup, checksum error occurred.

[System Processing]

Processing will be aborted.

[Action]

Check the message text and confirm that the application is written correctly and the command is being used correctly.

## 2.94.30 19731

---

**--create-slot and --no-slot are incompatible options**

[Description]

The input parameter in invalid.

[System Processing]

Processing will be aborted.

[Action]

Check the message text and confirm that the application is written correctly and the command is being used correctly.

## 2.94.31 19732

---

**WAL segment size must be a power of two between 1 MB and 1 GB, but the remote server reported a value of @1@ byte**

[Description]

The WAL segment size is invalid.

[System Processing]

Processing will be aborted.

[Action]

Check the message text and confirm that the application is written correctly and the command is being used correctly.

## 2.94.32 19733

---

**@1@: could not open process token: error code @2@**

[Description]

Most Windows targets make DWORD a 32-bit unsigned long, but in case it doesn't cast DWORD before printing.

[System Processing]

Processing will be aborted.

[Action]

Check the message text and confirm that the application is written correctly and the command is being used correctly.

## 2.94.33 19734

---

**@1@: could not allocate SIDs: error code @2@**

[Description]

Calling AllocateAndInitializeSid failed.

[System Processing]

Processing will be aborted.

[Action]

Check the message text and confirm that the application is written correctly and the command is being used correctly.

## 2.94.34 19735

---

**@1@: could not create restricted token: error code @2@**

[Description]

Calling \_CreateRestrictedToken failed.

[System Processing]

Processing will be aborted.

[Action]

Check the message text and confirm that the application is written correctly and the command is being used correctly.

## 2.94.35 19736

---

**@1@: could not start process for command "@2@": error code @3@**

[Description]

Calling CreateProcessAsUser failed.

[System Processing]

Processing will be aborted.

[Action]

Check the message text and confirm that the application is written correctly and the command is being used correctly.

## 2.94.36 19737

---

**@1@: could not re-execute with restricted token: error code @2@**

[Description]

Calling CreateRestrictedProcess failed.

[System Processing]

Processing will be aborted.

[Action]

Check the message text and confirm that the application is written correctly and the command is being used correctly.

## 2.94.37 19738

---

**@1@: could not get exit code from subprocess: error code @2@**

[Description]

Calling GetExitCodeProcess failed.

[System Processing]

Processing will be aborted.

[Action]

Check the message text and confirm that the application is written correctly and the command is being used correctly.

## 2.94.38 19739

---

**@1@: invalid argument for option @2@**

[Description]

The input argument for option is invalid.

[System Processing]

Processing will be aborted.

[Action]

Check the message text and confirm that the application is written correctly and the command is being used correctly.

## 2.94.39 19740

---

**@1@: transaction ID epoch (-e) must not be -1**

[Description]

The input parameter for option is invalid.

[System Processing]

Processing will be aborted.

[Action]

Check the message text and confirm that the application is written correctly and the command is being used correctly.

## 2.94.40 19741

---

### @1@: transaction ID (-x) must not be 0

[Description]

The input parameter for option is invalid.

[System Processing]

Processing will be aborted.

[Action]

Check the message text and confirm that the application is written correctly and the command is being used correctly.

## 2.94.41 19742

---

### @1@: transaction ID (-c) must be either 0 or greater than or equal to 2

[Description]

The input parameter for option is invalid.

[System Processing]

Processing will be aborted.

[Action]

Check the message text and confirm that the application is written correctly and the command is being used correctly.

## 2.94.42 19743

---

### @1@: OID (-o) must not be 0

[Description]

The input parameter for option is invalid.

[System Processing]

Processing will be aborted.

[Action]

Check the message text and confirm that the application is written correctly and the command is being used correctly.

## 2.94.43 19744

---

### @1@: multitransaction ID (-m) must not be 0

[Description]

The input parameter for option is invalid.

[System Processing]

Processing will be aborted.

[Action]

Check the message text and confirm that the application is written correctly and the command is being used correctly.

## 2.94.44 19745

---

**@1@: oldest multitransaction ID (-m) must not be 0**

[Description]

The input parameter for option is invalid.

[System Processing]

Processing will be aborted.

[Action]

Check the message text and confirm that the application is written correctly and the command is being used correctly.

## 2.94.45 19746

---

**@1@: multitransaction offset (-O) must not be -1**

[Description]

The input parameter for option is invalid.

[System Processing]

Processing will be aborted.

[Action]

Check the message text and confirm that the application is written correctly and the command is being used correctly.

## 2.94.46 19747

---

**@1@: argument of --wal-segsize must be a power of 2 between 1 and 1024**

[Description]

The input parameter for option is invalid.

[System Processing]

Processing will be aborted.

[Action]

Check the message text and confirm that the application is written correctly and the command is being used correctly.

## 2.94.47 19748

---

**@1@: too many command-line arguments (first is "@2@")**

[Description]

The input parameters are too many.

[System Processing]

Processing will be aborted.

[Action]

Check the message text and confirm that the application is written correctly and the command is being used correctly.

## 2.94.48 19749

---

---

**@1@: no data directory specified****[Description]**

Data directory must be specified.

**[System Processing]**

Processing will be aborted.

**[Action]**

Check the message text and confirm that the application is written correctly and the command is being used correctly.

---

**2.94.49 19750**

---

**@1@: cannot be executed by "root"****[Description]**

Don't allow to be run by root, to avoid overwriting the ownership of files in the data directory. Check is made only for root as any other user won't have sufficient permissions to modify files in the data directory.

**[System Processing]**

Processing will be aborted.

**[Action]**

Check the message text and confirm that the application is written correctly and the command is being used correctly.

---

**2.94.50 19751**

---

**You must run @1@ as the PostgreSQL superuser.****[Description]**

Don't allow to be run by root, to avoid overwriting the ownership of files in the data directory. We need only check for root any other user won't have sufficient permissions to modify files in the data directory.

**[System Processing]**

Processing will be aborted.

**[Action]**

Check the message text and confirm that the application is written correctly and the command is being used correctly.

---

**2.94.51 19752**

---

**@1@: could not change directory to "@2@": @3@****[Description]**

Change directory failed.

**[System Processing]**

Processing will be aborted.

**[Action]**

Check the message text and confirm that the application is written correctly and the command is being used correctly.

---

**2.94.52 19753**

---

**@1@: could not open file "@2@" for reading: @3@**

[Description]

Open file for reading failed.

[System Processing]

Processing will be aborted.

[Action]

Check the message text and confirm that the application is written correctly and the command is being used correctly.

---

## 2.94.53 19754

---

**@1@: lock file "@2@" existsIs a server running? If not, delete the lock file and try again.**

[Description]

An error occurred.

[System Processing]

Processing will be aborted.

[Action]

Check the message text and confirm that the application is written correctly and the command is being used correctly.

---

## 2.94.54 19755

---

**@1@: could not read file "@2@": @3@**

[Description]

Reading file failed.

[System Processing]

Processing will be aborted.

[Action]

Check the message text and confirm that the application is written correctly and the command is being used correctly.

---

## 2.94.55 19756

---

**@1@: data directory is of wrong versionFile "@2@" contains "@3@", which is not compatible with this program's version "@4@".**

[Description]

The version of the data directory must be same with the program's version.

[System Processing]

Processing will be aborted.

[Action]

Check the message text and confirm that the application is written correctly and the command is being used correctly.

---

## 2.94.56 19757

---

**If you are sure the data directory path is correct, execute touch @1@and try again.**

[Description]

If pg\_control is not there at all, or can't be read, the odds are that wrong DataDir path is been handed. User can do "touch pg\_control" to force us to proceed.

[System Processing]

Processing will be aborted.

[Action]

Check the message text and confirm that the application is written correctly and the command is being used correctly.

---

## 2.94.57 19758

---

**@1@: pg\_control exists but has invalid CRC; proceed with caution**

[Description]

We will use the data but treat it as guessed.

[System Processing]

Processing will continue.

[Action]

Check the message text and confirm that the application is written correctly and the command is being used correctly.

---

## 2.94.58 19759

---

**@1@: pg\_control specifies invalid WAL segment size (@2@ byte); proceed with caution**

[Description]

if WAL segment size is not valid. WAL segment size must be a power of two between 1 MB and 1 GB.

[System Processing]

Processing will proceed.

[Action]

Check the message text and confirm that the application is written correctly and the command is being used correctly.

---

## 2.94.59 19760

---

**@1@: could not create pg\_control file: @2@**

[Description]

Create pg\_control file failed.

[System Processing]

Processing will be aborted.

[Action]

Check the message text and confirm that the application is written correctly and the command is being used correctly.

---

## 2.94.60 19761

---

**@1@: could not write pg\_control file: @2@**



[Description]

There can be not enough disk space.

[System Processing]

Processing will be aborted.

[Action]

Check the message text and confirm that the application is written correctly and the command is being used correctly.

## 2.94.61 19762

---

**@1@: fsync error: @2@**

[Description]

The return value of fsync is not zero.

[System Processing]

Processing will be aborted.

[Action]

Check the message text and confirm that the application is written correctly and the command is being used correctly.

## 2.94.62 19763

---

**could not open directory "@1@": @2@**

[Description]

Open directory failed.

[System Processing]

Processing will be aborted.

[Action]

Check the message text and confirm that the application is written correctly and the command is being used correctly.

## 2.94.63 19764

---

**@1@: could not read directory "@2@": @3@**

[Description]

read directory failed.

[System Processing]

Processing will be aborted.

[Action]

Check the message text and confirm that the application is written correctly and the command is being used correctly.

## 2.94.64 19765

---

**@1@: could not close directory "@2@": @3@**

[Description]

Close directory failed.

[System Processing]

Processing will be aborted.

[Action]

Check the message text and confirm that the application is written correctly and the command is being used correctly.

## 2.94.65 19766

---

**@1@: could not delete file "@2@": @3@**

[Description]

Delete file failed.

[System Processing]

Processing will be aborted.

[Action]

Check the message text and confirm that the application is written correctly and the command is being used correctly.

## 2.94.66 19767

---

**@1@: could not open file "@2@": @3@**

[Description]

Open file failed.

[System Processing]

Processing will be aborted.

[Action]

Check the message text and confirm that the application is written correctly and the command is being used correctly.

## 2.94.67 19768

---

**@1@: could not write file "@2@": @3@**

[Description]

There can be not enough disk space.

[System Processing]

Processing will be aborted.

[Action]

Check the message text and confirm that the application is written correctly and the command is being used correctly.

## 2.94.68 19769

---

**WAL segment size must be a power of two between 1 MB and 1 GB, but the control file specifies @1@ byte**

[Description]

WAL segment size is invalid.

[System Processing]

Processing will be aborted.

[Action]

Check the message text and confirm that the application is written correctly and the command is being used correctly.

## 2.94.69 19770

---

### Could not create thread for alarm

[Description]

Create thread for alarm failed.

[System Processing]

Processing will be aborted.

[Action]

Check the message text and confirm that the application is written correctly and the command is being used correctly.

## 2.94.70 19771

---

### could not open output file

[Description]

open output file failed.

[System Processing]

Processing will be aborted.

[Action]

Check the message text and confirm that the application is written correctly and the command is being used correctly.

## 2.94.71 19772

---

### write failed

[Description]

The return value is not same with expected value.

[System Processing]

Processing will be aborted.

[Action]

Check the message text and confirm that the application is written correctly and the command is being used correctly.

## 2.94.72 19773

---

### fsync failed

[Description]

The return value of fsync is not zero.

[System Processing]

Processing will be aborted.

[Action]

Check the message text and confirm that the application is written correctly and the command is being used correctly.

## 2.94.73 19774

---

### seek failed

#### [Description]

the return value of lseek is -1.

#### [System Processing]

Processing will be aborted.

#### [Action]

Check the message text and confirm that the application is written correctly and the command is being used correctly.

## 2.94.74 19775

---

### Detected clock going backwards in time.

#### [Description]

Current time is smaller than previous time.

#### [System Processing]

Processing will be aborted.

#### [Action]

Check the message text and confirm that the application is written correctly and the command is being used correctly.

## 2.94.75 19776

---

### Time warp: @1@ ms

#### [Description]

Current time is smaller than previous time, showing the difference.

#### [System Processing]

Processing will be aborted.

#### [Action]

Check the message text and confirm that the application is written correctly and the command is being used correctly.

## 2.94.76 19777

---

### template0 must not allow connections, i.e. its pg\_database.datallowconn must be false

#### [Description]

avoid restore failure when pg\_dumpall tries to create template0

#### [System Processing]

Processing will be aborted.

#### [Action]

Check the message text and confirm that the application is written correctly and the command is being used correctly.

## 2.94.77 19778

---

---

**All non-template0 databases must allow connections, i.e. their pg\_database.datallowconn must be true**

[Description]

avoid datallowconn == false databases from being skipped on restore

[System Processing]

Processing will be aborted.

[Action]

Check the message text and confirm that the application is written correctly and the command is being used correctly.

---

## 2.94.78 19779

---

**The source cluster was shut down while in recovery mode. To upgrade, use "rsync" as documented or shut it down as a primary.**

[Description]

we check here that the server was shut down cleanly from the controldata perspective.

[System Processing]

Processing will be aborted.

[Action]

Check the message text and confirm that the application is written correctly and the command is being used correctly.

---

## 2.94.79 19780

---

**The target cluster was shut down while in recovery mode. To upgrade, use "rsync" as documented or shut it down as a primary.**

[Description]

Clean server shut down is checked from the controldata perspective.

[System Processing]

Processing will be aborted.

[Action]

Check the message text and confirm that the application is written correctly and the command is being used correctly.

---

## 2.94.80 19781

---

**Consult the last few lines of "@1@" or "@2@" for the probable cause of the failure.**

[Description]

check the last few lines.

[System Processing]

Processing will be aborted.

[Action]

Check the message text and confirm that the application is written correctly and the command is being used correctly.

---

## 2.94.81 19782

---

**Consult the last few lines of "@1@" for the probable cause of the failure.**

[Description]

check the last few lines.

[System Processing]

Processing will be aborted.

[Action]

Check the message text and confirm that the application is written correctly and the command is being used correctly.

## **2.94.82 19783**

---

**could not create hard link between old and new data directories: @1@In link mode the old and new data directories must be on the same file system.**

[Description]

link file failed.

[System Processing]

Processing will be aborted.

[Action]

Check the message text and confirm that the application is written correctly and the command is being used correctly.

## **2.94.83 19784**

---

**Your installation references loadable libraries that are missing from the new installation. You can add these libraries to the new installation, or remove the functions using them from the old installation. A list of problem libraries is in the file: @1@**

[Description]

Some of the libraries required by the new installation is missing. Check that the new cluster contains all required libraries.

[System Processing]

Processing will be aborted.

[Action]

Check the message text and confirm that the application is written correctly and the command is being used correctly.

## **2.94.84 19785**

---

**You must identify the directory where the @1@. Please use the @2@ command-line option or the @3@ environment variable.**

[Description]

getenv failed.

[System Processing]

Processing will be aborted.

[Action]

Check the message text and confirm that the application is written correctly and the command is being used correctly.

## 2.94.85 19786

---

**There seems to be a postmaster servicing the old cluster.Please shutdown that postmaster and try again.**

[Description]

If we have a postmaster.pid file in old cluster, try to start the server. If it doesn't start, assume the server is running.

[System Processing]

Processing will be aborted.

[Action]

Check the message text and confirm that the application is written correctly and the command is being used correctly.

## 2.94.86 19787

---

**There seems to be a postmaster servicing the new cluster.Please shutdown that postmaster and try again.**

[Description]

If we have a postmaster.pid file in new cluster, try to start the server. If it doesn't start, assume the server is running.

[System Processing]

Processing will be aborted.

[Action]

Check the message text and confirm that the application is written correctly and the command is being used correctly.

## 2.94.87 19788

---

**could not connect to source postmaster started with the command:@1@**

[Description]

pg\_ctl failed, If connection reason is found then connection will be re-attempted.

[System Processing]

Processing will be aborted.

[Action]

Check the message text and confirm that the application is written correctly and the command is being used correctly.

## 2.94.88 19789

---

**could not connect to target postmaster started with the command:@1@**

[Description]

pg\_ctl failed, If connection reason is found then connection will be re-attempted.

[System Processing]

Processing will be aborted.

[Action]

Check the message text and confirm that the application is written correctly and the command is being used correctly.

## 2.94.89 19790

---

---

## Cannot upgrade to/from the same system catalog version when using tablespaces.

### [Description]

The directories of old cluster and new cluster should be different.

### [System Processing]

Processing will be aborted.

### [Action]

Check the message text and confirm that the application is written correctly and the command is being used correctly.

---

## 2.94.90 19791

---

### @1@: could not read block @2@ in file "@3@": read @4@ of @5@

### [Description]

The return value of read is not BLCKSZ.

### [System Processing]

Processing will be aborted.

### [Action]

Check the message text and confirm that the application is written correctly and the command is being used correctly.

---

## 2.94.91 19792

---

### checksum verification failed in file "@1@", block @2@: calculated checksum @3@ but block contains @4@

### [Description]

The calculated checksum is different from the checksum that was saved in the block.

### [System Processing]

Processing will be aborted.

### [Action]

Check the message text and confirm that the application is written correctly and the command is being used correctly.

---

## 2.94.92 19793

---

### checksums verified in file "@1@"

### [Description]

List of files verified for checksum is listed.

### [System Processing]

Continues processing.

### [Action]

Check the message text and confirm that the application is written correctly and the command is being used correctly.

---

## 2.94.93 19794

---

### invalid segment number @1@ in file name "@2@"



[Description]

The segment number is zero.

[System Processing]

Processing will be aborted.

[Action]

Check the message text and confirm that the application is written correctly and the command is being used correctly.

## 2.94.94 19795

---

### invalid filenode specification, must be numeric: @1@

[Description]

relfilenode is zero.

[System Processing]

Processing will be aborted.

[Action]

Check the message text and confirm that the application is written correctly and the command is being used correctly.

## 2.94.95 19796

---

### pg\_control CRC value is incorrect

[Description]

CRC check failed.

[System Processing]

Processing will be aborted.

[Action]

Check the message text and confirm that the application is written correctly and the command is being used correctly.

## 2.94.96 19797

---

### cluster must be shut down

[Description]

The state of the cluster must be DB\_SHUTDOWNED or DB\_SHUTDOWNED\_IN\_RECOVERY.

[System Processing]

Processing will be aborted.

[Action]

Check the message text and confirm that the application is written correctly and the command is being used correctly.

## 2.94.97 19798

---

### data checksums are not enabled in cluster

[Description]

data checksum version is zero.

[System Processing]

Processing will be aborted.

[Action]

Check the message text and confirm that the application is written correctly and the command is being used correctly.

## 2.94.98 19799

---

**WAL segment size must be a power of two between 1 MB and 1 GB, but the WAL file "@1@" header specifies @2@ byte**

[Description]

Specified WAL segment size is must be power of two and it should be between 1MB and 1GB

[System Processing]

Processing will be aborted.

[Action]

Check the message text and confirm that the application is written correctly and the command is being used correctly.

## 2.95 Message Numbers Beginning with 19800

---

### 2.95.1 19800

---

**invalid value "@1@" for "@2@": integer expected**

[Description]

string is not recognized.

[System Processing]

Processing will be aborted.

[Action]

Check the message text and confirm that the application is written correctly and the command is being used correctly.

### 2.95.2 19801

---

**pointers to uvvarchar are not implemented**

[Description]

The length of the uvachar is not positive.

[System Processing]

Processing will be aborted.

[Action]

Check the message text and confirm that the application is written correctly and the command is being used correctly.

### 2.95.3 19802

---

**server offered SCRAM-SHA-256-PLUS authentication over a non-SSL connection**

[Description]

The server offered SCRAM-SHA-256-PLUS, but the connection is not SSL-encrypted. That's not sane.

[System Processing]

Processing will be aborted.

[Action]

Check the message text and confirm that the application is written correctly and the command is being used correctly.

## 2.95.4 19803

---

### **procedure parameter "@1@" is an output parameter but corresponding argument is not writable**

[Description]

The output parameter should be writable.

[System Processing]

Processing will be aborted.

[Action]

Check the message text and confirm that the application is written correctly and the command is being used correctly.

## 2.95.5 19804

---

### **procedure parameter @1@ is an output parameter but corresponding argument is not writable**

[Description]

The output parameter should be writable.

[System Processing]

Processing will be aborted.

[Action]

Check the message text and confirm that the application is written correctly and the command is being used correctly.

## 2.95.6 19805

---

### **function returning record called in context that cannot accept type record**

[Description]

The result type is not TYPEFUNC\_COMPOSITE.

[System Processing]

Processing will be aborted.

[Action]

Check the message text and confirm that the application is written correctly and the command is being used correctly.

## 2.95.7 19806

---

### **@1@: could not send replication command "@2@": @3@**

[Description]

An error occurred.

[System Processing]

Processing will be aborted.

[Action]

To investigate the cause of the occurrence from the message, and remove cause.

## 2.95.8 19807

---

**could not fetch WAL segment size: got @1@ rows and @2@ fields, expected @3@ rows and @4@ or more fields**

[Description]

The result number of show wal\_segment\_size is not one.

[System Processing]

Processing will be aborted.

[Action]

Check the message text and confirm that the application is written correctly and the command is being used correctly.

## 2.95.9 19808

---

**WAL segment size could not be parsed**

[Description]

The wal segment size is invalid.

[System Processing]

Processing will be aborted.

[Action]

Check the message text and confirm that the application is written correctly and the command is being used correctly.

## 2.95.10 19809

---

**WAL segment size must be a power of two between 1 MB and 1 GB, but the remote server reported a value of @1@ byte**

[Description]

The wal segment size is invalid.

[System Processing]

Processing will be aborted.

[Action]

Check the message text and confirm that the application is written correctly and the command is being used correctly.

## 2.95.11 19810

---

**@1@: WAL segment size must be a power of two between 1 MB and 1 GB, but the remote server reported a value of @2@ bytes**

[Description]

The wal segment size is invalid.

[System Processing]

Processing will be aborted.

[Action]

Check the message text and confirm that the application is written correctly and the command is being used correctly.

---

## 2.95.12 19811

---

**Whether to continue running after a failure to sync data files.**

[Description]

Terminated normally.

[System Processing]

Continues processing.

[Action]

No action required.

---

## 2.95.13 19815

---

**level number 77 could not be used in TYPEDEF statement**

[Description]

77 level variable is used in the TYPEDEF statement.

[System Processing]

Precompiling will be aborted.

[Action]

Change the level number.

---

## 2.95.14 19816

---

**level number 77 could not be used for group item**

[Description]

A group data item contains the 77 level variable.

[System Processing]

Precompiling will be aborted.

[Action]

Remove the variable from the group data item.

---

## 2.95.15 19817

---

**"VARYING" cannot have a level number greater than 48**

[Description]

Variables that have greater than 48 level have VARYING clause.

[System Processing]

Precompiling will be aborted.

[Action]

Remove "VARYNING" clause or change the level number.

## 2.95.16 19818

---

### cannot alter inherited column "@1@" of relation "@2@"

[Description]

An error occurred during execution of the application or command.

[System Processing]

Processing will be aborted.

[Action]

Check the message text and confirm that the application is written correctly and the command is being used correctly.

## 2.95.17 19819

---

### empty configuration file name: "@1@"

[Description]

An error occurred during execution of the application or command.

[System Processing]

Processing will be aborted.

[Action]

Check the message text and confirm that the application is written correctly and the command is being used correctly.

## 2.95.18 19820

---

### configuration file recursion in "@1@"

[Description]

An error occurred.

[System Processing]

Processing will be aborted.

[Action]

To investigate the cause of the occurrence from the message, and remove cause.

## 2.95.19 19821

---

### empty configuration directory name: "@1@"

[Description]

An error occurred during execution of the application or command.

[System Processing]

Processing will be aborted.

[Action]

Check the message text and confirm that the application is written correctly and the command is being used correctly.

## 2.95.20 19822

---

### no slot available for new worker process

[Description]

An error occurred.

[System Processing]

Processing will be aborted.

[Action]

To investigate the cause of the occurrence from the message, and remove cause.

## 2.95.21 19823

---

### could not read from file "@1@"

[Description]

An error occurred during I/O processing in the database server.

[System Processing]

Processing will be aborted.

[Action]

To investigate the cause of the occurrence from the message, and remove cause.

## 2.95.22 19824

---

### while setting parameter "@1@" to "@2@"

[Description]

Supplementary information was output.

[System Processing]

None.

[Action]

Refer to this message together with the message that was output immediately beforehand.

## 2.95.23 19825

---

### @1@: too many jobs for this platform -- try @2@

[Description]

An error occurred.

[System Processing]

Processing will be aborted.

[Action]

To investigate the cause of the occurrence from the message, and remove cause.

## 2.95.24 19826

---

---

### cannot PREPARE a transaction that has operated on temporary objects

[Description]

An error occurred during execution of the application or command.

[System Processing]

Processing will be aborted.

[Action]

Check the message text and confirm that the application is written correctly and the command is being used correctly.

---

## 2.95.25 19827

---

### cannot perform FREEZE on a partitioned table

[Description]

(Nothing)

[System Processing]

(Nothing)

[Action]

(Nothing)

---

## 2.95.26 19836

---

### waitpid() failed: @1@

[Description]

An error occurred during execution of the application or command.

[System Processing]

Processing will be aborted.

[Action]

Check the message text and confirm that the application is written correctly and the command is being used correctly.

---

## 2.95.27 19837

---

### child process exited abnormally: status @1@

[Description]

An error occurred during execution of the application or command.

[System Processing]

Processing will be aborted.

[Action]

Check the message text and confirm that the application is written correctly and the command is being used correctly.

---

## 2.95.28 19838

---

### XMLTABLE cannot cast a namespace node to a non-XML result type



[Description]

An error occurred during execution of the application or command.

[System Processing]

Processing will be aborted.

[Action]

Check the message text and confirm that the application is written correctly and the command is being used correctly.

## 2.95.29 19839

---

### cannot create foreign partition of partitioned table "@1@"

[Description]

An error occurred during execution of the application or command.

[System Processing]

Processing will be aborted.

[Action]

Check the message text and confirm that the application is written correctly and the command is being used correctly.

## 2.95.30 19840

---

### cannot attach foreign table "@1@" as partition of partitioned table "@2@"

[Description]

An error occurred during execution of the application or command.

[System Processing]

Processing will be aborted.

[Action]

Check the message text and confirm that the application is written correctly and the command is being used correctly.

## 2.95.31 19841

---

### could not determine row type for result of @1@

[Description]

The result row type cannot be determined.

[System Processing]

Processing will be aborted.

[Action]

Check the message text and confirm that the application is written correctly and the command is being used correctly.

## 2.95.32 19842

---

### selecting default time zone ...

[Description]

Supplementary information was output.

[System Processing]

None.

[Action]

Refer to this message together with the message that was output immediately beforehand.

## 2.95.33 19843

---

### malformed SCRAM message (invalid salt)

[Description]

An error occurred during execution of the application or command.

[System Processing]

Processing will be aborted.

[Action]

Check the message text and confirm that the application is written correctly and the command is being used correctly.

## 2.95.34 19844

---

### cluster is not compatible with this version of pg\_checksums

[Description]

The version of the cluster and the version of pg\_verify\_checksums must be the same.

[System Processing]

Processing will be aborted.

[Action]

Check the message text and confirm that the application is written correctly and the command is being used correctly.

## 2.95.35 19845

---

### database cluster is not compatible

[Description]

pg\_verify\_checksums is not compatible with the database cluster.

[System Processing]

Processing will be aborted.

[Action]

Check the message text and confirm that the application is written correctly and the command is being used correctly.

## 2.95.36 19846

---

### The database cluster was initialized with block size @1@, but pg\_checksums was compiled with block size @2@.

[Description]

The initial BLCKSZ of the database cluster must be the same as pg\_verify\_checksums

[System Processing]

Processing will be aborted.

[Action]

Check the message text and confirm that the application is written correctly and the command is being used correctly.

---

## 2.95.37 19847

---

**type @1@ is not composite**

[Description]

An error occurred during execution of the application or command.

[System Processing]

Processing will be aborted.

[Action]

Check the message text and confirm that the application is written correctly and the command is being used correctly.

---

## 2.95.38 19848

---

**tables declared WITH OIDS are not supported**

[Description]

An error occurred during execution of the application or command.

[System Processing]

Processing will be aborted.

[Action]

Check the message text and confirm that the application is written correctly and the command is being used correctly.

---

## 2.95.39 19850

---

**could not read from log segment @1@, offset @2@: read @3@ of @4@**

[Description]

An error occurred during I/O processing in the database server.

[System Processing]

Processing will be aborted.

[Action]

To investigate the cause of the occurrence from the message, and remove cause.

---

## 2.95.40 19852

---

**index row size @1@ exceeds btree version @2@ maximum @3@ for index "@4@"**

[Description]

An error occurred during execution of the application or command.

[System Processing]

Processing will be aborted.

[Action]

Check the message text and confirm that the application is written correctly and the command is being used correctly.

## 2.95.41 19853

---

### tid (@1@, @2@) is not valid for relation "@3@"

[Description]

An error occurred during execution of the application or command.

[System Processing]

Processing will be aborted.

[Action]

Check the message text and confirm that the application is written correctly and the command is being used correctly.

## 2.95.42 19854

---

### table access method "@1@" does not exist

[Description]

An error occurred during execution of the application or command.

[System Processing]

Processing will be aborted.

[Action]

Check the message text and confirm that the application is written correctly and the command is being used correctly.

## 2.95.43 19855

---

### incorrect size of file "@1@": @2@ byte

[Description]

An error occurred.

[System Processing]

Processing will be aborted.

[Action]

To investigate the cause of the occurrence from the message, and remove cause.

## 2.95.44 19856

---

### incorrect alignment of CRC offset for file "@1@"

[Description]

An error occurred.

[System Processing]

Processing will be aborted.

[Action]

To investigate the cause of the occurrence from the message, and remove cause.

## 2.95.45 19857

---

### invalid magic number stored in file "@1@"

[Description]

An error occurred reading the file.

[System Processing]

Processing will be aborted.

[Action]

To investigate the cause of the occurrence from the message, and remove cause.

## 2.95.46 19858

---

### invalid size stored in file "@1@"

[Description]

An error occurred reading the file.

[System Processing]

Processing will be aborted.

[Action]

To investigate the cause of the occurrence from the message, and remove cause.

## 2.95.47 19859

---

### calculated CRC checksum does not match value stored in file "@1@"

[Description]

An error occurred reading the file.

[System Processing]

Processing will be aborted.

[Action]

To investigate the cause of the occurrence from the message, and remove cause.

## 2.95.48 19860

---

### using recovery command file "@1@" is not supported

[Description]

An error occurred during execution of the application or command.

[System Processing]

Processing will be aborted.

[Action]

Check the message text and confirm that the application is written correctly and the command is being used correctly.

## 2.95.49 19861

---

---

### could not fsync write-through file "@1@": @2@

[Description]

An error occurred during I/O processing in the database server.

[System Processing]

Processing will be aborted.

[Action]

To investigate the cause of the occurrence from the message, and remove cause.

---

## 2.95.50 19862

---

### could not read from log segment @1@, offset @2@: read @3@ of @4@

[Description]

An error occurred during I/O processing in the database server.

[System Processing]

Processing will be aborted.

[Action]

To investigate the cause of the occurrence from the message, and remove cause.

---

## 2.95.51 19863

---

### "wait\_seconds" must not be negative or zero

[Description]

An error occurred during execution of the application or command.

[System Processing]

Processing will be aborted.

[Action]

Check the message text and confirm that the application is written correctly and the command is being used correctly.

---

## 2.95.52 19864

---

### server did not promote within @1@ seconds

[Description]

An error occurred during execution of the application or command.

[System Processing]

Processing will be aborted.

[Action]

Check the message text and confirm that the application is written correctly and the command is being used correctly.

---

## 2.95.53 19865

---

### must be superuser to call pg\_nextoid()

[Description]

An error occurred during execution of the application or command.

[System Processing]

Processing will be aborted.

[Action]

Check the message text and confirm that the application is written correctly and the command is being used correctly.

## 2.95.54 19866

---

### **pg\_nextoid() can only be used on system catalogs**

[Description]

An error occurred during execution of the application or command.

[System Processing]

Processing will be aborted.

[Action]

Check the message text and confirm that the application is written correctly and the command is being used correctly.

## 2.95.55 19867

---

### **column "@1@" is not of type oid**

[Description]

An error occurred during execution of the application or command.

[System Processing]

Processing will be aborted.

[Action]

Check the message text and confirm that the application is written correctly and the command is being used correctly.

## 2.95.56 19868

---

### **index "@1@" is not the index for column "@2@"**

[Description]

An error occurred during execution of the application or command.

[System Processing]

Processing will be aborted.

[Action]

Check the message text and confirm that the application is written correctly and the command is being used correctly.

## 2.95.57 19869

---

### **cannot use generated column "@1@" in column generation expression**

[Description]

An error occurred during execution of the application or command.

[System Processing]

Processing will be aborted.

[Action]

Check the message text and confirm that the application is written correctly and the command is being used correctly.

## 2.95.58 19870

---

### primary key column "@1@" is not marked NOT NULL

[Description]

An error occurred during execution of the application or command.

[System Processing]

Processing will be aborted.

[Action]

Check the message text and confirm that the application is written correctly and the command is being used correctly.

## 2.95.59 19871

---

### nondeterministic collations are not supported for operator class "@1@"

[Description]

An error occurred during execution of the application or command.

[System Processing]

Processing will be aborted.

[Action]

Check the message text and confirm that the application is written correctly and the command is being used correctly.

## 2.95.60 19872

---

### concurrent index creation for exclusion constraints is not supported

[Description]

An error occurred during execution of the application or command.

[System Processing]

Processing will be aborted.

[Action]

Check the message text and confirm that the application is written correctly and the command is being used correctly.

## 2.95.61 19873

---

### cannot change routine kind

[Description]

An error occurred during execution of the application or command.

[System Processing]

Processing will be aborted.



[Action]

Check the message text and confirm that the application is written correctly and the command is being used correctly.

## 2.95.62 19874

---

### cannot change number of direct arguments of an aggregate function

[Description]

An error occurred during execution of the application or command.

[System Processing]

Processing will be aborted.

[Action]

Check the message text and confirm that the application is written correctly and the command is being used correctly.

## 2.95.63 19875

---

### nondeterministic collations not supported with this provider

[Description]

An error occurred during execution of the application or command.

[System Processing]

Processing will be aborted.

[Action]

Check the message text and confirm that the application is written correctly and the command is being used correctly.

## 2.95.64 19876

---

### invalid COPY file header (WITH OIDS)

[Description]

An error occurred during execution of the application or command.

[System Processing]

Processing will be aborted.

[Action]

Check the message text and confirm that the application is written correctly and the command is being used correctly.

## 2.95.65 19877

---

### column "@1@" is a generated column

[Description]

An error occurred during execution of the application or command.

[System Processing]

Processing will be aborted.

[Action]

Check the message text and confirm that the application is written correctly and the command is being used correctly.

## 2.95.66 19878

---

### support function @1@ must return type @2@

#### [Description]

An error occurred during execution of the application or command.

#### [System Processing]

Processing will be aborted.

#### [Action]

Check the message text and confirm that the application is written correctly and the command is being used correctly.

## 2.95.67 19879

---

### must be superuser to specify a support function

#### [Description]

An error occurred during execution of the application or command.

#### [System Processing]

Processing will be aborted.

#### [Action]

Check the message text and confirm that the application is written correctly and the command is being used correctly.

## 2.95.68 19880

---

### cannot specify default tablespace for partitioned relations

#### [Description]

An error occurred during execution of the application or command.

#### [System Processing]

Processing will be aborted.

#### [Action]

Check the message text and confirm that the application is written correctly and the command is being used correctly.

## 2.95.69 19881

---

### table "@1@" has no indexes that can be reindexed concurrently

#### [Description]

Terminated normally.

#### [System Processing]

Continues processing.

#### [Action]

No action required.

## 2.95.70 19882

---

---

**table "@1@" has no indexes to reindex**

[Description]

Terminated normally.

[System Processing]

Continues processing.

[Action]

No action required.

---

## 2.95.71 19883

---

**cannot reindex system catalogs concurrently**

[Description]

An error occurred.

[System Processing]

Processing will be aborted.

[Action]

To investigate the cause of the occurrence from the message, and remove cause.

---

## 2.95.72 19884

---

**cannot reindex system catalogs concurrently, skipping all**

[Description]

Terminated normally.

[System Processing]

Continues processing.

[Action]

No action required.

---

## 2.95.73 19885

---

**cannot reindex invalid index "@1@.@2@" concurrently, skipping**

[Description]

Terminated normally.

[System Processing]

Continues processing.

[Action]

No action required.

---

## 2.95.74 19886

---

**cannot reindex exclusion constraint index "@1@.@2@" concurrently, skipping**

[Description]

Terminated normally.

[System Processing]

Continues processing.

[Action]

No action required.

## 2.95.75 19887

---

### cannot reindex this type of relation concurrently

[Description]

An error occurred.

[System Processing]

Processing will be aborted.

[Action]

To investigate the cause of the occurrence from the message, and remove cause.

## 2.95.76 19888

---

### index "@1@.@2@" was reindexed

[Description]

Terminated normally.

[System Processing]

Continues processing.

[Action]

No action required.

## 2.95.77 19889

---

### @1@ and @2@ are mutually exclusive options

[Description]

An error occurred during execution of the application or command.

[System Processing]

Processing will be aborted.

[Action]

Check the message text and confirm that the application is written correctly and the command is being used correctly.

## 2.95.78 19890

---

### subscription with @1@ must also set @2@

[Description]

An error occurred during execution of the application or command.

[System Processing]

Processing will be aborted.

[Action]

Check the message text and confirm that the application is written correctly and the command is being used correctly.

---

## 2.95.79 19891

---

### specifying a table access method is not supported on a partitioned table

[Description]

An error occurred during execution of the application or command.

[System Processing]

Processing will be aborted.

[Action]

Check the message text and confirm that the application is written correctly and the command is being used correctly.

---

## 2.95.80 19892

---

### inherited column "@1@" has a generation conflict

[Description]

An error occurred during execution of the application or command.

[System Processing]

Processing will be aborted.

[Action]

Check the message text and confirm that the application is written correctly and the command is being used correctly.

---

## 2.95.81 19893

---

### column "@1@" of relation "@2@" is a generated column

[Description]

An error occurred during execution of the application or command.

[System Processing]

Processing will be aborted.

[Action]

Check the message text and confirm that the application is written correctly and the command is being used correctly.

---

## 2.95.82 19894

---

### invalid @1@ action for foreign key constraint containing generated column

[Description]

An error occurred during execution of the application or command.

[System Processing]

Processing will be aborted.

[Action]

Check the message text and confirm that the application is written correctly and the command is being used correctly.

## 2.95.83 19895

---

### generation expression for column "@1@" cannot be cast automatically to type @2@

[Description]

An error occurred during execution of the application or command.

[System Processing]

Processing will be aborted.

[Action]

Check the message text and confirm that the application is written correctly and the command is being used correctly.

## 2.95.84 19896

---

### cannot alter type of a column used by a generated column

[Description]

An error occurred during execution of the application or command.

[System Processing]

Processing will be aborted.

[Action]

Check the message text and confirm that the application is written correctly and the command is being used correctly.

## 2.95.85 19897

---

### cannot use generated column in partition key

[Description]

An error occurred during execution of the application or command.

[System Processing]

Processing will be aborted.

[Action]

Check the message text and confirm that the application is written correctly and the command is being used correctly.

## 2.95.86 19898

---

### BEFORE trigger's WHEN condition cannot reference NEW generated columns

[Description]

An error occurred during execution of the application or command.

[System Processing]

Processing will be aborted.

[Action]

Check the message text and confirm that the application is written correctly and the command is being used correctly.

## 2.95.87 19899

---

### could not serialize access due to concurrent delete

[Description]

An error occurred during execution of the application or command.

[System Processing]

Processing will be aborted.

[Action]

Check the message text and confirm that the application is written correctly and the command is being used correctly.

## 2.96 Message Numbers Beginning with 19900

---

### 2.96.1 19900

---

#### unrecognized ANALYZE option "@1@"

[Description]

An error occurred during execution of the application or command.

[System Processing]

Processing will be aborted.

[Action]

Check the message text and confirm that the application is written correctly and the command is being used correctly.

### 2.96.2 19901

---

#### skipping vacuum of "@1@" --- relation no longer exists

[Description]

The application or command terminated normally, but a warning was output.

[System Processing]

Processing will continue.

[Action]

Check the message text and confirm that the issue does not affect the expected outcome.

### 2.96.3 19902

---

#### tuple to be deleted was already modified by an operation triggered by the current command

[Description]

An error occurred during execution of the application or command.

[System Processing]

Processing will be aborted.

[Action]

Check the message text and confirm that the application is written correctly and the command is being used correctly.

## 2.96.4 19903

---

### WHERE clause not allowed with COPY TO

[Description]

WHERE clause not allowed with COPY TO in copy command.

[System Processing]

Processing aborts

[Action]

To investigate the cause of the occurrence from the message, and remove cause.

## 2.96.5 19904

---

### for a generated column, GENERATED ALWAYS must be specified

[Description]

An error occurred during execution of the application or command.

[System Processing]

Processing will be aborted.

[Action]

Check the message text and confirm that the application is written correctly and the command is being used correctly.

## 2.96.6 19905

---

### XQuery "x" flag (expanded regular expressions) is not implemented

[Description]

An error occurred during execution of the application or command.

[System Processing]

Processing will be aborted.

[Action]

Check the message text and confirm that the application is written correctly and the command is being used correctly.

## 2.96.7 19906

---

### @1@ at end of jsonpath input

[Description]

An error occurred during execution of the application or command.

[System Processing]

Processing will be aborted.

[Action]

Check the message text and confirm that the application is written correctly and the command is being used correctly.

## 2.96.8 19907

---



---

### @1@ at or near "@2@" of jsonpath input

[Description]

An error occurred during execution of the application or command.

[System Processing]

Processing will be aborted.

[Action]

Check the message text and confirm that the application is written correctly and the command is being used correctly.

---

## 2.96.9 19908

---

### GSSAPI encryption can only be used with gss, trust, or reject authentication methods

[Description]

An error occurred during execution of the application or command.

[System Processing]

Processing will be aborted.

[Action]

Check the message text and confirm that the application is written correctly and the command is being used correctly.

---

## 2.96.10 19909

---

### could not extract domain name from ldapbasedn

[Description]

An error occurred during execution of the application or command.

[System Processing]

Processing will be aborted.

[Action]

Check the message text and confirm that the application is written correctly and the command is being used correctly.

---

## 2.96.11 19910

---

### LDAP authentication could not find DNS SRV records for "@1@"

[Description]

An error occurred during execution of the application or command.

[System Processing]

Processing will be aborted.

[Action]

Check the message text and confirm that the application is written correctly and the command is being used correctly.

---

## 2.96.12 19911

---

### LDAP server not specified, and no ldapbasedn

[Description]

An error occurred during execution of the application or command.

[System Processing]

Processing will be aborted.

[Action]

Check the message text and confirm that the application is written correctly and the command is being used correctly.

## 2.96.13 19912

---

### outgoing GSSAPI message would not use confidentiality

[Description]

An error occurred during execution of the application or command.

[System Processing]

Processing will be aborted.

[Action]

Check the message text and confirm that the application is written correctly and the command is being used correctly.

## 2.96.14 19913

---

### server tried to send oversized GSSAPI packet (@1@ > @2@)

[Description]

An error occurred during execution of the application or command.

[System Processing]

Processing will be aborted.

[Action]

Check the message text and confirm that the application is written correctly and the command is being used correctly.

## 2.96.15 19914

---

### oversize GSSAPI packet sent by the client (@1@ > @2@)

[Description]

An error occurred during execution of the application or command.

[System Processing]

Processing will be aborted.

[Action]

Check the message text and confirm that the application is written correctly and the command is being used correctly.

## 2.96.16 19915

---

### incoming GSSAPI message did not use confidentiality

[Description]

An error occurred during execution of the application or command.

[System Processing]

Processing will be aborted.

[Action]

Check the message text and confirm that the application is written correctly and the command is being used correctly.

---

## 2.96.17 19916

---

### oversize GSSAPI packet sent by the client (@1@ > @2@)

[Description]

An error occurred during execution of the application or command.

[System Processing]

Processing will be aborted.

[Action]

Check the message text and confirm that the application is written correctly and the command is being used correctly.

---

## 2.96.18 19917

---

### could not set minimum SSL protocol version

[Description]

An error occurred during I/O processing in the database server.

[System Processing]

Processing will be aborted.

[Action]

To investigate the cause of the occurrence from the message, and remove cause.

---

## 2.96.19 19918

---

### could not set maximum SSL protocol version

[Description]

An error occurred during I/O processing in the database server.

[System Processing]

Processing will be aborted.

[Action]

To investigate the cause of the occurrence from the message, and remove cause.

---

## 2.96.20 19919

---

### hostgssenc record cannot match because GSSAPI is not supported by this build

[Description]

An unexpected error occurred.

[System Processing]

Processing will be aborted.

[Action]

Contact Fujitsu technical support.

## 2.96.21 19920

---

### GSSAPI encryption only supports gss, trust, or reject authentication

[Description]

An error occurred during execution of the application or command.

[System Processing]

Processing will be aborted.

[Action]

Check the message text and confirm that the application is written correctly and the command is being used correctly.

## 2.96.22 19921

---

### invalid value for clientcert: "@1@"

[Description]

An error occurred during execution of the application or command.

[System Processing]

Processing will be aborted.

[Action]

Check the message text and confirm that the application is written correctly and the command is being used correctly.

## 2.96.23 19922

---

### aggregate functions are not allowed in partition bound

[Description]

An error occurred during execution of the application or command.

[System Processing]

Processing will be aborted.

[Action]

Check the message text and confirm that the application is written correctly and the command is being used correctly.

## 2.96.24 19923

---

### grouping operations are not allowed in partition bound

[Description]

An error occurred during execution of the application or command.

[System Processing]

Processing will be aborted.

[Action]

Check the message text and confirm that the application is written correctly and the command is being used correctly.

## 2.96.25 19924

---

### aggregate functions are not allowed in column generation expressions

[Description]

An error occurred during execution of the application or command.

[System Processing]

Processing will be aborted.

[Action]

Check the message text and confirm that the application is written correctly and the command is being used correctly.

## 2.96.26 19925

---

### grouping operations are not allowed in column generation expressions

[Description]

An error occurred during execution of the application or command.

[System Processing]

Processing will be aborted.

[Action]

Check the message text and confirm that the application is written correctly and the command is being used correctly.

## 2.96.27 19926

---

### aggregate functions are not allowed in COPY FROM WHERE conditions

[Description]

An error occurred during execution of the application or command.

[System Processing]

Processing will be aborted.

[Action]

Check the message text and confirm that the application is written correctly and the command is being used correctly.

## 2.96.28 19927

---

### grouping operations are not allowed in COPY FROM WHERE conditions

[Description]

An error occurred during execution of the application or command.

[System Processing]

Processing will be aborted.

[Action]

Check the message text and confirm that the application is written correctly and the command is being used correctly.

## 2.96.29 19928

---

---

### window functions are not allowed in partition bound

[Description]

An error occurred during execution of the application or command.

[System Processing]

Processing will be aborted.

[Action]

Check the message text and confirm that the application is written correctly and the command is being used correctly.

---

## 2.96.30 19929

---

### window functions are not allowed in COPY FROM WHERE conditions

[Description]

An error occurred during execution of the application or command.

[System Processing]

Processing will be aborted.

[Action]

Check the message text and confirm that the application is written correctly and the command is being used correctly.

---

## 2.96.31 19930

---

### window functions are not allowed in column generation expressions

[Description]

An error occurred during execution of the application or command.

[System Processing]

Processing will be aborted.

[Action]

Check the message text and confirm that the application is written correctly and the command is being used correctly.

---

## 2.96.32 19931

---

### cannot use column reference in DEFAULT expression

[Description]

An error occurred during execution of the application or command.

[System Processing]

Processing will be aborted.

[Action]

Check the message text and confirm that the application is written correctly and the command is being used correctly.

---

## 2.96.33 19932

---

### cannot use column reference in partition bound expression

[Description]

An error occurred during execution of the application or command.

[System Processing]

Processing will be aborted.

[Action]

Check the message text and confirm that the application is written correctly and the command is being used correctly.

## 2.96.34 19933

---

### cannot use subquery in partition bound

[Description]

An error occurred during execution of the application or command.

[System Processing]

Processing will be aborted.

[Action]

Check the message text and confirm that the application is written correctly and the command is being used correctly.

## 2.96.35 19934

---

### cannot use subquery in COPY FROM WHERE condition

[Description]

An error occurred during execution of the application or command.

[System Processing]

Processing will be aborted.

[Action]

Check the message text and confirm that the application is written correctly and the command is being used correctly.

## 2.96.36 19935

---

### cannot use subquery in column generation expression

[Description]

An error occurred during execution of the application or command.

[System Processing]

Processing will be aborted.

[Action]

Check the message text and confirm that the application is written correctly and the command is being used correctly.

## 2.96.37 19936

---

### procedures cannot have more than @1@ argument

[Description]

An error occurred.

[System Processing]

Processing will be aborted.

[Action]

To investigate the cause of the occurrence from the message, and remove cause.

## 2.96.38 19937

---

### routine name "@1@" is not unique

[Description]

An error occurred during execution of the application or command.

[System Processing]

Processing will be aborted.

[Action]

Check the message text and confirm that the application is written correctly and the command is being used correctly.

## 2.96.39 19938

---

### aggregate name "@1@" is not unique

[Description]

An error occurred during execution of the application or command.

[System Processing]

Processing will be aborted.

[Action]

Check the message text and confirm that the application is written correctly and the command is being used correctly.

## 2.96.40 19939

---

### procedure name "@1@" is not unique

[Description]

An error occurred during execution of the application or command.

[System Processing]

Processing will be aborted.

[Action]

Check the message text and confirm that the application is written correctly and the command is being used correctly.

## 2.96.41 19940

---

### set-returning functions are not allowed in partition bound

[Description]

An error occurred during execution of the application or command.

[System Processing]

Processing will be aborted.



[Action]

Check the message text and confirm that the application is written correctly and the command is being used correctly.

## 2.96.42 19941

---

### set-returning functions are not allowed in COPY FROM WHERE conditions

[Description]

An error occurred during execution of the application or command.

[System Processing]

Processing will be aborted.

[Action]

Check the message text and confirm that the application is written correctly and the command is being used correctly.

## 2.96.43 19942

---

### set-returning functions are not allowed in column generation expressions

[Description]

An error occurred during execution of the application or command.

[System Processing]

Processing will be aborted.

[Action]

Check the message text and confirm that the application is written correctly and the command is being used correctly.

## 2.96.44 19943

---

### cannot use system column "@1@" in column generation expression

[Description]

An error occurred during execution of the application or command.

[System Processing]

Processing will be aborted.

[Action]

Check the message text and confirm that the application is written correctly and the command is being used correctly.

## 2.96.45 19944

---

### generated columns are not supported on typed tables

[Description]

An error occurred during execution of the application or command.

[System Processing]

Processing will be aborted.

[Action]

Check the message text and confirm that the application is written correctly and the command is being used correctly.

## 2.96.46 19945

---

### generated columns are not supported on partitions

[Description]

An error occurred during execution of the application or command.

[System Processing]

Processing will be aborted.

[Action]

Check the message text and confirm that the application is written correctly and the command is being used correctly.

## 2.96.47 19946

---

### multiple generation clauses specified for column "@1@" of table "@2@"

[Description]

An error occurred during execution of the application or command.

[System Processing]

Processing will be aborted.

[Action]

Check the message text and confirm that the application is written correctly and the command is being used correctly.

## 2.96.48 19947

---

### both default and generation expression specified for column "@1@" of table "@2@"

[Description]

An error occurred during execution of the application or command.

[System Processing]

Processing will be aborted.

[Action]

Check the message text and confirm that the application is written correctly and the command is being used correctly.

## 2.96.49 19948

---

### both identity and generation expression specified for column "@1@" of table "@2@"

[Description]

An error occurred during execution of the application or command.

[System Processing]

Processing will be aborted.

[Action]

Check the message text and confirm that the application is written correctly and the command is being used correctly.

## 2.96.50 19949

---

---

### collation of partition bound value for column "@1@" does not match partition key collation "@2@"

[Description]

An error occurred during execution of the application or command.

[System Processing]

Processing will be aborted.

[Action]

Check the message text and confirm that the application is written correctly and the command is being used correctly.

---

## 2.96.51 19950

---

### removed orphan archive status file "@1@"

[Description]

The application or command terminated normally, but a warning was output.

[System Processing]

Processing will continue.

[Action]

Check the message text and confirm that the issue does not affect the expected outcome.

---

## 2.96.52 19951

---

### removal of orphan archive status file "@1@" failed too many times, will try again later

[Description]

The application or command terminated normally, but a warning was output.

[System Processing]

Processing will continue.

[Action]

Check the message text and confirm that the issue does not affect the expected outcome.

---

## 2.96.53 19952

---

### nondeterministic collations are not supported for regular expressions

[Description]

An error occurred during execution of the application or command.

[System Processing]

Processing will be aborted.

[Action]

Check the message text and confirm that the application is written correctly and the command is being used correctly.

---

## 2.96.54 19953

---

### replication origin name "@1@" is reserved

[Description]

An error occurred during execution of the application or command.

[System Processing]

Processing will be aborted.

[Action]

Check the message text and confirm that the application is written correctly and the command is being used correctly.

## 2.96.55 19954

---

### cannot copy physical replication slot "@1@" as a logical replication slot

[Description]

An error occurred during execution of the application or command.

[System Processing]

Processing will be aborted.

[Action]

Check the message text and confirm that the application is written correctly and the command is being used correctly.

## 2.96.56 19955

---

### cannot copy logical replication slot "@1@" as a physical replication slot

[Description]

An error occurred during execution of the application or command.

[System Processing]

Processing will be aborted.

[Action]

Check the message text and confirm that the application is written correctly and the command is being used correctly.

## 2.96.57 19956

---

### cannot copy a replication slot that doesn't reserve WAL

[Description]

An error occurred during execution of the application or command.

[System Processing]

Processing will be aborted.

[Action]

Check the message text and confirm that the application is written correctly and the command is being used correctly.

## 2.96.58 19957

---

### could not copy replication slot "@1@"

[Description]

An error occurred during execution of the application or command.

[System Processing]

Processing will be aborted.

[Action]

Check the message text and confirm that the application is written correctly and the command is being used correctly.

## 2.96.59 19958

---

**could not read from log segment @1@, offset @2@: read @3@ of @4@**

[Description]

An error occurred during execution of the application or command.

[System Processing]

Processing will be aborted.

[Action]

Check the message text and confirm that the application is written correctly and the command is being used correctly.

## 2.96.60 19959

---

**could not close shared memory segment "@1@": @2@**

[Description]

An error occurred during execution of the application or command.

[System Processing]

Processing will be aborted.

[Action]

Check the message text and confirm that the application is written correctly and the command is being used correctly.

## 2.96.61 19960

---

**must be superuser to rotate log files with adminpack 1.0**

[Description]

An error occurred during execution of the application or command.

[System Processing]

Processing will be aborted.

[Action]

Check the message text and confirm that the application is written correctly and the command is being used correctly.

## 2.96.62 19961

---

**unsafe use of new value "@1@" of enum type @2@**

[Description]

An error occurred during execution of the application or command.

[System Processing]

Processing will be aborted.

[Action]

Check the message text and confirm that the application is written correctly and the command is being used correctly.

## 2.96.63 19962

---

### @ is not allowed in root expressions

[Description]

An error occurred during execution of the application or command.

[System Processing]

Processing will be aborted.

[Action]

Check the message text and confirm that the application is written correctly and the command is being used correctly.

## 2.96.64 19963

---

### LAST is allowed only in array subscripts

[Description]

An error occurred during execution of the application or command.

[System Processing]

Processing will be aborted.

[Action]

Check the message text and confirm that the application is written correctly and the command is being used correctly.

## 2.96.65 19964

---

### single boolean result is expected

[Description]

An error occurred during execution of the application or command.

[System Processing]

Processing will be aborted.

[Action]

Check the message text and confirm that the application is written correctly and the command is being used correctly.

## 2.96.66 19965

---

### "vars" argument is not an object

[Description]

An error occurred during execution of the application or command.

[System Processing]

Processing will be aborted.

[Action]

Check the message text and confirm that the application is written correctly and the command is being used correctly.

## 2.96.67 19966

---

### JSON object does not contain key "@1@"

[Description]

An error occurred during execution of the application or command.

[System Processing]

Processing will be aborted.

[Action]

Check the message text and confirm that the application is written correctly and the command is being used correctly.

## 2.96.68 19967

---

### jsonpath member accessor can only be applied to an object

[Description]

An error occurred during execution of the application or command.

[System Processing]

Processing will be aborted.

[Action]

Check the message text and confirm that the application is written correctly and the command is being used correctly.

## 2.96.69 19968

---

### jsonpath wildcard array accessor can only be applied to an array

[Description]

An error occurred during execution of the application or command.

[System Processing]

Processing will be aborted.

[Action]

Check the message text and confirm that the application is written correctly and the command is being used correctly.

## 2.96.70 19969

---

### jsonpath array subscript is out of bounds

[Description]

An error occurred during execution of the application or command.

[System Processing]

Processing will be aborted.

[Action]

Check the message text and confirm that the application is written correctly and the command is being used correctly.

## 2.96.71 19970

---

---

### jsonpath array accessor can only be applied to an array

[Description]

An error occurred during execution of the application or command.

[System Processing]

Processing will be aborted.

[Action]

Check the message text and confirm that the application is written correctly and the command is being used correctly.

---

## 2.96.72 19971

---

### jsonpath wildcard member accessor can only be applied to an object

[Description]

An error occurred during execution of the application or command.

[System Processing]

Processing will be aborted.

[Action]

Check the message text and confirm that the application is written correctly and the command is being used correctly.

---

## 2.96.73 19972

---

### jsonpath item method .@1@() can only be applied to an array

[Description]

An error occurred during execution of the application or command.

[System Processing]

Processing will be aborted.

[Action]

Check the message text and confirm that the application is written correctly and the command is being used correctly.

---

## 2.96.74 19973

---

### jsonpath item method .@1@() can only be applied to a numeric value

[Description]

An error occurred during execution of the application or command.

[System Processing]

Processing will be aborted.

[Action]

Check the message text and confirm that the application is written correctly and the command is being used correctly.

---

## 2.96.75 19974

---

### jsonpath item method .@1@() can only be applied to a string or numeric value



[Description]

An error occurred during execution of the application or command.

[System Processing]

Processing will be aborted.

[Action]

Check the message text and confirm that the application is written correctly and the command is being used correctly.

---

## 2.96.76 19975

---

### left operand of jsonpath operator @1@ is not a single numeric value

[Description]

An error occurred during execution of the application or command.

[System Processing]

Processing will be aborted.

[Action]

Check the message text and confirm that the application is written correctly and the command is being used correctly.

---

## 2.96.77 19976

---

### right operand of jsonpath operator @1@ is not a single numeric value

[Description]

An error occurred during execution of the application or command.

[System Processing]

Processing will be aborted.

[Action]

Check the message text and confirm that the application is written correctly and the command is being used correctly.

---

## 2.96.78 19977

---

### operand of unary jsonpath operator @1@ is not a numeric value

[Description]

An error occurred during execution of the application or command.

[System Processing]

Processing will be aborted.

[Action]

Check the message text and confirm that the application is written correctly and the command is being used correctly.

---

## 2.96.79 19978

---

### jsonpath item method .@1@() can only be applied to an object

[Description]

An error occurred during execution of the application or command.

[System Processing]

Processing will be aborted.

[Action]

Check the message text and confirm that the application is written correctly and the command is being used correctly.

## 2.96.80 19979

---

### could not find jsonpath variable "@1@"

[Description]

An error occurred during execution of the application or command.

[System Processing]

Processing will be aborted.

[Action]

Check the message text and confirm that the application is written correctly and the command is being used correctly.

## 2.96.81 19980

---

### jsonpath array subscript is not a single numeric value

[Description]

An error occurred during execution of the application or command.

[System Processing]

Processing will be aborted.

[Action]

Check the message text and confirm that the application is written correctly and the command is being used correctly.

## 2.96.82 19981

---

### jsonpath array subscript is out of integer range

[Description]

An error occurred during execution of the application or command.

[System Processing]

Processing will be aborted.

[Action]

Check the message text and confirm that the application is written correctly and the command is being used correctly.

## 2.96.83 19982

---

### nondeterministic collations are not supported for LIKE

[Description]

An error occurred during execution of the application or command.

[System Processing]

Processing will be aborted.

[Action]

Check the message text and confirm that the application is written correctly and the command is being used correctly.

## 2.96.84 19983

---

### nondeterministic collations are not supported for ILIKE

[Description]

An error occurred during execution of the application or command.

[System Processing]

Processing will be aborted.

[Action]

Check the message text and confirm that the application is written correctly and the command is being used correctly.

## 2.96.85 19984

---

### SQL regular expression may not contain more than two escape-double-quote

[Description]

An error occurred during execution of the application or command.

[System Processing]

Processing will be aborted.

[Action]

Check the message text and confirm that the application is written correctly and the command is being used correctly.

## 2.96.86 19985

---

### removing partition "@1@" violates foreign key constraint "@2@"

[Description]

An error occurred during execution of the application or command.

[System Processing]

Processing will be aborted.

[Action]

Check the message text and confirm that the application is written correctly and the command is being used correctly.

## 2.96.87 19986

---

### nondeterministic collations are not supported for substring searches

[Description]

An error occurred during execution of the application or command.

[System Processing]

Processing will be aborted.

[Action]

Check the message text and confirm that the application is written correctly and the command is being used correctly.

## 2.96.88 19987

---

**Sets the shell command that will be called to retrieve an archived WAL file.**

[Description]

Terminated normally.

[System Processing]

Continues processing.

[Action]

No action required.

## 2.96.89 19988

---

**Sets the shell command that will be executed at every restart point.**

[Description]

Terminated normally.

[System Processing]

Continues processing.

[Action]

No action required.

## 2.96.90 19989

---

**Sets the shell command that will be executed once at the end of recovery.**

[Description]

Terminated normally.

[System Processing]

Continues processing.

[Action]

No action required.

## 2.96.91 19990

---

**Specifies the timeline to recover into.**

[Description]

Terminated normally.

[System Processing]

Continues processing.

[Action]

No action required.

## 2.96.92 19991

---

---

**Set to "immediate" to end recovery as soon as a consistent state is reached.**

[Description]

Terminated normally.

[System Processing]

Continues processing.

[Action]

No action required.

---

## **2.96.93 19992**

---

**Sets the transaction ID up to which recovery will proceed.**

[Description]

Terminated normally.

[System Processing]

Continues processing.

[Action]

No action required.

---

## **2.96.94 19993**

---

**Sets the time stamp up to which recovery will proceed.**

[Description]

Terminated normally.

[System Processing]

Continues processing.

[Action]

No action required.

---

## **2.96.95 19994**

---

**Sets the named restore point up to which recovery will proceed.**

[Description]

Terminated normally.

[System Processing]

Continues processing.

[Action]

No action required.

---

## **2.96.96 19995**

---

**Sets the LSN of the write-ahead log location up to which recovery will proceed.**

[Description]

Terminated normally.

[System Processing]

Continues processing.

[Action]

No action required.

## 2.96.97 19996

---

**Specifies a file name whose presence ends recovery in the standby.**

[Description]

Terminated normally.

[System Processing]

Continues processing.

[Action]

No action required.

## 2.96.98 19997

---

**Sets the connection string to be used to connect to the sending server.**

[Description]

Terminated normally.

[System Processing]

Continues processing.

[Action]

No action required.

## 2.96.99 19998

---

**Sets the name of the replication slot to use on the sending server.**

[Description]

Terminated normally.

[System Processing]

Continues processing.

[Action]

No action required.

## 2.96.100 19999

---

**Sets the default table access method for new tables.**

[Description]

Terminated normally.

[System Processing]

Continues processing.

[Action]

No action required.

---

## 2.97 Message Numbers Beginning with 20000

---

### 2.97.1 20000

---

#### [listagg\\_transfn called in non-aggregate context](#)

[Description]

An error occurred.

[System Processing]

Processing will be aborted.

[Action]

To investigate the cause of the occurrence from the message, and remove cause.

---

### 2.97.2 20002

---

#### [median4\\_transfn called in non-aggregate context](#)

[Description]

An error occurred.

[System Processing]

Processing will be aborted.

[Action]

To investigate the cause of the occurrence from the message, and remove cause.

---

### 2.97.3 20003

---

#### [lock request error](#)

[Description]

An error occurred.

[System Processing]

Processing will be aborted.

[Action]

To investigate the cause of the occurrence from the message, and remove cause.

---

### 2.97.4 20004

---

#### [event registration error](#)

[Description]

An error occurred.

[System Processing]

Processing will be aborted.

[Action]

To investigate the cause of the occurrence from the message, and remove cause.

## 2.97.5 20005

---

### event name is NULL

[Description]

An error occurred.

[System Processing]

Processing will be aborted.

[Action]

To investigate the cause of the occurrence from the message, and remove cause.

## 2.97.6 20006

---

### feature not supported

[Description]

An error occurred.

[System Processing]

Processing will be aborted.

[Action]

To investigate the cause of the occurrence from the message, and remove cause.

## 2.97.7 20007

---

### not called by trigger manager

[Description]

An error occurred.

[System Processing]

Processing will be aborted.

[Action]

To investigate the cause of the occurrence from the message, and remove cause.

## 2.97.8 20008

---

### not called on valid event

[Description]

An error occurred.



[System Processing]

Processing will be aborted.

[Action]

To investigate the cause of the occurrence from the message, and remove cause.

---

## 2.97.9 20009

---

**SPI\_connect failed**

[Description]

An error occurred.

[System Processing]

Processing will be aborted.

[Action]

To investigate the cause of the occurrence from the message, and remove cause.

---

## 2.97.10 20010

---

**not called with valid relation**

[Description]

An error occurred.

[System Processing]

Processing will be aborted.

[Action]

To investigate the cause of the occurrence from the message, and remove cause.

---

## 2.97.11 20011

---

**attribute event not found**

[Description]

An error occurred.

[System Processing]

Processing will be aborted.

[Action]

To investigate the cause of the occurrence from the message, and remove cause.

---

## 2.97.12 20012

---

**attribute message not found**

[Description]

An error occurred.

[System Processing]

Processing will be aborted.

[Action]

To investigate the cause of the occurrence from the message, and remove cause.

## 2.97.13 20013

---

### **SPI\_prepare failed**

[Description]

An error occurred.

[System Processing]

Processing will be aborted.

[Action]

To investigate the cause of the occurrence from the message, and remove cause.

## 2.97.14 20014

---

### **can't execute sql**

[Description]

An error occurred.

[System Processing]

Processing will be aborted.

[Action]

To investigate the cause of the occurrence from the message, and remove cause.

## 2.97.15 20015

---

### **SPI execute error**

[Description]

An error occurred.

[System Processing]

Processing will be aborted.

[Action]

To investigate the cause of the occurrence from the message, and remove cause.

## 2.97.16 20016

---

### **invalid value for @1@**

[Description]

An error occurred.

[System Processing]

Processing will be aborted.

[Action]

To investigate the cause of the occurrence from the message, and remove cause.

## 2.97.17 20017

---

### date out of range

#### [Description]

An error occurred.

#### [System Processing]

Processing will be aborted.

#### [Action]

To investigate the cause of the occurrence from the message, and remove cause.

## 2.97.18 20018

---

### timestamp out of range

#### [Description]

An error occurred.

#### [System Processing]

Processing will be aborted.

#### [Action]

To investigate the cause of the occurrence from the message, and remove cause.

## 2.97.19 20019

---

### invalid cursor number

#### [Description]

An error occurred.

#### [System Processing]

Processing will be aborted.

#### [Action]

To investigate the cause of the occurrence from the message, and remove cause.

## 2.97.20 20020

---

### failed to execute SQL statement

#### [Description]

An error occurred.

#### [System Processing]

Processing will be aborted.

#### [Action]

To investigate the cause of the occurrence from the message, and remove cause.

## 2.97.21 20021

---

---

### SQL is empty string

[Description]

An error occurred.

[System Processing]

Processing will be aborted.

[Action]

To investigate the cause of the occurrence from the message, and remove cause.

---

## 2.97.22 20022

---

### host variable name "@1@" is too long

[Description]

An error occurred.

[System Processing]

Processing will be aborted.

[Action]

To investigate the cause of the occurrence from the message, and remove cause.

---

## 2.97.23 20023

---

### host variable name is NULL

[Description]

An error occurred.

[System Processing]

Processing will be aborted.

[Action]

To investigate the cause of the occurrence from the message, and remove cause.

---

## 2.97.24 20024

---

### no statement parsed

[Description]

An error occurred.

[System Processing]

Processing will be aborted.

[Action]

To investigate the cause of the occurrence from the message, and remove cause.

---

## 2.97.25 20025

---

### host variable does not exist

[Description]

An error occurred.

[System Processing]

Processing will be aborted.

[Action]

To investigate the cause of the occurrence from the message, and remove cause.

## 2.97.26 20026

---

### invalid length for host variable name

[Description]

An error occurred.

[System Processing]

Processing will be aborted.

[Action]

To investigate the cause of the occurrence from the message, and remove cause.

## 2.97.27 20027

---

### invalid length for variable character string

[Description]

An error occurred.

[System Processing]

Processing will be aborted.

[Action]

To investigate the cause of the occurrence from the message, and remove cause.

## 2.97.28 20028

---

### not all variables bound

[Description]

An error occurred.

[System Processing]

Processing will be aborted.

[Action]

To investigate the cause of the occurrence from the message, and remove cause.

## 2.97.29 20029

---

### no statement execute

[Description]

An error occurred.

[System Processing]

Processing will be aborted.

[Action]

To investigate the cause of the occurrence from the message, and remove cause.

## 2.97.30 20030

---

**not supported data type**

[Description]

An error occurred.

[System Processing]

Processing will be aborted.

[Action]

To investigate the cause of the occurrence from the message, and remove cause.

## 2.97.31 20031

---

**mismatch column\_value data type and define\_column data type**

[Description]

An error occurred.

[System Processing]

Processing will be aborted.

[Action]

To investigate the cause of the occurrence from the message, and remove cause.

## 2.97.32 20032

---

**mismatch select data type and define\_column data type**

[Description]

An error occurred.

[System Processing]

Processing will be aborted.

[Action]

To investigate the cause of the occurrence from the message, and remove cause.

## 2.97.33 20033

---

**@1@**

[Description]

An error occurred.

[System Processing]

Processing will be aborted.

[Action]

To investigate the cause of the occurrence from the message, and remove cause.

## 2.97.34 20034

---

### invalid parameter

[Description]

An error occurred.

[System Processing]

Processing will be aborted.

[Action]

To investigate the cause of the occurrence from the message, and remove cause.

## 2.97.35 20035

---

### null value not allowed

[Description]

An error occurred.

[System Processing]

Processing will be aborted.

[Action]

To investigate the cause of the occurrence from the message, and remove cause.

## 2.97.36 20036

---

### invalid encoding name "@1@"

[Description]

An error occurred.

[System Processing]

Processing will be aborted.

[Action]

To investigate the cause of the occurrence from the message, and remove cause.

## 2.97.37 20037

---

### program limit exceeded

[Description]

An error occurred.

[System Processing]

Processing will be aborted.

[Action]

To investigate the cause of the occurrence from the message, and remove cause.

## 2.97.38 20038

---

### no data found

[Description]

An error occurred.

[System Processing]

Processing will be aborted.

[Action]

To investigate the cause of the occurrence from the message, and remove cause.

## 2.97.39 20039

---

### SPI\_prepare\_failed

[Description]

An error occurred.

[System Processing]

Processing will be aborted.

[Action]

To investigate the cause of the occurrence from the message, and remove cause.

## 2.97.40 20040

---

### start\_line must be positive (@1 @ passed)

[Description]

An error occurred.

[System Processing]

Processing will be aborted.

[Action]

To investigate the cause of the occurrence from the message, and remove cause.

## 2.97.41 20041

---

### end\_line must be positive (@1 @ passed)

[Description]

An error occurred.

[System Processing]

Processing will be aborted.

[Action]

To investigate the cause of the occurrence from the message, and remove cause.

## 2.97.42 20042

---



---

### return type must be a row type

[Description]

An error occurred.

[System Processing]

Processing will be aborted.

[Action]

To investigate the cause of the occurrence from the message, and remove cause.

---

## 2.97.43 20043

---

### failed to retrieve the default LC\_COLLATE value

[Description]

An error occurred.

[System Processing]

Processing will be aborted.

[Action]

To investigate the cause of the occurrence from the message, and remove cause.

---

## 2.97.44 20044

---

### failed to set the requested LC\_COLLATE value [ @1 @ ]

[Description]

An error occurred.

[System Processing]

Processing will be aborted.

[Action]

To investigate the cause of the occurrence from the message, and remove cause.

---

## 2.97.45 20045

---

### failed to set back the default LC\_COLLATE value [ @1 @ ]

[Description]

An error occurred.

[System Processing]

Processing will be aborted.

[Action]

To investigate the cause of the occurrence from the message, and remove cause.

---

## 2.97.46 20046

---

### unknown format

[Description]

An error occurred.

[System Processing]

Processing will be aborted.

[Action]

To investigate the cause of the occurrence from the message, and remove cause.

## 2.97.47 20047

---

### function is called from invalid context

[Description]

An error occurred.

[System Processing]

Processing will be aborted.

[Action]

To investigate the cause of the occurrence from the message, and remove cause.

## 2.97.48 20048

---

### argument is NULL

[Description]

An error occurred.

[System Processing]

Processing will be aborted.

[Action]

To investigate the cause of the occurrence from the message, and remove cause.

## 2.97.49 20049

---

### out of memory

[Description]

There was insufficient free space in the server's memory during execution of the application.

[System Processing]

Processing will be aborted.

[Action]

Estimate memory usage and take the following action:

- If the number of simultaneous connections from client applications is high, reduce it.
- If the number of simultaneous SQL executions is high, reduce it.

## 2.97.50 20050

---

### insufficient privilege

[Description]

An error occurred.

[System Processing]

Processing will be aborted.

[Action]

To investigate the cause of the occurrence from the message, and remove cause.

## 2.97.51 20051

---

### **datatype mismatch**

[Description]

An error occurred.

[System Processing]

Processing will be aborted.

[Action]

To investigate the cause of the occurrence from the message, and remove cause.

## 2.97.52 20052

---

### **unexpected type: @1@**

[Description]

An error occurred.

[System Processing]

Processing will be aborted.

[Action]

To investigate the cause of the occurrence from the message, and remove cause.

## 2.97.53 20053

---

### **pipe name is NULL**

[Description]

An error occurred.

[System Processing]

Processing will be aborted.

[Action]

To investigate the cause of the occurrence from the message, and remove cause.

## 2.97.54 20054

---

### **pipe creation error**

[Description]

An error occurred.

[System Processing]

Processing will be aborted.

[Action]

To investigate the cause of the occurrence from the message, and remove cause.

## 2.97.55 20055

---

**message is NULL**

[Description]

An error occurred.

[System Processing]

Processing will be aborted.

[Action]

To investigate the cause of the occurrence from the message, and remove cause.

## 2.97.56 20056

---

**could not determine data type of input**

[Description]

An error occurred.

[System Processing]

Processing will be aborted.

[Action]

To investigate the cause of the occurrence from the message, and remove cause.

## 2.97.57 20057

---

**unknown equal operand for datatype**

[Description]

An error occurred.

[System Processing]

Processing will be aborted.

[Action]

To investigate the cause of the occurrence from the message, and remove cause.

## 2.97.58 20058

---

**cannot set range to negative number**

[Description]

An error occurred.

[System Processing]

Processing will be aborted.

[Action]

To investigate the cause of the occurrence from the message, and remove cause.

## 2.97.59 20059

---

### date is out of range

[Description]

An error occurred.

[System Processing]

Processing will be aborted.

[Action]

To investigate the cause of the occurrence from the message, and remove cause.

## 2.97.60 20060

---

### nonbizday registration error

[Description]

An error occurred.

[System Processing]

Processing will be aborted.

[Action]

To investigate the cause of the occurrence from the message, and remove cause.

## 2.97.61 20061

---

### nonbizday unregistration error

[Description]

An error occurred.

[System Processing]

Processing will be aborted.

[Action]

To investigate the cause of the occurrence from the message, and remove cause.

## 2.97.62 20062

---

### plvlex.tokens is not available in the built

[Description]

An error occurred.

[System Processing]

Processing will be aborted.

[Action]

To investigate the cause of the occurrence from the message, and remove cause.

## 2.97.63 20063

---

### too few parameters specified for template string

[Description]

An error occurred.

[System Processing]

Processing will be aborted.

[Action]

To investigate the cause of the occurrence from the message, and remove cause.

## 2.97.64 20064

---

### substitution is NULL

[Description]

An error occurred.

[System Processing]

Processing will be aborted.

[Action]

To investigate the cause of the occurrence from the message, and remove cause.

## 2.97.65 20065

---

### buffer overflow

[Description]

An error occurred.

[System Processing]

Processing will be aborted.

[Action]

To investigate the cause of the occurrence from the message, and remove cause.

## 2.97.66 20066

---

### internal error

[Description]

An error occurred.

[System Processing]

Processing will be aborted.

[Action]

To investigate the cause of the occurrence from the message, and remove cause.

## 2.97.67 20067

---

---

**Limit decreased to @1@ bytes.**

[Description]

An error occurred.

[System Processing]

Processing will be aborted.

[Action]

To investigate the cause of the occurrence from the message, and remove cause.

---

## 2.97.68 20068

---

**Limit increased to @1@ bytes.**

[Description]

An error occurred.

[System Processing]

Processing will be aborted.

[Action]

To investigate the cause of the occurrence from the message, and remove cause.

---

## 2.97.69 20069

---

**unknown option '@1@'**

[Description]

An error occurred.

[System Processing]

Processing will be aborted.

[Action]

To investigate the cause of the occurrence from the message, and remove cause.

---

## 2.97.70 20070

---

**too much large memory block request**

[Description]

An error occurred.

[System Processing]

Processing will be aborted.

[Action]

To investigate the cause of the occurrence from the message, and remove cause.

---

## 2.97.71 20071

---

**corrupted pointer**

[Description]

An error occurred.

[System Processing]

Processing will be aborted.

[Action]

To investigate the cause of the occurrence from the message, and remove cause.

## 2.97.72 20082

---

### SQL is NULL

[Description]

An error occurred during execution of the application or command.

[System Processing]

Processing will be aborted.

[Action]

Check the message text and confirm that the application is written correctly and the command is being used correctly

## 2.97.73 20083

---

### input value length is @1@; too long for type nvarchar2(@2@)

[Description]

An error occurred during execution of the application or command.

[System Processing]

Processing will be aborted.

[Action]

Check the message text and confirm that the application is written correctly and the command is being used correctly

## 2.97.74 20084

---

### input value too long for type nvarchar2(@1@)

[Description]

An error occurred during execution of the application or command.

[System Processing]

Processing will be aborted.

[Action]

Check the message text and confirm that the application is written correctly and the command is being used correctly

## 2.97.75 20085

---

### input value length is @1@; too long for type varchar2(@2@)

[Description]

An error occurred during execution of the application or command.



[System Processing]

Processing will be aborted.

[Action]

Check the message text and confirm that the application is written correctly and the command is being used correctly

---

## 2.97.76 20086

---

**input value length is @1 @; too long for type varchar2(@2 @)**

[Description]

An error occurred during execution of the application or command.

[System Processing]

Processing will be aborted.

[Action]

Check the message text and confirm that the application is written correctly and the command is being used correctly

---

## 2.97.77 20087

---

**String constants with Unicode escapes cannot be used when standard\_conforming\_strings is off.**

[Description]

Supplementary information was output.

[System Processing]

None.

[Action]

Refer to this message together with the message that was output immediately beforehand.

---

## 2.97.78 20088

---

**Unicode escapes must be \uXXXX or \UXXXXXXXX.**

[Description]

Supplementary information was output.

[System Processing]

None.

[Action]

Refer to this message together with the message that was output immediately beforehand.

---

## 2.97.79 20089

---

**Use " to write quotes in strings. \' is insecure in client-only encodings.**

[Description]

Supplementary information was output.

[System Processing]

None.

[Action]

Refer to this message together with the message that was output immediately beforehand.

## 2.97.80 20090

---

**Use " to write quotes in strings, or use the escape string syntax (E'...').**

[Description]

Supplementary information was output.

[System Processing]

None.

[Action]

Refer to this message together with the message that was output immediately beforehand.

## 2.97.81 20091

---

**Use the escape string syntax for backslashes, e.g., E'\\'.**

[Description]

Supplementary information was output.

[System Processing]

None.

[Action]

Refer to this message together with the message that was output immediately beforehand.

## 2.97.82 20092

---

**Use the escape string syntax for escapes, e.g., E'\r'.**

[Description]

Supplementary information was output.

[System Processing]

None.

[Action]

Refer to this message together with the message that was output immediately beforehand.

## 2.97.83 20093

---

**cannot to parse timezone "@1@"**

[Description]

An error occurred during execution of the application or command.

[System Processing]

Processing will be aborted.

[Action]

Check the message text and confirm that the application is written correctly and the command is being used correctly

## 2.97.84 20094

---

### utl\_file package is not supported on Microsoft Windows

[Description]

An error occurred.

[System Processing]

Processing will be aborted.

[Action]

To investigate the cause of the occurrence from the message, and remove cause.

## 2.97.85 20095

---

### an argument is NULL

[Description]

An error occurred.

[System Processing]

Processing will be aborted.

[Action]

To investigate the cause of the occurrence from the message, and remove cause.

## 2.97.86 20098

---

### cannot match partition key to an index using access method "@1@"

[Description]

Cannot match partition key to an index using the access method.

[System Processing]

Processing will be aborted.

[Action]

Check the message text and confirm that the application is written correctly and the command is being used correctly.

## 2.97.87 20099

---

### could not seek to block @1@ of temporary file

[Description]

An error occurred during I/O processing in the database server.

[System Processing]

Processing will be aborted.

[Action]

To investigate the cause of the occurrence from the message, and remove cause.

## 2.98 Message Numbers Beginning with 20100

---

### 2.98.1 20100

---

#### type input function @1@ has multiple matches

[Description]

Type input function has multiple matches.

[System Processing]

Processing will be aborted.

[Action]

Check the message text and confirm that the application is written correctly and the command is being used correctly.

### 2.98.2 20101

---

#### type receive function @1@ has multiple matches

[Description]

Type receive function has multiple matches.

[System Processing]

Processing will be aborted.

[Action]

Check the message text and confirm that the application is written correctly and the command is being used correctly.

### 2.98.3 20102

---

#### join estimator function @1@ has multiple matches

[Description]

Join estimator function has multiple matches.

[System Processing]

Processing will be aborted.

[Action]

Check the message text and confirm that the application is written correctly and the command is being used correctly.

### 2.98.4 20103

---

#### could not clear search path: @1@

[Description]

An error occurred during execution of the application or command.

[System Processing]

Processing will be aborted.

[Action]

Check the message text and confirm that the application is written correctly and the command is being used correctly.

## 2.98.5 20104

---

### file length too large

#### [Description]

An error occurred during execution of the application or command.

#### [System Processing]

Processing will be aborted.

#### [Action]

Check the message text and confirm that the application is written correctly and the command is being used correctly.

## 2.98.6 20105

---

### BYTEA type cannot have a level number greater than 48

#### [Description]

Level number 49, 77 cannot be used for declaring bytea variable.

#### [System Processing]

Preprocessing will be aborted.

#### [Action]

Change the level number to 48 or lower.

## 2.98.7 20106

---

### rejected a connection from application due to max\_connections

#### [Description]

Rejected a connection from application due to max\_connections.

#### [System Processing]

Processing will be aborted.

#### [Action]

Recheck command line, configuration file, or logic of your application. Hint message may follow with this message.

## 2.98.8 20107

---

### could not reduce CatCacheMemoryContext size to @1@ kilobytes, reduced to @2@ kilobytes

#### [Description]

CatCacheMemoryContext could not be reduced to pgx\_catalog\_cache\_max\_size kilobytes. The amount of memory actually used is %zu kilobytes.

#### [System Processing]

After CatCacheMemoryContext is temporarily expanded to% zu kB, all catalog caches will be released and CatCacheMemoryContext will be reduced to 8kB at the end of the transaction.

#### [Action]

Increase the configuration parameter pgx\_catalog\_cache\_max\_size

## 2.98.9 20108

---

### consider increasing the configuration parameter "pgx\_catalog\_cache\_max\_size"

#### [Description]

Consider increasing the configuration parameter `pgx_catalog_cache_max_size`.

#### [System Processing]

After `CatCacheMemoryContext` is temporarily expanded to % zu kB, all catalog caches will be released and `CatCacheMemoryContext` will be reduced to 8kB at the end of the transaction.

#### [Action]

Increase the configuration parameter `pgx_catalog_cache_max_size`

## 2.98.10 20109

---

### catalog cache hit stats: search @1@, hits @2@

#### [Description]

Catalog cache hit stats: hash table search count %lu, hash table hit count %lu

#### [System Processing]

Processing will continue.

#### [Action]

Catalog cache hit rate can be checked.

## 2.98.11 20110

---

### could not reduce `RelCacheMemoryContext` size to @1@ kilobytes, reduced to @2@ kilobytes

#### [Description]

`RelCacheMemoryContext` could not be reduced to `pgx_relation_cache_max_size` kilobytes. The amount of memory actually used is %zu kilobytes.

#### [System Processing]

After `RelCacheMemoryContext` is temporarily expanded to % zu kB, all relation caches will be released and `RelCacheMemoryContext` will be reduced to 8kB at the end of the transaction.

#### [Action]

Increase the configuration parameter `pgx_relation_cache_max_size`

## 2.98.12 20111

---

### consider increasing the configuration parameter "pgx\_relation\_cache\_max\_size"

#### [Description]

Consider increasing the configuration parameter `pgx_relation_cache_max_size`.

#### [System Processing]

After `RelCacheMemoryContext` is temporarily expanded to % zu kB, all relation caches will be released and `RelCacheMemoryContext` will be reduced to 8kB at the end of the transaction.

[Action]

Increase the configuration parameter `pgx_relation_cache_max_size`

---

## 2.98.13 20112

---

**relation cache hit stats: search @1@, hits @2@**

[Description]

Relation cache hit stats: hash table search count %lu, hash table hit count %lu

[System Processing]

Processing will continue.

[Action]

Relation cache hit rate can be checked.

---

## 2.98.14 20113

---

**pgx\_catalog\_cache\_max\_size must be set to at least 8kB when enabled.**

[Description]

`pgx_catalog_cache_max_size` must be set to at least 8kB when enabled.

[System Processing]

`pgx_catalog_cache_max_size` will not be changed.

[Action]

Set `pgx_catalog_cache_max_size` to at least 8kB.

---

## 2.98.15 20114

---

**pgx\_relation\_cache\_max\_size must be set to at least 8kB when enabled.**

[Description]

`pgx_relation_cache_max_size` must be set to at least 8kB when enabled.

[System Processing]

`pgx_relation_cache_max_size` will not be changed.

[Action]

Set `pgx_relation_cache_max_size` to at least 8kB.

---

## 2.98.16 20115

---

**cannot create a cursor WITH HOLD within security-restricted operation**

[Description]

An error occurred during execution of the application or command.

[System Processing]

Processing will be aborted.

[Action]

Check the message text and confirm that the application is written correctly and the command is being used correctly.

## 2.98.17 20116

---

### cannot fire deferred trigger within security-restricted operation

[Description]

An error occurred during execution of the application or command.

[System Processing]

Processing will be aborted.

[Action]

Check the message text and confirm that the application is written correctly and the command is being used correctly.

## 2.98.18 20117

---

### cannot send a message of size @1@ via shared memory queue

[Description]

An error occurred during execution of the application or command.

[System Processing]

Processing will be aborted.

[Action]

Check the message text and confirm that the application is written correctly and the command is being used correctly.

## 2.98.19 20118

---

### invalid message size @1@ in shared memory queue

[Description]

An error occurred during execution of the application or command.

[System Processing]

Processing will be aborted.

[Action]

Check the message text and confirm that the application is written correctly and the command is being used correctly.

## 2.98.20 20121

---

### new cluster tablespace directory already exists: "@1@"

[Description]

An error occurred during execution of the application or command.

[System Processing]

Processing will be aborted.

[Action]

Check the message text and confirm that the application is written correctly and the command is being used correctly.

## 2.98.21 20122

---



---

### cannot drop partitioned index "@1@" concurrently

[Description]

An abnormality occurred.

[System Processing]

Processing will be aborted.

[Action]

Please investigate the cause of the abnormality from the message body and remove the cause.

---

## 2.98.22 20123

---

### Please specify an integer between 0 and 9, and retry.

[Description]

An error occurred.

[System Processing]

Processing will be aborted.

[Action]

To investigate the cause of the occurrence from the message, and remove cause.

---

## 2.98.23 20124

---

### could not initialize compression library: @1@

[Description]

An error occurred.

[System Processing]

Processing will be aborted.

[Action]

To investigate the cause of the occurrence from the message, and remove cause.

---

## 2.98.24 20125

---

### could not close compression stream: @1@

[Description]

An error occurred.

[System Processing]

Processing will be aborted.

[Action]

To investigate the cause of the occurrence from the message, and remove cause.

---

## 2.98.25 20126

---

### could not compress data: @1@

[Description]

An error occurred.

[System Processing]

Processing will be aborted.

[Action]

To investigate the cause of the occurrence from the message, and remove cause.

## 2.98.26 20127

---

### could not uncompress data: @1@

[Description]

An error occurred.

[System Processing]

Processing will be aborted.

[Action]

To investigate the cause of the occurrence from the message, and remove cause.

## 2.98.27 20128

---

### source file is not specified

[Description]

An error occurred.

[System Processing]

Processing will be aborted.

[Action]

To investigate the cause of the occurrence from the message, and remove cause.

## 2.98.28 20129

---

### could not seek to end of file "@1@": @2@

[Description]

An error occurred.

[System Processing]

Processing will be aborted.

[Action]

To investigate the cause of the occurrence from the message, and remove cause.

## 2.98.29 20130

---

### too many command-line arguments (first is "@1@")

[Description]

An error occurred during execution of the application or command.

[System Processing]

Processing will be aborted.

[Action]

Check the message text and confirm that the application is written correctly and the command is being used correctly.

## 2.98.30 20131

---

**In database: @1@**

[Description]

An error occurred.

[System Processing]

Processing will be aborted.

[Action]

To investigate the cause of the occurrence from the message, and remove cause.

## 2.98.31 20132

---

**could not load library "@1@": error code @2@**

[Description]

An error occurred during execution of the application or command.

[System Processing]

Processing will be aborted.

[Action]

Check the message text and confirm that the application is written correctly and the command is being used correctly.

## 2.98.32 20133

---

**invalid hex string literal**

[Description]

An error occurred during execution of the application or command.

[System Processing]

Processing will be aborted.

[Action]

Check the message text and confirm that the application is written correctly and the command is being used correctly.

## 2.98.33 20134

---

**unhandled previous state in xqs**

[Description]

An error occurred.

[System Processing]

Processing will be aborted.

[Action]

To investigate the cause of the occurrence from the message, and remove cause.

## 2.98.34 20135

---

### could not load library "@1@": error code @2@

[Description]

An error occurred during execution of the application or command.

[System Processing]

Processing will be aborted.

[Action]

Check the message text and confirm that the application is written correctly and the command is being used correctly.

## 2.98.35 20136

---

### options -s/--schema-only and --include-foreign-data cannot be used together

[Description]

An error occurred during execution of the application or command.

[System Processing]

Processing will be aborted.

[Action]

Check the message text and confirm that the application is written correctly and the command is being used correctly.

## 2.98.36 20137

---

### option --include-foreign-data is not supported with parallel backup

[Description]

An error occurred during execution of the application or command.

[System Processing]

Processing will be aborted.

[Action]

Check the message text and confirm that the application is written correctly and the command is being used correctly.

## 2.98.37 20138

---

### no matching foreign servers were found for pattern "@1@"

[Description]

An error occurred.

[System Processing]

Processing will be aborted.

[Action]

To investigate the cause of the occurrence from the message, and remove cause.

## 2.98.38 20139

---

### could not open output file: @1@

[Description]

An error occurred.

[System Processing]

Processing will be aborted.

[Action]

To investigate the cause of the occurrence from the message, and remove cause.

## 2.98.39 20140

---

### could not duplicate stdout: @1@

[Description]

An error occurred during execution of the application or command.

[System Processing]

Processing will be aborted.

[Action]

Check the message text and confirm that the application is written correctly and the command is being used correctly.

## 2.98.40 20141

---

### --progress and --no-estimate-size are incompatible options

[Description]

An error occurred during execution of the application or command.

[System Processing]

Processing will be aborted.

[Action]

Check the message text and confirm that the application is written correctly and the command is being used correctly.

## 2.98.41 20142

---

### --no-manifest and --manifest-checksums are incompatible options

[Description]

An error occurred during execution of the application or command.

[System Processing]

Processing will be aborted.

[Action]

Check the message text and confirm that the application is written correctly and the command is being used correctly.

## 2.98.42 20143

---

---

### **--no-manifest and --manifest-force-encode are incompatible options**

[Description]

An error occurred during execution of the application or command.

[System Processing]

Processing will be aborted.

[Action]

Check the message text and confirm that the application is written correctly and the command is being used correctly.

---

## **2.98.43 20144**

---

### **could not read from file @1@, offset @2@: @3@**

[Description]

An error occurred during I/O processing in the database server.

[System Processing]

Processing will be aborted.

[Action]

To investigate the cause of the occurrence from the message, and remove cause.

---

## **2.98.44 20145**

---

### **could not read from file @1@, offset @2@: read @3@ of @4@**

[Description]

An error occurred during I/O processing in the database server.

[System Processing]

Processing will be aborted.

[Action]

To investigate the cause of the occurrence from the message, and remove cause.

---

## **2.98.45 20146**

---

### **cannot use multiple jobs to reindex indexes**

[Description]

An error occurred during execution of the application or command.

[System Processing]

Processing will be aborted.

[Action]

Check the message text and confirm that the application is written correctly and the command is being used correctly.

---

## **2.98.46 20147**

---

### **cannot use multiple jobs to reindex system catalogs**

[Description]

An error occurred during execution of the application or command.

[System Processing]

Processing will be aborted.

[Action]

Check the message text and confirm that the application is written correctly and the command is being used correctly.

## 2.98.47 20148

---

### cannot reindex system catalogs concurrently, skipping all

[Description]

The application or command terminated normally, but a warning was output.

[System Processing]

Processing will continue.

[Action]

Check the message text and confirm that the issue does not affect the expected outcome.

## 2.98.48 20149

---

### parallel vacuum degree must be a non-negative integer

[Description]

An error occurred.

[System Processing]

Processing will be aborted.

[Action]

To investigate the cause of the occurrence from the message, and remove cause.

## 2.98.49 20150

---

### processing of database "@1@" failed: @2@

[Description]

An error occurred.

[System Processing]

Processing will be aborted.

[Action]

To investigate the cause of the occurrence from the message, and remove cause.

## 2.98.50 20151

---

### restore\_command failed: @1@

[Description]

An error occurred during execution of the application or command.

[System Processing]

Processing will be aborted.

[Action]

Check the message text and confirm that the application is written correctly and the command is being used correctly.

## 2.98.51 20152

---

### could not load library "@1@": error code @2@

[Description]

An error occurred.

[System Processing]

Processing will be aborted.

[Action]

To investigate the cause of the occurrence from the message, and remove cause.

## 2.98.52 20153

---

### could not write to file "@1@": @2@

[Description]

An error occurred during I/O processing in the database server.

[System Processing]

Processing will be aborted.

[Action]

To investigate the cause of the occurrence from the message, and remove cause.

## 2.98.53 20154

---

### cannot use restore\_command with @1@r placeholder

[Description]

An error occurred during execution of the application or command.

[System Processing]

Processing will be aborted.

[Action]

Check the message text and confirm that the application is written correctly and the command is being used correctly.

## 2.98.54 20155

---

### restore\_command is not set in the target cluster

[Description]

An error occurred during execution of the application or command.

[System Processing]

Processing will be aborted.



[Action]

Check the message text and confirm that the application is written correctly and the command is being used correctly.

## 2.98.55 20156

---

### cannot create restricted tokens on this platform: error code @1@

[Description]

An error occurred during execution of the application or command.

[System Processing]

Processing will be aborted.

[Action]

Check the message text and confirm that the application is written correctly and the command is being used correctly.

## 2.98.56 20157

---

### could not create file "@1@": @2@

[Description]

An error occurred.

[System Processing]

Processing will be aborted.

[Action]

To investigate the cause of the occurrence from the message, and remove cause.

## 2.98.57 20158

---

### unexpected file size for "@1@": @2@ instead of @3@

[Description]

An error occurred.

[System Processing]

Processing will be aborted.

[Action]

To investigate the cause of the occurrence from the message, and remove cause.

## 2.98.58 20159

---

### could not open file "@1@" restored from archive: @2@

[Description]

An error occurred during execution of the application or command.

[System Processing]

Processing will be aborted.

[Action]

Check the message text and confirm that the application is written correctly and the command is being used correctly.

## 2.98.59 20160

---

**error running query (@1@) on source server: @2@**

[Description]

An error occurred.

[System Processing]

Processing will be aborted.

[Action]

To investigate the cause of the occurrence from the message, and remove cause.

## 2.98.60 20161

---

**could not restore file "@1@" from archive**

[Description]

An error occurred.

[System Processing]

Processing will be aborted.

[Action]

To investigate the cause of the occurrence from the message, and remove cause.

## 2.98.61 20162

---

**The program "@1@" is needed by @2@ but was not found in the same directory as "@3@". Check your installation.**

[Description]

An error occurred during execution of the application or command.

[System Processing]

Processing will be aborted.

[Action]

Check the message text and confirm that the application is written correctly and the command is being used correctly.

## 2.98.62 20163

---

**The program "@1@" was found by "@2@" but was not the same version as @3@. Check your installation.**

[Description]

An error occurred during execution of the application or command.

[System Processing]

Processing will be aborted.

[Action]

Check the message text and confirm that the application is written correctly and the command is being used correctly.

## 2.98.63 20164

---

### could not print result table: @1@

[Description]

An error occurred.

[System Processing]

Processing will be aborted.

[Action]

To investigate the cause of the occurrence from the message, and remove cause.

## 2.98.64 20165

---

### Could not send cancel request:

[Description]

An error occurred.

[System Processing]

Processing will be aborted.

[Action]

To investigate the cause of the occurrence from the message, and remove cause.

## 2.98.65 20166

---

### Cancel request sent

[Description]

An error occurred.

[System Processing]

Processing will be aborted.

[Action]

To investigate the cause of the occurrence from the message, and remove cause.

## 2.98.66 20167

---

### invalid value "@1@" for minimum SSL protocol version

[Description]

An error occurred.

[System Processing]

Processing will be aborted.

[Action]

To investigate the cause of the occurrence from the message, and remove cause.

## 2.98.67 20168

---

---

**could not encode nonce****[Description]**

An error occurred.

**[System Processing]**

Processing will be aborted.

**[Action]**

To investigate the cause of the occurrence from the message, and remove cause.

---

**2.98.68 20169**

---

**channel binding is required, but client does not support it****[Description]**

An error occurred.

**[System Processing]**

Processing will be aborted.

**[Action]**

To investigate the cause of the occurrence from the message, and remove cause.

---

**2.98.69 20170**

---

**channel binding required, but server authenticated client without channel binding****[Description]**

An error occurred.

**[System Processing]**

Processing will be aborted.

**[Action]**

To investigate the cause of the occurrence from the message, and remove cause.

---

**2.98.70 20171**

---

**This may indicate that the server does not support any SSL protocol version between @1@ and @2@.****[Description]**

An error occurred.

**[System Processing]**

Processing will be aborted.

**[Action]**

To investigate the cause of the occurrence from the message, and remove cause.

---

**2.98.71 20172**

---

**could not encode client proof**

[Description]

An error occurred.

[System Processing]

Processing will be aborted.

[Action]

To investigate the cause of the occurrence from the message, and remove cause.

## 2.98.72 20173

---

### invalid ssl\_max\_protocol\_version value: "@1@"

[Description]

An error occurred.

[System Processing]

Processing will be aborted.

[Action]

To investigate the cause of the occurrence from the message, and remove cause.

## 2.98.73 20174

---

### channel binding required, but SSL not in use

[Description]

An error occurred.

[System Processing]

Processing will be aborted.

[Action]

To investigate the cause of the occurrence from the message, and remove cause.

## 2.98.74 20175

---

### invalid channel\_binding value: "@1@"

[Description]

An error occurred.

[System Processing]

Processing will be aborted.

[Action]

To investigate the cause of the occurrence from the message, and remove cause.

## 2.98.75 20176

---

### channel binding is required, but server did not offer an authentication method that supports channel binding

[Description]

An error occurred.

[System Processing]

Processing will be aborted.

[Action]

To investigate the cause of the occurrence from the message, and remove cause.

## 2.98.76 20177

---

### could not set maximum SSL protocol version: @1@

[Description]

An error occurred.

[System Processing]

Processing will be aborted.

[Action]

To investigate the cause of the occurrence from the message, and remove cause.

## 2.98.77 20178

---

### channel binding required but not supported by server's authentication request

[Description]

An error occurred.

[System Processing]

Processing will be aborted.

[Action]

To investigate the cause of the occurrence from the message, and remove cause.

## 2.98.78 20179

---

### invalid SSL protocol version range

[Description]

An error occurred.

[System Processing]

Processing will be aborted.

[Action]

To investigate the cause of the occurrence from the message, and remove cause.

## 2.98.79 20180

---

### invalid ssl\_min\_protocol\_version value: "@1@"

[Description]

An error occurred.

[System Processing]

Processing will be aborted.

[Action]

To investigate the cause of the occurrence from the message, and remove cause.

## 2.98.80 20181

---

**could not set minimum SSL protocol version: @1@**

[Description]

An error occurred.

[System Processing]

Processing will be aborted.

[Action]

To investigate the cause of the occurrence from the message, and remove cause.

## 2.98.81 20182

---

**WARNING: sslpassword truncated**

[Description]

The application or command terminated normally, but a warning was output.

[System Processing]

Processing will continue.

[Action]

Check the message text and confirm that the issue does not affect the expected outcome.

## 2.98.82 20183

---

**invalid value "@1@" for maximum SSL protocol version**

[Description]

An error occurred.

[System Processing]

Processing will be aborted.

[Action]

To investigate the cause of the occurrence from the message, and remove cause.

## 2.98.83 20184

---

**invalid Unicode code point**

[Description]

An error occurred.

[System Processing]

Processing will be aborted.

[Action]

To investigate the cause of the occurrence from the message, and remove cause.

## 2.98.84 20185

---

### cannot determine element type of "anyarray" argument

[Description]

An error occurred.

[System Processing]

Processing will be aborted.

[Action]

To investigate the cause of the occurrence from the message, and remove cause.

## 2.98.85 20186

---

### invalid value for enum option "@1@": @2@

[Description]

An error occurred.

[System Processing]

Processing will be aborted.

[Action]

To investigate the cause of the occurrence from the message, and remove cause.

## 2.98.86 20187

---

### could not read from temporary file: @1@

[Description]

An error occurred during I/O processing in the database server.

[System Processing]

Processing will be aborted.

[Action]

To investigate the cause of the occurrence from the message, and remove cause.

## 2.98.87 20188

---

### missing time zone in input string for type timestamptz

[Description]

An error occurred during execution of the application or command.

[System Processing]

Processing will be aborted.

[Action]

Check the message text and confirm that the application is written correctly and the command is being used correctly.



## 2.98.88 20189

---

### cannot specify a canonical function without a pre-created shell type

[Description]

An error occurred during execution of the application or command.

[System Processing]

Processing will be aborted.

[Action]

Check the message text and confirm that the application is written correctly and the command is being used correctly.

## 2.98.89 20190

---

### unmatched format separator "@1@"

[Description]

An error occurred during execution of the application or command.

[System Processing]

Processing will be aborted.

[Action]

Check the message text and confirm that the application is written correctly and the command is being used correctly.

## 2.98.90 20191

---

### moving row to another partition during a BEFORE trigger is not supported

[Description]

An error occurred during execution of the application or command.

[System Processing]

Processing will be aborted.

[Action]

Check the message text and confirm that the application is written correctly and the command is being used correctly.

## 2.98.91 20192

---

### result of encoding conversion is too large

[Description]

An error occurred.

[System Processing]

Processing will be aborted.

[Action]

To investigate the cause of the occurrence from the message, and remove cause.

## 2.98.92 20193

---

---

### unrecognized checksum algorithm: "@1@"

[Description]

An error occurred during execution of the application or command.

[System Processing]

Processing will be aborted.

[Action]

Check the message text and confirm that the application is written correctly and the command is being used correctly.

---

## 2.98.93 20194

---

### operator class @1@ has no options

[Description]

An error occurred during execution of the application or command.

[System Processing]

Processing will be aborted.

[Action]

Check the message text and confirm that the application is written correctly and the command is being used correctly.

---

## 2.98.94 20195

---

### arguments declared "anycompatiblerange" are not all alike

[Description]

An error occurred during execution of the application or command.

[System Processing]

Processing will be aborted.

[Action]

Check the message text and confirm that the application is written correctly and the command is being used correctly.

---

## 2.98.95 20196

---

### cannot change type's storage to PLAIN

[Description]

An error occurred during execution of the application or command.

[System Processing]

Processing will be aborted.

[Action]

Check the message text and confirm that the application is written correctly and the command is being used correctly.

---

## 2.98.96 20197

---

### missing time zone in input string for type timetz

[Description]

An error occurred during execution of the application or command.

[System Processing]

Processing will be aborted.

[Action]

Check the message text and confirm that the application is written correctly and the command is being used correctly.

## 2.98.97 20198

---

### wal\_level is insufficient to publish logical changes

[Description]

The application or command terminated normally, but a warning was output.

[System Processing]

Processing will continue.

[Action]

Check the message text and confirm that the issue does not affect the expected outcome.

## 2.98.98 20199

---

### WITH TIES cannot be specified without ORDER BY clause

[Description]

An error occurred during execution of the application or command.

[System Processing]

Processing will be aborted.

[Action]

Check the message text and confirm that the application is written correctly and the command is being used correctly.

## 2.99 Message Numbers Beginning with 20200

---

### 2.99.1 20200

---

#### invalid datetime format separator: "@1@"

[Description]

An error occurred during execution of the application or command.

[System Processing]

Processing will be aborted.

[Action]

Check the message text and confirm that the application is written correctly and the command is being used correctly.

### 2.99.2 20201

---

#### multiple limit options not allowed

[Description]

An error occurred during execution of the application or command.

[System Processing]

Processing will be aborted.

[Action]

Check the message text and confirm that the application is written correctly and the command is being used correctly.

### 2.99.3 20202

---

#### row count cannot be null in FETCH FIRST ... WITH TIES clause

[Description]

An error occurred during execution of the application or command.

[System Processing]

Processing will be aborted.

[Action]

Check the message text and confirm that the application is written correctly and the command is being used correctly.

### 2.99.4 20203

---

#### datetime format is zoned but not timed

[Description]

An error occurred during execution of the application or command.

[System Processing]

Processing will be aborted.

[Action]

Check the message text and confirm that the application is written correctly and the command is being used correctly.

### 2.99.5 20204

---

#### unrecognized DROP DATABASE option "@1@"

[Description]

An error occurred during execution of the application or command.

[System Processing]

Processing will be aborted.

[Action]

Check the message text and confirm that the application is written correctly and the command is being used correctly.

### 2.99.6 20205

---

#### type attribute "@1@" cannot be changed

[Description]

An error occurred during execution of the application or command.

[System Processing]

Processing will be aborted.

[Action]

Check the message text and confirm that the application is written correctly and the command is being used correctly.

## 2.99.7 20206

---

**could not generate random values**

[Description]

An error occurred during execution of the application or command.

[System Processing]

Processing will be aborted.

[Action]

Check the message text and confirm that the application is written correctly and the command is being used correctly.

## 2.99.8 20207

---

**must be superuser to alter a type**

[Description]

An error occurred during execution of the application or command.

[System Processing]

Processing will be aborted.

[Action]

Check the message text and confirm that the application is written correctly and the command is being used correctly.

## 2.99.9 20208

---

**datetime format is not dated and not timed**

[Description]

An error occurred during execution of the application or command.

[System Processing]

Processing will be aborted.

[Action]

Check the message text and confirm that the application is written correctly and the command is being used correctly.

## 2.99.10 20209

---

**result of decoding conversion is too large**

[Description]

An error occurred.

[System Processing]

Processing will be aborted.

[Action]

To investigate the cause of the occurrence from the message, and remove cause.

## 2.99.11 20210

---

### index %lld out of valid range, 0..%lld

[Description]

An error occurred during execution of the application or command.

[System Processing]

Processing will be aborted.

[Action]

Check the message text and confirm that the application is written correctly and the command is being used correctly.

## 2.99.12 20211

---

### manifest checksums require a backup manifest

[Description]

An error occurred during execution of the application or command.

[System Processing]

Processing will be aborted.

[Action]

Check the message text and confirm that the application is written correctly and the command is being used correctly.

## 2.99.13 20212

---

### JSON value must not be null

[Description]

An error occurred during execution of the application or command.

[System Processing]

Processing will be aborted.

[Action]

Check the message text and confirm that the application is written correctly and the command is being used correctly.

## 2.99.14 20213

---

### "@1@" setting "@2@" not supported by this build

[Description]

An error occurred during execution of the application or command.

[System Processing]

Processing will be aborted.

[Action]

Check the message text and confirm that the application is written correctly and the command is being used correctly.

## 2.99.15 20214

---

### CREATE EXTENSION ... FROM is no longer supported

[Description]

An error occurred during execution of the application or command.

[System Processing]

Processing will be aborted.

[Action]

Check the message text and confirm that the application is written correctly and the command is being used correctly.

## 2.99.16 20215

---

### unexpected EOF for tape @1@: requested @2@ bytes, read @3@ bytes

[Description]

An error occurred during execution of the application or command.

[System Processing]

Processing will be aborted.

[Action]

Check the message text and confirm that the application is written correctly and the command is being used correctly.

## 2.99.17 20216

---

### parallel option requires a value between 0 and @1@

[Description]

An error occurred during execution of the application or command.

[System Processing]

Processing will be aborted.

[Action]

Check the message text and confirm that the application is written correctly and the command is being used correctly.

## 2.99.18 20217

---

### could not get collation version for locale "@1@": error code @2@

[Description]

An error occurred during execution of the application or command.

[System Processing]

Processing will be aborted.

[Action]

Check the message text and confirm that the application is written correctly and the command is being used correctly.

## 2.99.19 20218

---

---

### cannot drop generation expression from inherited column

[Description]

An error occurred during execution of the application or command.

[System Processing]

Processing will be aborted.

[Action]

Check the message text and confirm that the application is written correctly and the command is being used correctly.

---

## 2.99.20 20219

---

### moving row to another partition during a BEFORE FOR EACH ROW trigger is not supported

[Description]

An error occurred during execution of the application or command.

[System Processing]

Processing will be aborted.

[Action]

Check the message text and confirm that the application is written correctly and the command is being used correctly.

---

## 2.99.21 20220

---

### statistics object "@1@.@2@" does not exist, skipping

[Description]

Terminated normally.

[System Processing]

Continues processing.

[Action]

No action required.

---

## 2.99.22 20221

---

### expected start timeline @1@ but found timeline @2@

[Description]

An error occurred during execution of the application or command.

[System Processing]

Processing will be aborted.

[Action]

Check the message text and confirm that the application is written correctly and the command is being used correctly.

---

## 2.99.23 20222

---

### timetz out of range



[Description]

An error occurred during execution of the application or command.

[System Processing]

Processing will be aborted.

[Action]

Check the message text and confirm that the application is written correctly and the command is being used correctly.

## 2.99.24 20223

---

### unrecognized manifest option: "@1@"

[Description]

An error occurred during execution of the application or command.

[System Processing]

Processing will be aborted.

[Action]

Check the message text and confirm that the application is written correctly and the command is being used correctly.

## 2.99.25 20224

---

### parallel vacuum degree must be between 0 and @1@

[Description]

An error occurred during execution of the application or command.

[System Processing]

Processing will be aborted.

[Action]

Check the message text and confirm that the application is written correctly and the command is being used correctly.

## 2.99.26 20225

---

### could not rewind temporary file

[Description]

An error occurred during execution of the application or command.

[System Processing]

Processing will be aborted.

[Action]

Check the message text and confirm that the application is written correctly and the command is being used correctly.

## 2.99.27 20226

---

### ALTER TABLE / DROP EXPRESSION must be applied to child tables too

[Description]

An error occurred during execution of the application or command.

[System Processing]

Processing will be aborted.

[Action]

Check the message text and confirm that the application is written correctly and the command is being used correctly.

## 2.99.28 20227

---

**argument types @1@ and @2@ cannot be matched**

[Description]

An error occurred during execution of the application or command.

[System Processing]

Processing will be aborted.

[Action]

Check the message text and confirm that the application is written correctly and the command is being used correctly.

## 2.99.29 20228

---

**recovery ended before configured recovery target was reached**

[Description]

An error occurred during execution of the application or command.

[System Processing]

Processing will be aborted.

[Action]

Check the message text and confirm that the application is written correctly and the command is being used correctly.

## 2.99.30 20229

---

**datetime format is not recognized: "@1@"**

[Description]

An error occurred during execution of the application or command.

[System Processing]

Processing will be aborted.

[Action]

Check the message text and confirm that the application is written correctly and the command is being used correctly.

## 2.99.31 20230

---

**@1@ is not a base type**

[Description]

An error occurred during execution of the application or command.

[System Processing]

Processing will be aborted.

[Action]

Check the message text and confirm that the application is written correctly and the command is being used correctly.

## 2.99.32 20231

---

### unmatched format character "@1@"

[Description]

An error occurred during execution of the application or command.

[System Processing]

Processing will be aborted.

[Action]

Check the message text and confirm that the application is written correctly and the command is being used correctly.

## 2.99.33 20232

---

### jsonpath item method .@1@() can only be applied to a string

[Description]

An error occurred during execution of the application or command.

[System Processing]

Processing will be aborted.

[Action]

Check the message text and confirm that the application is written correctly and the command is being used correctly.

## 2.99.34 20233

---

### cannot read from logical replication slot "@1@"

[Description]

An error occurred during execution of the application or command.

[System Processing]

Processing will be aborted.

[Action]

Check the message text and confirm that the application is written correctly and the command is being used correctly.

## 2.99.35 20234

---

### start timeline @1@ not found in history of timeline @2@

[Description]

An error occurred during execution of the application or command.

[System Processing]

Processing will be aborted.

[Action]

Check the message text and confirm that the application is written correctly and the command is being used correctly.

## 2.99.36 20235

---

### standby promotion is ongoing

[Description]

An error occurred.

[System Processing]

Processing will be aborted.

[Action]

To investigate the cause of the occurrence from the message, and remove cause.

## 2.99.37 20236

---

### cannot reindex invalid index on TOAST table

[Description]

An error occurred.

[System Processing]

Processing will be aborted.

[Action]

To investigate the cause of the occurrence from the message, and remove cause.

## 2.99.38 20237

---

### type matched to anycompatiblenonarray is an array type: @1@

[Description]

An error occurred during execution of the application or command.

[System Processing]

Processing will be aborted.

[Action]

Check the message text and confirm that the application is written correctly and the command is being used correctly.

## 2.99.39 20238

---

### timestampz out of range

[Description]

An error occurred during execution of the application or command.

[System Processing]

Processing will be aborted.

[Action]

Check the message text and confirm that the application is written correctly and the command is being used correctly.

## 2.99.40 20239

---

---

### UESCAPE must be followed by a simple string literal

[Description]

An error occurred.

[System Processing]

Processing will be aborted.

[Action]

To investigate the cause of the occurrence from the message, and remove cause.

---

## 2.99.41 20240

---

### encoding conversion to or from "SQL\_ASCII" is not supported

[Description]

An error occurred during execution of the application or command.

[System Processing]

Processing will be aborted.

[Action]

Check the message text and confirm that the application is written correctly and the command is being used correctly.

---

## 2.99.42 20241

---

### column "@1@" of relation "@2@" is not a stored generated column

[Description]

An error occurred.

[System Processing]

Processing will be aborted.

[Action]

To investigate the cause of the occurrence from the message, and remove cause.

---

## 2.99.43 20242

---

### input string is too short for datetime format

[Description]

An error occurred.

[System Processing]

Processing will be aborted.

[Action]

To investigate the cause of the occurrence from the message, and remove cause.

---

## 2.99.44 20243

---

### could not set SSL protocol version range

[Description]

An error occurred.

[System Processing]

Processing will be aborted.

[Action]

To investigate the cause of the occurrence from the message, and remove cause.

## 2.99.45 20244

---

### can no longer get changes from replication slot "@1@"

[Description]

An error occurred.

[System Processing]

Processing will be aborted.

[Action]

To investigate the cause of the occurrence from the message, and remove cause.

## 2.99.46 20245

---

### unhandled previous state in xq3

[Description]

An error occurred.

[System Processing]

Processing will be aborted.

[Action]

To investigate the cause of the occurrence from the message, and remove cause.

## 2.99.47 20246

---

### cannot convert value from @1@ to @2@ without time zone usage

[Description]

An error occurred during execution of the application or command.

[System Processing]

Processing will be aborted.

[Action]

Check the message text and confirm that the application is written correctly and the command is being used correctly.

## 2.99.48 20247

---

### operator class options info is absent in function call context

[Description]

An error occurred during execution of the application or command.

[System Processing]

Processing will be aborted.

[Action]

Check the message text and confirm that the application is written correctly and the command is being used correctly.

## 2.99.49 20248

---

**expected end timeline @1@ but found timeline @2@**

[Description]

An error occurred.

[System Processing]

Processing will be aborted.

[Action]

To investigate the cause of the occurrence from the message, and remove cause.

## 2.99.50 20249

---

**database "@1@" is being used by prepared transactions**

[Description]

An error occurred.

[System Processing]

Processing will be aborted.

[Action]

To investigate the cause of the occurrence from the message, and remove cause.

## 2.99.51 20250

---

**could not encode random nonce**

[Description]

An error occurred.

[System Processing]

Processing will be aborted.

[Action]

To investigate the cause of the occurrence from the message, and remove cause.

## 2.99.52 20251

---

**control file contains invalid database cluster state**

[Description]

An error occurred during execution of the application or command.

[System Processing]

Processing will be aborted.

[Action]

Check the message text and confirm that the application is written correctly and the command is being used correctly.

## 2.99.53 20252

---

**anycompatiblerange type @1@ does not match anycompatible type @2@**

[Description]

An error occurred.

[System Processing]

Processing will be aborted.

[Action]

To investigate the cause of the occurrence from the message, and remove cause.

## 2.99.54 20253

---

**out of memoryCannot enlarge string buffer containing @1@ bytes by @2@ more bytes.**

[Description]

An error occurred.

[System Processing]

Processing will be aborted.

[Action]

To investigate the cause of the occurrence from the message, and remove cause.

## 2.99.55 20254

---

**invalid value for --connection-limit: @1@**

[Description]

An error occurred during execution of the application or command.

[System Processing]

Processing will be aborted.

[Action]

Check the message text and confirm that the application is written correctly and the command is being used correctly.

## 2.99.56 20255

---

**attempt to \gset into specially treated variable "@1@" ignored**

[Description]

The application or command terminated normally, but a warning was output.

[System Processing]

Processing will continue.

[Action]

Check the message text and confirm that the issue does not affect the expected outcome.



## 2.99.57 20256

---

### reconnection to database "@1@" failed: @2@

[Description]

An error occurred.

[System Processing]

Processing will be aborted.

[Action]

To investigate the cause of the occurrence from the message, and remove cause.

## 2.99.58 20257

---

### data block @1@ has wrong seek position

[Description]

The application or command terminated normally, but a warning was output.

[System Processing]

Processing will continue.

[Action]

Check the message text and confirm that the issue does not affect the expected outcome.

## 2.99.59 20258

---

### could not determine which collation to use for partition bound expression

[Description]

An error occurred during execution of the application or command.

[System Processing]

Processing will be aborted.

[Action]

Check the message text and confirm that the application is written correctly and the command is being used correctly.

## 2.99.60 20259

---

### column "@1@" inherits from generated column but specifies default

[Description]

An error occurred.

[System Processing]

Processing will be aborted.

[Action]

To investigate the cause of the occurrence from the message, and remove cause.

## 2.99.61 20260

---

---

### child column "@1@" specifies generation expression

[Description]

An error occurred.

[System Processing]

Processing will be aborted.

[Action]

To investigate the cause of the occurrence from the message, and remove cause.

---

## 2.99.62 20261

---

### no collation was derived for partition key column @1@ with collatable type @2@

[Description]

An error occurred during execution of the application or command.

[System Processing]

Processing will be aborted.

[Action]

Check the message text and confirm that the application is written correctly and the command is being used correctly.

---

## 2.99.63 20262

---

### numeric argument of jsonpath item method .@1@() is out of range for type double precision

[Description]

An error occurred during execution of the application or command.

[System Processing]

Processing will be aborted.

[Action]

Check the message text and confirm that the application is written correctly and the command is being used correctly.

---

## 2.99.64 20263

---

### string argument of jsonpath item method .@1@() is not a valid representation of a double precision number

[Description]

An error occurred during execution of the application or command.

[System Processing]

Processing will be aborted.

[Action]

Check the message text and confirm that the application is written correctly and the command is being used correctly.

---

## 2.99.65 20264

---

### column "@1@" inherits from generated column but specifies identity

[Description]

An error occurred during execution of the application or command.

[System Processing]

Processing will be aborted.

[Action]

Check the message text and confirm that the application is written correctly and the command is being used correctly.

## 2.99.66 20265

---

### could not read block @1@ of temporary file: read only @2@ of @3@ bytes

[Description]

An error occurred.

[System Processing]

Processing will be aborted.

[Action]

To investigate the cause of the occurrence from the message, and remove cause.

## 2.99.67 20266

---

### cannot reindex invalid index on TOAST table concurrently

[Description]

An error occurred.

[System Processing]

Processing will be aborted.

[Action]

To investigate the cause of the occurrence from the message, and remove cause.

## 2.99.68 20267

---

### cannot copy unfinished logical replication slot "@1@"

[Description]

An error occurred during execution of the application or command.

[System Processing]

Processing will be aborted.

[Action]

Check the message text and confirm that the application is written correctly and the command is being used correctly.

## 2.99.69 20268

---

### partition key column @1@ has pseudo-type @2@

[Description]

An error occurred during execution of the application or command.

[System Processing]

Processing will be aborted.

[Action]

Check the message text and confirm that the application is written correctly and the command is being used correctly.

---

## 2.99.70 20269

---

**column "@1@" inherits conflicting generation expressions**

[Description]

An error occurred during execution of the application or command.

[System Processing]

Processing will be aborted.

[Action]

Check the message text and confirm that the application is written correctly and the command is being used correctly.

---

## 2.99.71 20270

---

**@1@: could not open log file "@2@": @3@**

[Description]

An error occurred during I/O processing in the database server.

[System Processing]

Processing will be aborted.

[Action]

To investigate the cause of the occurrence from the message, and remove cause.

---

## 2.99.72 20271

---

**reconnection to database "@1@" failed: @2@**

[Description]

An error occurred.

[System Processing]

Processing will be aborted.

[Action]

To investigate the cause of the occurrence from the message, and remove cause.

---

## 2.99.73 20272

---

**Checking for new cluster tablespace directories**

[Description]

Terminated normally.

[System Processing]

Continues processing.

[Action]

No action required.

## 2.99.74 20273

---

### invalid value for --connection-limit: @1 @

[Description]

An error occurred.

[System Processing]

Processing will be aborted.

[Action]

To investigate the cause of the occurrence from the message, and remove cause.

## 2.99.75 20274

---

### cannot reindex invalid index "@1@.@2@" on TOAST table, skipping

[Description]

The application or command terminated normally, but a warning was output.

[System Processing]

Processing will continue.

[Action]

Check the message text and confirm that the issue does not affect the expected outcome.

## 2.99.76 20275

---

### Omit the generation expression in the definition of the child table column to inherit the generation expression from the parent table.

[Description]

An error occurred.

[System Processing]

Processing will be aborted.

[Action]

To investigate the cause of the occurrence from the message, and remove cause.

## 2.99.77 20276

---

### Retry when the source replication slot's confirmed\_flush\_lsn is valid.

[Description]

An error occurred.

[System Processing]

Processing will be aborted.

[Action]

To investigate the cause of the occurrence from the message, and remove cause.

## 2.99.78 20277

---

### unique constraint on partitioned table must include all partitioning columns

[Description]

An error occurred.

[System Processing]

Processing will be aborted.

[Action]

To investigate the cause of the occurrence from the message, and remove cause.

## 2.99.79 20278

---

### could not read from shared tuplestore temporary file: read only @1@ of @2@ bytes

[Description]

An error occurred during execution of the application or command.

[System Processing]

Processing will be aborted.

[Action]

Check the message text and confirm that the application is written correctly and the command is being used correctly.

## 2.99.80 20279

---

### could not get server address from Connection Manager

[Description]

An error occurred during communication between the application and the database server.

[System Processing]

Processing will be aborted.

[Action]

Check if there are any problems in the network, eliminate the cause of any error and re-execute the command.

## 2.99.81 20280

---

### could not receive server address from Connection Manager

[Description]

An error occurred during communication between the application and the database server.

[System Processing]

Processing will be aborted.

[Action]

Check if there are any problems in the network, eliminate the cause of any error and re-execute the command.

## 2.99.82 20281

---

### no target server address from Connection Manager

#### [Description]

An error occurred during communication between the application and the database server.

#### [System Processing]

Processing will be aborted.

#### [Action]

Check if there are any problems in the network, eliminate the cause of any error and re-execute the command.

## 2.99.83 20282

---

### out of memory

#### [Description]

There was insufficient free space in the server's memory during execution of the application.

#### [System Processing]

Processing will be aborted.

#### [Action]

Estimate memory usage and take the following action:

- If the number of simultaneous connections from client applications is high, reduce it.
- If the number of simultaneous SQL executions is high, reduce it.

## 2.99.84 20283

---

### cannot duplicate null pointer (internal error)

#### [Description]

An error occurred.

#### [System Processing]

Processing will be aborted.

#### [Action]

To investigate the cause of the occurrence from the message, and remove cause.

## 2.99.85 20284

---

### Escape sequence "\\@1@" is invalid.

#### [Description]

An error occurred during execution of the application or command.

#### [System Processing]

Processing will be aborted.

#### [Action]

Check the message text and confirm that the application is written correctly and the command is being used correctly.

## 2.99.86 20285

---

### Character with value 0x@1@ must be escaped.

#### [Description]

An error occurred during execution of the application or command.

#### [System Processing]

Processing will be aborted.

#### [Action]

Check the message text and confirm that the application is written correctly and the command is being used correctly.

## 2.99.87 20286

---

### Expected end of input, but found "@1@".

#### [Description]

An error occurred during execution of the application or command.

#### [System Processing]

Processing will be aborted.

#### [Action]

Check the message text and confirm that the application is written correctly and the command is being used correctly.

## 2.99.88 20287

---

### Expected array element or "]", but found "@1@".

#### [Description]

An error occurred during execution of the application or command.

#### [System Processing]

Processing will be aborted.

#### [Action]

Check the message text and confirm that the application is written correctly and the command is being used correctly.

## 2.99.89 20288

---

### Expected "," or "]", but found "@1@".

#### [Description]

An error occurred during execution of the application or command.

#### [System Processing]

Processing will be aborted.

#### [Action]

Check the message text and confirm that the application is written correctly and the command is being used correctly.

## 2.99.90 20289

---



---

**Expected ":", but found "@1@".****[Description]**

An error occurred during execution of the application or command.

**[System Processing]**

Processing will be aborted.

**[Action]**

Check the message text and confirm that the application is written correctly and the command is being used correctly.

---

**2.99.91 20290**

---

**Expected JSON value, but found "@1@".****[Description]**

An error occurred during execution of the application or command.

**[System Processing]**

Processing will be aborted.

**[Action]**

Check the message text and confirm that the application is written correctly and the command is being used correctly.

---

**2.99.92 20291**

---

**The input string ended unexpectedly.****[Description]**

An error occurred during execution of the application or command.

**[System Processing]**

Processing will be aborted.

**[Action]**

Check the message text and confirm that the application is written correctly and the command is being used correctly.

---

**2.99.93 20292**

---

**Expected string or "}", but found "@1@".****[Description]**

An error occurred during execution of the application or command.

**[System Processing]**

Processing will be aborted.

**[Action]**

Check the message text and confirm that the application is written correctly and the command is being used correctly.

---

**2.99.94 20293**

---

**Expected ", " or "}", but found "@1@".**

[Description]

An error occurred during execution of the application or command.

[System Processing]

Processing will be aborted.

[Action]

Check the message text and confirm that the application is written correctly and the command is being used correctly.

## 2.99.95 20294

---

### Expected string, but found "@1@".

[Description]

An error occurred during execution of the application or command.

[System Processing]

Processing will be aborted.

[Action]

Check the message text and confirm that the application is written correctly and the command is being used correctly.

## 2.99.96 20295

---

### Token "@1@" is invalid.

[Description]

An error occurred during execution of the application or command.

[System Processing]

Processing will be aborted.

[Action]

Check the message text and confirm that the application is written correctly and the command is being used correctly.

## 2.99.97 20296

---

### \\u0000 cannot be converted to text.

[Description]

An error occurred during execution of the application or command.

[System Processing]

Processing will be aborted.

[Action]

Check the message text and confirm that the application is written correctly and the command is being used correctly.

## 2.99.98 20297

---

### "\u" must be followed by four hexadecimal digits.

[Description]

An error occurred during execution of the application or command.

[System Processing]

Processing will be aborted.

[Action]

Check the message text and confirm that the application is written correctly and the command is being used correctly.

## 2.99.99 20298

---

### Unicode escape values cannot be used for code point values above 007F when the encoding is not UTF8.

[Description]

An error occurred during execution of the application or command.

[System Processing]

Processing will be aborted.

[Action]

Check the message text and confirm that the application is written correctly and the command is being used correctly.

## 2.99.100 20299

---

### Unicode high surrogate must not follow a high surrogate.

[Description]

An error occurred during execution of the application or command.

[System Processing]

Processing will be aborted.

[Action]

Check the message text and confirm that the application is written correctly and the command is being used correctly.

## 2.100 Message Numbers Beginning with 20300

---

### 2.100.1 20300

---

#### Unicode low surrogate must follow a high surrogate.

[Description]

An error occurred during execution of the application or command.

[System Processing]

Processing will be aborted.

[Action]

Check the message text and confirm that the application is written correctly and the command is being used correctly.

### 2.100.2 20301

---

could not parse backup manifest: @1@

[Description]

An error occurred.

[System Processing]

Processing will be aborted.

[Action]

To investigate the cause of the occurrence from the message, and remove cause.

## 2.100.3 20302

---

### unrecognized checksum algorithm: "@1@"

[Description]

An error occurred.

[System Processing]

Processing will be aborted.

[Action]

To investigate the cause of the occurrence from the message, and remove cause.

## 2.100.4 20303

---

### invalid checksum for file "@1@": "@2@"

[Description]

An error occurred.

[System Processing]

Processing will be aborted.

[Action]

To investigate the cause of the occurrence from the message, and remove cause.

## 2.100.5 20304

---

### manifest has no checksum

[Description]

An error occurred.

[System Processing]

Processing will be aborted.

[Action]

To investigate the cause of the occurrence from the message, and remove cause.

## 2.100.6 20305

---

### invalid manifest checksum: "@1@"

[Description]

An error occurred.

[System Processing]

Processing will be aborted.

[Action]

To investigate the cause of the occurrence from the message, and remove cause.

---

## 2.100.7 20306

---

### manifest checksum mismatch

[Description]

An error occurred.

[System Processing]

Processing will be aborted.

[Action]

To investigate the cause of the occurrence from the message, and remove cause.

---

## 2.100.8 20307

---

### Try "[@1@ --help](#)" for more information.

[Description]

An error occurred during execution of the application or command.

[System Processing]

Processing will be aborted.

[Action]

Check the message text and confirm that the application is written correctly and the command is being used correctly.

---

## 2.100.9 20308

---

### no backup directory specified

[Description]

An error occurred during execution of the application or command.

[System Processing]

Processing will be aborted.

[Action]

Check the message text and confirm that the application is written correctly and the command is being used correctly.

---

## 2.100.10 20309

---

### too many command-line arguments (first is "[@1@](#)")

[Description]

An error occurred during execution of the application or command.

[System Processing]

Processing will be aborted.

[Action]

Check the message text and confirm that the application is written correctly and the command is being used correctly.

## 2.100.11 20310

---

**The program "@1@" is needed by @2@ but was not found in the same directory as "@3@". Check your installation.**

[Description]

An error occurred during execution of the application or command.

[System Processing]

Processing will be aborted.

[Action]

Check the message text and confirm that the application is written correctly and the command is being used correctly.

## 2.100.12 20311

---

**The program "@1@" was found by "@2@" but was not the same version as @3@. Check your installation.**

[Description]

An error occurred during execution of the application or command.

[System Processing]

Processing will be aborted.

[Action]

Check the message text and confirm that the application is written correctly and the command is being used correctly.

## 2.100.13 20312

---

**backup successfully verified**

[Description]

Terminated normally.

[System Processing]

Continues processing.

[Action]

No action required.

## 2.100.14 20313

---

---

**could not open file "@1@": @2@****[Description]**

An error occurred during I/O processing in the database server.

**[System Processing]**

Processing will be aborted.

**[Action]**

To investigate the cause of the occurrence from the message, and remove cause.

---

**2.100.15 20314**

---

**could not stat file "@1@": @2@****[Description]**

An error occurred during I/O processing in the database server.

**[System Processing]**

Processing will be aborted.

**[Action]**

To investigate the cause of the occurrence from the message, and remove cause.

---

**2.100.16 20315**

---

**could not read file "@1@": @2@****[Description]**

An error occurred during I/O processing in the database server.

**[System Processing]**

Processing will be aborted.

**[Action]**

To investigate the cause of the occurrence from the message, and remove cause.

---

**2.100.17 20316**

---

**could not read file "@1@": read @2@ of @3@****[Description]**

An error occurred during I/O processing in the database server.

**[System Processing]**

Processing will be aborted.

**[Action]**

To investigate the cause of the occurrence from the message, and remove cause.

## 2.100.18 20317

---

### duplicate path name in backup manifest: "@1@"

[Description]

An error occurred.

[System Processing]

Processing will be aborted.

[Action]

To investigate the cause of the occurrence from the message, and remove cause.

## 2.100.19 20318

---

### could not open directory "@1@": @2@

[Description]

An error occurred during I/O processing in the database server.

[System Processing]

Processing will be aborted.

[Action]

To investigate the cause of the occurrence from the message, and remove cause.

## 2.100.20 20319

---

### could not close directory "@1@": @2@

[Description]

An error occurred during I/O processing in the database server.

[System Processing]

Processing will be aborted.

[Action]

To investigate the cause of the occurrence from the message, and remove cause.

## 2.100.21 20320

---

### could not stat file or directory "@1@": @2@

[Description]

An error occurred during I/O processing in the database server.

[System Processing]

Processing will be aborted.



[Action]

To investigate the cause of the occurrence from the message, and remove cause.

## 2.100.22 20321

---

**"@1@" is not a file or directory**

[Description]

An error occurred.

[System Processing]

Processing will be aborted.

[Action]

To investigate the cause of the occurrence from the message, and remove cause.

## 2.100.23 20322

---

**"@1@" is present on disk but not in the manifest**

[Description]

An error occurred.

[System Processing]

Processing will be aborted.

[Action]

To investigate the cause of the occurrence from the message, and remove cause.

## 2.100.24 20323

---

**"@1@" has size @2@ on disk but size @3@ in the manifest**

[Description]

An error occurred.

[System Processing]

Processing will be aborted.

[Action]

To investigate the cause of the occurrence from the message, and remove cause.

## 2.100.25 20324

---

**"@1@" is present in the manifest but not on disk**

[Description]

An error occurred.

[System Processing]

Processing will be aborted.

[Action]

To investigate the cause of the occurrence from the message, and remove cause.

## 2.100.26 20325

---

### could not close file "@1@": @2@

[Description]

An error occurred during I/O processing in the database server.

[System Processing]

Processing will be aborted.

[Action]

To investigate the cause of the occurrence from the message, and remove cause.

## 2.100.27 20326

---

### file "@1@" should contain @2@ bytes, but read @3@ bytes

[Description]

An error occurred.

[System Processing]

Processing will be aborted.

[Action]

To investigate the cause of the occurrence from the message, and remove cause.

## 2.100.28 20327

---

### file "@1@" has checksum of length @2@, but expected @3@

[Description]

An error occurred.

[System Processing]

Processing will be aborted.

[Action]

To investigate the cause of the occurrence from the message, and remove cause.

## 2.100.29 20328

---

### checksum mismatch for file "@1@"

[Description]

An error occurred.

[System Processing]

Processing will be aborted.

[Action]

To investigate the cause of the occurrence from the message, and remove cause.

## 2.100.30 20329

---

### WAL parsing failed for timeline @1@

[Description]

An error occurred.

[System Processing]

Processing will be aborted.

[Action]

To investigate the cause of the occurrence from the message, and remove cause.

## 2.100.31 20376

---

### invalid compression value: @1@

[Description]

An error occurred.

[System Processing]

Processing will be aborted.

[Action]

To investigate the cause of the occurrence from the message, and remove cause.

## 2.100.32 20377

---

### could not initialize compression library: @1@

[Description]

An error occurred.

[System Processing]

Processing will be aborted.

[Action]

To investigate the cause of the occurrence from the message, and remove cause.

## 2.100.33 20378

---

### could not close compression stream: @1@

[Description]

An error occurred.

[System Processing]

Processing will be aborted.

[Action]

To investigate the cause of the occurrence from the message, and remove cause.

## 2.100.34 20379

---

### could not compress data: @1@

[Description]

An error occurred.

[System Processing]

Processing will be aborted.

[Action]

To investigate the cause of the occurrence from the message, and remove cause.

## 2.100.35 20380

---

### could not uncompress data: @1@

[Description]

An error occurred.

[System Processing]

Processing will be aborted.

[Action]

To investigate the cause of the occurrence from the message, and remove cause.

## 2.101 Message Numbers Beginning with 25000

---

### 2.101.1 25000

---

#### Name of the SSL library.

[Description]

Terminated normally.

[System Processing]

Continues processing.

[Action]

No action required.

## 2.101.2 25001

---

**Sets the action to perform upon reaching the recovery target.**

[Description]

Terminated normally.

[System Processing]

Continues processing.

[Action]

No action required.

## 2.101.3 25002

---

**Selects the shared memory implementation used for the main shared memory region.**

[Description]

Terminated normally.

[System Processing]

Continues processing.

[Action]

No action required.

## 2.101.4 25003

---

**Sets the minimum SSL/TLS protocol version to use.**

[Description]

Terminated normally.

[System Processing]

Continues processing.

[Action]

No action required.

## 2.101.5 25004

---

**Sets the maximum SSL/TLS protocol version to use.**

[Description]

Terminated normally.

[System Processing]

Continues processing.

[Action]

No action required.

## 2.101.6 25005

---

### multiple recovery targets specified

[Description]

An error occurred during execution of the application or command.

[System Processing]

Processing will be aborted.

[Action]

Check the message text and confirm that the application is written correctly and the command is being used correctly.

## 2.101.7 25006

---

### could not determine which collation to use for string hashing

[Description]

An error occurred during execution of the application or command.

[System Processing]

Processing will be aborted.

[Action]

Check the message text and confirm that the application is written correctly and the command is being used correctly.

## 2.101.8 25007

---

### WITH OIDS is no longer supported; this can only be false.

[Description]

Terminated normally.

[System Processing]

Continues processing.

[Action]

No action required.

## 2.101.9 25008

---

### could not read compressed file "@1@": read @2@ of @3@

[Description]

An error occurred during execution of the application or command.

[System Processing]

Processing will be aborted.

[Action]

Check the message text and confirm that the application is written correctly and the command is being used correctly.

## 2.101.10 25009

---

### could not close file "@1@": @2@

[Description]

An error occurred.

[System Processing]

Processing will be aborted.

[Action]

To investigate the cause of the occurrence from the message, and remove cause.

## 2.101.11 25010

---

### checksums enabled in file "@1@"

[Description]

Terminated normally.

[System Processing]

Continues processing.

[Action]

No action required.

## 2.101.12 25011

---

### seek failed for block @1@ in file "@2@": @3@

[Description]

the return value of lseek is -1.

[System Processing]

Processing will be aborted.

[Action]

Check the message text and confirm that the application is written correctly and the command is being used correctly.

## 2.101.13 25012

---

### could not write block @1@ in file "@2@": @3@

[Description]

There was insufficient free space in the disk of the database server during execution of the application.

[System Processing]

Processing will be aborted.

[Action]

Delete user data stored in the database server to free up space on the disk.

## 2.101.14 25013

---

### could not write block @1@ in file "@2@": wrote @3@ of @4@

[Description]

There was insufficient free space in the disk of the database server during execution of the application.

[System Processing]

Processing will be aborted.

[Action]

Delete user data stored in the database server to free up space on the disk.

## 2.101.15 25014

---

### data checksums are already disabled in cluster

[Description]

data checksums are already disabled in cluster.

[System Processing]

Processing will be aborted.

[Action]

Check the message text and confirm that the application is written correctly and the command is being used correctly

## 2.101.16 25015

---

### data checksums are already enabled in cluster

[Description]

data checksums are already enabled in cluster.

[System Processing]

Processing will be aborted.

[Action]

Check the message text and confirm that the application is written correctly and the command is being used correctly

## 2.101.17 25016

---

### Checksums enabled in cluster

[Description]

Checksums enabled in cluster.



[System Processing]

Continues processing.

[Action]

No action required.

## 2.101.18 25017

---

### Checksums disabled in cluster

[Description]

Checksums disabled in cluster.

[System Processing]

Continues processing.

[Action]

No action required.

## 2.101.19 25018

---

### out of memory

[Description]

An error occurred.

[System Processing]

Processing will be aborted.

[Action]

To investigate the cause of the occurrence from the message, and remove cause.

## 2.101.20 25019

---

### could not close file "@1@": @2@

[Description]

An error occurred.

[System Processing]

Processing will be aborted.

[Action]

To investigate the cause of the occurrence from the message, and remove cause.

## 2.101.21 25020

---

### could not open file "@1@": @2@

[Description]

An error occurred.

[System Processing]

Processing will be aborted.

[Action]

To investigate the cause of the occurrence from the message, and remove cause.

## 2.101.22 25021

---

### could not write file "@1@": @2@

[Description]

An error occurred.

[System Processing]

Processing will be aborted.

[Action]

To investigate the cause of the occurrence from the message, and remove cause.

## 2.101.23 25022

---

### could not fsync file "@1@": @2@

[Description]

An error occurred.

[System Processing]

Processing will be aborted.

[Action]

To investigate the cause of the occurrence from the message, and remove cause.

## 2.101.24 25023

---

### @1@: could not start server due to setsid() failure: @2@

[Description]

could not start server

[System Processing]

Processing aborts

[Action]

To investigate the cause of the occurrence from the message, and remove cause.

## 2.101.25 25024

---

**@1@: cannot rotate log file; single-user server is running (PID: @2@)**

[Description]

An error occurred.

[System Processing]

Processing will be aborted.

[Action]

To investigate the cause of the occurrence from the message, and remove cause.

## 2.101.26 25025

---

**@1@: could not create log rotation signal file "@2@": @3@**

[Description]

An error occurred.

[System Processing]

Processing will be aborted.

[Action]

To investigate the cause of the occurrence from the message, and remove cause.

## 2.101.27 25026

---

**@1@: could not write log rotation signal file "@2@": @3@**

[Description]

An error occurred.

[System Processing]

Processing will be aborted.

[Action]

To investigate the cause of the occurrence from the message, and remove cause.

## 2.101.28 25027

---

**@1@: could not send log rotation signal (PID: @2@): @3@**

[Description]

An error occurred.

[System Processing]

Processing will be aborted.

[Action]

To investigate the cause of the occurrence from the message, and remove cause.

## 2.101.29 25028

---

**@1@: could not remove log rotation signal file "@2@": @3@**

[Description]

An error occurred.

[System Processing]

Processing will be aborted.

[Action]

To investigate the cause of the occurrence from the message, and remove cause.

## 2.101.30 25029

---

**out of memory**

[Description]

out of memory

[System Processing]

Processing aborts

[Action]

To investigate the cause of the occurrence from the message, and remove cause.

## 2.101.31 25030

---

**out of memory**

[Description]

out of memory

[System Processing]

Processing aborts

[Action]

To investigate the cause of the occurrence from the message, and remove cause.

## 2.101.32 25031

---

**restoring tables WITH OIDS is not supported anymore**

[Description]

An error occurred during execution of the application or command.

[System Processing]

Processing will be aborted.

[Action]

Check the message text and confirm that the application is written correctly and the command is being used correctly.

## 2.101.33 25032

---

**could not set default\_table\_access\_method: @1@**

[Description]

An error occurred.

[System Processing]

Processing will be aborted.

[Action]

To investigate the cause of the occurrence from the message, and remove cause.

## 2.101.34 25033

---

**extra\_float\_digits must be in range -15..3**

[Description]

An error occurred.

[System Processing]

Processing will be aborted.

[Action]

To investigate the cause of the occurrence from the message, and remove cause.

## 2.101.35 25034

---

**rows-per-insert must be in range @1@..@2@**

[Description]

An error occurred.

[System Processing]

Processing will be aborted.

[Action]

To investigate the cause of the occurrence from the message, and remove cause.

## 2.101.36 25035

---

**option --on-conflict-do-nothing requires option --inserts, --rows-per-insert, or --column-inserts**

[Description]

option --on-conflict-do-nothing requires option --inserts, --rows-per-insert, or --column-inserts

[System Processing]

Processing aborts

[Action]

To investigate the cause of the occurrence from the message, and remove cause.

## 2.101.37 25036

---

### WITH OIDS is not supported anymore (table "@1@")

[Description]

The application or command terminated normally, but a warning was output.

[System Processing]

Processing will continue.

[Action]

Check the message text and confirm that the issue does not affect the expected outcome.

## 2.101.38 25037

---

### no referencing object @1@ @2@

[Description]

The application or command terminated normally, but a warning was output.

[System Processing]

Processing will continue.

[Action]

Check the message text and confirm that the issue does not affect the expected outcome.

## 2.101.39 25038

---

### no referenced object @1@ @2@

[Description]

The application or command terminated normally, but a warning was output.

[System Processing]

Processing will continue.

[Action]

Check the message text and confirm that the issue does not affect the expected outcome.

## 2.101.40 25039

---

**option --exclude-database cannot be used together with -g/--globals-only, -r/--roles-only, or -t/--tablespaces-only**

[Description]

option --exclude-database cannot be used together with -g/--globals-only, -r/--roles-only, or -t/--tablespaces-only

[System Processing]

Processing aborts

[Action]

To investigate the cause of the occurrence from the message, and remove cause.

## 2.101.41 25040

---

**excluding database "@1@"**

[Description]

Terminated normally.

[System Processing]

Continues processing.

[Action]

No action required.

## 2.101.42 25041

---

**one of -d/--dbname and -f/--file must be specified**

[Description]

one of -d/--dbname and -f/--file must be specified

[System Processing]

Processing will be aborted.

[Action]

Check the command-line, and re-execute the command with correct options.

## 2.101.43 25042

---

**options -C/--create and -l/--single-transaction cannot be used together**

[Description]

options -C/--create and -l/--single-transaction cannot be used together

[System Processing]

Processing aborts

[Action]

To investigate the cause of the occurrence from the message, and remove cause.

## 2.101.44 25043

---

### could not find referenced extension @1@

[Description]

The application or command terminated normally, but a warning was output.

[System Processing]

Processing will continue.

[Action]

Check the message text and confirm that the issue does not affect the expected outcome.

## 2.101.45 25044

---

### number of source and target fields in assignment does not match

[Description]

An error occurred during execution of the application or command.

[System Processing]

Processing will be aborted.

[Action]

Check the message text and confirm that the application is written correctly and the command is being used correctly.

## 2.101.46 25045

---

### cannot set generated column "@1@"

[Description]

An error occurred during execution of the application or command.

[System Processing]

Processing will be aborted.

[Action]

Check the message text and confirm that the application is written correctly and the command is being used correctly.

## 2.101.47 25046

---

### cannot set generated column "@1@"

[Description]

An error occurred during execution of the application or command.



[System Processing]

Processing will be aborted.

[Action]

Check the message text and confirm that the application is written correctly and the command is being used correctly.

## 2.101.48 25047

---

### Views with conditional DO INSTEAD rules are not automatically updatable.

[Description]

Write operation Views with conditional DO INSTEAD rules are not automatically updatable.

[System Processing]

Processing will be aborted.

[Action]

To investigate the cause of the occurrence from the message, and remove cause.

## 2.101.49 25049

---

### unrecognized value "@1@" for option '-i'

[Description]

Unrecognized value specified for option '-i'.

[System Processing]

Processing aborts.

[Action]

Recheck command line, configuration file, or logic of your application. Hint message may follow with this message.

## 2.101.50 25050

---

### unrecognized stop mode "@1@"

[Description]

Unrecognized stop mode was specified.

[System Processing]

Processing aborts.

[Action]

Recheck command line, configuration file, or logic of your application. Hint message may follow with this message.

## 2.101.51 25051

---

### invalid timeout "@1@"

[Description]

Invalid timeout specified.

[System Processing]

Processing aborts.

[Action]

Recheck command line, configuration file, or logic of your application. Hint message may follow with this message.

## 2.101.52 25052

---

### too many command-line arguments (first is "@1@")

[Description]

Too many command-line arguments.

[System Processing]

Processing aborts.

[Action]

Recheck command line, configuration file, or logic of your application. Hint message may follow with this message.

## 2.101.53 25053

---

### unrecognized operation mode "@1@"

[Description]

Unrecognized operation mode was specified.

[System Processing]

Processing aborts.

[Action]

Recheck command line, configuration file, or logic of your application. Hint message may follow with this message.

## 2.101.54 25054

---

### no operation mode is specified

[Description]

No operation mode is specified.

[System Processing]

Processing aborts.

[Action]

Recheck command line, configuration file, or logic of your application. Hint message may follow with this message.

## 2.101.55 25055

---

### no connection manager directory is specified and environment variable CMDATA is unset

[Description]

No connection manager directory is specified and environment variable CMDATA is unset.

[System Processing]

Processing aborts.

[Action]

Recheck command line, configuration file, or logic of your application. Hint message may follow with this message.

## 2.101.56 25056

---

### could not create conmgr process: @1@

[Description]

Could not create conmgr process.

[System Processing]

Processing aborts.

[Action]

Check log of Operating System.

## 2.101.57 25057

---

### could not start conmgr process due to setsid() failure: @1@

[Description]

Could not start conmgr process due to setsid() failure.

[System Processing]

Processing aborts.

[Action]

Check log of Operating System.

## 2.101.58 25058

---

### could not start conmgr process: @1@

[Description]

Could not start conmgr process.

[System Processing]

Processing aborts.

[Action]

Check log of Operating System.

## 2.101.59 25059

---

### could not get a result from conmgr process: @1@

[Description]

Could not get a result from conmgr process.

[System Processing]

Processing aborts.

[Action]

Check log of Operating System.

## 2.101.60 25060

---

### unexpected response from conmgr process: result\_status=@1@ @2@

[Description]

Unexpected response from conmgr process.

[System Processing]

Processing aborts.

[Action]

Contact Fujitsu technical support.

## 2.101.61 25061

---

### unexpected response from conmgr process: attr is null

[Description]

Unexpected response from conmgr process.

[System Processing]

Processing aborts.

[Action]

Contact Fujitsu technical support.

## 2.101.62 25062

---

### invalid conmgr process status "@1@"

[Description]

Invalid conmgr process status.

[System Processing]

Processing aborts.

[Action]

Contact Fujitsu technical support.

## 2.101.63 25063

---

**invalid conmgr process status "@1@"**

[Description]

Invalid conmgr process status.

[System Processing]

Processing aborts.

[Action]

Contact Fujitsu technical support.

## 2.101.64 25064

---

**could not open pid file "@1@": @2@**

[Description]

Could not open pid file.

[System Processing]

Processing aborts.

[Action]

Check log of Operating System.

## 2.101.65 25065

---

**could not read from pid file "@1@": @2@**

[Description]

Could not read from pid file.

[System Processing]

Processing aborts.

[Action]

Check log of Operating System.

## 2.101.66 25066

---

**invalid data in pid file "@1@"**

[Description]

Invalid data in pid file.

[System Processing]

Processing aborts.

[Action]

Contact Fujitsu technical support.

## 2.101.67 25067

---

### invalid pid file "@1@"

[Description]

Invalid pid file.

[System Processing]

Processing aborts.

[Action]

Contact Fujitsu technical support.

## 2.101.68 25068

---

### could not send signal to conmgr process: @1@

[Description]

Could not send signal to conmgr process

[System Processing]

Processing aborts.

[Action]

Check log of Operating System.

## 2.101.69 25069

---

### could not connect to conmgr process: @1@

[Description]

Could not connect to conmgr process.

[System Processing]

Processing aborts.

[Action]

Check log of Operating System.

## 2.101.70 25070

---

### waiting conmgr process to connect to watchdog

[Description]

Waiting conmgr process to connect to watchdog.

[System Processing]

Continues processing.

[Action]

Recheck command line, configuration file, or logic of your application. Hint message may follow with this message.

## 2.101.71 25071

---

### could not start conmgr process in time

[Description]

Could not start conmgr process in time.

[System Processing]

Processing aborts.

[Action]

Check log of conmgr process.

## 2.101.72 25072

---

### could not start conmgr process

[Description]

Could not start conmgr process.

[System Processing]

Processing aborts.

[Action]

Check log of conmgr process.

## 2.101.73 25073

---

### another conmgr process is starting up

[Description]

Another conmgr process is starting up.

[System Processing]

Processing aborts.

[Action]

Recheck command line, configuration file, or logic of your application. Hint message may follow with this message.

## 2.101.74 25074

---

### another conmgr process is running

[Description]

Another conmgr process is running.

[System Processing]

Processing aborts.

[Action]

Recheck command line, configuration file, or logic of your application. Hint message may follow with this message.

## 2.101.75 25075

---

### another conmgr process is shutting down

[Description]

Another conmgr process is shutting down.

[System Processing]

Processing aborts.

[Action]

Recheck command line, configuration file, or logic of your application. Hint message may follow with this message.

## 2.101.76 25076

---

### starting conmgr process

[Description]

Starting conmgr process.

[System Processing]

Continues processing.

[Action]

Recheck command line, configuration file, or logic of your application. Hint message may follow with this message.

## 2.101.77 25077

---

### conmgr process is ready

[Description]

Conmgr process is ready.



[System Processing]

Continues processing.

[Action]

Recheck command line, configuration file, or logic of your application. Hint message may follow with this message.

## 2.101.78 25078

---

**started conmgr process successfully**

[Description]

Started conmgr process successfully.

[System Processing]

Continues processing.

[Action]

Recheck command line, configuration file, or logic of your application. Hint message may follow with this message.

## 2.101.79 25079

---

**could not send signal(@1@) to conmgr process(PID: @2@): @3@**

[Description]

Could not send signal to conmgr process.

[System Processing]

Processing aborts.

[Action]

Check log of Operating System.

## 2.101.80 25080

---

**could not stop conmgr process in time**

[Description]

Could not stop conmgr process in time.

[System Processing]

Processing aborts.

[Action]

Check log of conmgr process.

## 2.101.81 25081

---

**pid file "@1@/conmgr.pid" does not exist**

[Description]

Pid file does not exist.

[System Processing]

Processing aborts.

[Action]

Recheck command line, configuration file, or logic of your application. Hint message may follow with this message.

## 2.101.82 25082

---

### conmgr process shutting down

[Description]

Conmgr process shutting down.

[System Processing]

Continues processing.

[Action]

Recheck command line, configuration file, or logic of your application. Hint message may follow with this message.

## 2.101.83 25083

---

### stopped conmgr process successfully

[Description]

Stopped conmgr process successfully.

[System Processing]

Continues processing.

[Action]

Recheck command line, configuration file, or logic of your application. Hint message may follow with this message.

## 2.101.84 25084

---

### connection manager directory "@1@" does not exist

[Description]

Connection manager directory does not exist.

[System Processing]

Processing aborts.

[Action]

Recheck command line, configuration file, or logic of your application. Hint message may follow with this message.

## 2.101.85 25085

---

### could not access to connection manager directory "@1@": @2@

[Description]

Could not access to connection manager directory.

[System Processing]

Processing aborts.

[Action]

Check log of Operating System.

## 2.101.86 25086

---

### "@1@" is not a directory

[Description]

Not a directory.

[System Processing]

Processing aborts.

[Action]

Recheck command line, configuration file, or logic of your application. Hint message may follow with this message.

## 2.101.87 25087

---

### cannot be run as rootPlease log in (using

[Description]

Cannot be run as root. Please login as the (unprivileged) user that will own the conmgr process.

[System Processing]

Processing aborts.

[Action]

Recheck command line, configuration file, or logic of your application. Hint message may follow with this message.

## 2.101.88 25088

---

### out of memory

[Description]

Out of memory.

[System Processing]

Processing aborts.

[Action]

Check log of Operating System.

## 2.101.89 25089

---

### too long literal in configuration file "@1@" line @2@

[Description]

Too long literal in configuration file.

[System Processing]

Processing aborts.

[Action]

Recheck command line, configuration file, or logic of your application. Hint message may follow with this message.

## 2.101.90 25090

---

### syntax error near '@1@' in configuration file "@2@" line @3@

[Description]

Syntax error in configuration file.

[System Processing]

Processing aborts.

[Action]

Recheck command line, configuration file, or logic of your application. Hint message may follow with this message.

## 2.101.91 25091

---

### invalid default value for parameter '@1@' of instance #@2@

[Description]

Invalid default value for parameter of instance.

[System Processing]

Processing aborts.

[Action]

Contact Fujitsu technical support.

## 2.101.92 25092

---

### invalid default value for parameter '@1@'

[Description]

Invalid default value for parameter.

[System Processing]

Processing aborts.

[Action]

Contact Fujitsu technical support.

## 2.101.93 25093

---

**either backend\_host or backend\_hostaddr is needed for instance #@1@**

[Description]

Either backend\_host or backend\_hostaddr is needed for instance.

[System Processing]

Processing aborts.

[Action]

Recheck command line, configuration file, or logic of your application. Hint message may follow with this message.

## 2.101.94 25094

---

**invalid value for parameter '@1@' of instance #@2@**

[Description]

Invalid value for parameter of instance.

[System Processing]

Processing aborts.

[Action]

Recheck command line, configuration file, or logic of your application. Hint message may follow with this message.

## 2.101.95 25095

---

**invalid value for parameter '@1@'**

[Description]

Invalid value for parameter.

[System Processing]

Processing aborts.

[Action]

Recheck command line, configuration file, or logic of your application. Hint message may follow with this message.

## 2.101.96 25096

---

**could not open file "@1@": @2@**

[Description]

Could not open file.

[System Processing]

Processing aborts.

[Action]

Check log of Operating System.

## 2.101.97 25097

---

### invalid parameter '@1@' in configuration file "@2@" line @3@

[Description]

Invalid parameter in configuration file.

[System Processing]

Processing aborts.

[Action]

Recheck command line, configuration file, or logic of your application. Hint message may follow with this message.

## 2.101.98 25098

---

### invalid value for parameter '@1@' in configuration file "@2@" line @3@

[Description]

Invalid value for parameter in configuration file.

[System Processing]

Processing aborts.

[Action]

Recheck command line, configuration file, or logic of your application. Hint message may follow with this message.

## 2.101.99 25099

---

### could not notify application: @1@

[Description]

Could not notify application.

[System Processing]

Processing aborts.

[Action]

Check log of Operating System.

## 2.102 Message Numbers Beginning with 25100

---

### 2.102.1 25100

---

#### unexpected heartbeat event is reported: host="@1@"

[Description]

Unexpected heartbeat event is reported.

[System Processing]

Processing aborts.

[Action]

Contact Fujitsu technical support.

### 2.102.2 25101

---

#### could not reply all application info: @1@

[Description]

Could not reply all application info.

[System Processing]

Processing aborts.

[Action]

Check log of Operating System.

### 2.102.3 25102

---

#### could not reply all node info: @1@

[Description]

Could not reply all node info.

[System Processing]

Processing aborts.

[Action]

Check log of Operating System.

### 2.102.4 25103

---

#### could not reply target node info: @1@

[Description]

Could not reply target node info.

[System Processing]

Processing aborts.

[Action]

Check log of Operating System.

## 2.102.5 25104

---

### invalid query "@1@" is received

[Description]

Invalid query is received.

[System Processing]

Processing aborts.

[Action]

Contact Fujitsu technical support.

## 2.102.6 25105

---

### received invalid startup packet

[Description]

Received invalid startup packet.

[System Processing]

Processing aborts.

[Action]

Recheck command line, configuration file, or logic of your application. Hint message may follow with this message.

## 2.102.7 25106

---

### could not complete command: @1@

[Description]

Could not complete command.

[System Processing]

Processing aborts.

[Action]

Check log of Operating System.

## 2.102.8 25107

---

### could not be ready for next command: @1@

[Description]

Could not be ready for next command.

[System Processing]

Processing aborts.

[Action]

Check log of Operating System.

## 2.102.9 25108

---



---

### invalid status(@1@) for connection of application internal event(@2@)

[Description]

Invalid status for connection of application internal event.

[System Processing]

Processing aborts.

[Action]

Contact Fujitsu technical support.

## 2.102.10 25109

---

### rejected a connection from application due to going shutdown

[Description]

Rejected a connection from application due to going shutdown.

[System Processing]

Processing aborts.

[Action]

Recheck command line, configuration file, or logic of your application. Hint message may follow with this message.

## 2.102.11 25110

---

### could not reply for startup: @1@

[Description]

Could not reply for startup.

[System Processing]

Processing aborts.

[Action]

Check log of Operating System.

## 2.102.12 25111

---

### unexpected packet(@1@) is received

[Description]

Unexpected packet is received.

[System Processing]

Processing aborts.

[Action]

Contact Fujitsu technical support.

## 2.102.13 25112

---

**@1@ causes an error at application connection: @2@**

[Description]

Causes an error at application connection.

[System Processing]

Processing aborts.

[Action]

Check log of Operating System.

## 2.102.14 25113

---

**application connection is closed by remote in @1@**

[Description]

Application connection is closed by remote.

[System Processing]

Processing continues.

[Action]

Check log of remote system.

## 2.102.15 25114

---

**unexpected heartbeat event(@1@) is received**

[Description]

Unexpected heartbeat event is received.

[System Processing]

Processing aborts.

[Action]

Contact Fujitsu technical support.

## 2.102.16 25115

---

**could not listen for socket: @1@**

[Description]

Could not listen for socket.

[System Processing]

Processing aborts.

[Action]

Check log of Operating System.

## 2.102.17 25116

---

### could not accept application connection: @1@

[Description]

Could not accept application connection.

[System Processing]

Processing aborts.

[Action]

Check log of Operating System.

## 2.102.18 25117

---

### could not get string format address: @1@

[Description]

Could not get string format address.

[System Processing]

Processing continues.

[Action]

Check log of Operating System.

## 2.102.19 25118

---

### could not open pid file "@1@": @2@

[Description]

Could not open pid file.

[System Processing]

Processing aborts.

[Action]

Check log of Operating System.

## 2.102.20 25119

---

### could not read from pid file "@1@": @2@

[Description]

Could not read from pid file.

[System Processing]

Processing aborts.

[Action]

Check log of Operating System.

## 2.102.21 25120

---

**"@1@" is not pid file: number of line is not enough(expect 4 but @2@)**

[Description]

Not pid file: number of line is not enough.

[System Processing]

Processing aborts.

[Action]

Recheck command line, configuration file, or logic of your application. Hint message may follow with this message.

## 2.102.22 25121

---

**could not write to pid file "@1@": @2@**

[Description]

Could not write to pid file.

[System Processing]

Processing aborts.

[Action]

Check log of Operating System.

## 2.102.23 25122

---

**could not seek pid file "@1@": @2@**

[Description]

Could not seek pid file.

[System Processing]

Processing aborts.

[Action]

Check log of Operating System.

## 2.102.24 25123

---

**could not sync to pid file "@1@": @2@**

[Description]

Could not sync to pid file.

[System Processing]

Processing aborts.

[Action]

Check log of Operating System.

## 2.102.25 25124

---

### closing all application connections

[Description]

Closing all application connections.

[System Processing]

Processing continues.

[Action]

Recheck command line, configuration file, or logic of your application. Hint message may follow with this message.

## 2.102.26 25125

---

### received smart shutdown request

[Description]

Received smart shutdown request.

[System Processing]

Processing continues.

[Action]

Recheck command line, configuration file, or logic of your application. Hint message may follow with this message.

## 2.102.27 25126

---

### received fast shutdown request

[Description]

Received fast shutdown request.

[System Processing]

Processing continues.

[Action]

Recheck command line, configuration file, or logic of your application. Hint message may follow with this message.

## 2.102.28 25127

---

### received immediate shutdown request

[Description]

Received immediate shutdown request.

[System Processing]

Processing continues.

[Action]

Recheck command line, configuration file, or logic of your application. Hint message may follow with this message.

## 2.102.29 25128

---

### invalid packet is received: msgtype='0x@1@'

[Description]

Invalid packet is received.

[System Processing]

Processing aborts.

[Action]

Contact Fujitsu technical support.

## 2.102.30 25129

---

### could not change directory to "@1@": @2@

[Description]

Could not change directory.

[System Processing]

Processing aborts.

[Action]

Check log of Operating System.

## 2.102.31 25130

---

### could not create pid file "@1@": @2@

[Description]

Could not create pid file.

[System Processing]

Processing aborts.

[Action]

Check log of Operating System.

## 2.102.32 25131

---

### invalid pid file "@1@"

[Description]

Invalid pid file.

[System Processing]

Processing aborts.

[Action]

Recheck command line, configuration file, or logic of your application. Hint message may follow with this message.

## 2.102.33 25132

---

### another commgr process(PID @1@) is running

[Description]

Another commgr process is running.

[System Processing]

Processing aborts.

[Action]

Recheck command line, configuration file, or logic of your application. Hint message may follow with this message.

## 2.102.34 25133

---

### could not write pid file "@1@": @2@

[Description]

Could not write pid file.

[System Processing]

Processing aborts.

[Action]

Check log of Operating System.

## 2.102.35 25134

---

### could not remove pid file "@1@": @2@

[Description]

Could not remove pid file.

[System Processing]

Processing aborts.

[Action]

Check log of Operating System.

## 2.102.36 25135

---

### real and effective user IDs must match

[Description]

Real and effective user IDs must match.

[System Processing]

Processing aborts.

[Action]

Recheck command line, configuration file, or logic of your application. Hint message may follow with this message.

## 2.102.37 25136

---

### no cmdata directory specified and environment variable CMDATA unset

[Description]

No cmdata directory specified and environment variable CMDATA unset.

[System Processing]

Processing aborts.

[Action]

Recheck command line, configuration file, or logic of your application. Hint message may follow with this message.

## 2.102.38 25137

---

### cmdata directory "@1@" does not exist

[Description]

Cmdata directory does not exist.

[System Processing]

Processing aborts.

[Action]

Recheck command line, configuration file, or logic of your application. Hint message may follow with this message.

## 2.102.39 25138

---

### could not access to cmdata directory "@1@" : @2@



[Description]

Could not access to cmdata directory.

[System Processing]

Processing aborts.

[Action]

Check log of Operating System.

## 2.102.40 25139

---

### "@1@" is not a directory

[Description]

Not a directory.

[System Processing]

Processing aborts.

[Action]

Recheck command line, configuration file, or logic of your application. Hint message may follow with this message.

## 2.102.41 25140

---

### conmgr process is starting

[Description]

Conmgr process is starting.

[System Processing]

Processing continues.

[Action]

Recheck command line, configuration file, or logic of your application. Hint message may follow with this message.

## 2.102.42 25141

---

### conmgr process stopped

[Description]

Conmgr process stopped.

[System Processing]

Processing continues.

[Action]

Recheck command line, configuration file, or logic of your application. Hint message may follow with this message.

## 2.102.43 25142

---

### could not prepare for heartbeat: @1@

[Description]

Could not prepare for heartbeat.

[System Processing]

Processing aborts.

[Action]

Check log of Operating System.

## 2.102.44 25143

---

### could not connect due to the following errors

[Description]

Could not connect due to the following errors.

[System Processing]

Processing aborts.

[Action]

Check messages near this message.

## 2.102.45 25144

---

### could not receive a heartbeat packet: @1@

[Description]

Could not receive a heartbeat packet.

[System Processing]

Processing aborts.

[Action]

Check log of Operating System.

## 2.102.46 25145

---

### error is occurred for completion of asynchronous connect for heartbeat: @1@

[Description]

Error is occurred for completion of asynchronous connect for heartbeat.

[System Processing]

Processing aborts.

[Action]

Check log of Operating System.

## 2.102.47 25146

---

**@1@ cause an error in heartbeat: @2@**

[Description]

Cause an error in heartbeat.

[System Processing]

Processing aborts.

[Action]

Check log of Operating System.

## 2.102.48 25147

---

**could not accept heartbeat connection: @1@**

[Description]

Could not accept heartbeat connection.

[System Processing]

Processing aborts.

[Action]

Check log of Operating System.

## 2.102.49 25148

---

**could not add node: host=@1@ hostaddr=@2@ port=@3@**

[Description]

Could not add node.

[System Processing]

Processing aborts.

[Action]

Check messages near this message.

## 2.102.50 25149

---

**listening on @1@ port @2@**

[Description]

Listening on port.

[System Processing]

Processing continues.

[Action]

Recheck command line, configuration file, or logic of your application. Hint message may follow with this message.

## 2.102.51 25150

---

**could not bind port @1@**

[Description]

Could not bind port.

[System Processing]

Processing aborts.

[Action]

Check messages near this message.

## 2.102.52 25151

---

**could not bind port @1@ with following causes**

[Description]

Could not bind port with following causes.

[System Processing]

Processing aborts.

[Action]

Check messages near this message.

## 2.102.53 25152

---

**could not send @1@: @2@**

[Description]

Could not send.

[System Processing]

Processing aborts.

[Action]

Check log of Operating System.

## 2.102.54 25153

---

**could not create an additional interval event: @1@**

[Description]

Could not create an additional interval event.

[System Processing]

Processing aborts.

[Action]

Check log of Operating System.

## 2.102.55 25154

---

### could not create bufferevent: @1@

[Description]

Could not create bufferevent.

[System Processing]

Processing aborts.

[Action]

Check log of Operating System.

## 2.102.56 25155

---

### could not resolve address: @1@

[Description]

Could not resolve address.

[System Processing]

Processing aborts.

[Action]

Check log of Operating System.

## 2.102.57 25156

---

### invalid status(@1@) for heartbeat internal event(@2@)

[Description]

Invalid status for heartbeat internal event.

[System Processing]

Processing aborts.

[Action]

Contact Fujitsu technical support.

## 2.102.58 25157

---

### heartbeat connection is established

[Description]

Heartbeat connection is established.

[System Processing]

Processing continues.

[Action]

Recheck command line, configuration file, or logic of your application. Hint message may follow with this message.

## 2.102.59 25158

---

### heartbeat connect is refused: @1@

[Description]

Heartbeat connect is refused.

[System Processing]

Processing aborts.

[Action]

Check log of remote system.

## 2.102.60 25159

---

### remote node closes heartbeat connection

[Description]

Remote node closes heartbeat connection.

[System Processing]

Processing aborts.

[Action]

Check log of remote system.

## 2.102.61 25160

---

### remote node shuts down heartbeat connection

[Description]

Remote node shuts down heartbeat connection.

[System Processing]

Processing aborts.

[Action]

Check log of remote system.

## 2.102.62 25161

---

### heartbeat connect is timed out

[Description]

Heartbeat connect is timed out.

[System Processing]

Processing aborts.

[Action]

Check log of remote system.

## 2.102.63 25162

---

### heartbeat is timed out

[Description]

Heartbeat is timed out.

[System Processing]

Processing aborts.

[Action]

Check log of remote system.

## 2.102.64 25163

---

### could not establish heartbeat connection

[Description]

Could not establish heartbeat connection.

[System Processing]

Processing aborts.

[Action]

Check messages near this message.

## 2.102.65 25164

---

### out of memory

[Description]

Out of memory.

[System Processing]

Processing aborts.

[Action]

Check log of Operating System.

## 2.102.66 25165

---

**unexpected packet(@1@) is received**

[Description]

Unexpected packet is received.

[System Processing]

Processing aborts.

[Action]

Contact Fujitsu technical support.

## 2.102.67 25166

---

**could not listen for socket: @1@**

[Description]

Could not listen for socket.

[System Processing]

Processing aborts.

[Action]

Check log of Operating System.

## 2.102.68 25167

---

**could not get string format address: @1@**

[Description]

Could not get string format address.

[System Processing]

Processing continues.

[Action]

Check log of Operating System.

## 2.102.69 25168

---

**could not prepare for heartbeat: @1@**



[Description]

Could not prepare for heartbeat.

[System Processing]

Processing aborts.

[Action]

Check log of Operating System.

## 2.102.70 25169

---

### could not connect due to the following errors

[Description]

Could not connect due to the following errors.

[System Processing]

Processing aborts.

[Action]

Check messages near this message.

## 2.102.71 25170

---

### could not receive a heartbeat packet: @1@

[Description]

Could not receive a heartbeat packet.

[System Processing]

Processing aborts.

[Action]

Check log of Operating System.

## 2.102.72 25171

---

### error is occurred for completion of asynchronous connect for heartbeat: @1@

[Description]

Error is occurred for completion of asynchronous connect for heartbeat.

[System Processing]

Processing aborts.

[Action]

Check log of Operating System.

## 2.102.73 25172

---

**@1@ cause an error in heartbeat: @2@**

[Description]

Cause an error in heartbeat.

[System Processing]

Processing aborts.

[Action]

Check log of Operating System.

## 2.102.74 25173

---

**could not accept heartbeat connection: @1@**

[Description]

Could not accept heartbeat connection.

[System Processing]

Processing aborts.

[Action]

Check log of Operating System.

## 2.102.75 25174

---

**could not add node: host=@1@ hostaddr=@2@ port=@3@**

[Description]

Could not add node.

[System Processing]

Processing aborts.

[Action]

Check messages near this message.

## 2.102.76 25175

---

**listening on @1@ port @2@**

[Description]

Listening on port.

[System Processing]

Processing continues.

[Action]

Recheck command line, configuration file, or logic of your application. Hint message may follow with this message.

## 2.102.77 25176

---

**could not bind port @1@**

[Description]

Could not bind port.

[System Processing]

Processing aborts.

[Action]

Check messages near this message.

## 2.102.78 25177

---

**could not bind port @1@ with following causes**

[Description]

Could not bind port with following causes.

[System Processing]

Processing aborts.

[Action]

Check messages near this message.

## 2.102.79 25178

---

**could not send @1@: @2@**

[Description]

Could not send.

[System Processing]

Processing aborts.

[Action]

Check log of Operating System.

## 2.102.80 25179

---

**could not create an additional interval event: @1@**

[Description]

Could not create an additional interval event.

[System Processing]

Processing aborts.

[Action]

Check log of Operating System.

## 2.102.81 25180

---

**could not create bufferevent: @1@**

[Description]

Could not create bufferevent.

[System Processing]

Processing aborts.

[Action]

Check log of Operating System.

## 2.102.82 25181

---

**could not resolve address: @1@**

[Description]

Could not resolve address.

[System Processing]

Processing aborts.

[Action]

Check log of Operating System.

## 2.102.83 25182

---

**invalid status(@1@) for heartbeat internal event(@2@)**

[Description]

Invalid status for heartbeat internal event.

[System Processing]

Processing aborts.

[Action]

Contact Fujitsu technical support.

## 2.102.84 25183

---

**heartbeat connection is established**

[Description]

Heartbeat connection is established.

[System Processing]

Processing continues.

[Action]

Recheck command line, configuration file, or logic of your application. Hint message may follow with this message.

## 2.102.85 25184

---

### heartbeat connect is refused: @1@

[Description]

Heartbeat connect is refused.

[System Processing]

Processing aborts.

[Action]

Check log of remote system.

## 2.102.86 25185

---

### remote node closes heartbeat connection

[Description]

Remote node closes heartbeat connection.

[System Processing]

Processing aborts.

[Action]

Check log of remote system.

## 2.102.87 25186

---

### remote node shuts down heartbeat connection

[Description]

Remote node shuts down heartbeat connection.

[System Processing]

Processing aborts.

[Action]

Check log of remote system.

## 2.102.88 25187

---

### heartbeat connect is timed out

[Description]

Heartbeat connect is timed out.

[System Processing]

Processing aborts.

[Action]

Check log of remote system.

## 2.102.89 25188

---

### heartbeat is timed out

[Description]

Heartbeat is timed out.

[System Processing]

Processing aborts.

[Action]

Check log of remote system.

## 2.102.90 25189

---

### could not establish heartbeat connection

[Description]

Could not establish heartbeat connection.

[System Processing]

Processing aborts.

[Action]

Check messages near this message.

## 2.102.91 25190

---

### terminator: could not attach to server: unexpected result(@1@)

[Description]

Could not attach to server.

[System Processing]

Processing aborts.

[Action]

Contact Fujitsu technical support.

## 2.102.92 25191

---

### terminator: terminated connections: ipaddress="@1@"

[Description]

Terminated connections.

[System Processing]

Processing continues.

[Action]

Recheck command line, configuration file, or logic of your application. Hint message may follow with this message.

## 2.102.93 25192

---

### watchdog: could not send attribute

[Description]

Could not send attribute.

[System Processing]

Processing aborts.

[Action]

Check messages near this message.

## 2.102.94 25193

---

### watchdog: could not accept heartbeat connection

[Description]

Could not accept heartbeat connection.

[System Processing]

Processing aborts.

[Action]

Check messages near this message.

## 2.102.95 25194

---

### Increase watchdog.max\_hb\_connections.

[Description]

Increase watchdog.max\_hb\_connections.

[System Processing]

Processing aborts.

[Action]

Recheck command line, configuration file, or logic of your application. Hint message may follow with this message.

## 2.102.96 25195

---

**terminator: could not prepare statement for "@1@"**

[Description]

Could not prepare statement.

[System Processing]

Processing aborts.

[Action]

Check messages near this message.

## 2.102.97 25196

---

**set-valued function called in context that cannot accept a set**

[Description]

Set-valued function called in context that cannot accept a set.

[System Processing]

Processing aborts.

[Action]

Recheck command line, configuration file, or logic of your application. Hint message may follow with this message.

## 2.102.98 25197

---

**materialize mode required, but it is not allowed in this context**

[Description]

Materialize mode required, but it is not allowed in this context.

[System Processing]

Processing aborts.

[Action]

Recheck command line, configuration file, or logic of your application. Hint message may follow with this message.

## 2.102.99 25198

---



---

**"root" execution of the conmgr is not permitted. The conmgr must be started under an unprivileged user ID to prevent possible system security compromise. See the documentation for more information on how to properly start the conmgr.**

[Description]

"root" execution of the conmgr is not permitted. The conmgr must be started under an unprivileged user ID to prevent possible system security compromise. See the documentation for more information on how to properly start the conmgr.

[System Processing]

Processing aborts.

[Action]

Recheck command line, configuration file, or logic of your application. Hint message may follow with this message.

## 2.102.10025199

---

**Execution of conmgr by a user with administrative permissions is not permitted. The conmgr must be started under an unprivileged user ID to prevent possible system security compromises. See the documentation for more information on how to properly start the conmgr.**

[Description]

Execution of conmgr by a user with administrative permissions is not permitted. The conmgr must be started under an unprivileged user ID to prevent possible system security compromises. See the documentation for more information on how to properly start the conmgr.

[System Processing]

Processing aborts.

[Action]

Recheck command line, configuration file, or logic of your application. Hint message may follow with this message.

## 2.103 Message Numbers Beginning with 25200

---

### 2.103.1 25200

---

**The program "@1@" is needed by @2@ but was not found in the same directory as "@3@". Check your installation.**

[Description]

A required program was not found. Check your installation.

[System Processing]

Processing aborts.

[Action]

Recheck command line, configuration file, or logic of your application. Hint message may follow with this message.

### 2.103.2 25201

---

**The program "@1@" was found by "@2@" but was not the same version as @3@. Check your installation.**

[Description]

The program was not the same version.

[System Processing]

Processing aborts.

[Action]

Recheck command line, configuration file, or logic of your application. Hint message may follow with this message.

### 2.103.3 25202

---

**invalid value for integer parameter in configuration file "@1@" line @2@**

[Description]

Invalid value for integer parameter in configuration file.

[System Processing]

Processing aborts.

[Action]

Recheck command line, configuration file, or logic of your application. Hint message may follow with this message.

### 2.103.4 25203

---

**attribute of the instance(host='@1@', port=@2@) is changed from '@3@' to '@4@'**

[Description]

Attribute of the instance is changed.

[System Processing]

Processing continues.

[Action]

No action required.

### 2.103.5 25204

---

**Sleep until another process releases global meta cache because global meta cache cannot be swept away yet. Please increase pgx\_global\_metacache.**

[Description]

Sleep until another process releases global meta cache because global meta cache cannot be swept away yet. Please increase pgx\_global\_metacache.

[System Processing]

Processing continues.

[Action]

If this message occurs frequently, increase the pgx\_global\_metacache parameter setting and restart the database.

### 2.103.6 25205

---

**GMC is swept away**

[Description]

GMC is swept away.

[System Processing]

Processing continues.

[Action]

No action required.

---

## 2.103.7 25206

---

**pgx\_global\_metacache must be set to at least 10MB when enabled.**

[Description]

pgx\_global\_metacache must be set to at least 10MB when enabled.

[System Processing]

Processing will be aborted.

[Action]

Set the pgx\_global\_metacache parameter to at least 10MB and restart the database.

---

## 2.103.8 25207

---

**TDE\_z: PKCS11 Slot ID is not defined**

[Description]

The opencryptoki Slot ID for transparent data encryption is not defined.

[System Processing]

Processing will be aborted.

[Action]

In postgresql.conf set the GUC TDE\_z.SLOT\_ID to the opencryptoki Slot ID configured for transparent data encryption.

---

## 2.103.9 25208

---

**TDE\_z: PKCS11 User PIN is not available at load time**

[Description]

The opencryptoki User PIN associated with the token of Slot ID was not defined at load time.

[System Processing]

This is only a warning message when TDE\_z is loaded.

[Action]

The token User PIN must be known to TDE\_z before secure keys can be used. Specify the User PIN at load time with --user-pin option, or by GUC TDE\_z.USER\_PIN in postgresql.conf. Or, specify the User PIN at run-time using SELECT pgx\_open\_keystore(user pin); or SELECT pgx\_set\_master\_key(user pin);

---

## 2.103.10 25209

---

**TDE\_z: Slot @1@ token model is '@2@'**

[Description]

Logs the opencryptoki Slot ID and token model that TDE\_z will be using.

[System Processing]

This is an information message when TDE\_z is loaded.

[Action]

No action is required. Confirm the Slot and token type are as expected.

## 2.103.11 25210

---

### TDE\_z: Slot @1@ token model '@2@' is not supported

[Description]

The opencryptoki token model at the specified Slot ID is not supported by TDE\_z.

[System Processing]

Processing will be aborted.

[Action]

Only "EP11" and "CCA" tokens are supported.

## 2.103.12 25211

---

### TDE\_z: Slot @1@ C\_GetMechanismInfo CKM\_AES\_KEY\_GEN: @2@ [@3@]

[Description]

The specified Slot ID does not support a mechanism required by TDE\_z.

[System Processing]

Processing will be aborted.

[Action]

Specify a different token which supports the necessary mechanism.

## 2.103.13 25212

---

### TDE\_z: Slot @1@ mechanism does not support CKF\_GENERATE

[Description]

The specified Slot ID does not support a mechanism required by TDE\_z.

[System Processing]

Processing will be aborted.

[Action]

Specify a different token which supports the necessary mechanism.

## 2.103.14 25213

---

### TDE\_z: Slot @1@ C\_GetMechanismInfo CKM\_AES\_CBC: @2@ [@3@]

[Description]

The specified Slot ID does not support a mechanism required by TDE\_z.

[System Processing]

Processing will be aborted.

[Action]

Specify a different token which supports the necessary mechanism.

## 2.103.15 25214

---

### TDE\_z: Slot @1@ mechanism does not support CKF\_ENCRYPT

[Description]

The specified Slot ID does not support a mechanism required by TDE\_z.

[System Processing]

Processing will be aborted.

[Action]

Specify a different token which supports the necessary mechanism.

## 2.103.16 25215

---

### TDE\_z: Slot @1@ mechanism does not support CKF\_DECRYPT

[Description]

The specified Slot ID does not support a mechanism required by TDE\_z.

[System Processing]

Processing will be aborted.

[Action]

Specify a different token which supports the necessary mechanism.

## 2.103.17 25216

---

### TDE\_z: Unable to initialize the opencryptoki library: 0x@1@ [@2@]

[Description]

The call to the C\_Initialize function of PKCS#11 has failed.

[System Processing]

Processing will be aborted.

[Action]

Check the message text and take appropriate action based on the reported PKCS#11 error code.

## 2.103.18 25217

---

### **TDE\_z: Slot @1@ C\_OpenSession: @2@ [@3@]**

#### [Description]

The call to the C\_OpenSession function of PKCS#11 has failed.

#### [System Processing]

Processing will be aborted.

#### [Action]

Check the message text and take appropriate action based on the reported PKCS#11 error code.

## 2.103.19 25218

---

### **TDE\_z extension must be loaded via shared\_preload\_libraries**

#### [Description]

The TDE\_z extension cannot be dynamically loaded by the user.

#### [System Processing]

Processing will be aborted.

#### [Action]

In postgresql.conf specify shared\_preload\_libraries = 'TDE\_z'

## 2.103.20 25219

---

### **TDE\_z: C\_Login: @1@ [@2@]**

#### [Description]

The call to the C\_OpenSession function of PKCS#11 has failed.

#### [System Processing]

Processing will be aborted.

#### [Action]

Check the message text and take appropriate action based on the reported PKCS#11 error code.

## 2.103.21 25220

---

### **TDE\_z: Expected key not found: @1@ [@2@]**

#### [Description]

During encryption or decryption processing TDE\_z was not able to find an expected opencryptoki key.

#### [System Processing]

Processing will be aborted.

[Action]

The keystore and the opencryptoki token key objects are not consistent with each other. This may happen if the keystore and/or opencryptoki token directory have been incorrectly copied (or not copied at all). Check all files have been copied correctly.

## 2.103.22 25221

---

### TDE\_z : Operation not supported

[Description]

The TDE\_z extension cannot be dynamically loaded by the user.

[System Processing]

Processing will be aborted.

[Action]

In postgresql.conf specify shared\_preload\_libraries = 'TDE\_z'

## 2.103.23 25222

---

### Keystore does not require passphrase.

[Description]

keystore-passphrase command line option and PGX\_KEYSTORE\_PASSPHRASE environment variable should not be set when using TDE\_z extension.

[System Processing]

Processing will be aborted.

[Action]

Remove keystore-passphrase from command line option or unset PGX\_KEYSTORE\_PASSPHRASE environment variable before starting the server with TDE\_z extension loaded.

## 2.103.24 25223

---

### Keystore does not require passphrase. @1@ cannot be executed.

[Description]

pgx\_set\_keystore\_passphrase function cannot be executed when TDE\_z extension is used.

[System Processing]

Processing will be aborted.

[Action]

Check the message text and confirm that the application is written correctly and the command is being used correctly

## 2.103.25 25224

---

### encryption of the keystore "@1@" failed: @2@

[Description]

An error occurred.

[System Processing]

Processing will be aborted.

[Action]

To investigate the cause of the occurrence from the message, and remove cause.

## 2.103.26 25225

---

### decryption of the keystore "@1@" failed: @2@

[Description]

An error occurred.

[System Processing]

Processing will be aborted.

[Action]

To investigate the cause of the occurrence from the message, and remove cause.

## 2.103.27 25226

---

### keystore for Hardware-based encryption has been opened

[Description]

Terminated normally.

[System Processing]

Continues processing.

[Action]

No action required.

## 2.104 Message Numbers Beginning with 70000

---

### 2.104.1 70001

---

#### Error loading default settings from driverconfig.properties

[Description]

An unexpected error occurred.

[System Processing]

Processing will be aborted.

[Action]

Contact Fujitsu technical support.



## 2.104.2 70002

---

**Your security policy has prevented the connection from being attempted. You probably need to grant the connect java.net.SocketPermission to the database server host and port that you wish to connect to.**

[Description]

An error occurred during execution of the application or command.

[System Processing]

Processing will be aborted.

[Action]

Check the message text and confirm that the application is written correctly and the command is being used correctly.

## 2.104.3 70003

---

**Something unusual has occurred to cause the driver to fail. Please report this exception.**

[Description]

An unexpected error occurred.

[System Processing]

Processing will be aborted.

[Action]

Contact Fujitsu technical support.

## 2.104.4 70004

---

**Connection attempt timed out.**

[Description]

Timeout occurred during execution of the application.

[System Processing]

Processing will be aborted.

[Action]

Check the following:

- If executing SQL that outputs a large volume of search results, add a conditional expression to filter the results further.
- If numerous SQLs are being simultaneously executed, reduce the number of simultaneously executed SQLs.
- If a large volume of data is to be updated in a single transaction, modify the SQL to reduce the volume of data to be updated in a single transaction.
- If executing a complex SQL, modify it to a simple SQL.
- Check if there are any problems in the network.
- Before conducting maintenance that involves the processing of a large volume of data, use the SET statement to temporarily increase the value of maintenance\_work\_mem.

## 2.104.5 70005

---

**Interrupted while attempting to connect.**

[Description]

The database server was disconnected during execution of the application.

[System Processing]

Processing will be aborted.

[Action]

Communication may have been disconnected for the following reasons:

- An error occurred in the communication line (TCP/IP etc.)
- The database server terminated abnormally.

Take the following actions:

- Eliminate the cause of the communication disconnection.

Examine the application and check whether the transaction for implementing update is a long transaction. Judge whether it is a long transaction from the following viewpoints and modify the application.

- a) If the COMMIT process is not executed after update, add the COMMIT process.
  - b) If the total number of update records in a single transaction is high, split it into short transactions.
  - c) If search was conducted for a long period of time after update, execute COMMIT after update or review the search SQL statement.
- If none of the above situations applies, perform the following:
    - a) Confirm that the database server has not stopped.
    - b) If the database server is starting or stopping, re-execute the command after the database server starts.

## 2.104.6 70006

---

**Method @1 @ is not yet implemented.**

[Description]

An error occurred during execution of the application or command.

[System Processing]

Processing will be aborted.

[Action]

Check the message text and confirm that the application is written correctly and the command is being used correctly.

## 2.104.7 70007

---

**Requested CopyIn but got @1 @**

[Description]

An error occurred during execution of the application or command.

[System Processing]

Processing will be aborted.

[Action]

Check the message text and confirm that the application is written correctly and the command is being used correctly.

## 2.104.8 70008

---

**Requested CopyOut but got @1 @**

[Description]

An error occurred during execution of the application or command.

[System Processing]

Processing will be aborted.

[Action]

Check the message text and confirm that the application is written correctly and the command is being used correctly.

## 2.104.9 70009

---

### Copying from database failed: @1 @

[Description]

An unexpected error occurred.

[System Processing]

Processing will be aborted.

[Action]

Contact Fujitsu technical support.

## 2.104.10 70010

---

### This copy stream is closed.

[Description]

An error occurred during execution of the application or command.

[System Processing]

Processing will be aborted.

[Action]

Check the message text and confirm that the application is written correctly and the command is being used correctly.

## 2.104.11 70011

---

### Read from copy failed.

[Description]

The database server was disconnected during execution of the application.

[System Processing]

Processing will be aborted.

[Action]

Communication may have been disconnected for the following reasons:

- An error occurred in the communication line (TCP/IP etc.)
- The database server terminated abnormally.

Take the following actions:

- Eliminate the cause of the communication disconnection.

Examine the application and check whether the transaction for implementing update is a long transaction. Judge whether it is a long transaction from the following viewpoints and modify the application.

- a) If the COMMIT process is not executed after update, add the COMMIT process.
  - b) If the total number of update records in a single transaction is high, split it into short transactions.
  - c) If search was conducted for a long period of time after update, execute COMMIT after update or review the search SQL statement.
- If none of the above situations applies, perform the following:
- a) Confirm that the database server has not stopped.
  - b) If the database server is starting or stopping, re-execute the command after the database server starts.

## 2.104.12 70012

---

### Cannot write to copy a byte of value @1@

#### [Description]

An error occurred during execution of the application or command.

#### [System Processing]

Processing will be aborted.

#### [Action]

Check the message text and confirm that the application is written correctly and the command is being used correctly.

## 2.104.13 70013

---

### A connection could not be made using the requested protocol @1@.

#### [Description]

An error occurred during execution of the application or command.

#### [System Processing]

Processing will be aborted.

#### [Action]

Check the message text and confirm that the application is written correctly and the command is being used correctly.

## 2.104.14 70014

---

### Premature end of input stream, expected @1@ bytes, but only read @2@.

#### [Description]

An error occurred during execution of the application or command.

#### [System Processing]

Processing will be aborted.

#### [Action]

Check the message text and confirm that the application is written correctly and the command is being used correctly.

## 2.104.15 70015

---

### Expected an EOF from server, got: @1@

#### [Description]

An error occurred during communication between the application and the database server.

#### [System Processing]

Processing will be aborted.

#### [Action]

Check if there are any problems in the network, eliminate the cause of any error and re-execute the command.

## 2.104.16 70016

---

### An unexpected result was returned by a query.

#### [Description]

An error occurred during communication between the application and the database server.

#### [System Processing]

Processing will be aborted.

#### [Action]

Check if there are any problems in the network, eliminate the cause of any error and re-execute the command.

## 2.104.17 70017

---

### Illegal UTF-8 sequence: byte @1@ of @2@ byte sequence is not 10xxxxx: @3@

#### [Description]

An error occurred during execution of the application or command.

#### [System Processing]

Processing will be aborted.

#### [Action]

Check the message text and confirm that the application is written correctly and the command is being used correctly.

## 2.104.18 70018

---

### Illegal UTF-8 sequence: @1@ bytes used to encode a @2@ byte value: @3@

#### [Description]

An error occurred during execution of the application or command.

#### [System Processing]

Processing will be aborted.

[Action]

Check the message text and confirm that the application is written correctly and the command is being used correctly.

## 2.104.19 70019

---

### Illegal UTF-8 sequence: initial byte is @1@: @2@

[Description]

An error occurred during execution of the application or command.

[System Processing]

Processing will be aborted.

[Action]

Check the message text and confirm that the application is written correctly and the command is being used correctly.

## 2.104.20 70020

---

### Illegal UTF-8 sequence: final value is out of range: @1@

[Description]

An error occurred during execution of the application or command.

[System Processing]

Processing will be aborted.

[Action]

Check the message text and confirm that the application is written correctly and the command is being used correctly.

## 2.104.21 70021

---

### Illegal UTF-8 sequence: final value is a surrogate value: @1@

[Description]

An error occurred during execution of the application or command.

[System Processing]

Processing will be aborted.

[Action]

Check the message text and confirm that the application is written correctly and the command is being used correctly.

## 2.104.22 70022

---

### Zero bytes may not occur in string parameters.

[Description]

An error occurred during execution of the application or command.

[System Processing]

Processing will be aborted.

[Action]

Check the message text and confirm that the application is written correctly and the command is being used correctly.

## 2.104.23 70023

---

**Zero bytes may not occur in identifiers.**

[Description]

An error occurred during execution of the application or command.

[System Processing]

Processing will be aborted.

[Action]

Check the message text and confirm that the application is written correctly and the command is being used correctly.

## 2.104.24 70024

---

**Cannot convert an instance of @1@ to type @2@**

[Description]

An error occurred during execution of the application or command.

[System Processing]

Processing will be aborted.

[Action]

Check the message text and confirm that the application is written correctly and the command is being used correctly.

## 2.104.25 70025

---

**Connection to @1@ refused. Check that the hostname and port are correct and that the postmaster is accepting TCP/IP connections.**

[Description]

An error occurred during execution of the application or command.

[System Processing]

Processing will be aborted.

[Action]

Check the message text and confirm that the application is written correctly and the command is being used correctly.

## 2.104.26 70026

---

---

### The connection attempt failed.

#### [Description]

The database server was disconnected during execution of the application.

#### [System Processing]

Processing will be aborted.

#### [Action]

Communication may have been disconnected for the following reasons:

- An error occurred in the communication line (TCP/IP etc.)
- The database server terminated abnormally.

Take the following actions:

- Eliminate the cause of the communication disconnection.

Examine the application and check whether the transaction for implementing update is a long transaction. Judge whether it is a long transaction from the following viewpoints and modify the application.

- a) If the COMMIT process is not executed after update, add the COMMIT process.
  - b) If the total number of update records in a single transaction is high, split it into short transactions.
  - c) If search was conducted for a long period of time after update, execute COMMIT after update or review the search SQL statement.
- If none of the above situations applies, perform the following:
    - a) Confirm that the database server has not stopped.
    - b) If the database server is starting or stopping, re-execute the command after the database server starts.

## 2.104.27 70027

---

### The server does not support SSL.

#### [Description]

An error occurred during execution of the application or command.

#### [System Processing]

Processing will be aborted.

#### [Action]

Check the message text and confirm that the application is written correctly and the command is being used correctly.

## 2.104.28 70028

---

### An error occurred while setting up the SSL connection.

#### [Description]

An error occurred during communication between the application and the database server.

#### [System Processing]

Processing will be aborted.

#### [Action]

Check if there are any problems in the network, eliminate the cause of any error and re-execute the command.



## 2.104.29 70030

---

**The server requested password-based authentication, but no password was provided.**

[Description]

An error occurred during execution of the application or command.

[System Processing]

Processing will be aborted.

[Action]

Check the message text and confirm that the application is written correctly and the command is being used correctly.

## 2.104.30 70031

---

**The authentication type @1@ is not supported. Check that you have configured the pg\_hba.conf file to include the client's IP address or subnet, and that it is using an authentication scheme supported by the driver.**

[Description]

An error occurred during execution of the application or command.

[System Processing]

Processing will be aborted.

[Action]

Check the message text and confirm that the application is written correctly and the command is being used correctly.

## 2.104.31 70032

---

**Protocol error. Session setup failed.**

[Description]

An error occurred during communication between the application and the database server.

[System Processing]

Processing will be aborted.

[Action]

Check if there are any problems in the network, eliminate the cause of any error and re-execute the command.

## 2.104.32 70034

---

**The column index is out of range: @1@, number of columns: @2@.**

[Description]

An error occurred during execution of the application or command.

[System Processing]

Processing will be aborted.

[Action]

Check the message text and confirm that the application is written correctly and the command is being used correctly.

## 2.104.33 70035

---

### No value specified for parameter @1@.

[Description]

An error occurred during execution of the application or command.

[System Processing]

Processing will be aborted.

[Action]

Check the message text and confirm that the application is written correctly and the command is being used correctly.

## 2.104.34 70036

---

### Expected command status BEGIN, got @1@.

[Description]

An error occurred during communication between the application and the database server.

[System Processing]

Processing will be aborted.

[Action]

Check if there are any problems in the network, eliminate the cause of any error and re-execute the command.

## 2.104.35 70037

---

### Unexpected command status: @1@.

[Description]

An error occurred during communication between the application and the database server.

[System Processing]

Processing will be aborted.

[Action]

Check if there are any problems in the network, eliminate the cause of any error and re-execute the command.

## 2.104.36 70038

---

### An I/O error occurred while sending to the backend.

[Description]

An error occurred during communication between the application and the database server.

[System Processing]

Processing will be aborted.

[Action]

Check if there are any problems in the network, eliminate the cause of any error and re-execute the command.

## 2.104.37 70039

---

### Unknown Response Type @1@.

[Description]

An error occurred during communication between the application and the database server.

[System Processing]

Processing will be aborted.

[Action]

Check if there are any problems in the network, eliminate the cause of any error and re-execute the command.

## 2.104.38 70040

---

### Ran out of memory retrieving query results.

[Description]

There was insufficient free space in the server's memory during execution of the application.

[System Processing]

Processing will be aborted.

[Action]

Estimate memory usage and take the following action:

- If the number of simultaneous connections from client applications is high, reduce it.
- If the number of simultaneous SQL executions is high, reduce it.

## 2.104.39 70044

---

### CommandComplete expected COPY but got:

[Description]

An error occurred during communication between the application and the database server.

[System Processing]

Processing will be aborted.

[Action]

Check if there are any problems in the network, eliminate the cause of any error and re-execute the command.

## 2.104.40 70045

---

### Tried to obtain lock while already holding it

[Description]

An error occurred during execution of the application or command.

[System Processing]

Processing will be aborted.

[Action]

Check the message text and confirm that the application is written correctly and the command is being used correctly.

## 2.104.41 70046

---

### Tried to break lock on database connection

[Description]

An error occurred during execution of the application or command.

[System Processing]

Processing will be aborted.

[Action]

Check the message text and confirm that the application is written correctly and the command is being used correctly.

## 2.104.42 70047

---

### Interrupted while waiting to obtain lock on database connection

[Description]

An error occurred during execution of the application or command.

[System Processing]

Processing will be aborted.

[Action]

Check the message text and confirm that the application is written correctly and the command is being used correctly.

## 2.104.43 70048

---

### Unable to bind parameter values for statement.

[Description]

An error occurred during execution of the application or command.

[System Processing]

Processing will be aborted.

[Action]

Check the message text and confirm that the application is written correctly and the command is being used correctly.

## 2.104.44 70049

---

### Database connection failed when starting copy

[Description]

The database server was disconnected during execution of the application.

[System Processing]

Processing will be aborted.

[Action]

Communication may have been disconnected for the following reasons:

- An error occurred in the communication line (TCP/IP etc.)
- The database server terminated abnormally.

Take the following actions:

- Eliminate the cause of the communication disconnection.

Examine the application and check whether the transaction for implementing update is a long transaction. Judge whether it is a long transaction from the following viewpoints and modify the application.

- a) If the COMMIT process is not executed after update, add the COMMIT process.
  - b) If the total number of update records in a single transaction is high, split it into short transactions.
  - c) If search was conducted for a long period of time after update, execute COMMIT after update or review the search SQL statement.
- If none of the above situations applies, perform the following:
    - a) Confirm that the database server has not stopped.
    - b) If the database server is starting or stopping, re-execute the command after the database server starts.

## 2.104.45 70050

---

### Tried to cancel an inactive copy operation

[Description]

An error occurred during execution of the application or command.

[System Processing]

Processing will be aborted.

[Action]

Check the message text and confirm that the application is written correctly and the command is being used correctly.

## 2.104.46 70051

---

### Database connection failed when canceling copy operation

[Description]

The database server was disconnected during execution of the application.

[System Processing]

Processing will be aborted.

[Action]

Communication may have been disconnected for the following reasons:

- An error occurred in the communication line (TCP/IP etc.)
- The database server terminated abnormally.

Take the following actions:

- Eliminate the cause of the communication disconnection.

Examine the application and check whether the transaction for implementing update is a long transaction. Judge whether it is a long transaction from the following viewpoints and modify the application.

- a) If the COMMIT process is not executed after update, add the COMMIT process.
  - b) If the total number of update records in a single transaction is high, split it into short transactions.
  - c) If search was conducted for a long period of time after update, execute COMMIT after update or review the search SQL statement.
- If none of the above situations applies, perform the following:
    - a) Confirm that the database server has not stopped.
    - b) If the database server is starting or stopping, re-execute the command after the database server starts.

## 2.104.47 70052

---

### Missing expected error response to copy cancel request

[Description]

An error occurred during communication between the application and the database server.

[System Processing]

Processing will be aborted.

[Action]

Check if there are any problems in the network, eliminate the cause of any error and re-execute the command.

## 2.104.48 70053

---

### Got @1@ error responses to single copy cancel request

[Description]

An error occurred during communication between the application and the database server.

[System Processing]

Processing will be aborted.

[Action]

Check if there are any problems in the network, eliminate the cause of any error and re-execute the command.

## 2.104.49 70054

---

### Tried to end inactive copy

#### [Description]

An error occurred during execution of the application or command.

#### [System Processing]

Processing will be aborted.

#### [Action]

Check the message text and confirm that the application is written correctly and the command is being used correctly.

## 2.104.50 70055

---

### Database connection failed when ending copy

#### [Description]

The database server was disconnected during execution of the application.

#### [System Processing]

Processing will be aborted.

#### [Action]

Communication may have been disconnected for the following reasons:

- An error occurred in the communication line (TCP/IP etc.)
- The database server terminated abnormally.

Take the following actions:

- Eliminate the cause of the communication disconnection.

Examine the application and check whether the transaction for implementing update is a long transaction. Judge whether it is a long transaction from the following viewpoints and modify the application.

- a) If the COMMIT process is not executed after update, add the COMMIT process.
  - b) If the total number of update records in a single transaction is high, split it into short transactions.
  - c) If search was conducted for a long period of time after update, execute COMMIT after update or review the search SQL statement.
- If none of the above situations applies, perform the following:
    - a) Confirm that the database server has not stopped.
    - b) If the database server is starting or stopping, re-execute the command after the database server starts.

## 2.104.51 70056

---

### Tried to write to an inactive copy operation

#### [Description]

An error occurred during execution of the application or command.

[System Processing]

Processing will be aborted.

[Action]

Check the message text and confirm that the application is written correctly and the command is being used correctly.

## 2.104.52 70057

---

### Database connection failed when writing to copy

[Description]

The database server was disconnected during execution of the application.

[System Processing]

Processing will be aborted.

[Action]

Communication may have been disconnected for the following reasons:

- An error occurred in the communication line (TCP/IP etc.)
- The database server terminated abnormally.

Take the following actions:

- Eliminate the cause of the communication disconnection.

Examine the application and check whether the transaction for implementing update is a long transaction. Judge whether it is a long transaction from the following viewpoints and modify the application.

- a) If the COMMIT process is not executed after update, add the COMMIT process.
  - b) If the total number of update records in a single transaction is high, split it into short transactions.
  - c) If search was conducted for a long period of time after update, execute COMMIT after update or review the search SQL statement.
- If none of the above situations applies, perform the following:
    - a) Confirm that the database server has not stopped.
    - b) If the database server is starting or stopping, re-execute the command after the database server starts.

## 2.104.53 70058

---

### Tried to read from inactive copy

[Description]

An error occurred during execution of the application or command.

[System Processing]

Processing will be aborted.

[Action]

Check the message text and confirm that the application is written correctly and the command is being used correctly.

## 2.104.54 70059

---



---

## Database connection failed when reading from copy

### [Description]

The database server was disconnected during execution of the application.

### [System Processing]

Processing will be aborted.

### [Action]

Communication may have been disconnected for the following reasons:

- An error occurred in the communication line (TCP/IP etc.)
- The database server terminated abnormally.

Take the following actions:

- Eliminate the cause of the communication disconnection.

Examine the application and check whether the transaction for implementing update is a long transaction. Judge whether it is a long transaction from the following viewpoints and modify the application.

- a) If the COMMIT process is not executed after update, add the COMMIT process.
  - b) If the total number of update records in a single transaction is high, split it into short transactions.
  - c) If search was conducted for a long period of time after update, execute COMMIT after update or review the search SQL statement.
- If none of the above situations applies, perform the following:
    - a) Confirm that the database server has not stopped.
    - b) If the database server is starting or stopping, re-execute the command after the database server starts.

## 2.104.55 70060

---

## Received CommandComplete "@1@" without an active copy operation

### [Description]

An error occurred during execution of the application or command.

### [System Processing]

Processing will be aborted.

### [Action]

Check the message text and confirm that the application is written correctly and the command is being used correctly.

## 2.104.56 70061

---

## Got CopyInResponse from server during an active @1@

### [Description]

An error occurred during execution of the application or command.

### [System Processing]

Processing will be aborted.

### [Action]

Check the message text and confirm that the application is written correctly and the command is being used correctly.

## 2.104.57 70062

---

### Got CopyOutResponse from server during an active @1@

[Description]

An error occurred during execution of the application or command.

[System Processing]

Processing will be aborted.

[Action]

Check the message text and confirm that the application is written correctly and the command is being used correctly.

## 2.104.58 70063

---

### Got CopyData without an active copy operation

[Description]

An error occurred during execution of the application or command.

[System Processing]

Processing will be aborted.

[Action]

Check the message text and confirm that the application is written correctly and the command is being used correctly.

## 2.104.59 70064

---

### Unexpected copydata from server for @1@

[Description]

An error occurred during communication between the application and the database server.

[System Processing]

Processing will be aborted.

[Action]

Check if there are any problems in the network, eliminate the cause of any error and re-execute the command.

## 2.104.60 70065

---

### Unexpected packet type during copy: @1@

[Description]

An error occurred during execution of the application or command.

[System Processing]

Processing will be aborted.

[Action]

Check the message text and confirm that the application is written correctly and the command is being used correctly.

## 2.104.61 70066

---

**Bind message length @1@ too long. This can be caused by very large or incorrect length specifications on InputStream parameters.**

[Description]

An error occurred during execution of the application or command.

[System Processing]

Processing will be aborted.

[Action]

Check the message text and confirm that the application is written correctly and the command is being used correctly.

## 2.104.62 70067

---

**The server's client\_encoding parameter was changed to @1@. The JDBC driver requires client\_encoding to be UTF8 for correct operation.**

[Description]

An error occurred during communication between the application and the database server.

[System Processing]

Processing will be aborted.

[Action]

Check if there are any problems in the network, eliminate the cause of any error and re-execute the command.

## 2.104.63 70068

---

**The server's DateStyle parameter was changed to @1@. The JDBC driver requires DateStyle to begin with ISO for correct operation.**

[Description]

An error occurred during communication between the application and the database server.

[System Processing]

Processing will be aborted.

[Action]

Check if there are any problems in the network, eliminate the cause of any error and re-execute the command.

## 2.104.64 70069

---

**The server's standard\_conforming\_strings parameter was reported as @1@. The JDBC driver expected on or off.**

[Description]

An error occurred during communication between the application and the database server.

[System Processing]

Processing will be aborted.

[Action]

Check if there are any problems in the network, eliminate the cause of any error and re-execute the command.

## 2.104.65 70070

---

### **The driver currently does not support COPY operations.**

[Description]

An error occurred during execution of the application or command.

[System Processing]

Processing will be aborted.

[Action]

Check the message text and confirm that the application is written correctly and the command is being used correctly.

## 2.104.66 70071

---

### **This PooledConnection has already been closed.**

[Description]

An error occurred during execution of the application or command.

[System Processing]

Processing will be aborted.

[Action]

Check the message text and confirm that the application is written correctly and the command is being used correctly.

## 2.104.67 70072

---

### **Connection has been closed automatically because a new connection was opened for the same PooledConnection or the PooledConnection has been closed.**

[Description]

An error occurred during execution of the application or command.

[System Processing]

Processing will be aborted.

[Action]

Check the message text and confirm that the application is written correctly and the command is being used correctly.

## 2.104.68 70073

---

### Connection has been closed.

[Description]

An error occurred during execution of the application or command.

[System Processing]

Processing will be aborted.

[Action]

Check the message text and confirm that the application is written correctly and the command is being used correctly.

## 2.104.69 70074

---

### Statement has been closed.

[Description]

An error occurred during execution of the application or command.

[System Processing]

Processing will be aborted.

[Action]

Check the message text and confirm that the application is written correctly and the command is being used correctly.

## 2.104.70 70075

---

### Failed to setup DataSource.

[Description]

An unexpected error occurred.

[System Processing]

Processing will be aborted.

[Action]

Contact Fujitsu technical support.

## 2.104.71 70076

---

### DataSource has been closed.

[Description]

An error occurred during execution of the application or command.

[System Processing]

Processing will be aborted.

[Action]

Check the message text and confirm that the application is written correctly and the command is being used correctly.

## 2.104.72 70077

---

### Fastpath call @1@ - No result was returned and we expected an integer.

[Description]

An error occurred during execution of the application or command.

[System Processing]

Processing will be aborted.

[Action]

Check the message text and confirm that the application is written correctly and the command is being used correctly.

## 2.104.73 70078

---

### The fastpath function @1@ is unknown.

[Description]

An error occurred during execution of the application or command.

[System Processing]

Processing will be aborted.

[Action]

Check the message text and confirm that the application is written correctly and the command is being used correctly.

## 2.104.74 70079

---

### Conversion to type @1@ failed: @2@.

[Description]

An error occurred during execution of the application or command.

[System Processing]

Processing will be aborted.

[Action]

Check the message text and confirm that the application is written correctly and the command is being used correctly.

## 2.104.75 70080

---

### Cannot tell if path is open or closed: @1@.

[Description]

An error occurred during execution of the application or command.

[System Processing]

Processing will be aborted.

[Action]

Check the message text and confirm that the application is written correctly and the command is being used correctly.

## 2.104.76 70081

---

### GSS Authentication failed

[Description]

The database server was disconnected during execution of the application.

[System Processing]

Processing will be aborted.

[Action]

Communication may have been disconnected for the following reasons:

- An error occurred in the communication line (TCP/IP etc.)
- The database server terminated abnormally.

Take the following actions:

- Eliminate the cause of the communication disconnection.

Examine the application and check whether the transaction for implementing update is a long transaction. Judge whether it is a long transaction from the following viewpoints and modify the application.

- a) If the COMMIT process is not executed after update, add the COMMIT process.
  - b) If the total number of update records in a single transaction is high, split it into short transactions.
  - c) If search was conducted for a long period of time after update, execute COMMIT after update or review the search SQL statement.
- If none of the above situations applies, perform the following:
    - a) Confirm that the database server has not stopped.
    - b) If the database server is starting or stopping, re-execute the command after the database server starts.

## 2.104.77 70082

---

### The array index is out of range: @1@

[Description]

An error occurred during execution of the application or command.

[System Processing]

Processing will be aborted.

[Action]

Check the message text and confirm that the application is written correctly and the command is being used correctly.

## 2.104.78 70083

---

---

**The array index is out of range: @1@, number of elements: @2@.**

[Description]

An error occurred during execution of the application or command.

[System Processing]

Processing will be aborted.

[Action]

Check the message text and confirm that the application is written correctly and the command is being used correctly.

## 2.104.79 70084

---

**Truncation of large objects is only implemented in 8.3 and later servers.**

[Description]

An error occurred during execution of the application or command.

[System Processing]

Processing will be aborted.

[Action]

Check the message text and confirm that the application is written correctly and the command is being used correctly.

## 2.104.80 70085

---

**Cannot truncate LOB to a negative length.**

[Description]

An error occurred during execution of the application or command.

[System Processing]

Processing will be aborted.

[Action]

Check the message text and confirm that the application is written correctly and the command is being used correctly.

## 2.104.81 70086

---

**PostgreSQL LOBs can only index to: @1@**

[Description]

An error occurred during execution of the application or command.

[System Processing]

Processing will be aborted.

[Action]

Check the message text and confirm that the application is written correctly and the command is being used correctly.



## 2.104.82 70087

---

### LOB positioning offsets start at 1.

[Description]

An error occurred during execution of the application or command.

[System Processing]

Processing will be aborted.

[Action]

Check the message text and confirm that the application is written correctly and the command is being used correctly.

## 2.104.83 70088

---

### free() was called on this LOB previously

[Description]

An error occurred during execution of the application or command.

[System Processing]

Processing will be aborted.

[Action]

Check the message text and confirm that the application is written correctly and the command is being used correctly.

## 2.104.84 70089

---

### Unsupported value for stringtype parameter: @1@

[Description]

An error occurred during execution of the application or command.

[System Processing]

Processing will be aborted.

[Action]

Check the message text and confirm that the application is written correctly and the command is being used correctly.

## 2.104.85 70091

---

### No results were returned by the query.

[Description]

An error occurred during execution of the application or command.

[System Processing]

Processing will be aborted.

[Action]

Check the message text and confirm that the application is written correctly and the command is being used correctly.

## 2.104.86 70092

---

### A result was returned when none was expected.

[Description]

An unexpected error occurred.

[System Processing]

Processing will be aborted.

[Action]

Contact Fujitsu technical support.

## 2.104.87 70093

---

### Custom type maps are not supported.

[Description]

An error occurred during execution of the application or command.

[System Processing]

Processing will be aborted.

[Action]

Check the message text and confirm that the application is written correctly and the command is being used correctly.

## 2.104.88 70094

---

### Failed to create object for: @1@.

[Description]

An error occurred during execution of the application or command.

[System Processing]

Processing will be aborted.

[Action]

Check the message text and confirm that the application is written correctly and the command is being used correctly.

## 2.104.89 70095

---

### Unable to load the class @1@ responsible for the datatype @2@

[Description]

An error occurred during execution of the application or command.

[System Processing]

Processing will be aborted.

[Action]

Check the message text and confirm that the application is written correctly and the command is being used correctly.

## 2.104.90 70096

---

### Cannot change transaction read-only property in the middle of a transaction.

[Description]

An error occurred during execution of the application or command.

[System Processing]

Processing will be aborted.

[Action]

Check the message text and confirm that the application is written correctly and the command is being used correctly.

## 2.104.91 70097

---

### Cannot commit when autoCommit is enabled.

[Description]

An error occurred during execution of the application or command.

[System Processing]

Processing will be aborted.

[Action]

Check the message text and confirm that the application is written correctly and the command is being used correctly.

## 2.104.92 70098

---

### This connection has been closed.

[Description]

An error occurred during execution of the application or command.

[System Processing]

Processing will be aborted.

[Action]

Check the message text and confirm that the application is written correctly and the command is being used correctly.

## 2.104.93 70099

---

### Cannot rollback when autoCommit is enabled.

[Description]

An error occurred during execution of the application or command.

[System Processing]

Processing will be aborted.

[Action]

Check the message text and confirm that the application is written correctly and the command is being used correctly.

## 2.105 Message Numbers Beginning with 70100

---

### 2.105.1 70100

---

#### Cannot change transaction isolation level in the middle of a transaction.

[Description]

An error occurred during execution of the application or command.

[System Processing]

Processing will be aborted.

[Action]

Check the message text and confirm that the application is written correctly and the command is being used correctly.

### 2.105.2 70101

---

#### Transaction isolation level @1@ not supported.

[Description]

An error occurred during execution of the application or command.

[System Processing]

Processing will be aborted.

[Action]

Check the message text and confirm that the application is written correctly and the command is being used correctly.

### 2.105.3 70102

---

#### Unable to translate data into the desired encoding.

[Description]

An error occurred during execution of the application or command.

[System Processing]

Processing will be aborted.

[Action]

Check the message text and confirm that the application is written correctly and the command is being used correctly.

### 2.105.4 70103

---

#### Unable to determine a value for MaxIndexKeys due to missing system catalog data.

[Description]

An unexpected error occurred.

[System Processing]

Processing will be aborted.

[Action]

Contact Fujitsu technical support.

## 2.105.5 70104

---

### Unable to find name datatype in the system catalogs.

[Description]

An unexpected error occurred.

[System Processing]

Processing will be aborted.

[Action]

Contact Fujitsu technical support.

## 2.105.6 70105

---

### Operation requires a scrollable ResultSet, but this ResultSet is FORWARD\_ONLY.

[Description]

An error occurred during execution of the application or command.

[System Processing]

Processing will be aborted.

[Action]

Check the message text and confirm that the application is written correctly and the command is being used correctly.

## 2.105.7 70107

---

### Can't use relative move methods while on the insert row.

[Description]

An error occurred during execution of the application or command.

[System Processing]

Processing will be aborted.

[Action]

Check the message text and confirm that the application is written correctly and the command is being used correctly.

## 2.105.8 70108

---

### Invalid fetch direction constant: @1@.

[Description]

An error occurred during execution of the application or command.

[System Processing]

Processing will be aborted.

[Action]

Check the message text and confirm that the application is written correctly and the command is being used correctly.

## 2.105.9 70109

---

**Cannot call cancelRowUpdates() when on the insert row.**

[Description]

An error occurred during execution of the application or command.

[System Processing]

Processing will be aborted.

[Action]

Check the message text and confirm that the application is written correctly and the command is being used correctly.

## 2.105.10 70110

---

**Cannot call deleteRow() when on the insert row.**

[Description]

An error occurred during execution of the application or command.

[System Processing]

Processing will be aborted.

[Action]

Check the message text and confirm that the application is written correctly and the command is being used correctly.

## 2.105.11 70111

---

**Currently positioned before the start of the ResultSet. You cannot call deleteRow() here.**

[Description]

An error occurred during execution of the application or command.

[System Processing]

Processing will be aborted.

[Action]

Check the message text and confirm that the application is written correctly and the command is being used correctly.

## 2.105.12 70112

---

**Currently positioned after the end of the ResultSet. You cannot call deleteRow() here.**

[Description]

An error occurred during execution of the application or command.

[System Processing]

Processing will be aborted.

[Action]

Check the message text and confirm that the application is written correctly and the command is being used correctly.

## 2.105.13 70113

---

### There are no rows in this ResultSet.

[Description]

An error occurred during execution of the application or command.

[System Processing]

Processing will be aborted.

[Action]

Check the message text and confirm that the application is written correctly and the command is being used correctly.

## 2.105.14 70114

---

### Not on the insert row.

[Description]

An error occurred during execution of the application or command.

[System Processing]

Processing will be aborted.

[Action]

Check the message text and confirm that the application is written correctly and the command is being used correctly.

## 2.105.15 70115

---

### You must specify at least one column value to insert a row.

[Description]

An error occurred during execution of the application or command.

[System Processing]

Processing will be aborted.

[Action]

Check the message text and confirm that the application is written correctly and the command is being used correctly.

## 2.105.16 70116

---

### The JVM claims not to support the encoding: @1@

[Description]

An error occurred during execution of the application or command.

[System Processing]

Processing will be aborted.

[Action]

Check the message text and confirm that the application is written correctly and the command is being used correctly.

## 2.105.17 70117

---

### Provided InputStream failed.

[Description]

An unexpected error occurred.

[System Processing]

Processing will be aborted.

[Action]

Contact Fujitsu technical support.

## 2.105.18 70118

---

### Provided Reader failed.

[Description]

An unexpected error occurred.

[System Processing]

Processing will be aborted.

[Action]

Contact Fujitsu technical support.

## 2.105.19 70119

---

### Can't refresh the insert row.

[Description]

An error occurred during execution of the application or command.

[System Processing]

Processing will be aborted.



[Action]

Check the message text and confirm that the application is written correctly and the command is being used correctly.

## 2.105.20 70120

---

### Cannot call updateRow() when on the insert row.

[Description]

An error occurred during execution of the application or command.

[System Processing]

Processing will be aborted.

[Action]

Check the message text and confirm that the application is written correctly and the command is being used correctly.

## 2.105.21 70121

---

### Cannot update the ResultSet because it is either before the start or after the end of the results.

[Description]

An error occurred during execution of the application or command.

[System Processing]

Processing will be aborted.

[Action]

Check the message text and confirm that the application is written correctly and the command is being used correctly.

## 2.105.22 70122

---

### ResultSets with concurrency CONCUR\_READ\_ONLY cannot be updated.

[Description]

An error occurred during execution of the application or command.

[System Processing]

Processing will be aborted.

[Action]

Check the message text and confirm that the application is written correctly and the command is being used correctly.

## 2.105.23 70123

---

### No primary key found for table @1@.

[Description]

An error occurred during execution of the application or command.

[System Processing]

Processing will be aborted.

[Action]

Check the message text and confirm that the application is written correctly and the command is being used correctly.

## 2.105.24 70124

---

**Fetch size must be a value greater to or equal to 0.**

[Description]

An error occurred during execution of the application or command.

[System Processing]

Processing will be aborted.

[Action]

Check the message text and confirm that the application is written correctly and the command is being used correctly.

## 2.105.25 70125

---

**Invalid character data was found. This is most likely caused by stored data containing characters that are invalid for the character set the database was created in. The most common example of this is storing 8bit data in a SQL\_ASCII database.**

[Description]

An error occurred during execution of the application or command.

[System Processing]

Processing will be aborted.

[Action]

Check the message text and confirm that the application is written correctly and the command is being used correctly.

## 2.105.26 70126

---

**Bad value for type @1@ : @2@**

[Description]

An error occurred during execution of the application or command.

[System Processing]

Processing will be aborted.

[Action]

Check the message text and confirm that the application is written correctly and the command is being used correctly.

## 2.105.27 70127

---

---

**The column name @1@ was not found in this ResultSet.**

[Description]

An error occurred during execution of the application or command.

[System Processing]

Processing will be aborted.

[Action]

Check the message text and confirm that the application is written correctly and the command is being used correctly.

## 2.105.28 70128

---

**ResultSet is not updateable. The query that generated this result set must select only one table, and must select all primary keys from that table. See the JDBC 2.1 API Specification, section 5.6 for more details.**

[Description]

An error occurred during execution of the application or command.

[System Processing]

Processing will be aborted.

[Action]

Check the message text and confirm that the application is written correctly and the command is being used correctly.

## 2.105.29 70129

---

**This ResultSet is closed.**

[Description]

An error occurred during execution of the application or command.

[System Processing]

Processing will be aborted.

[Action]

Check the message text and confirm that the application is written correctly and the command is being used correctly.

## 2.105.30 70130

---

**ResultSet not positioned properly, perhaps you need to call next.**

[Description]

An error occurred during execution of the application or command.

[System Processing]

Processing will be aborted.

[Action]

Check the message text and confirm that the application is written correctly and the command is being used correctly.

## 2.105.31 70131

---

### Can't use query methods that take a query string on a PreparedStatement.

[Description]

An error occurred during execution of the application or command.

[System Processing]

Processing will be aborted.

[Action]

Check the message text and confirm that the application is written correctly and the command is being used correctly.

## 2.105.32 70132

---

### Multiple ResultSets were returned by the query.

[Description]

An error occurred during execution of the application or command.

[System Processing]

Processing will be aborted.

[Action]

Check the message text and confirm that the application is written correctly and the command is being used correctly.

## 2.105.33 70133

---

### A CallableStatement was executed with nothing returned.

[Description]

An error occurred during execution of the application or command.

[System Processing]

Processing will be aborted.

[Action]

Check the message text and confirm that the application is written correctly and the command is being used correctly.

## 2.105.34 70134

---

### A CallableStatement was executed with an invalid number of parameters

[Description]

An error occurred during execution of the application or command.

[System Processing]

Processing will be aborted.

[Action]

Check the message text and confirm that the application is written correctly and the command is being used correctly.

## 2.105.35 70135

---

**A CallableStatement function was executed and the out parameter @1@ was of type @2@ however type @3@ was registered.**

[Description]

An error occurred during execution of the application or command.

[System Processing]

Processing will be aborted.

[Action]

Check the message text and confirm that the application is written correctly and the command is being used correctly.

## 2.105.36 70136

---

**Maximum number of rows must be a value greater than or equal to 0.**

[Description]

An error occurred during execution of the application or command.

[System Processing]

Processing will be aborted.

[Action]

Check the message text and confirm that the application is written correctly and the command is being used correctly.

## 2.105.37 70137

---

**Query timeout must be a value greater than or equals to 0.**

[Description]

An error occurred during execution of the application or command.

[System Processing]

Processing will be aborted.

[Action]

Check the message text and confirm that the application is written correctly and the command is being used correctly.

## 2.105.38 70138

---

**The maximum field size must be a value greater than or equal to 0.**

[Description]

An error occurred during execution of the application or command.

[System Processing]

Processing will be aborted.

[Action]

Check the message text and confirm that the application is written correctly and the command is being used correctly.

## 2.105.39 70139

---

**Unknown Types value.**

[Description]

An error occurred during execution of the application or command.

[System Processing]

Processing will be aborted.

[Action]

Check the message text and confirm that the application is written correctly and the command is being used correctly.

## 2.105.40 70140

---

**Invalid stream length @1@.**

[Description]

An error occurred during execution of the application or command.

[System Processing]

Processing will be aborted.

[Action]

Check the message text and confirm that the application is written correctly and the command is being used correctly.

## 2.105.41 70141

---

**The JVM claims not to support the @1@ encoding.**

[Description]

An error occurred during execution of the application or command.

[System Processing]

Processing will be aborted.

[Action]

Check the message text and confirm that the application is written correctly and the command is being used correctly.

## 2.105.42 70142

---

**Unknown type @1@.**

[Description]

An error occurred during execution of the application or command.

[System Processing]

Processing will be aborted.

[Action]

Check the message text and confirm that the application is written correctly and the command is being used correctly.

## 2.105.43 70143

---

### Cannot cast an instance of @1@ to type @2@

[Description]

An error occurred during execution of the application or command.

[System Processing]

Processing will be aborted.

[Action]

Check the message text and confirm that the application is written correctly and the command is being used correctly.

## 2.105.44 70144

---

### Unsupported Types value: @1@

[Description]

An error occurred during execution of the application or command.

[System Processing]

Processing will be aborted.

[Action]

Check the message text and confirm that the application is written correctly and the command is being used correctly.

## 2.105.45 70145

---

### Can't infer the SQL type to use for an instance of @1@. Use setObject() with an explicit Types value to specify the type to use.

[Description]

An error occurred during execution of the application or command.

[System Processing]

Processing will be aborted.

[Action]

Check the message text and confirm that the application is written correctly and the command is being used correctly.

## 2.105.46 70146

---

**This statement does not declare an OUT parameter. Use '{' ?= call ... '}' to declare one.**

[Description]

An error occurred during execution of the application or command.

[System Processing]

Processing will be aborted.

[Action]

Check the message text and confirm that the application is written correctly and the command is being used correctly.

## 2.105.47 70147

---

**wasNull cannot be call before fetching a result.**

[Description]

An error occurred during execution of the application or command.

[System Processing]

Processing will be aborted.

[Action]

Check the message text and confirm that the application is written correctly and the command is being used correctly.

## 2.105.48 70148

---

**Malformed function or procedure escape syntax at offset @1@.**

[Description]

An error occurred during execution of the application or command.

[System Processing]

Processing will be aborted.

[Action]

Check the message text and confirm that the application is written correctly and the command is being used correctly.

## 2.105.49 70149

---

**Parameter of type @1@ was registered, but call to get@2@ (sqltype=@3@) was made.**

[Description]

An error occurred during execution of the application or command.

[System Processing]

Processing will be aborted.



[Action]

Check the message text and confirm that the application is written correctly and the command is being used correctly.

## 2.105.50 70150

---

**A CallableStatement was declared, but no call to registerOutParameter(1, <some type>) was made.**

[Description]

An error occurred during execution of the application or command.

[System Processing]

Processing will be aborted.

[Action]

Check the message text and confirm that the application is written correctly and the command is being used correctly.

## 2.105.51 70151

---

**No function outputs were registered.**

[Description]

An error occurred during execution of the application or command.

[System Processing]

Processing will be aborted.

[Action]

Check the message text and confirm that the application is written correctly and the command is being used correctly.

## 2.105.52 70152

---

**Results cannot be retrieved from a CallableStatement before it is executed.**

[Description]

An error occurred during execution of the application or command.

[System Processing]

Processing will be aborted.

[Action]

Check the message text and confirm that the application is written correctly and the command is being used correctly.

## 2.105.53 70153

---

**This statement has been closed.**

[Description]

An error occurred during execution of the application or command.

[System Processing]

Processing will be aborted.

[Action]

Check the message text and confirm that the application is written correctly and the command is being used correctly.

## 2.105.54 70154

---

**Too many update results were returned.**

[Description]

An error occurred during execution of the application or command.

[System Processing]

Processing will be aborted.

[Action]

Check the message text and confirm that the application is written correctly and the command is being used correctly.

## 2.105.55 70155

---

**Batch entry @1@ @2@ was aborted: @3@ Call getNextException to see other errors in the batch.**

[Description]

An error occurred during execution of the application or command.

[System Processing]

Processing will be aborted.

[Action]

Check the message text and confirm that the application is written correctly and the command is being used correctly.

## 2.105.56 70156

---

**Unexpected error writing large object to database.**

[Description]

An unexpected error occurred.

[System Processing]

Processing will be aborted.

[Action]

Contact Fujitsu technical support.

## 2.105.57 70157

---

**@1@ function takes one and only one argument.**

[Description]

An error occurred during execution of the application or command.

[System Processing]

Processing will be aborted.

[Action]

Check the message text and confirm that the application is written correctly and the command is being used correctly.

## 2.105.58 70158

---

### @1@ function takes two and only two arguments.

[Description]

An error occurred during execution of the application or command.

[System Processing]

Processing will be aborted.

[Action]

Check the message text and confirm that the application is written correctly and the command is being used correctly.

## 2.105.59 70159

---

### @1@ function takes four and only four argument.

[Description]

An error occurred during execution of the application or command.

[System Processing]

Processing will be aborted.

[Action]

Check the message text and confirm that the application is written correctly and the command is being used correctly.

## 2.105.60 70160

---

### @1@ function takes two or three arguments.

[Description]

An error occurred during execution of the application or command.

[System Processing]

Processing will be aborted.

[Action]

Check the message text and confirm that the application is written correctly and the command is being used correctly.

## 2.105.61 70161

---

### @1 @ function doesn't take any argument.

#### [Description]

An error occurred during execution of the application or command.

#### [System Processing]

Processing will be aborted.

#### [Action]

Check the message text and confirm that the application is written correctly and the command is being used correctly.

## 2.105.62 70162

---

### @1 @ function takes three and only three arguments.

#### [Description]

An error occurred during execution of the application or command.

#### [System Processing]

Processing will be aborted.

#### [Action]

Check the message text and confirm that the application is written correctly and the command is being used correctly.

## 2.105.63 70163

---

### Interval @1 @ not yet implemented

#### [Description]

An error occurred during execution of the application or command.

#### [System Processing]

Processing will be aborted.

#### [Action]

Check the message text and confirm that the application is written correctly and the command is being used correctly.

## 2.105.64 70166

---

### Unknown ResultSet holdability setting: @1 @.

#### [Description]

An error occurred during execution of the application or command.

#### [System Processing]

Processing will be aborted.

[Action]

Check the message text and confirm that the application is written correctly and the command is being used correctly.

## 2.105.65 70168

---

### Cannot establish a savepoint in auto-commit mode.

[Description]

An error occurred during execution of the application or command.

[System Processing]

Processing will be aborted.

[Action]

Check the message text and confirm that the application is written correctly and the command is being used correctly.

## 2.105.66 70169

---

### Returning autogenerated keys is not supported.

[Description]

An error occurred during execution of the application or command.

[System Processing]

Processing will be aborted.

[Action]

Check the message text and confirm that the application is written correctly and the command is being used correctly.

## 2.105.67 70170

---

### The parameter index is out of range: @1@, number of parameters: @2@.

[Description]

An error occurred during execution of the application or command.

[System Processing]

Processing will be aborted.

[Action]

Check the message text and confirm that the application is written correctly and the command is being used correctly.

## 2.105.68 70172

---

### Returning autogenerated keys by column index is not supported.

[Description]

An error occurred during execution of the application or command.

[System Processing]

Processing will be aborted.

[Action]

Check the message text and confirm that the application is written correctly and the command is being used correctly.

## 2.105.69 70173

---

**Cannot reference a savepoint after it has been released.**

[Description]

An error occurred during execution of the application or command.

[System Processing]

Processing will be aborted.

[Action]

Check the message text and confirm that the application is written correctly and the command is being used correctly.

## 2.105.70 70174

---

**Cannot retrieve the id of a named savepoint.**

[Description]

An error occurred during execution of the application or command.

[System Processing]

Processing will be aborted.

[Action]

Check the message text and confirm that the application is written correctly and the command is being used correctly.

## 2.105.71 70175

---

**Cannot retrieve the name of an unnamed savepoint.**

[Description]

An error occurred during execution of the application or command.

[System Processing]

Processing will be aborted.

[Action]

Check the message text and confirm that the application is written correctly and the command is being used correctly.

## 2.105.72 70176

---

**Invalid UUID data.**

[Description]

An error occurred during execution of the application or command.

[System Processing]

Processing will be aborted.

[Action]

Check the message text and confirm that the application is written correctly and the command is being used correctly.

## 2.105.73 70177

---

### Unable to find server array type for provided name @1@.

[Description]

An error occurred during execution of the application or command.

[System Processing]

Processing will be aborted.

[Action]

Check the message text and confirm that the application is written correctly and the command is being used correctly.

## 2.105.74 70178

---

### Failed to set ClientInfo property: @1@

[Description]

An unexpected error occurred.

[System Processing]

Processing will be aborted.

[Action]

Contact Fujitsu technical support.

## 2.105.75 70179

---

### ClientInfo property not supported.

[Description]

An error occurred during execution of the application or command.

[System Processing]

Processing will be aborted.

[Action]

Check the message text and confirm that the application is written correctly and the command is being used correctly.

## 2.105.76 70180

---

### Unable to decode xml data.

[Description]

An error occurred during execution of the application or command.

[System Processing]

Processing will be aborted.

[Action]

Check the message text and confirm that the application is written correctly and the command is being used correctly.

## 2.105.77 70181

---

### Unknown XML Source class: @1@

[Description]

An error occurred during execution of the application or command.

[System Processing]

Processing will be aborted.

[Action]

Check the message text and confirm that the application is written correctly and the command is being used correctly.

## 2.105.78 70182

---

### Unable to create SAXResult for SQLXML.

[Description]

An unexpected error occurred.

[System Processing]

Processing will be aborted.

[Action]

Contact Fujitsu technical support.

## 2.105.79 70183

---

### Unable to create StAXResult for SQLXML

[Description]

An unexpected error occurred.

[System Processing]

Processing will be aborted.



[Action]

Contact Fujitsu technical support.

## 2.105.80 70184

---

**Unknown XML Result class: @1@**

[Description]

An error occurred during execution of the application or command.

[System Processing]

Processing will be aborted.

[Action]

Check the message text and confirm that the application is written correctly and the command is being used correctly.

## 2.105.81 70185

---

**This SQLXML object has already been freed.**

[Description]

An error occurred during execution of the application or command.

[System Processing]

Processing will be aborted.

[Action]

Check the message text and confirm that the application is written correctly and the command is being used correctly.

## 2.105.82 70186

---

**This SQLXML object has not been initialized, so you cannot retrieve data from it.**

[Description]

An error occurred during execution of the application or command.

[System Processing]

Processing will be aborted.

[Action]

Check the message text and confirm that the application is written correctly and the command is being used correctly.

## 2.105.83 70187

---

**Failed to convert binary xml data to encoding: @1@.**

[Description]

An error occurred during execution of the application or command.

[System Processing]

Processing will be aborted.

[Action]

Check the message text and confirm that the application is written correctly and the command is being used correctly.

## 2.105.84 70188

---

**Unable to convert DOMResult SQLXML data to a string.**

[Description]

An error occurred during execution of the application or command.

[System Processing]

Processing will be aborted.

[Action]

Check the message text and confirm that the application is written correctly and the command is being used correctly.

## 2.105.85 70189

---

**This SQLXML object has already been initialized, so you cannot manipulate it further.**

[Description]

An error occurred during execution of the application or command.

[System Processing]

Processing will be aborted.

[Action]

Check the message text and confirm that the application is written correctly and the command is being used correctly.

## 2.105.86 70191

---

**Large Objects may not be used in auto-commit mode.**

[Description]

An error occurred during execution of the application or command.

[System Processing]

Processing will be aborted.

[Action]

Check the message text and confirm that the application is written correctly and the command is being used correctly.

## 2.105.87 70192

---

**The SSLSocketFactory class provided @1@ could not be instantiated.**

[Description]

An error occurred during execution of the application or command.

[System Processing]

Processing will be aborted.

[Action]

Check the message text and confirm that the application is written correctly and the command is being used correctly.

## 2.105.88 70193

---

### Conversion of interval failed

[Description]

An error occurred during execution of the application or command.

[System Processing]

Processing will be aborted.

[Action]

Check the message text and confirm that the application is written correctly and the command is being used correctly.

## 2.105.89 70194

---

### Conversion of money failed.

[Description]

An error occurred during execution of the application or command.

[System Processing]

Processing will be aborted.

[Action]

Check the message text and confirm that the application is written correctly and the command is being used correctly.

## 2.105.90 70195

---

### Transaction control methods setAutoCommit(true), commit, rollback and setSavePoint not allowed while an XA transaction is active.

[Description]

An error occurred during execution of the application or command.

[System Processing]

Processing will be aborted.

[Action]

Check the message text and confirm that the application is written correctly and the command is being used correctly.

## 2.105.91 70196

---

### Invalid flags

[Description]

An error occurred during execution of the application or command.

[System Processing]

Processing will be aborted.

[Action]

Check the message text and confirm that the application is written correctly and the command is being used correctly.

## 2.105.92 70197

---

### xid must not be null

[Description]

An error occurred during execution of the application or command.

[System Processing]

Processing will be aborted.

[Action]

Check the message text and confirm that the application is written correctly and the command is being used correctly.

## 2.105.93 70198

---

### Connection is busy with another transaction

[Description]

An error occurred during execution of the application or command.

[System Processing]

Processing will be aborted.

[Action]

Check the message text and confirm that the application is written correctly and the command is being used correctly.

## 2.105.94 70199

---

### suspend/resume not implemented

[Description]

An error occurred during execution of the application or command.

[System Processing]

Processing will be aborted.

[Action]

Check the message text and confirm that the application is written correctly and the command is being used correctly.

## 2.106 Message Numbers Beginning with 70200

---

### 2.106.1 70200

---

#### Transaction interleaving not implemented

[Description]

An error occurred during execution of the application or command.

[System Processing]

Processing will be aborted.

[Action]

Check the message text and confirm that the application is written correctly and the command is being used correctly.

### 2.106.2 70201

---

#### Error disabling autocommit

[Description]

An unexpected error occurred.

[System Processing]

Processing will be aborted.

[Action]

Contact Fujitsu technical support.

### 2.106.3 70202

---

#### tried to call end without corresponding start call

[Description]

An error occurred during execution of the application or command.

[System Processing]

Processing will be aborted.

[Action]

Check the message text and confirm that the application is written correctly and the command is being used correctly.

### 2.106.4 70203

---

#### Not implemented: Prepare must be issued using the same connection that started the transaction

[Description]

An error occurred during execution of the application or command.

[System Processing]

Processing will be aborted.

[Action]

Check the message text and confirm that the application is written correctly and the command is being used correctly.

## 2.106.5 70204

---

### Prepare called before end

[Description]

An error occurred during execution of the application or command.

[System Processing]

Processing will be aborted.

[Action]

Check the message text and confirm that the application is written correctly and the command is being used correctly.

## 2.106.6 70206

---

### Error preparing transaction

[Description]

An unexpected error occurred.

[System Processing]

Processing will be aborted.

[Action]

Contact Fujitsu technical support.

## 2.106.7 70207

---

### Invalid flag

[Description]

An error occurred during execution of the application or command.

[System Processing]

Processing will be aborted.

[Action]

Check the message text and confirm that the application is written correctly and the command is being used correctly.

## 2.106.8 70208

---

### Error during recover

[Description]

An unexpected error occurred.

[System Processing]

Processing will be aborted.

[Action]

Contact Fujitsu technical support.

## 2.106.9 70209

---

### Error rolling back prepared transaction

[Description]

An unexpected error occurred.

[System Processing]

Processing will be aborted.

[Action]

Contact Fujitsu technical support.

## 2.106.10 70210

---

### Not implemented: one-phase commit must be issued using the same connection that was used to start it

[Description]

An error occurred during execution of the application or command.

[System Processing]

Processing will be aborted.

[Action]

Check the message text and confirm that the application is written correctly and the command is being used correctly.

## 2.106.11 70211

---

### commit called before end

[Description]

An error occurred during execution of the application or command.

[System Processing]

Processing will be aborted.

[Action]

Check the message text and confirm that the application is written correctly and the command is being used correctly.

## 2.106.12 70212

---

### Error during one-phase commit

[Description]

An unexpected error occurred.

[System Processing]

Processing will be aborted.

[Action]

Contact Fujitsu technical support.

## 2.106.13 70213

---

### Not implemented: 2nd phase commit must be issued using an idle connection

[Description]

An error occurred during execution of the application or command.

[System Processing]

Processing will be aborted.

[Action]

Check the message text and confirm that the application is written correctly and the command is being used correctly.

## 2.106.14 70214

---

### Error committing prepared transaction

[Description]

An unexpected error occurred.

[System Processing]

Processing will be aborted.

[Action]

Contact Fujitsu technical support.

## 2.106.15 70215

---

### Heuristic commit/rollback not supported

[Description]

An error occurred during execution of the application or command.

[System Processing]

Processing will be aborted.

[Action]

Check the message text and confirm that the application is written correctly and the command is being used correctly.

## 2.106.16 70221

---

### Could not find a server with specified targetServerType: @1@

[Description]

Could not find a suitable target server.



[System Processing]

Processing is aborted.

[Action]

Check following settings (host, IP address, port number, or targetServer):

- Connection string
- Connection service file
- Data source of JDBC or ODBC
- Environment variables for default connection parameter values(ex. PGHOST)
- Arguments of functions of libpq
- Options of command

## 2.106.17 70222

---

### Invalid timeout (@1 @<0).

[Description]

An error occurred during execution of the application or command.

[System Processing]

Processing will be aborted.

[Action]

Check the message text and confirm that the application is written correctly and the command is being used correctly.

## 2.106.18 70225

---

### Invalid targetServerType value: @1 @

[Description]

value of targetserver is invalid.

[System Processing]

Processing is aborted.

[Action]

Set one of the following:

- primary
- standby
- prefer\_standby
- any(can be specified only JDBC)

## 2.106.19 70226

---

### The sslservercertcn @1 @ could not be verified.

[Description]

value of sslservercertcn is different from common name in the server certificate.

[System Processing]

Processing is aborted.

[Action]

Set SSL certificate's common name to sslservercertcn.

## 2.106.20 70227

---

### The sslservercertcn @1 @ could not be verified by hostnameverifier @2@.

[Description]

value of sslservercertcn is different from common name in the server certificate.

[System Processing]

Processing is aborted.

[Action]

- Set SSL certificate's common name to sslservercertcn.
- Check the program of class specified by hostnameverifier.

## 2.106.21 70228

---

### Properties for the driver contains a non-string value for the key

[Description]

An error occurred.

[System Processing]

Processing will be aborted.

[Action]

To investigate the cause of the occurrence from the message, and remove cause.

## 2.106.22 70229

---

### (pgjdbc: autodetected server-encoding to be @1 @, if the message is not readable, please check database logs and/or host, port, dbname, user, password, pg\_hba.conf)

[Description]

An error occurred.

[System Processing]

Processing will be aborted.

[Action]

To investigate the cause of the occurrence from the message, and remove cause.

## 2.106.23 70230

---

### Object is too large to send over the protocol.

[Description]

An error occurred during execution of the application or command.

[System Processing]

Processing will be aborted.

[Action]

Check the message text and confirm that the application is written correctly and the command is being used correctly.

## 2.106.24 70231

---

### No IOException expected from StringBuffer or StringBuilder

[Description]

An error occurred during execution of the application or command.

[System Processing]

Processing will be aborted.

[Action]

Check the message text and confirm that the application is written correctly and the command is being used correctly.

## 2.106.25 70232

---

### oid type @1@ not known and not a number

[Description]

An error occurred during execution of the application or command.

[System Processing]

Processing will be aborted.

[Action]

Check the message text and confirm that the application is written correctly and the command is being used correctly.

## 2.106.26 70233

---

### The SocketFactory class provided @1@ could not be instantiated.

[Description]

An error occurred during execution of the application or command.

[System Processing]

Processing will be aborted.

[Action]

Check the message text and confirm that the application is written correctly and the command is being used correctly.

## 2.106.27 70234

---

### Added parameters index out of range: @1 @, number of columns: @2 @.

[Description]

An error occurred during execution of the application or command.

[System Processing]

Processing will be aborted.

[Action]

Check the message text and confirm that the application is written correctly and the command is being used correctly.

## 2.106.28 70235

---

### Invalid sslmode value: @1 @

[Description]

An error occurred during execution of the application or command.

[System Processing]

Processing will be aborted.

[Action]

Check the message text and confirm that the application is written correctly and the command is being used correctly.

## 2.106.29 70237

---

### Unsupported property name: @1 @

[Description]

An error occurred during execution of the application or command.

[System Processing]

Processing will be aborted.

[Action]

Check the message text and confirm that the application is written correctly and the command is being used correctly.

## 2.106.30 70238

---

### Fastpath call @1 @ - No result was returned and we expected a numeric.

[Description]

An error occurred during execution of the application or command.

[System Processing]

Processing will be aborted.

[Action]

Check the message text and confirm that the application is written correctly and the command is being used correctly.

## 2.106.31 70239

---

### Fastpath call @1@ - No result was returned or wrong size while expecting an integer.

[Description]

An error occurred during execution of the application or command.

[System Processing]

Processing will be aborted.

[Action]

Check the message text and confirm that the application is written correctly and the command is being used correctly.

## 2.106.32 70240

---

### Fastpath call @1@ - No result was returned and we expected a long.

[Description]

An error occurred during execution of the application or command.

[System Processing]

Processing will be aborted.

[Action]

Check the message text and confirm that the application is written correctly and the command is being used correctly.

## 2.106.33 70241

---

### Fastpath call @1@ - No result was returned or wrong size while expecting a long.

[Description]

An error occurred during execution of the application or command.

[System Processing]

Processing will be aborted.

[Action]

Check the message text and confirm that the application is written correctly and the command is being used correctly.

## 2.106.34 70242

---

### @1@ parameter value must be an integer but was: @2@

[Description]

An error occurred during execution of the application or command.

[System Processing]

Processing will be aborted.

[Action]

Check the message text and confirm that the application is written correctly and the command is being used correctly.

## 2.106.35 70243

---

### The sslfactoryarg property may not be empty.

[Description]

An error occurred during execution of the application or command.

[System Processing]

Processing will be aborted.

[Action]

Check the message text and confirm that the application is written correctly and the command is being used correctly.

## 2.106.36 70244

---

### The environment variable containing the server's SSL certificate must not be empty.

[Description]

An error occurred during execution of the application or command.

[System Processing]

Processing will be aborted.

[Action]

Check the message text and confirm that the application is written correctly and the command is being used correctly.

## 2.106.37 70245

---

### The system property containing the server's SSL certificate must not be empty.

[Description]

An error occurred during execution of the application or command.

[System Processing]

Processing will be aborted.

[Action]

Check the message text and confirm that the application is written correctly and the command is being used correctly.

## 2.106.38 70246

---

**The sslfactoryarg property must start with the prefix file:, classpath:, env:, sys:, or -----BEGIN CERTIFICATE-----.**

[Description]

An error occurred during execution of the application or command.

[System Processing]

Processing will be aborted.

[Action]

Check the message text and confirm that the application is written correctly and the command is being used correctly.

## 2.106.39 70247

---

**An error occurred reading the certificate**

[Description]

An error occurred during execution of the application or command.

[System Processing]

Processing will be aborted.

[Action]

Check the message text and confirm that the application is written correctly and the command is being used correctly.

## 2.106.40 70248

---

**No X509TrustManager found**

[Description]

An error occurred during execution of the application or command.

[System Processing]

Processing will be aborted.

[Action]

Check the message text and confirm that the application is written correctly and the command is being used correctly.

## 2.106.41 70249

---

**Could not find a java cryptographic algorithm: X.509 CertificateFactory not available.**

[Description]

An error occurred during execution of the application or command.

[System Processing]

Processing will be aborted.

[Action]

Check the message text and confirm that the application is written correctly and the command is being used correctly.

## 2.106.42 70250

---

### Could not open SSL certificate file @1@.

[Description]

An error occurred during execution of the application or command.

[System Processing]

Processing will be aborted.

[Action]

Check the message text and confirm that the application is written correctly and the command is being used correctly.

## 2.106.43 70251

---

### Loading the SSL certificate @1@ into a KeyManager failed.

[Description]

An error occurred during execution of the application or command.

[System Processing]

Processing will be aborted.

[Action]

Check the message text and confirm that the application is written correctly and the command is being used correctly.

## 2.106.44 70252

---

### Could not read password for SSL key file, console is not available.

[Description]

An error occurred during execution of the application or command.

[System Processing]

Processing will be aborted.

[Action]

Check the message text and confirm that the application is written correctly and the command is being used correctly.

## 2.106.45 70253

---

### Could not read password for SSL key file by callbackhandler @1@.

[Description]

An error occurred during execution of the application or command.



[System Processing]

Processing will be aborted.

[Action]

Check the message text and confirm that the application is written correctly and the command is being used correctly.

## 2.106.46 70254

---

**Could not decrypt SSL key file @1@.**

[Description]

An error occurred during execution of the application or command.

[System Processing]

Processing will be aborted.

[Action]

Check the message text and confirm that the application is written correctly and the command is being used correctly.

## 2.106.47 70255

---

**Could not read SSL key file @1@.**

[Description]

An error occurred during execution of the application or command.

[System Processing]

Processing will be aborted.

[Action]

Check the message text and confirm that the application is written correctly and the command is being used correctly.

## 2.106.48 70256

---

**Could not find a java cryptographic algorithm: @1@.**

[Description]

An error occurred during execution of the application or command.

[System Processing]

Processing will be aborted.

[Action]

Check the message text and confirm that the application is written correctly and the command is being used correctly.

## 2.106.49 70257

---

**The password callback class provided @1@ could not be instantiated.**

[Description]

An error occurred during execution of the application or command.

[System Processing]

Processing will be aborted.

[Action]

Check the message text and confirm that the application is written correctly and the command is being used correctly.

## 2.106.50 70258

---

### Could not open SSL root certificate file @1@.

[Description]

An error occurred during execution of the application or command.

[System Processing]

Processing will be aborted.

[Action]

Check the message text and confirm that the application is written correctly and the command is being used correctly.

## 2.106.51 70259

---

### Could not read SSL root certificate file @1@.

[Description]

An error occurred during execution of the application or command.

[System Processing]

Processing will be aborted.

[Action]

Check the message text and confirm that the application is written correctly and the command is being used correctly.

## 2.106.52 70260

---

### Loading the SSL root certificate @1@ into a TrustManager failed.

[Description]

An error occurred during execution of the application or command.

[System Processing]

Processing will be aborted.

[Action]

Check the message text and confirm that the application is written correctly and the command is being used correctly.

## 2.106.53 70261

---

### Could not initialize SSL context.

[Description]

An error occurred during execution of the application or command.

[System Processing]

Processing will be aborted.

[Action]

Check the message text and confirm that the application is written correctly and the command is being used correctly.

## 2.106.54 70262

---

### SSL error: @1@

[Description]

An error occurred during execution of the application or command.

[System Processing]

Processing will be aborted.

[Action]

Check the message text and confirm that the application is written correctly and the command is being used correctly.

## 2.106.55 70263

---

### The HostnameVerifier class provided @1@ could not be instantiated.

[Description]

An error occurred during execution of the application or command.

[System Processing]

Processing will be aborted.

[Action]

Check the message text and confirm that the application is written correctly and the command is being used correctly.

## 2.106.56 70264

---

### The hostname @1@ could not be verified by hostnameverifier @2@.

[Description]

An error occurred during execution of the application or command.

[System Processing]

Processing will be aborted.

[Action]

Check the message text and confirm that the application is written correctly and the command is being used correctly.

## 2.106.57 70266

---

### One ore more ClientInfo failed.

[Description]

An error occurred during execution of the application or command.

[System Processing]

Processing will be aborted.

[Action]

Check the message text and confirm that the application is written correctly and the command is being used correctly.

## 2.106.58 70267

---

### Can't use executeWithFlags(int) on a Statement.

[Description]

An error occurred during execution of the application or command.

[System Processing]

Processing will be aborted.

[Action]

Check the message text and confirm that the application is written correctly and the command is being used correctly.

## 2.106.59 70268

---

### Bad value for type timestamp/date/time: @2@

[Description]

An error occurred during execution of the application or command.

[System Processing]

Processing will be aborted.

[Action]

Check the message text and confirm that the application is written correctly and the command is being used correctly.

## 2.106.60 70269

---

### Unsupported binary encoding of @1@.

[Description]

An error occurred during execution of the application or command.

[System Processing]

Processing will be aborted.

[Action]

Check the message text and confirm that the application is written correctly and the command is being used correctly.

## 2.106.61 70270

---

### Cannot convert the column of type @1@ to requested type @2@.

[Description]

An error occurred during execution of the application or command.

[System Processing]

Processing will be aborted.

[Action]

Check the message text and confirm that the application is written correctly and the command is being used correctly.

## 2.106.62 70271

---

### No hstore extension installed.

[Description]

An error occurred during execution of the application or command.

[System Processing]

Processing will be aborted.

[Action]

Check the message text and confirm that the application is written correctly and the command is being used correctly.

## 2.106.63 70272

---

### Unsupported properties: @1@

[Description]

An error occurred during execution of the application or command.

[System Processing]

Processing will be aborted.

[Action]

Check the message text and confirm that the application is written correctly and the command is being used correctly.

## 2.106.64 70293

---

---

**SCRAM authentication is not supported by this driver. You need JDK >= 8 and pgjdbc >= 42.2.0 (not ".jre" versions).**

[Description]

An error occurred during execution of the application or command.

[System Processing]

Processing will be aborted.

[Action]

Check the message text and confirm that the application is written correctly and the command is being used correctly.

## 2.106.65 70294

---

### Finalizing a Connection that was never closed:

[Description]

The application or command terminated normally, but a warning was output.

[System Processing]

Processing will continue.

[Action]

Check the message text and confirm that the issue does not affect the expected outcome.

## 2.106.66 70295

---

### Validating connection.

[Description]

The application or command terminated normally, but a warning was output.

[System Processing]

Processing will continue.

[Action]

Check the message text and confirm that the issue does not affect the expected outcome.

## 2.106.67 70296

---

### Invalid elements @1@

[Description]

An error occurred during execution of the application or command.

[System Processing]

Processing will be aborted.

[Action]

Check the message text and confirm that the application is written correctly and the command is being used correctly.

## 2.106.68 70297

---

### Network timeout must be a value greater than or equal to 0.

[Description]

An error occurred during execution of the application or command.

[System Processing]

Processing will be aborted.

[Action]

Check the message text and confirm that the application is written correctly and the command is being used correctly.

## 2.106.69 70298

---

### Unable to set network timeout.

[Description]

An error occurred during execution of the application or command.

[System Processing]

Processing will be aborted.

[Action]

Check the message text and confirm that the application is written correctly and the command is being used correctly.

## 2.106.70 70299

---

### Unable to get network timeout.

[Description]

An error occurred during execution of the application or command.

[System Processing]

Processing will be aborted.

[Action]

Check the message text and confirm that the application is written correctly and the command is being used correctly.

## 2.107 Message Numbers Beginning with 70300

---

### 2.107.1 70300

---

#### No SCRAM mechanism(s) advertised by the server.

[Description]

An error occurred during execution of the application or command.

[System Processing]

Processing will be aborted.

[Action]

Check the message text and confirm that the application is written correctly and the command is being used correctly.

## 2.107.2 70301

---

### Invalid or unsupported by client SCRAM mechanisms

[Description]

An error occurred during execution of the application or command.

[System Processing]

Processing will be aborted.

[Action]

Check the message text and confirm that the application is written correctly and the command is being used correctly.

## 2.107.3 70302

---

### Invalid server-first-message: @1@.

[Description]

An error occurred during execution of the application or command.

[System Processing]

Processing will be aborted.

[Action]

Check the message text and confirm that the application is written correctly and the command is being used correctly.

## 2.107.4 70303

---

### Invalid server-final-message: @1@.

[Description]

An error occurred during execution of the application or command.

[System Processing]

Processing will be aborted.

[Action]

Check the message text and confirm that the application is written correctly and the command is being used correctly.

## 2.107.5 70304

---

### SCRAM authentication failed, server returned error: @1@.

[Description]

An error occurred during execution of the application or command.

[System Processing]

Processing will be aborted.



[Action]

Check the message text and confirm that the application is written correctly and the command is being used correctly.

## 2.107.6 70305

---

### Invalid server SCRAM signature.

[Description]

An error occurred during execution of the application or command.

[System Processing]

Processing will be aborted.

[Action]

Check the message text and confirm that the application is written correctly and the command is being used correctly.

## 2.107.7 70306

---

### Enter SSL password:

[Description]

Terminated normally.

[System Processing]

Continues processing.

[Action]

No action required.

## 2.107.8 70307

---

### Detail: @1@

[Description]

An error occurred during execution of the application or command.

[System Processing]

Processing will be aborted.

[Action]

Check the message text and confirm that the application is written correctly and the command is being used correctly.

## 2.107.9 70308

---

### Hint: @1@

[Description]

An error occurred during execution of the application or command.

[System Processing]

Processing will be aborted.

[Action]

Check the message text and confirm that the application is written correctly and the command is being used correctly.

## 2.107.10 70309

---

**Position:** @1@

[Description]

An error occurred during execution of the application or command.

[System Processing]

Processing will be aborted.

[Action]

Check the message text and confirm that the application is written correctly and the command is being used correctly.

## 2.107.11 70310

---

**Where:** @1@

[Description]

An error occurred during execution of the application or command.

[System Processing]

Processing will be aborted.

[Action]

Check the message text and confirm that the application is written correctly and the command is being used correctly.

## 2.107.12 70311

---

**Internal Query:** @1@

[Description]

An error occurred during execution of the application or command.

[System Processing]

Processing will be aborted.

[Action]

Check the message text and confirm that the application is written correctly and the command is being used correctly.

## 2.107.13 70312

---

**Location: File:** @1@, **Routine:** @2@, **Line:** @3@

[Description]

An error occurred during execution of the application or command.

[System Processing]

Processing will be aborted.

[Action]

Check the message text and confirm that the application is written correctly and the command is being used correctly.

## 2.107.14 70313

---

**Server SQLState: @1@**

[Description]

An error occurred during execution of the application or command.

[System Processing]

Processing will be aborted.

[Action]

Check the message text and confirm that the application is written correctly and the command is being used correctly.

## 2.107.15 70314

---

**conversion to @1@ from @2@ not supported.**

[Description]

An error occurred during execution of the application or command.

[System Processing]

Processing will be aborted.

[Action]

Check the message text and confirm that the application is written correctly and the command is being used correctly.

## 2.107.16 70315

---

**Requested CopyDual but got @1@**

[Description]

An error occurred during execution of the application or command.

[System Processing]

Processing will be aborted.

[Action]

Check the message text and confirm that the application is written correctly and the command is being used correctly.

## 2.107.17 70316

---

**CopyIn copy direction can't receive data**

[Description]

An error occurred during execution of the application or command.

[System Processing]

Processing will be aborted.

[Action]

Check the message text and confirm that the application is written correctly and the command is being used correctly.

## 2.107.18 70317

---

**An error occurred while trying to get the socket timeout.**

[Description]

An error occurred during execution of the application or command.

[System Processing]

Processing will be aborted.

[Action]

Check the message text and confirm that the application is written correctly and the command is being used correctly.

## 2.107.19 70318

---

**An error occurred while trying to reset the socket timeout.**

[Description]

An error occurred during execution of the application or command.

[System Processing]

Processing will be aborted.

[Action]

Check the message text and confirm that the application is written correctly and the command is being used correctly.

## 2.107.20 70319

---

**Got CopyBothResponse from server during an active @1@.**

[Description]

An error occurred during execution of the application or command.

[System Processing]

Processing will be aborted.

[Action]

Check the message text and confirm that the application is written correctly and the command is being used correctly.

## 2.107.21 70320

---

**Unable to parse the count in command completion tag: @1@.**

[Description]

An error occurred during execution of the application or command.

[System Processing]

Processing will be aborted.

[Action]

Check the message text and confirm that the application is written correctly and the command is being used correctly.

## 2.107.22 70321

---

### Unexpected packet type during replication: @1@.

[Description]

An error occurred during execution of the application or command.

[System Processing]

Processing will be aborted.

[Action]

Check the message text and confirm that the application is written correctly and the command is being used correctly.

## 2.107.23 70322

---

### This replication stream has been closed.

[Description]

An error occurred during execution of the application or command.

[System Processing]

Processing will be aborted.

[Action]

Check the message text and confirm that the application is written correctly and the command is being used correctly.

## 2.107.24 70323

---

### Cannot cast to boolean: "@1@"

[Description]

An error occurred during execution of the application or command.

[System Processing]

Processing will be aborted.

[Action]

Check the message text and confirm that the application is written correctly and the command is being used correctly.

## 2.107.25 70324

---

### Unsupported type conversion to @2@.

[Description]

An error occurred during execution of the application or command.

[System Processing]

Processing will be aborted.

[Action]

Check the message text and confirm that the application is written correctly and the command is being used correctly.

## 2.107.26 70325

---

### Error releasing savepoint

[Description]

An unexpected error occurred.

[System Processing]

Processing will be aborted.

[Action]

Contact Fujitsu technical support.

## 2.107.27 70327

---

### Invalid Inet data.

[Description]

An error occurred during execution of the application or command.

[System Processing]

Processing will be aborted.

[Action]

Check the message text and confirm that the application is written correctly and the command is being used correctly.

## 2.107.28 70328

---

### Server does not support temporary replication slots

[Description]

(Nothing)

[System Processing]

(Nothing)

[Action]

(Nothing)

## 2.107.29 70331

---

### Hostname @1@ is invalid

[Description]

An error occurred during execution of the application or command.

[System Processing]

Processing will be aborted.

[Action]

Check the message text and confirm that the application is written correctly and the command is being used correctly.

## 2.107.30 70336

---

### Server name validation failed: hostname @1@ does not match common name @2@

[Description]

An error occurred during execution of the application or command.

[System Processing]

Processing will be aborted.

[Action]

Check the message text and confirm that the application is written correctly and the command is being used correctly.

## 2.107.31 70341

---

### Server name validation pass for @1@, subjectAltName @2@

[Description]

An error occurred during execution of the application or command.

[System Processing]

Processing will be aborted.

[Action]

Check the message text and confirm that the application is written correctly and the command is being used correctly.

## 2.107.32 70342

---

### Result set exceeded maxResultBuffer limit. Received: @1@; Current limit: @2@

[Description]

An error occurred during execution of the application or command.

[System Processing]

Processing will be aborted.

[Action]

Check the message text and confirm that the application is written correctly and the command is being used correctly.

## 2.107.33 70343

---

**COPY commands are only supported using the CopyManager API.**

[Description]

An error occurred during execution of the application or command.

[System Processing]

Processing will be aborted.

[Action]

Check the message text and confirm that the application is written correctly and the command is being used correctly.

## 2.107.34 70344

---

**Could not instantiate xmlFactoryFactory: @1@**

[Description]

An error occurred during execution of the application or command.

[System Processing]

Processing will be aborted.

[Action]

Check the message text and confirm that the application is written correctly and the command is being used correctly.

## 2.107.35 70345

---

**Connection property xmlFactoryFactory must implement PGXmlFactoryFactory: @1@**

[Description]

An error occurred during execution of the application or command.

[System Processing]

Processing will be aborted.

[Action]

Check the message text and confirm that the application is written correctly and the command is being used correctly.

## 2.107.36 70346

---

**SCRAM session does not exist**



[Description]

An error occurred during execution of the application or command.

[System Processing]

Processing will be aborted.

[Action]

Check the message text and confirm that the application is written correctly and the command is being used correctly.

## 2.107.37 70347

---

### SCRAM client final processor does not exist

[Description]

An error occurred during execution of the application or command.

[System Processing]

Processing will be aborted.

[Action]

Check the message text and confirm that the application is written correctly and the command is being used correctly.

## 2.107.38 70348

---

### Unable to find resource @1@ via Thread contextClassLoader @2@

[Description]

An error occurred during execution of the application or command.

[System Processing]

Processing will be aborted.

[Action]

Check the message text and confirm that the application is written correctly and the command is being used correctly.

## 2.107.39 70349

---

### Unable to find resource @1@ via class @2@ ClassLoader @3@

[Description]

An error occurred during execution of the application or command.

[System Processing]

Processing will be aborted.

[Action]

Check the message text and confirm that the application is written correctly and the command is being used correctly.

## 2.108 Message Numbers Beginning with 80000

---

### 2.108.1 80001

---

**The connection configuration file cannot be opened. detail: '@1@'**

[Description]

The process to open the connection configuration file failed.

[System Processing]

Processing is aborted.

[Action]

This messages is output in the case of HA Database Ready.

Check the state of the connection configuration file, remove the cause of the error, and restart the application.

### 2.108.2 80002

---

**Invalid definition statement format in connection configuration file. line number: @1@**

[Description]

The format of a parameter definition statement in the connection configuration file is invalid.

[System Processing]

Processing is aborted.

[Action]

This messages is output in the case of HA Database Ready.

Correct the connection configuration file and restart the application.

### 2.108.3 80003

---

**The same server name is specified by two or more SERVER parameters in the connection configuration file.**

[Description]

The same server name is specified in multiple SERVER parameters in the connection configuration file.

[System Processing]

Processing is aborted.

[Action]

This messages is output in the case of HA Database Ready.

Correct the server name specified in the SERVER parameter of the connection configuration file, and restart the application.

### 2.108.4 80004

---

**I/O error occurred during the reading of connection configuration file. file name: '@1@' detail: '@2@'**

[Description]

An I/O error occurred during loading of the connection configuration file.

[System Processing]

Processing is aborted.

[Action]

This message is output in the case of HA Database Ready.

Check the state of the connection configuration file, remove the cause of the error, and restart the application.

## 2.108.5 80005

---

### CommandTimeout can't be less than zero.

[Description]

An error occurred during execution of the application or command.

[System Processing]

Processing will be aborted.

[Action]

Check the message text and confirm that the application is written correctly and the command is being used correctly.

## 2.108.6 80006

---

### The Connection is broken.

[Description]

The database server was disconnected during execution of the application.

[System Processing]

Processing will be aborted.

[Action]

Communication may have been disconnected for the following reasons:

- An error occurred in the communication line (TCP/IP etc.)
- The database server terminated abnormally.

Take the following actions:

- Eliminate the cause of the communication disconnection.

Examine the application and check whether the transaction for implementing update is a long transaction. Judge whether it is a long transaction from the following viewpoints and modify the application.

- a) If the COMMIT process is not executed after update, add the COMMIT process.
  - b) If the total number of update records in a single transaction is high, split it into short transactions.
  - c) If search was conducted for a long period of time after update, execute COMMIT after update or review the search SQL statement.
- If none of the above situations applies, perform the following:
    - a) Confirm that the database server has not stopped.
    - b) If the database server is starting or stopping, re-execute the command after the database server starts.

## 2.108.7 80007

---

### The Connection is not open.

[Description]

An error occurred during execution of the application or command.

[System Processing]

Processing will be aborted.

[Action]

Check the message text and confirm that the application is written correctly and the command is being used correctly.

## 2.108.8 80008

---

### Parameter @1@ not found in query.

[Description]

An error occurred during execution of the application or command.

[System Processing]

Processing will be aborted.

[Action]

Check the message text and confirm that the application is written correctly and the command is being used correctly.

## 2.108.9 80009

---

### The Connection property can't be changed with an uncommitted transaction.

[Description]

An error occurred during execution of the application or command.

[System Processing]

Processing will be aborted.

[Action]

Check the message text and confirm that the application is written correctly and the command is being used correctly.

## 2.108.10 80010

---

### There is already an open DataReader associated with this Command which must be closed first.

[Description]

An error occurred during execution of the application or command.

[System Processing]

Processing will be aborted.

[Action]

Check the message text and confirm that the application is written correctly and the command is being used correctly.

## 2.108.11 80011

---

### @1@ does not exist in pg\_proc

[Description]

An error occurred during execution of the application or command.

[System Processing]

Processing will be aborted.

[Action]

Check the message text and confirm that the application is written correctly and the command is being used correctly.

## 2.108.12 80012

---

### Invalid parameter type: @1@

[Description]

An error occurred during execution of the application or command.

[System Processing]

Processing will be aborted.

[Action]

Check the message text and confirm that the application is written correctly and the command is being used correctly.

## 2.108.13 80013

---

### Connection is not open

[Description]

An error occurred during execution of the application or command.

[System Processing]

Processing will be aborted.

[Action]

Check the message text and confirm that the application is written correctly and the command is being used correctly.

## 2.108.14 80014

---

### Connection already open

[Description]

An error occurred during execution of the application or command.

[System Processing]

Processing will be aborted.

[Action]

Check the message text and confirm that the application is written correctly and the command is being used correctly.

## 2.108.15 80015

---

### Invalid database name: @1@

#### [Description]

An error occurred during execution of the application or command.

#### [System Processing]

Processing will be aborted.

#### [Action]

Check the message text and confirm that the application is written correctly and the command is being used correctly.

## 2.108.16 80016

---

### Connection string argument missing!

#### [Description]

An error occurred during execution of the application or command.

#### [System Processing]

Processing will be aborted.

#### [Action]

Check the message text and confirm that the application is written correctly and the command is being used correctly.

## 2.108.17 80017

---

### Nested/Concurrent transactions aren't supported.

#### [Description]

An error occurred during execution of the application or command.

#### [System Processing]

Processing will be aborted.

#### [Action]

Check the message text and confirm that the application is written correctly and the command is being used correctly.

## 2.108.18 80018

---

### numeric value @1@ in ConnectionString exceeds maximum value @2@

#### [Description]

An error occurred during execution of the application or command.

#### [System Processing]

Processing will be aborted.

[Action]

Check the message text and confirm that the application is written correctly and the command is being used correctly.

## 2.108.19 80019

---

### numeric value @1@ in ConnectionString is below minimum value @2@

[Description]

An error occurred during execution of the application or command.

[System Processing]

Processing will be aborted.

[Action]

Check the message text and confirm that the application is written correctly and the command is being used correctly.

## 2.108.20 80020

---

### expecting @1@=[True/False] value in ConnectionString

[Description]

An error occurred during execution of the application or command.

[System Processing]

Processing will be aborted.

[Action]

Check the message text and confirm that the application is written correctly and the command is being used correctly.

## 2.108.21 80021

---

### expecting @1@=[Numeric] value in ConnectionString

[Description]

An error occurred during execution of the application or command.

[System Processing]

Processing will be aborted.

[Action]

Check the message text and confirm that the application is written correctly and the command is being used correctly.

## 2.108.22 80022

---

### expecting @1@=[Protocol Version] value in ConnectionString

[Description]

An error occurred during execution of the application or command.

[System Processing]

Processing will be aborted.

[Action]

Check the message text and confirm that the application is written correctly and the command is being used correctly.

## 2.108.23 80023

---

### key=value argument incorrect in ConnectionString

[Description]

An error occurred during execution of the application or command.

[System Processing]

Processing will be aborted.

[Action]

Check the message text and confirm that the application is written correctly and the command is being used correctly.

## 2.108.24 80024

---

### Attempt to set compatibility with version @1@ when using version @2@

[Description]

An error occurred during execution of the application or command.

[System Processing]

Processing will be aborted.

[Action]

Check the message text and confirm that the application is written correctly and the command is being used correctly.

## 2.108.25 80025

---

### There is already an open DataReader associated with this Command which must be closed first.

[Description]

An error occurred during execution of the application or command.

[System Processing]

Processing will be aborted.

[Action]

Check the message text and confirm that the application is written correctly and the command is being used correctly.

## 2.108.26 80026

---

### ApplicationName not supported.



[Description]

An error occurred during execution of the application or command.

[System Processing]

Processing will be aborted.

[Action]

Check the message text and confirm that the application is written correctly and the command is being used correctly.

## 2.108.27 80027

---

### Timeout while getting a connection from pool.

[Description]

Timeout occurred during execution of the application.

[System Processing]

Processing will be aborted.

[Action]

Check the following:

- If executing SQL that outputs a large volume of search results, add a conditional expression to filter the results further.
- If numerous SQLs are being simultaneously executed, reduce the number of simultaneously executed SQLs.
- If a large volume of data is to be updated in a single transaction, modify the SQL to reduce the volume of data to be updated in a single transaction.
- If executing a complex SQL, modify it to a simple SQL.
- Check if there are any problems in the network.
- Before conducting maintenance that involves the processing of a large volume of data, use the SET statement to temporarily increase the value of maintenance\_work\_mem.

## 2.108.28 80028

---

### Connection pool exceeds maximum size.

[Description]

An error occurred during execution of the application or command.

[System Processing]

Processing will be aborted.

[Action]

Check the message text and confirm that the application is written correctly and the command is being used correctly.

## 2.108.29 80029

---

Not a COPY IN query: @1@

[Description]

An error occurred during execution of the application or command.

[System Processing]

Processing will be aborted.

[Action]

Check the message text and confirm that the application is written correctly and the command is being used correctly.

## 2.108.30 80030

---

### Copy can only start in Ready state, not in @1@

[Description]

An error occurred during execution of the application or command.

[System Processing]

Processing will be aborted.

[Action]

Check the message text and confirm that the application is written correctly and the command is being used correctly.

## 2.108.31 80031

---

### Tried to set Position of network stream @1@

[Description]

An error occurred during execution of the application or command.

[System Processing]

Processing will be aborted.

[Action]

Check the message text and confirm that the application is written correctly and the command is being used correctly.

## 2.108.32 80032

---

### Tried to read non-readable @1@

[Description]

An error occurred during execution of the application or command.

[System Processing]

Processing will be aborted.

[Action]

Check the message text and confirm that the application is written correctly and the command is being used correctly.

## 2.108.33 80033

---

### Tried to seek non-seekable @1@

[Description]

An error occurred during execution of the application or command.

[System Processing]

Processing will be aborted.

[Action]

Check the message text and confirm that the application is written correctly and the command is being used correctly.

## 2.108.34 80034

---

### Tried to set length of network stream @1@

[Description]

An error occurred during execution of the application or command.

[System Processing]

Processing will be aborted.

[Action]

Check the message text and confirm that the application is written correctly and the command is being used correctly.

## 2.108.35 80035

---

### Not a COPY OUT query, not in @1@

[Description]

An error occurred during execution of the application or command.

[System Processing]

Processing will be aborted.

[Action]

Check the message text and confirm that the application is written correctly and the command is being used correctly.

## 2.108.36 80036

---

### Copy can only start in Ready state, not in @1@

[Description]

An error occurred during execution of the application or command.

[System Processing]

Processing will be aborted.

[Action]

Check the message text and confirm that the application is written correctly and the command is being used correctly.

## 2.108.37 80037

---

### Tried to set Position of network stream @1@

[Description]

An error occurred during execution of the application or command.

[System Processing]

Processing will be aborted.

[Action]

Check the message text and confirm that the application is written correctly and the command is being used correctly.

## 2.108.38 80038

---

### Tried to write non-writable @1@

[Description]

An error occurred during execution of the application or command.

[System Processing]

Processing will be aborted.

[Action]

Check the message text and confirm that the application is written correctly and the command is being used correctly.

## 2.108.39 80039

---

### Tried to flush read-only @1@

[Description]

An error occurred during execution of the application or command.

[System Processing]

Processing will be aborted.

[Action]

Check the message text and confirm that the application is written correctly and the command is being used correctly.

## 2.108.40 80040

---

### Tried to seek non-seekable @1@

[Description]

An error occurred during execution of the application or command.

[System Processing]

Processing will be aborted.

[Action]

Check the message text and confirm that the application is written correctly and the command is being used correctly.

## 2.108.41 80041

---

**Tried to set length of network stream @1@**

[Description]

An error occurred during execution of the application or command.

[System Processing]

Processing will be aborted.

[Action]

Check the message text and confirm that the application is written correctly and the command is being used correctly.

## 2.108.42 80042

---

**Do not change stream of an active @1@**

[Description]

An error occurred during execution of the application or command.

[System Processing]

Processing will be aborted.

[Action]

Check the message text and confirm that the application is written correctly and the command is being used correctly.

## 2.108.43 80043

---

**Do not change delimiter of an active @1@**

[Description]

An error occurred during execution of the application or command.

[System Processing]

Processing will be aborted.

[Action]

Check the message text and confirm that the application is written correctly and the command is being used correctly.

## 2.108.44 80044

---

**Do not change separator of an active @1@**

[Description]

An error occurred during execution of the application or command.

[System Processing]

Processing will be aborted.

[Action]

Check the message text and confirm that the application is written correctly and the command is being used correctly.

## 2.108.45 80045

---

### Do not change escape symbol of an active @1@

[Description]

An error occurred during execution of the application or command.

[System Processing]

Processing will be aborted.

[Action]

Check the message text and confirm that the application is written correctly and the command is being used correctly.

## 2.108.46 80046

---

### Do not change null symbol of an active @1@

[Description]

An error occurred during execution of the application or command.

[System Processing]

Processing will be aborted.

[Action]

Check the message text and confirm that the application is written correctly and the command is being used correctly.

## 2.108.47 80047

---

### Tried to add too many fields to a copy record with @1@ fields

[Description]

An error occurred during execution of the application or command.

[System Processing]

Processing will be aborted.

[Action]

Check the message text and confirm that the application is written correctly and the command is being used correctly.

## 2.108.48 80048

---

### Invalid attempt to read when no data is present.

#### [Description]

An error occurred during execution of the application or command.

#### [System Processing]

Processing will be aborted.

#### [Action]

Check the message text and confirm that the application is written correctly and the command is being used correctly.

## 2.108.49 80049

---

### Column index out of range

#### [Description]

An error occurred during execution of the application or command.

#### [System Processing]

Processing will be aborted.

#### [Action]

Check the message text and confirm that the application is written correctly and the command is being used correctly.

## 2.108.50 80050

---

### could not find a suitable target server

#### [Description]

Could not find a suitable target server.

#### [System Processing]

Processing is aborted.

#### [Action]

Check following settings (host, IP address, port number, or targetServer):

- Connection string
- Connection service file
- Data source of JDBC or ODBC
- Environment variables for default connection parameter values(ex. PGHOST)
- Arguments of functions of libpq
- Options of command

## 2.108.51 80051

---

---

## server does not support auto connection switching

### [Description]

The server does not support auto connection switching.

### [System Processing]

Processing is aborted.

### [Action]

Specify servers that support auto connection switching.

## 2.108.52 80052

---

## Only AuthenticationClearTextPassword and AuthenticationMD5Password supported for now. Received: @1@

### [Description]

An error occurred during execution of the application or command.

### [System Processing]

Processing will be aborted.

### [Action]

Check the message text and confirm that the application is written correctly and the command is being used correctly.

## 2.108.53 80053

---

## A timeout has occurred. If you were establishing a connection, increase Timeout value in ConnectionString. If you were executing a command, increase the CommandTimeout value in ConnectionString or in your NpgsqlCommand object.

### [Description]

Timeout occurred during execution of the application.

### [System Processing]

Processing will be aborted.

### [Action]

Check the following:

- If executing SQL that outputs a large volume of search results, add a conditional expression to filter the results further.
- If numerous SQLs are being simultaneously executed, reduce the number of simultaneously executed SQLs.
- If a large volume of data is to be updated in a single transaction, modify the SQL to reduce the volume of data to be updated in a single transaction.
- If executing a complex SQL, modify it to a simple SQL.
- Check if there are any problems in the network.
- Before conducting maintenance that involves the processing of a large volume of data, use the SET statement to temporarily increase the value of maintenance\_work\_mem.



## 2.108.54 80054

---

### Connection establishment timeout. Increase Timeout value in ConnectionString.

#### [Description]

Timeout occurred during execution of the application.

#### [System Processing]

Processing will be aborted.

#### [Action]

Check the following:

- If executing SQL that outputs a large volume of search results, add a conditional expression to filter the results further.
- If numerous SQLs are being simultaneously executed, reduce the number of simultaneously executed SQLs.
- If a large volume of data is to be updated in a single transaction, modify the SQL to reduce the volume of data to be updated in a single transaction.
- If executing a complex SQL, modify it to a simple SQL.
- Check if there are any problems in the network.
- Before conducting maintenance that involves the processing of a large volume of data, use the SET statement to temporarily increase the value of maintenance\_work\_mem.

## 2.108.55 80055

---

### Failed to establish a connection to '@1@'.

#### [Description]

The database server was disconnected during execution of the application.

#### [System Processing]

Processing will be aborted.

#### [Action]

Communication may have been disconnected for the following reasons:

- An error occurred in the communication line (TCP/IP etc.)
- The database server terminated abnormally.

Take the following actions:

- Eliminate the cause of the communication disconnection.

Examine the application and check whether the transaction for implementing update is a long transaction. Judge whether it is a long transaction from the following viewpoints and modify the application.

- a) If the COMMIT process is not executed after update, add the COMMIT process.
  - b) If the total number of update records in a single transaction is high, split it into short transactions.
  - c) If search was conducted for a long period of time after update, execute COMMIT after update or review the search SQL statement.
- If none of the above situations applies, perform the following:
    - a) Confirm that the database server has not stopped.
    - b) If the database server is starting or stopping, re-execute the command after the database server starts.

## 2.108.56 80056

---

### **Ssl connection requested. No Ssl enabled connection from this host is configured.**

[Description]

An error occurred during execution of the application or command.

[System Processing]

Processing will be aborted.

[Action]

Check the message text and confirm that the application is written correctly and the command is being used correctly.

## 2.108.57 80057

---

### **Backend sent unrecognized response type: @1@**

[Description]

An error occurred during communication between the application and the database server.

[System Processing]

Processing will be aborted.

[Action]

Check if there are any problems in the network, eliminate the cause of any error and re-execute the command.

## 2.108.58 80058

---

### **Store does not support specified edm type**

[Description]

An error occurred during execution of the application or command.

[System Processing]

Processing will be aborted.

[Action]

Check the message text and confirm that the application is written correctly and the command is being used correctly.

## 2.108.59 80059

---

### **Can't cast @1@ into any valid DbType.**

[Description]

An error occurred during execution of the application or command.

[System Processing]

Processing will be aborted.

[Action]

Check the message text and confirm that the application is written correctly and the command is being used correctly.

## 2.108.60 80060

---

**Cannot set NpgsqlDbType to just Array, Binary-Or with the element type (e.g. Array of Box is NpgsqlDbType.Array | NpgsqlDbType.Box).**

[Description]

An error occurred during execution of the application or command.

[System Processing]

Processing will be aborted.

[Action]

Check the message text and confirm that the application is written correctly and the command is being used correctly.

## 2.108.61 80061

---

**Can't cast @1 @ into NpgsqlParameter**

[Description]

An error occurred during execution of the application or command.

[System Processing]

Processing will be aborted.

[Action]

Check the message text and confirm that the application is written correctly and the command is being used correctly.

## 2.108.62 80062

---

**Invalid attempt to read from column ordinal '@1@'. With CommandBehavior.SequentialAccess, you may only read from column ordinal '@2@' or greater.**

[Description]

An error occurred during execution of the application or command.

[System Processing]

Processing will be aborted.

[Action]

Check the message text and confirm that the application is written correctly and the command is being used correctly.

## 2.108.63 80063

---

**this[] index value**

[Description]

An unexpected error occurred.

[System Processing]

Processing will be aborted.

[Action]

Contact Fujitsu technical support.

## 2.108.64 80064

---

### Field not found

[Description]

An error occurred during execution of the application or command.

[System Processing]

Processing will be aborted.

[Action]

Check the message text and confirm that the application is written correctly and the command is being used correctly.

## 2.108.65 80065

---

### No transaction in progress.

[Description]

An error occurred during execution of the application or command.

[System Processing]

Processing will be aborted.

[Action]

Check the message text and confirm that the application is written correctly and the command is being used correctly.

## 2.108.66 80066

---

### Savepoint is not supported by backend.

[Description]

An error occurred during execution of the application or command.

[System Processing]

Processing will be aborted.

[Action]

Check the message text and confirm that the application is written correctly and the command is being used correctly.

## 2.108.67 80067

---

### Savepoint name cannot have semicolon.

[Description]

An error occurred during execution of the application or command.

[System Processing]

Processing will be aborted.

[Action]

Check the message text and confirm that the application is written correctly and the command is being used correctly.

## 2.108.68 80068

---

### The collection is read-only

[Description]

An error occurred during execution of the application or command.

[System Processing]

Processing will be aborted.

[Action]

Check the message text and confirm that the application is written correctly and the command is being used correctly.

## 2.108.69 80069

---

### NotSupported @1@

[Description]

An error occurred during execution of the application or command.

[System Processing]

Processing will be aborted.

[Action]

Check the message text and confirm that the application is written correctly and the command is being used correctly.

## 2.108.70 80070

---

### Require primitive EdmType

[Description]

An error occurred during execution of the application or command.

[System Processing]

Processing will be aborted.

[Action]

Check the message text and confirm that the application is written correctly and the command is being used correctly.

## 2.108.71 80071

---

**NotSupported: @1@ @2@**

[Description]

An error occurred during execution of the application or command.

[System Processing]

Processing will be aborted.

[Action]

Check the message text and confirm that the application is written correctly and the command is being used correctly.

## 2.108.72 80072

---

**The authData parameter can only be null at the first call to continue!**

[Description]

An error occurred during execution of the application or command.

[System Processing]

Processing will be aborted.

[Action]

Check the message text and confirm that the application is written correctly and the command is being used correctly.

## 2.108.73 80073

---

**SSPI returned invalid number of output buffers**

[Description]

An error occurred during execution of the application or command.

[System Processing]

Processing will be aborted.

[Action]

Check the message text and confirm that the application is written correctly and the command is being used correctly.

## 2.108.74 80074

---

**Dns hostname lookup timeout. Increase Timeout value in ConnectionString.**

[Description]

An error occurred during execution of the application or command.

[System Processing]

Processing will be aborted.

[Action]

Check the message text and confirm that the application is written correctly and the command is being used correctly.

## 2.108.75 80075

---

### Could not load Npgsql.EntityFrameworkLegacy assembly, is it installed?

[Description]

An error occurred during execution of the application or command.

[System Processing]

Processing will be aborted.

[Action]

Check the message text and confirm that the application is written correctly and the command is being used correctly.

## 2.108.76 80076

---

### Npgsql.EntityFrameworkLegacy assembly does not seem to contain the correct type!

[Description]

An error occurred during execution of the application or command.

[System Processing]

Processing will be aborted.

[Action]

Check the message text and confirm that the application is written correctly and the command is being used correctly.

## 2.108.77 80077

---

### Invalid parameter name: @1@

[Description]

An error occurred during execution of the application or command.

[System Processing]

Processing will be aborted.

[Action]

Check the message text and confirm that the application is written correctly and the command is being used correctly.

## 2.108.78 80078

---

### Parameter not found

[Description]

An error occurred during execution of the application or command.

[System Processing]

Processing will be aborted.

[Action]

Check the message text and confirm that the application is written correctly and the command is being used correctly.

## 2.108.79 80079

---

### The parameter already belongs to a collection

[Description]

An error occurred during execution of the application or command.

[System Processing]

Processing will be aborted.

[Action]

Check the message text and confirm that the application is written correctly and the command is being used correctly.

## 2.108.80 80080

---

### No parameter with the specified name exists in the collection

[Description]

An error occurred during execution of the application or command.

[System Processing]

Processing will be aborted.

[Action]

Check the message text and confirm that the application is written correctly and the command is being used correctly.

## 2.108.81 80081

---

### Only AuthenticationClearTextPassword and AuthenticationMD5Password supported for now. Received: @1@

[Description]

An error occurred during execution of the application or command.

[System Processing]

Processing will be aborted.

[Action]

Check the message text and confirm that the application is written correctly and the command is being used correctly.



## 2.108.82 80082

---

### key=value argument incorrect in ConnectionString

#### [Description]

An error occurred during execution of the application or command.

#### [System Processing]

Processing will be aborted.

#### [Action]

Check the message text and confirm that the application is written correctly and the command is being used correctly.

## 2.108.83 80083

---

### expecting @1 @=[True/False] value in ConnectionString

#### [Description]

An error occurred during execution of the application or command.

#### [System Processing]

Processing will be aborted.

#### [Action]

Check the message text and confirm that the application is written correctly and the command is being used correctly.

## 2.108.84 80084

---

### expecting @1 @=[Numeric] value in ConnectionString

#### [Description]

An error occurred during execution of the application or command.

#### [System Processing]

Processing will be aborted.

#### [Action]

Check the message text and confirm that the application is written correctly and the command is being used correctly.

## 2.108.85 80085

---

### numeric value @1 @ in ConnectionString exceeds maximum value @2@

#### [Description]

An error occurred during execution of the application or command.

#### [System Processing]

Processing will be aborted.

[Action]

Check the message text and confirm that the application is written correctly and the command is being used correctly.

## 2.108.86 80086

---

### numeric value @1@ in ConnectionString is below minimum value @2@

[Description]

An error occurred during execution of the application or command.

[System Processing]

Processing will be aborted.

[Action]

Check the message text and confirm that the application is written correctly and the command is being used correctly.

## 2.108.87 80087

---

### expecting @1@[Protocol Version] value in ConnectionString

[Description]

An error occurred during execution of the application or command.

[System Processing]

Processing will be aborted.

[Action]

Check the message text and confirm that the application is written correctly and the command is being used correctly.

## 2.108.88 80088

---

### The Transaction property can't be changed with an uncommitted transaction.

[Description]

An error occurred during execution of the application or command.

[System Processing]

Processing will be aborted.

[Action]

Check the message text and confirm that the application is written correctly and the command is being used correctly.

## 2.108.89 80089

---

### Only Text and StoredProcedure types supported!

[Description]

An error occurred during execution of the application or command.

[System Processing]

Processing will be aborted.

[Action]

Check the message text and confirm that the application is written correctly and the command is being used correctly.

## 2.108.90 80090

---

**There have been errors reported by the backend.**

[Description]

An error occurred during execution of the application or command.

[System Processing]

Processing will be aborted.

[Action]

Check the message text and confirm that the application is written correctly and the command is being used correctly.

## 2.108.91 80091

---

**There have been errors on @1 @():**

[Description]

An error occurred during execution of the application or command.

[System Processing]

Processing will be aborted.

[Action]

Check the message text and confirm that the application is written correctly and the command is being used correctly.

## 2.108.92 80092

---

**There have been errors on @1 @(@2@):**

[Description]

An error occurred during execution of the application or command.

[System Processing]

Processing will be aborted.

[Action]

Check the message text and confirm that the application is written correctly and the command is being used correctly.

## 2.108.93 80093

---

**The Connection is not set.**

[Description]

An error occurred during execution of the application or command.

[System Processing]

Processing will be aborted.

[Action]

Check the message text and confirm that the application is written correctly and the command is being used correctly.

## 2.108.94 80094

---

### Multiple queries not supported for this command type

[Description]

An error occurred during execution of the application or command.

[System Processing]

Processing will be aborted.

[Action]

Check the message text and confirm that the application is written correctly and the command is being used correctly.

## 2.108.95 80095

---

### Cannot derive function parameter of type VARIADIC

[Description]

An error occurred during execution of the application or command.

[System Processing]

Processing will be aborted.

[Action]

Check the message text and confirm that the application is written correctly and the command is being used correctly.

## 2.108.96 80096

---

### Cannot derive function parameter of type TABLE

[Description]

An error occurred during execution of the application or command.

[System Processing]

Processing will be aborted.

[Action]

Check the message text and confirm that the application is written correctly and the command is being used correctly.

## 2.108.97 80097

---

### ConnectionString cannot be empty.

[Description]

An error occurred during execution of the application or command.

[System Processing]

Processing will be aborted.

[Action]

Check the message text and confirm that the application is written correctly and the command is being used correctly.

## 2.108.98 80098

---

### A SocketException occurred

[Description]

An error occurred during execution of the application or command.

[System Processing]

Processing will be aborted.

[Action]

Check the message text and confirm that the application is written correctly and the command is being used correctly.

## 2.108.99 80099

---

### There have been errors on Open()

[Description]

An error occurred during execution of the application or command.

[System Processing]

Processing will be aborted.

[Action]

Check the message text and confirm that the application is written correctly and the command is being used correctly.

## 2.109 Message Numbers Beginning with 80100

---

### 2.109.1 80100

---

#### Error in Close()

[Description]

An error occurred during execution of the application or command.

[System Processing]

Processing will be aborted.

[Action]

Check the message text and confirm that the application is written correctly and the command is being used correctly.

## 2.109.2 80101

---

### Insufficient backend data to describe dimension count in binary array header

[Description]

An error occurred during execution of the application or command.

[System Processing]

Processing will be aborted.

[Action]

Check the message text and confirm that the application is written correctly and the command is being used correctly.

## 2.109.3 80102

---

### Invalid array dimension count encountered in binary array header

[Description]

An error occurred during execution of the application or command.

[System Processing]

Processing will be aborted.

[Action]

Check the message text and confirm that the application is written correctly and the command is being used correctly.

## 2.109.4 80103

---

### Insufficient backend data to describe all expected dimensions in binary array header

[Description]

An error occurred during execution of the application or command.

[System Processing]

Processing will be aborted.

[Action]

Check the message text and confirm that the application is written correctly and the command is being used correctly.

## 2.109.5 80104

---

### Out of backend data while reading binary array

[Description]

An error occurred during execution of the application or command.

[System Processing]

Processing will be aborted.

[Action]

Check the message text and confirm that the application is written correctly and the command is being used correctly.

## 2.109.6 80105

---

### Expected a hex character, got

[Description]

An error occurred during execution of the application or command.

[System Processing]

Processing will be aborted.

[Action]

Check the message text and confirm that the application is written correctly and the command is being used correctly.

## 2.109.7 80106

---

### Expected a hex character, got @1@

[Description]

An error occurred during execution of the application or command.

[System Processing]

Processing will be aborted.

[Action]

Check the message text and confirm that the application is written correctly and the command is being used correctly.

## 2.109.8 80107

---

### Expected an octal character, got @1@

[Description]

An error occurred during execution of the application or command.

[System Processing]

Processing will be aborted.

[Action]

Check the message text and confirm that the application is written correctly and the command is being used correctly.

## 2.109.9 80108

---

### Object is immutable

[Description]

An error occurred during execution of the application or command.

[System Processing]

Processing will be aborted.

[Action]

Check the message text and confirm that the application is written correctly and the command is being used correctly.

## 2.109.10 80109

---

### Unexpected integer binary field length

[Description]

An error occurred during execution of the application or command.

[System Processing]

Processing will be aborted.

[Action]

Check the message text and confirm that the application is written correctly and the command is being used correctly.

## 2.109.11 80110

---

### Unexpected float binary field length

[Description]

An error occurred during execution of the application or command.

[System Processing]

Processing will be aborted.

[Action]

Check the message text and confirm that the application is written correctly and the command is being used correctly.

## 2.109.12 80111

---

### Unable to cast data to NpgsqlPoint type

[Description]

An error occurred during execution of the application or command.

[System Processing]

Processing will be aborted.

[Action]

Check the message text and confirm that the application is written correctly and the command is being used correctly.

## 2.109.13 80112

---

### Unable to cast data to Rectangle type

[Description]

An error occurred during execution of the application or command.

[System Processing]

Processing will be aborted.



[Action]

Check the message text and confirm that the application is written correctly and the command is being used correctly.

## 2.109.14 80113

---

### Type already mapped

[Description]

An error occurred during execution of the application or command.

[System Processing]

Processing will be aborted.

[Action]

Check the message text and confirm that the application is written correctly and the command is being used correctly.

## 2.109.15 80114

---

### NpgsqlDbType already aliased

[Description]

An error occurred during execution of the application or command.

[System Processing]

Processing will be aborted.

[Action]

Check the message text and confirm that the application is written correctly and the command is being used correctly.

## 2.109.16 80115

---

### DbType already aliased

[Description]

An error occurred during execution of the application or command.

[System Processing]

Processing will be aborted.

[Action]

Check the message text and confirm that the application is written correctly and the command is being used correctly.

## 2.109.17 80116

---

### Type already aliased

[Description]

An error occurred during execution of the application or command.

[System Processing]

Processing will be aborted.

[Action]

Check the message text and confirm that the application is written correctly and the command is being used correctly.

# Chapter 3 Mirroring Controller Messages

This chapter explains messages output by Mirroring Controller.

## 3.1 Message Numbers Beginning with MCA00000

### 3.1.1 MCA00001

**could not read file "{0}": exception={1}: {2}**

[Description]

Could not read the file.

[Parameters]

{0}: file name

{1}: exception type

{2}: exception detail

[System Processing]

Processing will be aborted.

[Action]

Identify the cause according to the message, and then remove it.

### 3.1.2 MCA00002

**{0}: wrong number of server ID in definition file "{1}"**

[Description]

Invalid descriptions were found in definition file.

[Parameters]

{0}: command name

{1}: file name

[System Processing]

Processing will be aborted.

[Action]

Correct the definition file according to the message and parameter description of "Cluster Operation Guide (Database Multiplexing)".

### 3.1.3 MCA00003

**{0}: server ID not found in definition file "{1}" line {2}**

[Description]

Invalid descriptions were found in definition file.

[Parameters]

{0}: command name

{1}: file name

{2}: line number

[System Processing]

Processing will be aborted.

[Action]

Correct the definition file according to the message and parameter description of "Cluster Operation Guide (Database Multiplexing)".

### 3.1.4 MCA00004

---

**{0}: server ID specified in definition file "{1}" too long (max {2} bytes) line {3}**

[Description]

Invalid descriptions were found in definition file.

[Parameters]

{0}: command name

{1}: file name

{2}: max length of server ID

{3}: line number

[System Processing]

Processing will be aborted.

[Action]

Correct the definition file according to the message and parameter description of "Cluster Operation Guide (Database Multiplexing)".

### 3.1.5 MCA00005

---

**invalid host name or IP address "{1}" in definition file "{0}"**

[Description]

Invalid descriptions were found in definition file.

[Parameters]

{0}: file name

{1}: host name or IP address

[System Processing]

Processing will be aborted.

[Action]

Correct the definition file according to the message and parameter description of "Cluster Operation Guide (Database Multiplexing)".

### 3.1.6 MCA00006

---

**{0}: invalid port number in definition file "{1}" line {2}**

[Description]

Invalid descriptions were found in definition file.

[Parameters]

{0}: command name

{1}: file name

{2}: line number

[System Processing]

Processing will be aborted.

[Action]

Correct the definition file according to the message and parameter description of "Cluster Operation Guide (Database Multiplexing)".

### 3.1.7 MCA00007

---

**{0}: invalid format specified in definition file "{1}" line {2}**

[Description]

Invalid descriptions were found in definition file.

[Parameters]

{0}: command name

{1}: file name

{2}: line number

[System Processing]

Processing will be aborted.

[Action]

Correct the definition file according to the message and parameter description of "Cluster Operation Guide (Database Multiplexing)".

### 3.1.8 MCA00008

---

**{0}: invalid value for parameter "{2}" in definition file "{1}"**

[Description]

Invalid parameter was found in definition file.

[Parameters]

{0}: command name

{1}: file name

{2}: parameter name

[System Processing]

Processing will be aborted.

[Action]

Correct the definition file according to the message and parameter description of "Cluster Operation Guide (Database Multiplexing)".

### 3.1.9 MCA00009

---

**{0}: no value for parameter "{2}" specified in definition file "{1}"**

[Description]

Invalid parameter was found in definition file.

[Parameters]

{0}: command name

{1}: file name

{2}: parameter name

[System Processing]

Processing will be aborted.

[Action]

Correct the definition file according to the message and parameter description of "Cluster Operation Guide (Database Multiplexing)".

### 3.1.10 MCA00010

---

**{0}: unrecognized parameter "{2}" in definition file "{1}"**

[Description]

Unrecognized parameter was found in definition file.

[Parameters]

{0}: file name

{1}: command name

{2}: parameter name

[System Processing]

Processing will be aborted.

[Action]

Correct the definition file according to the message and parameter description of "Cluster Operation Guide (Database Multiplexing)".

### 3.1.11 MCA00011

---

**%s: no operation mode specified**

[Description]

No operation mode was specified.

[Parameters]

%s: command name

[System Processing]

Processing will be aborted.

[Action]

Re-execute after specifying operation modes.

### 3.1.12 MCA00012

---

**%s: unrecognized operation mode "%s"**

[Description]

Unrecognized operation mode was specified.

[Parameters]

%s: command name

%s: operation mode

[System Processing]

Processing will be aborted.

[Action]

Re-execute after specifying operation modes.

### 3.1.13 MCA00013

---

**%s: option "%s" duplicated**

[Description]

Certain option is duplicated.

[Parameters]

%s: command

%s: option

[System Processing]

Processing will be aborted.

[Action]

Re-execute after correcting options.

### 3.1.14 MCA00014

---

**%s: "%s" option conflicts with "%s" option**

[Description]

Options are conflicting.

[Parameters]

%s: command

%s: option

%s: option

[System Processing]

Processing will be aborted.

[Action]

Re-execute after correcting options.

### 3.1.15 MCA00015

---

**%s: option requires an argument -- %s**

[Description]

No argument specified for the option.

[Parameters]

%s: command

%s: option

[System Processing]

Processing will be aborted.

[Action]

Re-execute after correcting options.

### 3.1.16 MCA00016

---

**%s: neither "%s" option nor environment variable "%s" specified**

[Description]

Both of required option and equivalent environment variable were not specified.

[Parameters]

%s: command

%s: option

%s: environment variable

[System Processing]

Processing will be aborted.

[Action]

Re-execute after specifying required option or equivalent environment variable.

### 3.1.17 MCA00017

---

**%s: out of memory**

[Description]

Out of memory error occurred.

[Parameters]

%s: command

[System Processing]

Processing will be aborted.

[Action]

Obtain free memory space by stopping unnecessary processes or changing system settings.

### 3.1.18 MCA00018

---

**out of memory**

[Description]

Out of memory error occurred.

[System Processing]

Processing will be aborted.



[Action]

Obtain free memory space by stopping unnecessary processes or changing system settings.

### 3.1.19 MCA00019

---

**detected an error on the monitored object "{0}({1)": {2}**

[Description]

An error was detected on the monitored object.

[Parameters]

{0}: monitored object (server, database process, data storage destination directory, transaction log storage destination directory, tablespace directory)

{1}: object name (host name, database process name, directory path)

{2}: error detail ("no response:", "read/write error:" and detailed information)

[System Processing]

Perform failover or detaching.

If failover or detaching is already performed, these functions would be disabled.

[Action]

Refer to the description about workaround for failure of "Cluster Operation Guide (Database Multiplexing)".

### 3.1.20 MCA00020

---

**unexpected error occurred in the monitoring process: {0}**

[Description]

Monitoring process cannot continue because an unexpected error was occurred during its processing.

[Parameters]

{0}: error detail

[System Processing]

Continues processing.

[Action]

Refer to the description about workaround for failure of "Cluster Operation Guide (Database Multiplexing)".

### 3.1.21 MCA00021

---

**starting to {2} from {0} to {1}.**

[Description]

Switching standby server to primary server.

[Parameters]

{0}: server ID of primary server

{1}: server ID of standby server

{2}: "fail over" or "switch over"

[Action]

If Mirroring Controller executed switching automatically, find the message output before this message from system log or event log to identify the cause of switching, and then work around according to the Action of the message.

### 3.1.22 MCA00022

---

#### **{2} completed.switched from {0} to {1}**

[Description]

Switching standby server to primary server was completed.

[Parameters]

{0}: server ID of primary server

{1}: server ID of standby server

{2}: "fail over"or"switch over"

### 3.1.23 MCA00023

---

#### **failed to {2} from {0} to {1}**

[Description]

Failed to switch to primary server because of unexpected failure.

[Parameters]

{0}: server ID of primary server

{1}: server ID of standby server

{2}: "fail over"or"switch over"

[System Processing]

Processing of switching will be aborted.

[Action]

Find the message output before this message from display, system log or event log, and then work around according to the Action of the message.

### 3.1.24 MCA00024

---

#### **starting to detach standby server "{0}" {1}**

[Description]

Detaching standby server because of failure detected on standby server.

[Parameters]

{0}: server ID

{1}: "automatically" or none

[Action]

If Mirroring Controller executed detaching automatically, find the message output before this message from system log or event log to identify the cause of detaching, and then work around according to the Action of the message.

### 3.1.25 MCA00025

---

---

### detach standby server "{0}" completed {1}

#### [Description]

Detached standby server.

#### [Parameters]

{0}: server ID

{1}: "automatically" or none

## 3.1.26 MCA00026

---

### failed to {2} standby server "{0}" {1}

#### [Description]

Failed to detach standby server.

#### [Parameters]

{0}: server ID

{1}: "automatically" or none

{2}: "detach"

#### [System Processing]

Processing of detaching will be aborted.

#### [Action]

Refer to the description about workaround for failure of "Cluster Operation Guide (Database Multiplexing)".

## 3.1.27 MCA00027

---

### another "{0}" command is running

#### [Description]

Cannot execute command with this operation mode because another command is running on the same or another server.

#### [Parameters]

{0}: command name

#### [System Processing]

Processing will be aborted.

#### [Action]

There is a case executing another command. Wait for completion of another command on the same or another server, and then re-execute.

In addition, there are the following cases when using mc\_ctl command.

There is a case under processing of a failover and an automatic detach by Mirroring Controller. Wait for completion of the processing under operation, and re-execute.

If any of the following cases occurs, there is a possibility that the processing of Mirroring Controller interrupts. Re-execute the mc\_ctl command after restarting Mirroring Controller.

- When abnormality occurs in the network
- When another server is downed
- When Mirroring Controller is stopped forcibly

### 3.1.28 MCA00028

---

#### communication timeout of Mirroring Controller occurred server:"{0}"

##### [Description]

Either of the followings has occurred.

- communication timeout between mc\_ctl command and Mirroring Controller process has occurred.
- communication timeout between Mirroring Controller processes have occurred.
- Terminating database instance was not completed in the specified time.

##### [Parameters]

{0}: server ("localhost" or server ID)

##### [System Processing]

Processing will be aborted.

##### [Action]

Completion synchronization for terminating database instance might have timed out, because connections remained. Disconnect all connections, and re-execute it.

Reduce CPU or network load caused by the other processes. If could not reduce it, extend remote\_call\_timeout in "server identifier".conf.

### 3.1.29 MCA00029

---

#### could not create PID file "{0}" of Mirroring Controller detail of cause:"{1}"

##### [Description]

Could not create PID file of Mirroring Controller.

##### [Parameters]

{0}: file name

{1}: detail of cause

##### [System Processing]

Processing will be aborted.

##### [Action]

Identify the cause according to the message, and then remove it.

### 3.1.30 MCA00030

---

#### could not remove PID file "%s" of Mirroring Controller detail of cause:"%s"

##### [Description]

Could not remove PID file of Mirroring Controller.

##### [Parameters]

%s: file name

%s: detail of cause

##### [Action]

Identify the cause according to the message, and then remove it.

### 3.1.31 MCA00031

---

#### could not read PID file "%s" of Mirroring Controller detail of cause:"%s"

[Description]

Could not read PID file of Mirroring Controller.

[Parameters]

%s: file name

%s: detail of cause

[Action]

Identify the cause according to the message, and then remove it.

### 3.1.32 MCA00032

---

#### invalid contents of PID file "%s" of Mirroring Controller

[Description]

The contents of PID file of Mirroring Controller is invalid.

[Parameters]

%s: file name

[System Processing]

Processing will be aborted.

[Action]

The following causes could be considered.

- The file was stored or replaced by mistake
- The file was corrupted

When starting Mirroring Controller, move or remove the file shown in the message.

When stopping Mirroring Controller, terminate forcibly mc\_keeper process and terminate forcibly mc\_agent process with using OS command.

### 3.1.33 MCA00033

---

#### Mirroring Controller is already running

[Description]

Mirroring Controller is already running.

[System Processing]

Processing will be aborted.

[Action]

If needed, stop Mirroring Controller, and re-execute.

### 3.1.34 MCA00034

---

#### cannot execute %s command because Mirroring Controller is not running

[Description]

Cannot execute Mirroring Controller command because Mirroring Controller process is not running.

[Parameters]

%s: command name

[System Processing]

Processing will be aborted.

[Action]

Start Mirroring Controller, and re-execute.

### 3.1.35 MCA00035

---

#### failed to start database instance

[Description]

Failed to start database instance.

[System Processing]

Processing will be aborted.

[Action]

Find the database message output in the log files of database output before this message, and then work around according to the Action of the message.

### 3.1.36 MCA00036

---

#### failed to stop database instance target server:"{0}"

[Description]

Failed to stop database instance.

[Parameters]

{0}: target server ("localhost" or server ID)

[System Processing]

Processing will be aborted.

[Action]

Find the database message output in the log files of database on the target server output before this message, and then work around according to the Action of the message.

### 3.1.37 MCA00037

---

#### Mirroring Controller option is not installed

[Description]

This functionality is enabled by installing Mirroring Controller option.

[System Processing]

Processing will be aborted.

[Action]

To use this functionality, install Mirroring Controller option, and then re-execute.

---

### 3.1.38 MCA00038

---

#### starting Mirroring Controller

[Description]

Starting Mirroring Controller.

---

### 3.1.39 MCA00039

---

#### Mirroring Controller started

[Description]

Mirroring Controller started.

---

### 3.1.40 MCA00040

---

#### failed to start Mirroring Controller

[Description]

Failed to start Mirroring Controller.

[System Processing]

Processing will be aborted.

[Action]

Work around according to the Action of the message output before this message.

On Windows, if there is no message outputted before this message, please refer to the message outputted to an event log.

---

### 3.1.41 MCA00041

---

#### stopping Mirroring Controller

[Description]

Stopping Mirroring Controller.

---

### 3.1.42 MCA00042

---

#### Mirroring Controller stopped target server:"{0}"

[Description]

Mirroring Controller stopped.

[Parameters]

{0}: target server ("localhost" or server ID)

---

### 3.1.43 MCA00043

---

#### failed to stop Mirroring Controller target server:"{0}"

[Description]

Failed to stop Mirroring Controller.

[Parameters]

{0}: target server ("localhost" or server ID)

[System Processing]

Processing will be aborted.

[Action]

Identify the cause from system log or event log on the target server, and work around.

### 3.1.44 MCA00044

---

#### stopping Mirroring Controller forcibly

[Description]

Stopping Mirroring Controller forcibly.

### 3.1.45 MCA00045

---

#### stopped Mirroring Controller forcibly

[Description]

Mirroring Controller stopped forcibly.

### 3.1.46 MCA00046

---

#### enabled failover target server:"{0}"

[Description]

Enabled failover and automatic detach.

[Parameters]

{0}: target server ("localhost" or server ID)

### 3.1.47 MCA00047

---

#### failed to enable failover target server:"{0}"

[Description]

Failed to enable failover and automatic detach.

[Parameters]

{0}: target server ("localhost" or server ID)

[System Processing]

Processing will be aborted.

[Action]

Identify the cause from messages on system log or event log, and work around.

### 3.1.48 MCA00048

---

#### disabled failover target server:"{0}"



[Description]

Disabled failover and automatic detach.

[Parameters]

{0}: target server ("localhost" or server ID)

### 3.1.49 MCA00049

---

**failed to disable failover target server:"{0}"**

[Description]

Failed to disable failover and automatic detach.

[Parameters]

{0}: target server ("localhost" or server ID)

[System Processing]

Processing will be aborted.

[Action]

Identify the cause from messages on system log or event log, and work around.

### 3.1.50 MCA00050

---

**{0}: server ID "{2}" specified with option "{1}" does not exist in definition file "{3}"**

[Description]

server ID specified with the option does not exist in definition file.

[Parameters]

{0}: command name

{1}: option

{2}: server ID

{3}: file name

[System Processing]

Processing will be aborted.

[Action]

Re-execute after correcting options or definition file.

### 3.1.51 MCA00051

---

**{0}: The IP address or host name of the server where the command was executed in is not found on the definition file "{1}"**

[Description]

Either of the followings has occurred.

- The IP address or host name that does not exist is specified.
- The network interface is stopped.

[Parameters]

{0}: command name

{1}: file name

[System Processing]

Processing will be aborted.

[Action]

Correct the definition file according to the message and parameter descriptions of "Cluster Operation Guide (Database Multiplexing)".

### 3.1.52 MCA00052

---

**{0}: wrong server ID "{2}" in definition file "{1}"**

[Description]

Invalid descriptions were found in definition file.

[Parameters]

{0}: command name

{1}: file name

{2}: server ID

[System Processing]

Processing will be aborted.

[Action]

Correct the definition file according to the message and parameter descriptions of "Cluster Operation Guide (Database Multiplexing)".

### 3.1.53 MCA00053

---

**failed to detach standby server**

[Description]

Failed to detach standby server

because processing of detaching cannot be continued by something failure.

[System Processing]

Processing of detaching will be aborted.

[Action]

Find the message output before this message from display, system log or event log, and then work around according to the Action of the message.

### 3.1.54 MCA00054

---

**could not write to file "{0}": exception={1}: {2}**

[Description]

Failed to detach or synchronize standby server because could not write to the file.

[Parameters]

{0}: file name

{1}: exception type

{2}: exception detail

[System Processing]

Processing will be aborted.

[Action]

Check the error detail and eliminate causes, and detach or synchronize standby server according to "Actions when an Error Occurs" of "Cluster Operation Guide (Database Multiplexing)".

### 3.1.55 MCA00055

---

**unexpected error occurred in the monitoring process: {0}**

[Description]

Monitoring process could not continue because the unexpected error occurred.

[Parameters]

{0}: detail of cause

[System Processing]

Continues monitoring.

[Action]

Check the error detail and eliminate causes.

If you cannot clear the problem, contact Fujitsu technical support.

### 3.1.56 MCA00056

---

**unexpected error occurred: {0}**

[Description]

An unexpected error occurred.

[Parameters]

{0}: detail of cause

[System Processing]

Processing will be aborted.

[Action]

Check the error detail and eliminate cause.

If you cannot clear the problem, contact Fujitsu technical support.

### 3.1.57 MCA00057

---

**failed to stop Mirroring Controller forcibly**

[Description]

Failed to stop Mirroring Controller forcibly.

[System Processing]

Processing will be aborted.

[Action]

Check [Action] of the message output before this message, and re-execute.

If re-execution fails, terminate forcibly mc\_keeper process and terminate forcibly mc\_agent process with using OS command.

### 3.1.58 MCA00058

---

**could not access path "%s" specified as a directory for Mirroring Controller detail of cause: "%s"**

[Description]

could not access path specified as a directory for Mirroring Controller.

[Parameters]

%s: path name

%s: detail of cause

[System Processing]

Processing will be aborted.

[Action]

Check the error detail and eliminate causes.

### 3.1.59 MCA00059

---

**system call error occurred: "%s" detail of cause: "%s"**

[Description]

System call error occurred.

[Parameters]

%s: system call name

%s: detail of cause

[System Processing]

Processing will be aborted.

[Action]

Check the error detail and eliminate causes.

### 3.1.60 MCA00060

---

**could not get installation path**

[Description]

Enterprise Postgres may not be installed.

[System Processing]

Processing will be aborted.

[Action]

Re-install Enterprise Postgres.

### 3.1.61 MCA00061

---

**could not access path "%1\$s" for parameter "%2\$s" in definition file "%3\$s" detail of cause:"%4\$s"**

[Description]

could not access path for parameter in definition file.

[Parameters]

%3\$s: file name

%2\$s: parameter name

%1\$s: path name

%4\$s: detail of cause

[System Processing]

Processing will be aborted.

[Action]

Check the error detail and eliminate causes.

### 3.1.62 MCA00062

---

**promotion processing completed**

[Description]

Promotion processing completed.

### 3.1.63 MCA00063

---

**promotion processing failed**

[Description]

Promotion processing failed.

[System Processing]

Processing will be aborted.

[Action]

Clear the problem according to [Action] of the message which was output before this message in system log or in database server log.

### 3.1.64 MCA00064

---

**stopped database instance forcibly**

[Description]

Database instance stopped forcibly.

### 3.1.65 MCA00065

---

**failed to stop database instance forcibly**

[Description]

Failed to stop database instance forcibly.

[System Processing]

Processing will be aborted.

[Action]

Clear the problem according to [Action] of the message which was output before this message in system log or in database server log.

### 3.1.66 MCA00067

---

#### did not switch during a degeneration use

[Description]

Did not switch during a degeneration use.

[System Processing]

Processing will be aborted.

[Action]

If Mirroring Controller executed switching automatically, find the message output before this message from system log or event log to identify the cause of degeneration, and then eliminate causes according to [Action] of the message and try to switch with command.

### 3.1.67 MCA00068

---

#### {0}: users other than an instance administrator have the access privileges for definition file "{1}"

[Description]

users other than an instance administrator have the access privileges for definition file.

[Parameters]

{0}: command name

{1}: file name

[System Processing]

Processing will be aborted.

[Action]

Revoke all the access privileges for users other than an instance administrator.

MCA00069

could not execute because Mirroring Controller of the server "{0}" is not running

[Description]

Could not execute because Mirroring Controller is not running.

[Parameters]

{0}: server ID

[System Processing]

Processing will be aborted.

[Action]

Start Mirroring Controller, and try to switch with command.

### 3.1.68 MCA00070

---

---

**Try "%s --help" for more information.\n**

[Description]

--help option can show more additional information.

[Parameters]

%s: command name

[System Processing]

None.

[Action]

Check the message output before this message, and refer to descriptions shown by '--help' option.

---

### 3.1.69 MCA00071

---

**starting to {0}**

[Description]

Switching standby server to primary server.

[Parameters]

{0}: "switch over"

---

### 3.1.70 MCA00072

---

**failed to {0}**

[Description]

Failed to switch to primary server because of an unexpected failure.

[Parameters]

{0}: "switch over"

[System Processing]

Processing of switching will be aborted.

[Action]

Find the message output before this message from display, system log or event log, and then eliminate causes according to [Action] of the message.

---

### 3.1.71 MCA00073

---

**error detected in handling of the database instance detail of cause:"{0}"**

[Description]

Error detected in handling of the database instance for the following purposes.

- Obtain the port number of database instance
- Access to the data storage destination directory

[Parameters]

{0}: detail of cause

[System Processing]

Processing will be aborted.

[Action]

Check the error detail and eliminate causes.

### 3.1.72 MCA00074

---

#### could not read PID file "{0}" of Mirroring Controller detail of cause:"{1}"

[Description]

Could not read PID file of Mirroring Controller.

[Parameters]

{0}: file name

{1}: detail of cause

[Action]

Identify the cause according to the message, and then remove it.

### 3.1.73 MCA00075

---

#### invalid contents of PID file "{0}" of Mirroring Controller

[Description]

The contents of PID file of Mirroring Controller is invalid.

[Parameters]

{0}: file name

[System Processing]

Processing will be aborted.

[Action]

The following causes could be considered.

- The file was stored or replaced by mistake
- The file was corrupted

When starting Mirroring Controller, move or remove the file shown in the message.

When stopping Mirroring Controller, terminate forcibly mc\_keeper process and terminate forcibly mc\_agent process with using OS command.

### 3.1.74 MCA00076

---

#### cannot execute "{0}" command because Mirroring Controller is not running

[Description]

Cannot execute Mirroring Controller command because Mirroring Controller process is not running.

[Parameters]

{0}: command name



[System Processing]

Processing will be aborted.

[Action]

Start Mirroring Controller, and re-execute.

### 3.1.75 MCA00077

---

**%s: argument of option "%s" is too long**

[Description]

Argument of option is too long.

[Parameters]

%s: command name

%s: option

[System Processing]

Processing will be aborted.

[Action]

Re-execute after correcting options.

### 3.1.76 MCA00078

---

**%s: invalid option -- %s**

[Description]

Invalid option.

[Parameters]

%s: command name

%s: option

[System Processing]

Processing will be aborted.

[Action]

Re-execute after correcting options.

### 3.1.77 MCA00079

---

**%s: unnecessary operand "%s"**

[Description]

Unnecessary operand.

[Parameters]

%s: command name

%s: operand

[System Processing]

Processing will be aborted.

[Action]

Re-execute after correcting operand.

### 3.1.78 MCA00080

---

**%s: unrecognized operation mode or no operation mode specified**

[Description]

Unrecognized operation mode or no operation mode specified.

[Parameters]

%s: command name

[System Processing]

Processing will be aborted.

[Action]

Re-execute after correcting or specifying operation mode.

### 3.1.79 MCA00081

---

**start to enable the parameter "{1}" required to build in the standby server "{0}"**

[Description]

Start to enable the parameter required to build in the standby server.

[Parameters]

{0}: server ID

{1}: parameter name

### 3.1.80 MCA00082

---

**enabling the parameter "{1}" required to build in the standby server "{0}" completed**

[Description]

Enabling the parameter required to build in the standby server completed.

[Parameters]

{0}: server ID

{1}: parameter name

### 3.1.81 MCA00083

---

**failed to enable the parameter "{1}" required to build in the standby server "{0}"**

[Description]

Failed to enable the parameter required to build in the standby server.

The following causes could be considered.

- another command is running
- can not access definition file
- parameter does not exist

#### [Parameters]

{0}: server ID

{1}: parameter name

#### [System Processing]

Processing will be aborted.

#### [Action]

- If the parameter is not set

On the primary server, set the parameter of postgresql.conf file according to "parameter" description of "Cluster Operation Guide (Database Multiplexing)" and execute pg\_ctl command with reload mode.

- Otherwise

Find the message output before this message from display, system log or event log, and then eliminate causes according to [Action] of the message. Then, on the primary server, set the parameter of postgresql.conf file according to "parameter" description of "Cluster Operation Guide (Database Multiplexing)" and execute pg\_ctl command with reload mode.

### 3.1.82 MCA00084

---

#### primary server is already running

#### [Description]

Primary server is already running.

#### [System Processing]

Processing will be aborted.

#### [Action]

The standby server might be running without creating standby.signal. Create standby.signal, and re-execute.

### 3.1.83 MCA00085

---

#### cannot start Mirroring Controller because database instance is not running

#### [Description]

Cannot start Mirroring Controller because database instance is not running.

#### [System Processing]

Processing will be aborted.

#### [Action]

Start database instance, and re-execute.

### 3.1.84 MCA00086

---

#### could not get state of database instance detail of cause:"{0}"

#### [Description]

Could not get state of database instance.

#### [Parameters]

{0}: detail of cause

[System Processing]

Processing will be aborted.

[Action]

Check the error detail and eliminate causes.

### 3.1.85 MCA00087

---

#### unusable character is included in path "%s" specified as a directory for Mirroring Controller

[Description]

Unusable character is included in path specified as a directory for Mirroring Controller.

[Parameters]

%s: path name

[System Processing]

Processing will be aborted.

[Action]

Correct the path specified as a directory for Mirroring Controller according to the message and mc\_ctl command descriptions of "Reference".

### 3.1.86 MCA00088

---

#### %1\$s: unusable character is included in server ID "%3\$s" specified with option "%2\$s"

[Description]

Unusable character is included in server ID specified with option.

[Parameters]

%1\$s: command name

%2\$s: option

%3\$s: server ID

[System Processing]

Processing will be aborted.

[Action]

Correct the server ID specified with option according to the message and mc\_ctl command descriptions of "Reference".

### 3.1.87 MCA00089

---

#### only instance administrator can execute this command

[Description]

Only instance administrator who created the directory for Mirroring Controller can execute this command.

[System Processing]

Processing will be aborted.

[Action]

Re-execute the command by the instance administrator who created the directory for Mirroring Controller.

### 3.1.88 MCA00090

---

#### could not read file "{0}": Permission denied

[Description]

No read permissions for the file.

[Parameters]

{0}: file name

[System Processing]

Processing will be aborted.

[Action]

Re-execute the command, after granting the read permissions to the file.

### 3.1.89 MCA00091

---

#### host name or IP address "{1}" of the primary server and the standby server in definition file "{0}" are same, but the --local-server option was not specified

[Description]

Host name or IP address of the primary server and the standby server in definition file are same, but the --local-server option was not specified.

[Parameters]

{0}: file name

{1}: host name or IP address

[System Processing]

Processing will be aborted.

[Action]

If the primary server and the standby server are built in the same server, execute the mc\_ctl command with the --local-server option.

If the primary server and the standby server are built in the different server, correct host name or IP address in the definition file.

### 3.1.90 MCA00092

---

#### this feature is not available in this edition

[Description]

This feature is not available in this edition.

[System Processing]

Processing will be aborted

[Action]

Please install the right edition for this feature.

### 3.1.91 MCA00093

---

#### installation environment is destroyed

[Description]

Enterprise Postgres may not be installed correctly or may be destroyed.

[System Processing]

Processing will be aborted.

[Action]

Re-install Enterprise Postgres.

### 3.1.92 MCA00094

---

**%s: invalid argument for option %s**

[Description]

Invalid argument for option.

[Parameters]

%s: command name

%s: option

[System Processing]

Processing will be aborted.

[Action]

Re-execute after correcting options.

### 3.1.93 MCA00095

---

**could not remove file or directory "{0}"**

[Description]

Could not remove the file or the directory.

[Parameters]

{0}: file name or directory name

[System Processing]

Processing will be aborted.

[Action]

Check the status of the file or the directory and eliminate causes, and then remove it.

### 3.1.94 MCA00096

---

**could not write file "{0}": exception={1}: {2}**

[Description]

Could not write the file.

[Parameters]

{0}: file name

{1}: exception type

{2}: exception detail

[System Processing]

Processing will be aborted.

[Action]

Identify the cause according to the message, and then remove it.

---

### 3.1.95 MCA00097

---

#### setup of standby server completed

[Description]

Setup of standby server completed.

---

### 3.1.96 MCA00098

---

#### setup of standby server failed

[Description]

Setup of standby server failed.

[System Processing]

Processing will be aborted.

[Action]

Find the message output before this message from display, system log or event log, and then eliminate causes according to [Action] of the message.

---

### 3.1.97 MCA00099

---

#### {0}: server "{1}" is running as a standby server

[Description]

Could not continue processing because database instance to be duplicated is not running as a primary server.

[Parameters]

{0}: command name

{1}: server ID

[System Processing]

Processing will be aborted.

[Action]

Re-execute this command on the standby server to be set up.

---

## 3.2 Message Numbers Beginning with MCA00100

---

---

### 3.2.1 MCA00100

---

#### cannot execute {0} command because Mirroring Controller is running

[Description]

Cannot execute this command because Mirroring Controller is running on the server to be set up.

[Parameters]

{0}: command name

[System Processing]

Processing will be aborted.

[Action]

Execute this command on server where primary server is not running. If execute it on the right server, stop Mirroring Controller and then re-execute it.

### 3.2.2 MCA00101

---

**cannot execute {0} command because database instance is running**

[Description]

Cannot execute this command because database instance is running on the server to be set up.

[Parameters]

{0}: command name

[System Processing]

Processing will be aborted.

[Action]

Execute this command on server where primary server is not running. If execute it on the right server, stop database instance and then re-execute it.

### 3.2.3 MCA00102

---

**{0}: invalid argument value {2} for option {1}**

[Description]

Invalid argument for option.

[Parameters]

{0}: command name

{1}: option

{2}: argument value

[System Processing]

Processing will be aborted.

[Action]

Re-execute after correcting argument value for the option.

### 3.2.4 MCA00103

---

**could not move file or directory from {0} to {1}**

[Description]

Could not move the file or the directory.



[Parameters]

{0}: source file or directory

{1}: target file or directory

[System Processing]

Processing will be aborted.

[Action]

Check the status of the file or the directory and eliminate causes, and then remove it.

### 3.2.5 MCA00104

---

**could not create directory {0}**

[Description]

Could not create the directory.

[Parameters]

{0}: target directory

[System Processing]

Processing will be aborted.

[Action]

Check the status of the directory and eliminate causes, and then remove it.

### 3.2.6 MCA00105

---

**could not read the access privileges of {0}**

[Description]

Could not read the access privileges.

[Parameters]

{0}: target directory

[System Processing]

Processing will be aborted.

[Action]

Check the status of the directory and eliminate causes, and then remove it.

### 3.2.7 MCA00106

---

**failed to set the access privileges of {0}**

[Description]

Failed to set the access privileges.

[Parameters]

{0}: target directory

[System Processing]

Processing will be aborted.

[Action]

Check the status of the directory and eliminate causes, and then remove it.

### 3.2.8 MCA00107

---

#### service "{0}" is not registered

[Description]

Service is not registered.

[Parameters]

{0}: Service name

[System Processing]

Processing will be aborted.

[Action]

Register service, and re-execute.

### 3.2.9 MCA00108

---

#### could not start service "{0}" detail of cause: "{1}"

[Description]

Could not start service.

[Parameters]

{0}: Service name

{1}: detail of cause

[System Processing]

Processing will be aborted.

[Action]

Check the error detail and eliminate causes.

### 3.2.10 MCA00109

---

#### could not start service "%s" detail of cause: "%s"

[Description]

Could not start service.

[Parameters]

%s: Service name

%s: detail of cause

[System Processing]

Processing will be aborted.

[Action]

Check the error detail and eliminate causes.

### 3.2.11 MCA00110

---

#### service "%s" is not registered

[Description]

Service is not registered.

[Parameters]

%s: Service name

[System Processing]

Processing will be aborted.

[Action]

Register service, and re-execute.

### 3.2.12 MCA00111

---

#### Mirroring Controller service "%s" has been registered

[Description]

Mirroring Controller service has been registered with Windows Service.

[Parameters]

%s: Service name

### 3.2.13 MCA00112

---

#### Mirroring Controller service "%s" has been unregistered

[Description]

Mirroring Controller service has been unregistered from Windows Service.

[Parameters]

%s: Service name

### 3.2.14 MCA00113

---

#### service name "%s" is already in use

[Description]

Service name is already in use.

[Parameters]

%s: Service name

[System Processing]

Processing will be aborted.

[Action]

Check the service name, and re-execute.

### 3.2.15 MCA00114

---

#### could not register service "%s" detail of cause: "%s"

[Description]

An error occurred during registration of service.

[Parameters]

%s: Service name

%s: detail of cause

[System Processing]

Processing will be aborted.

[Action]

Check the error detail and eliminate causes.

### 3.2.16 MCA00115

---

#### could not unregister service "%s" detail of cause: "%s"

[Description]

An error occurred during deregistration of service.

[Parameters]

%s: Service name

%s: detail of cause

[System Processing]

Processing will be aborted.

[Action]

Check the error detail and eliminate causes.

### 3.2.17 MCA00116

---

#### %s: option "%s" is required

[Description]

A required option is not specified.

[Parameters]

%s: command name

%s: option

[System Processing]

Processing will be aborted.

[Action]

Specify the required option, and re-execute.

### 3.2.18 MCA00117

---

---

### no authority to execute this command

#### [Description]

Only the administrative user can run this command.

#### [System Processing]

Processing will be aborted.

#### [Action]

Invoke the administrator's prompt, and re-execute this command.

---

## 3.2.19 MCA00119

---

### could not receive respons from {0} server({1})

#### [Description]

An error was detected on the server.

#### [Parameters]

{0}: monitored object (server)

{1}: server type (primary, candidate primary, standby)

#### [System Processing]

Perform failover or detaching.

If failover or detaching is already performed, these functions would be disabled.

#### [Action]

Refer to the description about workaround for failure of "Cluster Operation Guide (Database Multiplexing)".

---

## 3.2.20 MCA00120

---

### detected streaming replication error in {0} server({1})

#### [Description]

A streaming replication error was detected.

#### [Parameters]

{0}: monitored object (database process)

{1}: server type (primary, candidate primary, standby)

#### [System Processing]

Perform failover or detaching.

If failover or detaching is already performed, these functions would be disabled.

#### [Action]

Refer to the description about workaround for failure of "Cluster Operation Guide (Database Multiplexing)".

---

## 3.2.21 MCA00121

---

### disk drives are available

#### [Description]

Database where data storage, transaction log storage and tablespaces are saved is working correctly.

### 3.2.22 MCA00122

---

#### a {0} server({1}) is running normally

[Description]

A server is running normally.

[Parameters]

{0}: server type (primary, candidate primary, standby)

{1}: monitored object (server)

### 3.2.23 MCA00123

---

#### Streaming Replication has started

[Description]

Streaming Replication has started

### 3.2.24 MCA00124

---

#### postmaster is running in {0} server({1})

[Description]

postmaster is running

[Parameters]

{0}: server type (primary, candidate primary, standby)

{1}: monitored object (server)

### 3.2.25 MCA00125

---

#### failed to get the standby server information

[Description]

Failed to get the standby server information

[System Processing]

Perform failover or detaching.

If failover or detaching is already performed, these functions would be disabled.

[Action]

Refer to the description about workaround for failure of "Cluster Operation Guide (Database Multiplexing)".

### 3.2.26 MCA00126

---

#### {0} server({1}) was downed

[Description]

database server was downed

[Parameters]

{0}: server type (primary, candidate primary, standby)

{1}: monitored object (server)

[System Processing]

Perform failover or detaching.

If failover or detaching is already performed, these functions would be disabled.

[Action]

Refer to the description about workaround for failure of "Cluster Operation Guide (Database Multiplexing)".

### 3.2.27 MCA00127

---

#### You can promote the standby server

[Description]

You can promote the standby server

### 3.2.28 MCA00128

---

#### You cannot promote the standby server

[Description]

You cannot promote the standby server

### 3.2.29 MCA00129

---

#### detected a disk I/O error in {0} server({1})

[Description]

A disk I/O error was detected.

[Parameters]

{0}: server type (primary, candidate primary, standby)

{1}: monitored object (server)

[System Processing]

Perform failover or detaching.

If failover or detaching is already performed, these functions would be disabled.

[Action]

Refer to the description about workaround for failure of "Cluster Operation Guide (Database Multiplexing)".

### 3.2.30 MCA00130

---

#### starting to switch over forcibly

[Description]

Starting to switch over forcibly.

### 3.2.31 MCA00131

---

#### succeeded in switching over to {0} forcibly

[Description]

Switching standby server to primary server succeeded.

[Parameters]

{0}: server ID of standby server

### 3.2.32 MCA00132

---

#### failed to switch over to {0} forcibly

[Description]

Failed in processing of switching because of unexpected failure.

[Parameters]

{0}: server ID of standby server

[System Processing]

Processing of switching will be aborted.

[Action]

Find the message output before this message from display, system log or event log, and then work around according to the Action of the message.

### 3.2.33 MCA00133

---

#### starting to detach standby server forcibly

[Description]

Starting to detach standby server forcibly.

### 3.2.34 MCA00134

---

#### succeeded in detaching standby server "{0}" completed forcibly

[Description]

Detached standby server succeeded.

[Parameters]

{0}: server ID

### 3.2.35 MCA00135

---

#### failed to detach standby server "{0}" forcibly

[Description]

Failed to detach standby server.

[Parameters]

{0}: server ID

[System Processing]

Processing of detaching will be aborted.

[Action]

Find the message output before this message from display, system log or event log, and then work around according to the Action of the message.



### 3.2.36 MCA00136

---

**{0}: the specified option is invalid: "{1}"**

[Description]

the specified option is invalid.

[Parameters]

{0}: command name

{1}: option name

[System Processing]

Processing will be aborted.

[Action]

Re-execute after correcting options.

### 3.2.37 MCA00137

---

**disabled standby server "{0}" to automatically switch because of canceling the synchronous replication for standby server**

[Description]

Disabled the standby server to automatically switch because of canceling the synchronous replication for standby server.

[Parameters]

{0}: server ID

### 3.2.38 MCA00138

---

**disabled standby server "{0}" to automatically switch**

[Description]

Disabled the standby server to automatically switch.

[Parameters]

{0}: server ID

### 3.2.39 MCA00139

---

**failed to disable standby server "{0}" to automatically switch**

[Description]

Failed to disable the standby server to automatically switch.

[Parameters]

{0}: server ID

[System processing]

Processing will be aborted.

[Action]

The following causes could be considered.

- An error was detected in database server

- Timeout waiting for between Mirroring Controller processes of database server
- Identify the cause from messages on system log or event log, and work around.

### 3.2.40 MCA00140

---

**{0}: invalid server kind specified in definition file "{1}" line {2}**

[Description]

Invalid descriptions were found in definition file.

[Parameters]

{0}: command name

{1}: file name

{2}: line number

[System Processing]

Processing will be aborted.

[Action]

Correct the definition file according to the message and parameter description of "Cluster Operation Guide (Database Multiplexing)".

### 3.2.41 MCA00141

---

**{0}: server kind 'arbiter' do not specified in definition file "{2}" despite value 'arbitration' is specified parameter heartbeat\_error\_action in definition file "{1}"**

[Description]

Server kind 'arbiter' do not been specified in network.conf despite value 'arbitration' is specified parameter heartbeat\_error\_action in "server identifier".conf

[Parameters]

{0}: command name

{1}: file name

{2}: file name

[System Processing]

Processing will be aborted.

[Action]

Correct the definition file according to the message and parameter description of "Cluster Operation Guide (Database Multiplexing)".

### 3.2.42 MCA00142

---

**{0}: could not specify server kind 'arbiter' in definition file "{3}" because value '{2}' is specified parameter heartbeat\_error\_action in definition file "{1}"**

[Description]

Could not specify server kind 'arbiter' in network.conf because value 'arbitration' is not specified parameter heartbeat\_error\_action in "server identifier".conf.

[Parameters]

{0}: command name

{1}: file name

{2}: message, arbitration, command, fallback

{3}: file name

#### [System Processing]

Processing will be aborted.

#### [Action]

Correct the definition file according to the message and parameter description of "Cluster Operation Guide (Database Multiplexing)".

### 3.2.43 MCA00143

---

**{0}: second port number to use for the arbitration network is not specified in definition file "{1}"**

#### [Description]

Second port number to use for the arbitration network is not specified in network.conf.

#### [Parameters]

{0}: command name

{1}: file name

#### [System Processing]

Processing will be aborted.

#### [Action]

Correct the definition file according to the message and parameter description of "Cluster Operation Guide (Database Multiplexing)".

### 3.2.44 MCA00144

---

**{0}: could not specify second port number to use for the arbitration network in definition file "{3}" because value '{2}' is specified parameter heartbeat\_error\_action in definition file "{1}"**

#### [Description]

Could not specify second port number to use for the arbitration network in network.conf.

#### [Parameters]

{0}: command name

{1}: file name

{2}: message, command, fallback

{3}: file name

#### [System Processing]

Processing will be aborted.

#### [Action]

Correct the definition file according to the message and parameter description of "Cluster Operation Guide (Database Multiplexing)".

### 3.2.45 MCA00145

---

**{0}: second IP address to use for the arbitration network is not specified in definition file "{1}"**

[Description]

Second IP address to use for the arbitration network is not specified in network.conf.

[Parameters]

{0}: command name

{1}: file name

[System Processing]

Processing will be aborted.

[Action]

Correct the definition file according to the message and parameter description of "Cluster Operation Guide (Database Multiplexing)".

### 3.2.46 MCA00146

---

**{0}: cannot specify second IP Address on server kind 'arbiter' in definition file "{1}"**

[Description]

Cannot specify second IP Address on server kind 'arbiter' in network.conf.

[Parameters]

{0}: command name

{1}: file name

[System Processing]

Processing will be aborted.

[Action]

Correct the definition file according to the message and parameter description of "Cluster Operation Guide (Database Multiplexing)".

### 3.2.47 MCA00147

---

**{0}: could not use parameter '{3}' because value '{2}' is specified parameter heartbeat\_error\_action in definition file "{1}"**

[Description]

Could not use parameter in "server identifier".conf.

[Parameters]

{0}: command name

{1}: file name

{2}: message, arbitration, command, fallback

{3}: parameter

[System Processing]

Processing will be aborted.

[Action]

Correct the definition file according to the message and parameter description of "Cluster Operation Guide (Database Multiplexing)".

### 3.2.48 MCA00148

---

---

**{0}: could not use option "{3}" because value '{2}' is specified parameter heartbeat\_error\_action in definition file "{1}"**

[Description]

Could not use this option.

[Parameters]

{0}: command

{1}: file name

{2}: message, arbitration, command, fallback

{3}: option

[System Processing]

Processing will be aborted.

[Action]

Re-execute after correcting options according to the message and mc\_ctl command descriptions of "Reference".

---

### 3.2.49 MCA00149

---

**requesting arbitration server "{0}" to connect**

[Description]

Requesting arbitration server to connect.

[Parameters]

{0}: server ID

[System processing]

Requesting arbitration server to connect.

---

### 3.2.50 MCA00150

---

**trying to connect to arbitration server "{0}"**

[Description]

Trying to connect to arbitration server.

[Parameters]

{0}: server ID

[System processing]

Trying to connect to arbitration server until success.

---

### 3.2.51 MCA00151

---

**succeeded in connection with arbitration server "{0}"**

[Description]

Succeeded in connection with arbitration server.

[Parameters]

{0}: server ID

### 3.2.52 MCA00152

---

#### failed to connect to arbitration server "{0}" event:"{1}"

##### [Description]

Either of the followings has occurred.

- incorrect specification in network.conf
- error occurs in the network between database server and arbitration server
- Mirroring Controller Arbitration process is not running or in the stop processing
- Mirroring Controller Arbitration process or arbitration server detects an error

##### [Parameters]

{0}: server ID

{1}: "timeout" or "communication error"

##### [System Processing]

Processing will be aborted.

##### [Action]

Check the following and identify the cause, and eliminate cause.

- specification about server kind 'arbiter' in network.conf
- the value of arbiter\_connect\_timeout parameter in "server identifier".conf
- communication status between database server and arbitration server
- Mirroring Controller Arbitration process starting status
- the message in arbitration server

### 3.2.53 MCA00153

---

#### disconnected from arbitration server "{0}"

##### [Description]

Disconnected from arbitration server.

##### [Parameters]

{0}: sever ID

### 3.2.54 MCA00154

---

#### timeout waiting for communication with Mirroring Controller Arbitration process server:"{0}"

##### [Description]

Timeout waiting for communication between Mirroring Controller process and Mirroring Controller Arbitration process.

##### [Parameters]

{0}: server ID

##### [System Processing]

Try to connect to arbitration server.

##### [Action]

Check whether a network error between arbitration server and database server or an error of arbtration server was detected.

If an error was not detected, the value of `arbiter_alive_timeout` parameter in "server identifier".conf is too short.  
Review and extend the value of `arbiter_alive_timeout` in "server identifier".conf.

### 3.2.55 MCA00155

---

#### failed to open communication environment detail of cause:"{0}"

##### [Description]

Failed to open communication environment.

##### [Parameters]

{0}: detail of cause

##### [System Processing]

Processing will be aborted.

##### [Action]

To investigate the cause of the occurrence from the message, and remove cause.

### 3.2.56 MCA00156

---

#### invalid port number for server "{0}" in definition file "{1}"

##### [Description]

Invalid descriptions were found in definition file.

##### [Parameters]

{0}: server ID

{1}: file name

##### [System Processing]

Processing will be aborted.

##### [Action]

Correct the definition file according to the message and parameter description of "Cluster Operation Guide (Database Multiplexing)".

### 3.2.57 MCA00157

---

#### communication error with the arbitration server "{0}" occurred

##### [Description]

Communication error with the arbitration server occurred.

##### [Parameters]

{0}: server ID

##### [System Processing]

Trying to connect.

##### [Action]

Either of the followings has occurred.

- When Mirroring Controller Arbitration process of a arbitration server is not running
- When abnormality occurs in the network between a database server and arbitration server

Identify the cause from messages on system log or event log in arbitration server or database server, and work around.

### 3.2.58 MCA00158

---

#### failed to start Mirroring Controller because of could not connect to arbitration server "{0}"

##### [Description]

Failed to start Mirroring Controller because of could not connect to arbitration server.

##### [Parameters]

{0}: server ID

[System processing]

Processing will be aborted.

##### [Action]

Work around according to the Action of the message output before this message.

On Windows, if there is no message outputted before this message, please refer to the message outputted to an event log.

MCA00159

requesting arbitration server "{1}" to arbitrate for database server "{0}"

##### [Description]

Requesting arbitration server to arbitrate for the target server.

##### [Parameters]

{0}: server ID

{1}: server ID

[System processing]

Requesting arbitration server to arbitrate for the target server.

### 3.2.59 MCA00160

---

#### the arbitration server "{0}" arbitrated status of database server "{1}" as sanity

##### [Description]

The arbitration server arbitrated status of database server as sanity.

##### [Parameters]

{0}: server ID

{1}: server ID

### 3.2.60 MCA00161

---

#### the request for arbitration was omitted because fencing command for a database server "{0}" was finished already

##### [Description]

The request for arbitration was omitted because fencing command for a database server was finished already.

##### [Parameters]

{0}: server ID



### 3.2.61 MCA00162

---

#### arbitration processing cannot request because the "{0}" command is carrying out

[Description]

Cannot request arbitration processing because command is running on the same or another server.

[Parameters]

{0}: command name

[System Processing]

Processing will be aborted.

### 3.2.62 MCA00163

---

#### timeout waiting for requesting arbitration server "{0}" to arbitrate

[Description]

Timeout waiting for requesting arbitration server to arbitrate.

[Parameters]

{0}: server ID

[System Processing]

Processing will be aborted.

[Action]

Switch or detach server in yourself according to descriptions of "Cluster Operation Guide (Database Multiplexing)".

### 3.2.63 MCA00164

---

#### requesting arbitration server "{0}" to fence database server "{1}"

[Description]

Requesting arbitration server to fence database server.

[Parameters]

{0}: server ID

{1}: server ID

[System Processing]

Requesting arbitration server to fence.

### 3.2.64 MCA00165

---

#### arbitration server "{0}" succeeded in fencing for database server "{1}"

[Description]

Arbtration server succeeded in executing fencing command for the target server.

[Parameters]

{0}: server ID

{1}: server ID

### 3.2.65 MCA00166

---

**arbitration server "{0}" failed to fence for database server "{1}". detail of cause: check log file in arbitration server**

[Description]

Arbitration process failed to execute fencing command for the target server.

[Parameters]

{0}: server ID

{1}: server ID

[System Processing]

Processing will be aborted.

[Action]

Check error message in arbitration server.

If needed, perform switch or detach the database server with manually operation according to descriptions of "Cluster Operation Guide (Database Multiplexing)".

### 3.2.66 MCA00167

---

**timeout waiting for a request to fence to arbitration server "{0}"**

[Description]

Timeout waiting for a request to fence to arbitration server.

[Parameters]

{0}: server ID

[System Processing]

Processing will be aborted.

[Action]

Switch or detach server in yourself according to descriptions of "Cluster Operation Guide (Database Multiplexing)".

### 3.2.67 MCA00168

---

**arbitration server "{0}" rejected the request to fence database server "{1}"**

[Description]

Either of the followings is esteemed.

- The arbitration server is executing arbitration process
- Fencing command was executed just before

[Parameters]

{0}: server ID

{1}: server ID

### 3.2.68 MCA00169

---

**could not request "{1}" because of disconnecting from arbitration server "{0}"**

[Description]

Could not request arbitration server to arbitrate, fence or disable automatically switch because of disconnecting.

[Parameters]

{0}: server ID

{1}: "arbitration" or "fencing" or "disable automatically switch"

[System Processing]

Processing will be aborted.

[Action]

Either of the followings has occurred.

- Mirroring Controller Arbitration process is not running in arbitration server
- Abnormality occurs in the network between database server and arbitration server

Identify the cause from messages on system log or event log in arbitration server or database server, and work around.

### 3.2.69 MCA00170

---

**rejected a request arbitration server "{1}" because database server "{0}" was beeing fencing**

[Description]

The following requirements shouldn't be executed if it is requested from the database server which is a fencing target.

- request to arbitrate
- request to fence

[Parameters]

{0}: server ID

{1}: server ID

[Action]

Processing will be aborted.

### 3.2.70 MCA00171

---

**requested arbitration server "{0}" to disable standby server "{1}" to automatically switch**

[Description]

Requested arbitraion server to disable the standby server to automatically switch.

[Parameters]

{0}: server ID

{1}: server ID

### 3.2.71 MCA00172

---

**arbitration server "{0}" fenced standby server "{1}" because of failed to disable the standby server to automatically switch**

[Description]

Arbitration server fenced the standby server because of failed to disable the standby server to automatically switch.

[Parameters]

{0}: server ID

{1}: server ID

### 3.2.72 MCA00173

---

**arbitration server "{0}" tried to fence standby server "{1}" because of failed to disable the standby server to automatically switch, however fencing was failed**

[Description]

Arbitration server tried to fence the standby server because of failed to disable the standby server to automatically switch, however fencing was failed.

[Parameters]

{0}: server ID

{1}: server ID

[System Processing]

Processing will be aborted.

[Action]

Switch or detach database server which error has been detected in yourself.

After, identify the cause from messages on system log or event log in arbitration server and work around.

### 3.2.73 MCA00174

---

**requested standby server "{0}" to disable automatically switching**

[Description]

Requested the standby server to disable automatically switching.

[Parameters]

{0}: server ID

### 3.2.74 MCA00175

---

**{0}: cannot execute switching over forcibly other than on standby server**

[Description]

Switching over forcibly needs to be executed only on standby server.

[Parameters]

{0}: command name

[System Processing]

Processing will be aborted.

[Action]

Check whether the server where the command was executed is correct.

Either, check that Mirroring Controller has been degenerate state yet.

### 3.2.75 MCA00176

---

**{0}: cannot execute detaching forcibly other than on primary server**

[Description]

Detaching forcibly needs to be executed only on primary server.

[Parameters]

{0}: command name

[System Processing]

Processing will be aborted.

[Action]

Check whether the server where the command was executed is correct.

Either, check that Mirroring Controller has been degenerate state yet.

### 3.2.76 MCA00177

---

**forcible switch over to standby server "{0}" was requested although the data may be not synchronous with primary server**

[Description]

Forcible switch over to standby server was requested although the data may be not synchronous with primary server.

[Parameters]

{0}: server ID

[System Processing]

Processing will be continued.

[Action]

Check the data of database server and recovery as necessary, after forcible switch over will be completed.

### 3.2.77 MCA00178

---

**database server which is able to be switched over is not found**

[Description]

Database server which is able to be switched over is not found.

[System Processing]

Processing will be aborted.

### 3.2.78 MCA00179

---

**starting to detach standby server**

[Description]

Starting to detach standby server.

### 3.2.79 MCA00180

---

**database server which needs to be detached is not found**

[Description]

Database server which needs to be detached is not found.

[System Processing]

Processing will be aborted.

### 3.2.80 MCA00181

---

#### database server already has been detached

[Description]

Database server already has been detached.

[System Processing]

Processing will be aborted.

### 3.2.81 MCA00182

---

#### failed to switch over forcibly

[Description]

Failed in processing of switching because of unexpected failure.

[System Processing]

Processing of switching will be aborted.

[Action]

Find the message output before this message from display, system log or event log, and then work around according to the Action of the message.

### 3.2.82 MCA00183

---

#### failed to detach standby server forcibly

[Description]

Failed to detach standby server.

[System Processing]

Processing of detaching will be aborted.

[Action]

Find the message output before this message from display, system log or event log, and then work around according to the Action of the message.

### 3.2.83 MCA00184

---

#### could not {1} because {0} server is abnormal

[Description]

Could not switch over or detach because server is abnormal

[Parameters]

{0}: "primary" or "candidate primary" or "standby"

{1}: "switch over" or "detach"

[System Processing]

Processing will be aborted.

[Action]

Find the message output before this message in the log files on the target server, and work around according to the Action of the message.

### 3.2.84 MCA00185

---

#### value of heartbeat\_error\_action is different from the value of other server "{0}"

[Description]

Value of heartbeat\_error\_action is different from the value of other server "{0}".

[Parameters]

{0}: server ID

[System Processing]

Processing will be aborted.

[Action]

Re-execute after correcting value of heartbeat\_error\_action to the same value as another server.

### 3.2.85 MCA00186

---

#### restarting Mirroring Controller process because an its error was detected: %s

[Description]

Restarting Mirroring Controller process because an its error was detected.

[Parameters]

%s: error detail ("no response", "down")

[System Processing]

Restarting Mirroring Controller process.

### 3.2.86 MCA00187

---

#### Mirroring Controller process was restarted

[Description]

Mirroring Controller process was restarted.

### 3.2.87 MCA00188

---

#### failed to restart Mirroring Controller

[Description]

Failed to restart Mirooring Controller.

[System Processing]

Processing will be aborted.

[Action]

Work around according to the Action of the message output before this message.

On Windows, if there is no message outputted before this message, please refer to the message outputted to an event log.

After, execute the mc\_ctl command to restart Mirroring Controller.

### 3.2.88 MCA00189

---

#### could not access "{0}" file detail of cause:"{1}"

[Description]

Could not access the process information file of OS.

[Parameters]

{0}: file name

{1}: detail of cause

[System Processing]

Processing will be aborted.

[Action]

Check the error detail and eliminate causes.

### 3.2.89 MCA00190

---

#### invalid contents of "{0}" file

[Description]

Invalid contents of /proc/[pid]/status file.

[Parameters]

{0}: file name

[System Processing]

Processing will be aborted.

[Action]

Check whether mc\_keeper process or mc\_agent process exists with using OS command.

### 3.2.90 MCA00191

---

#### executing arbitration command and inquiring the result of arbitration

[Description]

Executing arbitration command that execute arbitration.

[System processing]

Degenerate depending on result of arbitration command.

### 3.2.91 MCA00192

---

#### executing fencing command



[Description]

Executing fencing command.

[System processing]

Processing will be continued depending on result of fencing command.

### 3.2.92 MCA00193

---

**starting degenerate because of result of arbitration command for database server "{0}" result: "{1}"**

[Description]

Starting degenerate because of result of arbitration command for target server.

[parameters]

{0}: server ID

{1}: return code of command

### 3.2.93 MCA00194

---

**degeneracy is not executed because of result of arbitration command to database server "{0}" result: "{1}"**

[Description]

Degeneracy is not executed because of result of arbitration command to target server.

[parameters]

{0}: server ID

{1}: return code of command

### 3.2.94 MCA00195

---

**timeout has occurred during arbitration command has been executing to database server "{0}"**

[Description]

Timeout has occurred during arbitration command has been executing to target server.

[Parameters]

{0}: server ID

[System Processing]

Processing will be aborted.

[Action]

Check the state of database server and switch or detach the server with manually operation according to descriptions of "Cluster Operation Guide (Database Multiplexing)" as necessary.

When find process ID of arbitration command, terminate forcibly by using OS command.

### 3.2.95 MCA00196

---

**{0}: two or more standby server names are specified in the parameter "synchronous\_standby\_names" in PostgreSQL**

[Description]

multiple synchronous standby servers can not be monitored by Mirroring Controller.

[Parameters]

{0}: command name

[System Processing]

Processing will be aborted.

[Action]

Re-execute after specifying single standby server to synchronous\_standby\_names.

### 3.2.96 MCA00197

---

#### the arbitration server "{0}" didn't arbitrate status of database server "{1}" as sanity

[Description]

Status of the target server was not arbitrated as sanity by arbitration server.

[Parameters]

{0}: server ID

{1}: server ID

[System processing]

Start degenerate processing.

### 3.2.97 MCA00198

---

#### fencing command for database server "{0}" succeeded: result:"{1}"

[Description]

Fencing command for database server succeeded.

[parameters]

{0}: server ID

{1}: return code of command

[System processing]

Processing will be continued.

### 3.2.98 MCA00199

---

#### fencing command for database server "{0}" failed: result:"{1}"

[Description]

Fencing command for database server failed.

[parameters]

{0}: server ID

{1}: return code of command

[System processing]

Processing will be aborted.

[Action]

Check the error detail and eliminate causes.

Switch or detach the server with manually operation according to descriptions of "Cluster Operation Guide (Database Multiplexing)" as necessary.

MCA00200

timeout waiting for the fencing command

[Description]

Timeout waiting for the fencing command.

[System processing]

Processing will be aborted.

[Action]

The value of fencing\_command\_timeout parameter in server identifier.conf is too short.

Review and extend the value of fencing\_command\_timeout parameter in arbitration.conf.

When find process ID of fencing command, terminate forcibly by using OS command.

## 3.3 Message Numbers Beginning with MCA00200

---

### 3.3.1 MCA00201

---

**executing state-transition-command kind of command:{0}**

[Description]

Executing state-transition-command.

[parameters]

{0}: kind of state-transition-command(post-switch, pre-detach, post-attach)

### 3.3.2 MCA00202

---

**state-transition-command has done kind of command:{0}**

[Description]

State-transition-command has done.

[parameters]

{0}: kind of state-transition-command(post-promote, pre-detach, post-attach)

[System processing]

Processing will be continued.

### 3.3.3 MCA00203

---

**timeout has occurred to state-transition-command kind of command:{0}**

[Description]

Timeout has occurred to state-transition-command.

[parameters]

{0}: kind of state-transition-command(post-promote, pre-detach, post-attach)

[System Processing]

Processing of state-transition-command will be aborted.

[Action]

If the process of state-transition-command remained, terminate the process forcibly by using OS command. After checking processing status of state-transition-command, exec the processing of the command manually.

### 3.3.4 MCA00204

---

#### detected recovery from an error on monitoring of table space({0})

[Description]

detected recovery from an error on monitoring of table space

[Parameters]

{0}: directory path of table space

### 3.3.5 MCA00205

---

#### detected no response on monitoring of database process

[Description]

Detected no response on monitoring of database process.

[System Processing]

Continues processing.

[Action]

Check the error detail and eliminate causes.

### 3.3.6 MCA00206

---

#### detected recovery from no response on monitoring of database process

[Description]

Detected recovery from no response on monitoring of database process.

### 3.3.7 MCA00207

---

#### {0}: the user name specified in parameter db\_instance\_username of definition file "{1}" is not database superuser

[Description]

The user name specified in parameter db\_instance\_username is not database superuser.

[Parameters]

{0}: command name

{1}: file name

[System Processing]

Processing will be aborted.

[Action]

Re-execute after specifying a database superuser.

### 3.3.8 MCA00208

---

---

**{0}: the user name specified in parameter db\_instance\_username of definition file "{1}" does not exist**

[Description]

The user name specified in parameter db\_instance\_username does not exist.

[Parameters]

{0}: command name

{1}: file name

[System Processing]

Processing will be aborted.

[Action]

Re-execute after specifying a database superuser.

### 3.3.9 MCA00209

---

**{0}: could not specify second IP address to use for the arbitration network in definition file "{3}" because value '{2}' is specified parameter heartbeat\_error\_action in definition file "{1}"**

[Description]

Could not specify second IP address to use for the arbitration network in network.conf.

[Parameters]

{0}: command name

{1}: file name

{2}: message, command, fallback

{3}: file name

[System Processing]

Processing will be aborted.

[Action]

Correct the definition file according to the message and parameter description of "Cluster Operation Guide (Database Multiplexing)".

### 3.3.10 MCA00210

---

**{0}: cannot specify second port number on server kind 'arbiter' in definition file "{1}"**

[Description]

Cannot specify second port number on server kind 'arbiter' in network.conf.

[Parameters]

{0}: command name

{1}: file name

[System Processing]

Processing will be aborted.

[Action]

Correct the definition file according to the message and parameter description of "Cluster Operation Guide (Database Multiplexing)".

### 3.3.11 MCA00211

---

**{0}: could not use parameter "{2}" because parameter "{3}" is not specified in definition file "{1}"**

[Description]

This parameter cannot be specified because the parameter with dependency is not specified in the definition file.

[Parameters]

{0}: command name

{1}: file name

{2}: parameter name

{3}: parameter name

[System Processing]

Processing will be aborted.

[Action]

Correct the definition file according to the message and parameter description of "Cluster Operation Guide (Database Multiplexing)".

### 3.3.12 MCA00212

---

**{0}: primary\_conninfo parameter is not specified in postgresql.auto.conf**

[Description]

Primary\_conninfo parameter is not specified in postgresql.auto.conf file.

[Parameters]

{0}: command name

[System Processing]

Processing will be aborted.

[Action]

Specify primary\_conninfo parameter in postgresql.auto.conf file according to the description of "Setting Up the Standby Center" for disaster recovery of "Cluster Operation Guide (Database Multiplexing)".

### 3.3.13 MCA00213

---

**values of parameters for abnormality monitoring of operating system or server in server definition file "{1}" are too small for value of heartbeat\_interval in arbitration definition file of arbitration server "{0}"**

[Description]

Because the values of parameters for abnormality monitoring of the operating system or server in the server definition file are too small compared with the value of heartbeat\_interval in the arbitration definition file of the arbitration server, the arbitration for the target database server might be delayed.

[Parameters]

{0}: server ID

{1}: file name

[System Processing]

Depending on the start mode of the mc\_ctl command, either of the following processes will be performed.

- When --async-connect-arbiter option is not specified

Processing will be aborted.

- When --async-connect-arbiter option is specified

Continues processing.

#### [Action]

Take either of the following actions.

- When --async-connect-arbiter option is not specified

Correct the value of parameters for abnormality monitoring of the operating system or server according to the message and "Tuning for Optimization of Degradation Using Abnormality Monitoring With the Arbitration Server" of "Cluster Operation Guide (Database Multiplexing)".

After that, re-execute the mc\_ctl command.

- When --async-connect-arbiter option is specified

Correct the parameters for abnormality monitoring of the operating system or server according to the message and "Tuning for Optimization of Degradation Using Abnormality Monitoring With the Arbitration Server" of "Cluster Operation Guide (Database Multiplexing)".

After that, execute the mc\_ctl command to restart Mirroring Controller.

### 3.3.14 MCA00214

---

**{0}: keyword "{1}" is not specified for primary\_conninfo parameter in postgresql.auto.conf**

#### [Description]

The required keyword is not specified for primary\_conninfo parameter in postgresql.auto.conf file.

#### [Parameters]

{0}: command name

{1}: keyword name

#### [System Processing]

Processing will be aborted.

#### [Action]

Specify the required keyword for primary\_conninfo parameter in postgresql.auto.conf file according to the description of "Setting Up the Standby Center" for disaster recovery of "Cluster Operation Guide (Database Multiplexing)".

### 3.3.15 MCA00215

---

**{0}: keyword "{3}" is not specified for parameter "{2}" in definition file "{1}"**

#### [Description]

The keyword is not specified for the parameter in the definition file.

#### [Parameters]

{0}: command name

{1}: file name

{2}: parameter name

{3}: keyword name

#### [System Processing]

Processing will be aborted.

[Action]

Correct the definition file according to the message and parameter description of "Cluster Operation Guide (Database Multiplexing)".

### 3.3.16 MCA00216

---

**{0}: value that cannot be specified for keyword "{3}" of parameter "{2}" in definition file "{1}" is set**

[Description]

The value that cannot be specified for keyword of the parameter in the definition file is set.

[Parameters]

{0}: command name

{1}: file name

{2}: parameter name

{3}: keyword name

[System Processing]

Processing will be aborted.

[Action]

Take either of the following actions.

- When the keyword is application\_name

Correct the definition file or postgresql.auto.conf file according to the message and parameter description of "Cluster Operation Guide (Database Multiplexing)".

- Otherwise

Correct the definition file according to the message and parameter description of "Cluster Operation Guide (Database Multiplexing)".

### 3.3.17 MCA00217

---

**{0}: could not use parameter "{3}" because parameter "{2}" is specified in definition file "{1}"**

[Description]

This parameter cannot be specified because the parameter with exclusive relationship is specified in the definition file.

[Parameters]

{0}: command name

{1}: file name

{2}: parameter name

{3}: parameter name

[System Processing]

Processing will be aborted.

[Action]

Correct the definition file according to the message and parameter description of "Cluster Operation Guide (Database Multiplexing)".

### 3.3.18 MCA00218

---

**{0}: value 'fallback' could not be specified for parameter heartbeat\_error\_action because parameter "{2}" is specified in definition file "{1}"**



[Description]

The parameter with exclusive relationship is specified although 'fallback' is specified for heartbeat\_error\_action.

[Parameters]

{0}: command name

{1}: file name

{2}: parameter name

[System Processing]

Processing will be aborted.

[Action]

Correct the definition file according to the message and parameter description of "Cluster Operation Guide (Database Multiplexing)".

### 3.3.19 MCA00219

---

#### you can switch the connection destination of streaming replication of server "{0}"

[Description]

You can switch the connection destination of streaming replication.

[Parameters]

{0}: server ID

### 3.3.20 MCA00220

---

#### you cannot switch the connection destination of streaming replication of server "{0}"

[Description]

You cannot switch the connection destination of streaming replication.

[Parameters]

{0}: server ID

### 3.3.21 MCA00221

---

#### start to build in standby server "{0}"

[Description]

Start to build in standby server.

[Parameters]

{0}: server ID

### 3.3.22 MCA00222

---

#### failed to build in standby server "{0}"

[Description]

Failed to build in standby server.

[Parameters]

{0}: server ID

[System Processing]

Processing will be aborted.

[Action]

Find the message output before this message from display of own and other server, system log or event log, and then work around according to the Action of the message.

### 3.3.23 MCA00223

---

#### build in standby server "{0}" completed

[Description]

Build in standby server "{0}" completed.

[Parameters]

{0}: server ID

### 3.3.24 MCA00224

---

#### start to switch the connection destination of streaming replication

[Description]

Start to switch the connection destination of streaming replication.

### 3.3.25 MCA00225

---

#### failed to switch the connection destination of streaming replication

[Description]

Failed to switch the connection destination of streaming replication.

[System Processing]

Processing of switching will be aborted.

[Action]

Find the message output before this message from display of own and other server, system log or event log, and then work around according to the Action of the message.

### 3.3.26 MCA00226

---

#### start to switch the connection destination of streaming replication of server "{0}"

[Description]

Start to switch the connection destination of streaming replication.

[Parameters]

{0}: server ID

[Action]

If Mirroring Controller executed switching automatically, find the message output before this message from system log or event log to identify the cause of switching, and then work around according to the Action of the message.

### 3.3.27 MCA00227

---

---

### failed to switch the connection destination of streaming replication of server "{0}"

#### [Description]

Failed to switch the connection destination of streaming replication.

#### [Parameters]

{0}: server ID

#### [System Processing]

Processing of switching will be aborted.

#### [Action]

Find the message output before this message from display own and other server, system log or event log, and then work around according to the Action of the message.

---

## 3.3.28 MCA00228

---

### switch the connection destination of streaming replication of server "{0}" completed

#### [Description]

Switch the connection destination of streaming replication completed.

#### [Parameters]

{0}: server ID

---

## 3.3.29 MCA00229

---

### switch forcibly the connection destination of streaming replication of server "{0}" completed

#### [Description]

Switch forcibly the connection destination of streaming replication completed.

#### [Parameters]

{0}: server ID

---

## 3.3.30 MCA00230

---

### value of primary\_conninfo parameter which is specified in postgresql.auto.conf file of server "{0}" has been updated to the value of parameter "{2}" which is specified in definition file "{1}"

#### [Description]

Value of primary\_conninfo parameter which is specified in postgresql.auto.conf file has been updated.

#### [Parameters]

{0}: server ID

{1}: file name

{2}: parameter name

---

## 3.3.31 MCA00231

---

### failed to update value of primary\_conninfo parameter which is specified in postgresql.auto.conf file of server "{0}" detail of cause:"{1}"

[Description]

Failed to update value of primary\_conninfo parameter which is specified in postgresql.auto.conf file.

[Parameters]

{0}: server ID

{1}: detail of cause

[Action]

Check the error detail and eliminate causes.

### 3.3.32 MCA00232

---

**update value of parameter "{2}" to "{3}" which is specified in definition file "{1}" of server "{0}" has completed**

[Description]

Update value of parameter which is specified in definition file has completed.

[Parameters]

{0}: server ID

{1}: file name

{2}: parameter name

{3}: primary, standby

### 3.3.33 MCA00233

---

**failed to update value of parameter "{2}" which is specified in definition file "{1}" of server "{0}"**

[Description]

Failed to update value of parameter which is specified in definition file.

[Parameters]

{0}: server ID

{1}: file name

[Action]

Find the message output before this message from display of own and other server, system log or event log, and then work around according to the Action of the message.

### 3.3.34 MCA00234

---

**failed to check the consistency of LSN between server "{0}" and server "{1}"**

[Description]

Failed to check the consistency of LSN between the server.

[Parameters]

{0}: server ID

{1}: server ID

[Action]

Find the message output before this message from display of own and other server, system log or event log, and then work around according to the Action of the message.

### 3.3.35 MCA00235

---

**failed to update value of parameter "{2}" which is specified in file "{1}" of old candidate primary server "{0}"**

[Description]

Failed to update value of parameter which is specified on old candidate primary server.

[Parameters]

{0}: server ID

{1}: file name

{2}: parameter name

[Action]

Either of the following processes will be performed before restarting OS if automatic start and stop of Mirroring Controller has been setting, otherwise building in old candidate primary server to new candidate primary server.

- When update postgresql.auto.conf file has failed

Update connection setting of primary\_conninfo parameter which is specified in postgresql.auto.conf file to new candidate primary server by executing ALTER SYSTEM SET statement

- When update "server identifier".conf file has failed

Edit setting of standbycenter\_mode parameter in 'standby' which is specified in "server identifier".conf file.

### 3.3.36 MCA00236

---

**Mirroring Controller of the server "{0}" is not running**

[Description]

Mirroring Controller of the server "{0}" is not running.

[Parameters]

{0}: server ID

### 3.3.37 MCA00237

---

**invalid combination of server own server type:{0} other server type:{1}**

[Description]

Invalid combination of server.

[Parameters]

{0}: own server type

{1}: other server type

[System Processing]

Processing will be aborted.

[Action]

Correct the definition file according to the message and parameter description to be set referring disaster recovery operation of "Cluster Operation Guide (Database Multiplexing)".

### 3.3.38 MCA00238

---

**{0}: cannot execute detaching forcibly other than on operation center**

[Description]

Detaching forcibly needs to be executed only on operation center.

[Parameters]

{0}: command name

[System Processing]

Processing will be aborted.

[Action]

Check whether the server where the command was executed is correct.

### 3.3.39 MCA00239

---

**standbycenter\_mode parameter is specified in the definition file "{0}" of primary server**

[Description]

standbycenter\_mode parameter is specified in the definition file of primary server.

[Parameters]

{0}: file name

[System Processing]

Processing will be aborted.

[Action]

Correct the definition file according to the message and parameter description to be set referring disaster recovery operation of "Cluster Operation Guide (Database Multiplexing)".

### 3.3.40 MCA00240

---

**promoted to the primary server, although standbycenter\_mode parameter is specified in the definition file "{1}" of the server "{0}"**

[Description]

Promoted to the primary server, although standbycenter\_mode parameter is specified in the definition file.

[Parameters]

{0}: server ID

{1}: file name

[System Processing]

Stop monitoring.

[Action]

Correct the definition file according to the message and parameter description to be set referring disaster recovery operation of "Cluster Operation Guide (Database Multiplexing)".

### 3.3.41 MCA00241

---

#### write permission is denied on definition file "{0}"

[Description]

Write permission is denied on definition file.

[Parameters]

{0}: file name

[System Processing]

Processing will be aborted.

[Action]

Re-execute the command, after granting the write permissions to the definition file.

### 3.3.42 MCA00242

---

#### {0}: invalid format value is specified for parameter "{2}" in definition file "{1}"

[Description]

The invalid format value is specified for parameter in definition file.

[Parameters]

{0}: command name

{1}: file name

{2}: parameter name

[System Processing]

Processing will be aborted.

[Action]

Correct the definition file according to the message and parameter description of "Cluster Operation Guide (Database Multiplexing)".

### 3.3.43 MCA00243

---

#### {0}: value is not set to keyword "{1}" of primary\_conninfo parameter in postgresql.auto.conf

[Description]

The value is not set to keyword of primary\_conninfo parameter in postgresql.auto.conf.

[Parameters]

{0}: command name

{1}: keyword name

[System Processing]

Processing will be aborted.

[Action]

Set the value for the keyword of primary\_conninfo parameter in postgresql.auto.conf file according to the description of "Setting Up the Standby Center" for disaster recovery of "Cluster Operation Guide (Database Multiplexing)".

### 3.3.44 MCA00244

---

#### failed to start monitoring of database process

[Description]

Failed to start monitoring of database process.

[System Processing]

Processing will be aborted.

[Action]

Find the message output before this message from display, system log or event log, and then work around according to the Action of the message. After that, execute the mc\_ctl command to restart Mirroring Controller.

### 3.3.45 MCA00245

---

#### checking the consistency of LSN between server "{0}" and server "{1}" is not executed because candidate primary server is abnormal

[Description]

Checking the consistency of LSN is not executed because candidate primary server is abnormal.

[Parameters]

{0}: server ID

{1}: server ID

[System Processing]

Processing will be continued.

[Action]

Find the message output before this message from display, system log or event log, and then work around according to the Action of the message, after switching over will be completed. After that, build in old candidate primary server to new candidate primary server.

## 3.4 Message Numbers Beginning with MCR00000

---

### 3.4.1 MCR00001

---

#### could not read file "{0}": exception={1}: {2}

[Description]

Could not read the file.

[Parameters]

{0}: file name

{1}: exception type

{2}: exception detail



[System Processing]

Processing will be aborted.

[Action]

Identify the cause according to the message, and then remove it.

### 3.4.2 MCR00002

---

**{0}: wrong number of server ID in definition file "{1}"**

[Description]

Invalid descriptions were found in definition file.

[Parameters]

{0}: command name

{1}: file name

[System Processing]

Processing will be aborted.

[Action]

Correct the definition file according to the message and parameter description of "Cluster Operation Guide (Database Multiplexing)".

### 3.4.3 MCR00003

---

**{0}: server ID specified in definition file "{1}" too long (max {2} bytes) line {3}**

[Description]

Invalid descriptions were found in definition file.

[Parameters]

{0}: command name

{1}: file name

{2}: max length of server ID

{3}: line number

[System Processing]

Processing will be aborted.

[Action]

Correct the definition file according to the message and parameter description of "Cluster Operation Guide (Database Multiplexing)".

### 3.4.4 MCR00004

---

**{0}: wrong server ID in definition file "{1}"**

[Description]

Could not use a server ID with same name in network.conf.

[Parameters]

{0}: command name

{1}: file name

[System Processing]

Processing will be aborted.

[Action]

Correct the definition file according to the message and parameter descriptions of "Cluster Operation Guide (Database Multiplexing)".

### 3.4.5 MCR00005

---

**invalid host name or IP address "{1}" in definition file "{0}"**

[Description]

Invalid descriptions were found in definition file.

[Parameters]

{0}: file name

{1}: host name or IP address

[System Processing]

Processing will be aborted.

[Action]

Correct the definition file according to the message and parameter description of "Cluster Operation Guide (Database Multiplexing)".

### 3.4.6 MCR00006

---

**{0}: invalid port number in definition file "{1}" line {2}**

[Description]

Invalid descriptions were found in definition file.

[Parameters]

{0}: command name

{1}: file name

{2}: line number

[System Processing]

Processing will be aborted.

[Action]

Correct the definition file according to the message and parameter description of "Cluster Operation Guide (Database Multiplexing)".

### 3.4.7 MCR00007

---

**{0}: invalid format specified in definition file "{1}" line {2}**

[Description]

Invalid descriptions were found in definition file.

[Parameters]

{0}: command name

{1}: file name

{2}: line number

[System Processing]

Processing will be aborted.

[Action]

Correct the definition file according to the message and parameter description of "Cluster Operation Guide (Database Multiplexing)".

### 3.4.8 MCR00008

---

**{0}: invalid value for parameter "{2}" in definition file "{1}"**

[Description]

Invalid parameter was found in definition file.

[Parameters]

{0}: command name

{1}: file name

{2}: parameter name

[System Processing]

Processing will be aborted.

[Action]

Correct the definition file according to the message and parameter description of "Cluster Operation Guide (Database Multiplexing)".

### 3.4.9 MCR00009

---

**{0}: no value for parameter "{2}" specified in definition file "{1}"**

[Description]

Invalid parameter was found in definition file.

[Parameters]

{0}: command name

{1}: file name

{2}: parameter name

[System Processing]

Processing will be aborted.

[Action]

Correct the definition file according to the message and parameter description of "Cluster Operation Guide (Database Multiplexing)".

### 3.4.10 MCR00010

---

**{0}: unrecognized parameter "{2}" in definition file "{1}"**

[Description]

Unrecognized parameter was found in definition file.

[Parameters]

{0}: file name

{1}: command name

{2}: parameter name

[System Processing]

Processing will be aborted.

[Action]

Correct the definition file according to the message and parameter description of "Cluster Operation Guide (Database Multiplexing)".

### 3.4.11 MCR00011

---

**%s: option "%s" duplicated**

[Description]

Certain option is duplicated.

[Parameters]

%s: command

%s: option

[System Processing]

Processing will be aborted.

[Action]

Re-execute after correcting options.

### 3.4.12 MCR00012

---

**%s: "%s" option conflicts with "%s" option**

[Description]

Options are conflicting.

[Parameters]

%s: command

%s: option

%s: option

[System Processing]

Processing will be aborted.

[Action]

Re-execute after correcting options.

### 3.4.13 MCR00013

---

**%s: option requires an argument -- %s**

[Description]

No argument specified for the option.

[Parameters]

%s: command

%s: option

[System Processing]

Processing will be aborted.

[Action]

Re-execute after correcting options.

### 3.4.14 MCR00014

---

**%s: neither "%s" option nor environment variable "%s" specified**

[Description]

Both of required option and equivalent environment variable were not specified.

[Parameters]

%s: command

%s: option

%s: environment variable

[System Processing]

Processing will be aborted.

[Action]

Re-execute after specifying required option or equivalent environment variable.

### 3.4.15 MCR00015

---

**%s: argument of option "%s" is too long**

[Description]

Argument of option is too long.

[Parameters]

%s: command name

%s: option

[System Processing]

Processing will be aborted.

[Action]

Re-execute after correcting options.

### 3.4.16 MCR00016

---

**%s: invalid option -- %s**

[Description]

Invalid option.

[Parameters]

%s: command name

%s: option

[System Processing]

Processing will be aborted.

[Action]

Re-execute after correcting options.

### 3.4.17 MCR00017

---

**%s: option "%s" is required**

[Description]

A required option is not specified.

[Parameters]

%s: command name

%s: option

[System Processing]

Processing will be aborted.

[Action]

Specify the required option, and re-execute.

### 3.4.18 MCR00018

---

**%s: unnecessary operand "%s"**

[Description]

Unnecessary operand.

[Parameters]

%s: command name

%s: operand

[System Processing]

Processing will be aborted.

[Action]

Re-execute after correcting operand.

### 3.4.19 MCR00019

---

**%s: unrecognized operation mode or no operation mode specified**

[Description]

Unrecognized operation mode or no operation mode specified.

[Parameters]

%s: command name

[System Processing]

Processing will be aborted.

[Action]

Re-execute after correcting or specifying operation mode.

### 3.4.20 MCR00020

---

**Try "%s --help" for more information.\n**

[Description]

--help option can show more additional information.

[Parameters]

%s: command name

[System Processing]

None.

[Action]

Check the message output before this message, and refer to descriptions shown by '--help' option.

### 3.4.21 MCR00021

---

**%s: out of memory**

[Description]

Out of memory error occurred.

[Parameters]

%s: command

[System Processing]

Processing will be aborted.

[Action]

Obtain free memory space by stopping unnecessary processes or changing system settings.

### 3.4.22 MCR00022

---

**another "{0}" command is running**

[Description]

Cannot execute command with this operation mode because another command is running on the same or another server.

[Parameters]

{0}: command name

[System Processing]

Processing will be aborted.

[Action]

There is a case executing another command. Wait for completion of another command on the same or another server, and then re-execute.

In addition, there are the following cases when using mc\_arb command.

There is a case under processing of an arbitration by Mirroring Controller Arbitration process. Wait for completion of the processing under operation, and re-execute.

If any of the following cases occurs, there is a possibility that the processing of Mirroring Controller Arbitration process interrupts. Re-execute the mc\_arb command after restarting Mirroring Controller Arbitration process.

- When abnormality occurs in the network
- When another server is downed
- When Mirroring Controller Arbitration process is stopped forcibly

### 3.4.23 MCR00023

---

#### Mirroring Controller Arbitration process is already running

##### [Description]

Mirroring Controller Arbitration process is already running.

##### [System Processing]

Processing will be aborted.

##### [Action]

If needed, stop Mirroring Controller Arbitration process, and re-execute.

If could not start although Mirroring Controller Arbitration process not started, refer to the description about workaround for failure of "Cluster Operation Guide (Database Multiplexing)".

### 3.4.24 MCR00024

---

#### cannot execute %s command because Mirroring Controller Arbitration process is not running

##### [Description]

Cannot execute Mirroring Controller Arbitration process command because Mirroring Controller Arbitration process is not running.

##### [Parameters]

%s: command name

##### [System Processing]

Processing will be aborted.

##### [Action]

Start Mirroring Controller Arbitration process, and re-execute.

### 3.4.25 MCR00025

---

#### timeout waiting for communication with Mirroring Controller Arbitration process

##### [Description]

Timeout waiting for communication with Mirroring Controller Arbitration process.

##### [System processing]

Processing will be aborted.

##### [Action]

Check whether a network error was detected.

If an error was not detected, there is a possibility that the load of the system may be the cause, please re-execute after a while.



### 3.4.26 MCR00026

---

#### could not create PID file of Mirroring Controller Arbitration process detail of cause:"{0}"

[Description]

Could not create PID file of Mirroring Controller Arbitration process.

[Parameters]

{0}: detail of cause

[System Processing]

Processing will be aborted.

[Action]

Identify the cause according to the message, and then remove it.

### 3.4.27 MCR00027

---

#### could not remove PID file of Mirroring Controller Arbitration process detail of cause:"%s"

[Description]

Could not remove PID file of Mirroring Controller Arbitration process.

[Parameters]

%s: detail of cause

[Action]

Identify the cause according to the message, and then remove it.

### 3.4.28 MCR00028

---

#### could not read PID file of Mirroring Controller Arbitration process detail of cause:"%s"

[Description]

Could not read PID file of Mirroring Controller Arbitration process.

[Parameters]

%s: detail of cause

[Action]

Identify the cause according to the message, and then remove it.

### 3.4.29 MCR00029

---

#### invalid contents of PID file "%s" of Mirroring Controller Arbitration process

[Description]

The contents of PID file of Mirroring Controller Arbitration process is invalid.

[Parameters]

%s: file name

[System Processing]

Processing will be aborted.

[Action]

The following causes could be considered.

- The file was stored or replaced by mistake
- The file was corrupted

When starting Mirroring Controller Arbitration process, move or remove the file shown in the message.

When stopped Mirroring Controller Arbitration process, find ID of process named "mc\_arbiter" and terminate forcibly by using OS command.

### 3.4.30 MCR00030

---

**unexpected error occurred: {0}**

[Description]

An unexpected error occurred.

[Parameters]

{0}: detail of cause

[System Processing]

Processing will be aborted.

[Action]

Check the error detail and eliminate cause.

If you cannot clear the problem, contact Fujitsu technical support.

### 3.4.31 MCR00031

---

**system call error occurred:"%s" detail of cause:"%s"**

[Description]

System call error occurred.

[Parameters]

%s: system call name

%s: detail of cause

[System Processing]

Processing will be aborted.

[Action]

Check the error detail and eliminate causes.

### 3.4.32 MCR00032

---

**failed to open communication environment detail of cause:"{0}"**

[Description]

Failed to open communication environment.

[Parameters]

{0}: detail of cause

[System Processing]

Processing will be aborted.

[Action]

To investigate the cause of the occurrence from the message, and remove cause.

### 3.4.33 MCR00033

---

#### could not read file "{0}": Permission denied

[Description]

No read permissions for the file.

[Parameters]

{0}: file name

[System Processing]

Processing will be aborted.

[Action]

Re-execute the command, after granting the read permissions to the file.

### 3.4.34 MCR00034

---

#### could not read the access privileges of {0}

[Description]

Could not read the access privileges.

[Parameters]

{0}: target directory

[System Processing]

Processing will be aborted.

[Action]

Check the status of the directory and eliminate causes, and then remove it.

### 3.4.35 MCR00035

---

#### failed to set the access privileges of {0}

[Description]

Failed to set the access privileges.

[Parameters]

{0}: target directory

[System Processing]

Processing will be aborted.

[Action]

Check the status of the directory and eliminate causes, and then remove it.

### 3.4.36 MCR00036

---

#### could not get installation path

[Description]

FUJITSU Enterprise Postgres may not be installed.

[System Processing]

Processing will be aborted.

[Action]

Re-install FUJITSU Enterprise Postgres.

### 3.4.37 MCR00037

---

#### could not access "{0}" file detail of cause:"{1}"

[Description]

Could not access the process information file of OS.

[Parameters]

{0}: file name

{1}: detail of cause

[System Processing]

Processing will be aborted.

[Action]

Check the error detail and eliminate causes.

### 3.4.38 MCR00038

---

#### invalid contents of "{0}" file

[Description]

Invalid contents of /proc/[pid]/status file.

[Parameters]

{0}: file name

[System Processing]

Processing will be aborted.

[Action]

Check mc\_arbiter process is existed or not in yourself.

### 3.4.39 MCR00039

---

#### unusable character is included in path "%s" specified as a directory for Mirroring Controller Arbitration process

[Description]

Unusable character is included in path specified as a directory for Mirroring Controller Arbitration process.

[Parameters]

%s: path name

[System Processing]

Processing will be aborted.

[Action]

Correct the path specified as a directory for Mirroring Controller Arbitration process according to the message and mc\_arb command descriptions of "Reference".

### 3.4.40 MCR00040

---

**could not access path "%s" specified as a directory for Mirroring Controller Arbitration process detail of cause:"%s"**

[Description]

Could not access path specified as a directory for Mirroring Controller Arbitration process.

[Parameters]

%s: path name

%s: detail of cause

[System Processing]

Processing will be aborted.

[Action]

Check the error detail and eliminate causes.

### 3.4.41 MCR00041

---

**{0}: IP address "{2}" specified for parameter "my\_address" in definition file "{1}" is not found**

[Description]

IP address specified for my\_address parameter in arbitration.conf is not found.

[Parameters]

{0}: command name

{1}: file name

{2}: IP address

[System Processing]

Processing will be aborted.

[Action]

Check whether IP address specified by my\_address parameter in arbitration.conf is correct or IP address is valid.

### 3.4.42 MCR00042

---

**could not access path "{0}" for parameter "{1}" in definition file "{2}" detail of cause:"{3}"**

[Description]

Either of the followings has occurred.

- File does not exist
- You do not specify a file
- Could not read the access privileges

[Parameters]

- {0}: path name
- {1}: parameter name
- {2}: file name
- {3}: detail of cause

[System Processing]

Processing will be aborted.

[Action]

Check the error detail and eliminate causes.

### 3.4.43 MCR00043

---

**{0}: users other than a command executor have the access privileges for definition file "{1}"**

[Description]

Users other than a command executor have the access privileges for definition file.

[Parameters]

- {0}: command name
- {1}: file name

[System Processing]

Processing will be aborted.

[Action]

Revoke all the access privileges for any users other than a command executor.

### 3.4.44 MCR00044

---

**only the owner of definition file "{0}" can execute this command**

[Parameters]

- {0}: file name

[Description]

Only the owner who created the directory for Mirroring Controller Arbitration process can execute this command.

[System Processing]

Processing will be aborted.

[Action]

Re-execute the command by the owner who created the directory for Mirroring Controller Arbitration process.

### 3.4.45 MCR00045

---

**starting Mirroring Controller Arbitration process**

[Description]

Starting Mirroring Controller Arbitration process.

### 3.4.46 MCR00046

---

#### Mirroring Controller Arbitration process started

[Description]

Mirroring Controller Arbitration process started.

### 3.4.47 MCR00047

---

#### failed to start Mirroring Controller Arbitration process

[Description]

Failed to start Mirroring Controller Arbitration process.

[System Processing]

Processing will be aborted.

[Action]

Work around according to the Action of the message output before this message.

On Windows, if there is no message outputted before this message, please refer to the message outputted to an event log.

MCR00048

failed to report Mirroring Controller Arbitration process status

[Description]

Failed to report Mirroring Controller Arbitration process status.

[System Processing]

Processing will be aborted.

[Action]

Work around according to the Action of the message output before this message.

On Windows, if there is no message outputted before this message, please refer to the message outputted to an event log.

### 3.4.48 MCR00049

---

#### stopping Mirroring Controller Arbitration process

[Description]

Stopping Mirroring Controller Arbitration process.

### 3.4.49 MCR00050

---

#### Mirroring Controller Arbitration process stopped

[Description]

Mirroring Controller Arbitration process stopped.

### 3.4.50 MCR00051

---

---

### could not stop Mirroring Controller Arbitration process because database server connects

[Description]

Could not stop Mirroring Controller Arbitration process because database server connects.

[System Processing]

Processing will be aborted.

[Action]

Execute mc\_arb status command to find connected database server.

Re-execute after stopping Mirroring Controller on database server.

---

## 3.4.51 MCR00052

---

### failed to stop Mirroring Controller Arbitration process

[Description]

Failed to stop Mirroring Controller Arbitration process.

[System Processing]

Processing will be aborted.

[Action]

Identify the cause from system log or event log on the target server, and work around.

---

## 3.4.52 MCR00053

---

### stopping Mirroring Controller Arbitration process forcibly

[Description]

Stopping Mirroring Controller Arbitration process forcibly.

---

## 3.4.53 MCR00054

---

### Mirroring Controller Arbitration process stopped forcibly

[Description]

Mirroring Controller Arbitration process stopped forcibly.

---

## 3.4.54 MCR00055

---

### failed to stop Mirroring Controller Arbitration process forcibly

[Description]

Failed to stop Mirroring Controller Arbitration process forcibly.

[System Processing]

Processing will be aborted.

[Action]

Check [Action] of the message output before this message, and re-execute.

If re-execution fails, terminate forcibly mc\_arbiter process with OS command.



### 3.4.55 MCR00056

---

#### database server "{0}" requested to arbitrate for database server "{1}" status

[Description]

Accepts a request to arbitrate from the database server which has detected an error.

[Parameters]

{0}: server ID

{1}: server ID

### 3.4.56 MCR00057

---

#### arbitrating the status of database server "{0}"

[Description]

Arbitrating for the status of the database server which was detected an error.

[Parameters]

{0}: server ID

[System Processing]

Arbitrating for the status of the database server which was detected an error.

### 3.4.57 MCR00058

---

#### received response from database server "{0}"

[Description]

A server is running normally.

[Parameters]

{0}: server ID

[System Processing]

Return result to database server.

### 3.4.58 MCR00059

---

#### could not receive response from database server "{0}"

[Description]

Detected the database server to be abnormal.

[Parameters]

{0}: server ID

[System Processing]

Execute fencing command.

### 3.4.59 MCR00060

---

#### rejected a request to arbitrate from database server "{0}"

[Description]

Either of the followings has occurred.

- Fencing command was executed just before
- The arbitration server was in the stop processing

[Parameters]

{0}: server ID

[System Processing]

Rejected a request to arbitrate from the database server.

### 3.4.60 MCR00061

---

#### database server "{0}" requested to fence database server "{1}"

[Description]

Accepted a request to fence from the database server which has detected an error.

[Parameters]

{0}: server ID

{1}: server ID

### 3.4.61 MCR00062

---

#### executing fencing command

[Description]

Executing fencing command.

[System processing]

Executing fencing command.

### 3.4.62 MCR00063

---

#### fencing command for database server "{0}" succeeded: result:"{1}"

[Description]

Fencing command for database server succeeded.

[parameters]

{0}: server ID

{1}: return code of command

[System processing]

Returning result to database server.

### 3.4.63 MCR00064

---

#### fencing command for database server "{0}" failed: result:"{1}"

[Description]

Fencing command for database server failed.

[parameters]

{0}: server ID

{1}: return code of command

[System processing]

Returning result to database server.

### 3.4.64 MCR00065

---

#### timeout waiting for the fencing command

##### [Description]

Timeout waiting for the fencing command.

[System processing]

Processing will be aborted.

##### [Action]

The value of fencing\_command\_timeout parameter in arbitration.conf is too short.

Review and extend the value of fencing\_command\_timeout parameter in arbitration.conf.

When find process ID of fencing command, terminate forcibly by using OS command.

### 3.4.65 MCR00066

---

#### rejected a request to fence from database server "{0}"

##### [Description]

Either of the followings is esteemed.

- The arbitration server has been executing arbitration process
- Fencing command has been executed just before
- The arbitration server was in the stop processing

##### [Parameters]

{0}: server ID

##### [System Processing]

Rejected a request to fence from database server.

### 3.4.66 MCR00067

---

#### rejected a request to fence from database server "{0}" because the database server is a fencing target

##### [Description]

The following requirements shouldn't be executed if it is requested from the database server which is a fencing target.

- request to arbitrate
- request to fence
- request to disable automatically switch

##### [Parameters]

{0}: server ID

##### [Action]

Processing will be aborted.

### 3.4.67 MCR00068

---

#### database server "{0}" requested to disable standby server "{1}" to automatically switch

[Description]

Accepted a request to disable the standby server to automatically switch.

[Parameters]

{0}: sever ID

{1}: sever ID

### 3.4.68 MCR00069

---

#### requested standby server "{0}" to disable automatically switching

[Description]

Requested the standby server to disable automatically switching.

[Parameters]

{0}: server ID

### 3.4.69 MCR00070

---

#### disabled standby server "{0}" to automatically switch

[Description]

Disabled the standby server to automatically switch.

[Parameters]

{0}: server ID

### 3.4.70 MCR00071

---

#### failed to disable standby server "{0}" to automatically switch

[Description]

Failed to disable the standby server to automatically switch.

[Parameters]

{0}: server ID

[System processing]

Executing fencing command.

### 3.4.71 MCR00072

---

#### omitted to disable standby server "{0}" to automatically switch

[Description]

It is not necessary to disable the standby server to automatically switch because a fencing for this database server is executing.

[Parameters]

{0}: server ID

[System processing]

Processing will be aborted.

### 3.4.72 MCR00073

---

**connection was requested from database server "{0}"**

[Description]

Connection was requested from database server.

[Parameters]

{0}: server ID

[Description]

Try connection to database server.

### 3.4.73 MCR00074

---

**succeeded in connection with Mirroring Controller process of database server "{0}"**

[Description]

Succeeded in connection with Mirroring Controller process of database server.

[Parameters]

{0}: server ID

### 3.4.74 MCR00075

---

**rejected a request to connect from database server "{0}" because of during the fencing command execution**

[Description]

Rejected a request to connect from database server because of during the fencing command execution.

[Parameters]

{0}: server ID

[Action]

Rejected a request to connect from database server.

### 3.4.75 MCR00076

---

**disconnected from the database server "{0}"**

[Description]

Disconnected from the database server.

[Parameters]

{0}: server ID

### 3.4.76 MCR00077

---

**the disallowed IP address "{0}" tried to access**

[Description]

The IP address which is different from the IP address in network.conf tried to access.

[parameters]

{0}: IP Adresses

[System Processing]

Connection will be rejected.

### 3.4.77 MCR00078

---

**tried to access from database server with installed different product version IP address:"{0}"**

[Description]

tried to access from database server with installed different product version.

[parameters]

{0}: IP address

[System Processing]

Connection will be rejected

[Action]

Match the product version level between arbitration server and database server.

### 3.4.78 MCR00079

---

**the invalid server ID tried to access IP address:"{0}"**

[Description]

The server ID which is different from the server ID in network.conf tried to access.

[Parameters]

{0}: IP address

[System Processing]

Connection will be rejected.

### 3.4.79 MCR00080

---

**the combination of server IDs of arbitration server is incompatible with that of database server "{0}"**

[Description]

The combination of server IDs of arbitration server is incompatible with that of the database server.

[Parameters]

{0}: server ID

[System Processing]

Processing will be aborted.

[Action]

Check the network.conf of both database server and arbitration sever, and correct the file.

### 3.4.80 MCR00081

---

#### the invalid packet received

[Description]

The invalid packet received.

[System Processing]

Connection will be rejected.

### 3.4.81 MCR00082

---

#### {0}: invalid server kind specified in definition file "{1}" line {2}

[Description]

Invalid descriptions were found in definition file.

[Parameters]

{0}: command name

{1}: file name

{2}: line number

[System Processing]

Processing will be aborted.

[Action]

Correct the definition file according to the message and parameter description of "Cluster Operation Guide (Database Multiplexing)".

### 3.4.82 MCR00083

---

#### %s: invalid argument for option %s

[Description]

Invalid argument for option.

[Parameters]

%s: command name

%s: option

[System Processing]

Processing will be aborted.

[Action]

Re-execute after correcting options.

### 3.4.83 MCR00084

---

#### installation environment is destroyed

[Description]

FUJITSU Enterprise Postgres may not be installed correctly or may be destroyed.

[System Processing]

Processing will be aborted.

[Action]

Re-install FUJITSU Enterprise Postgres.

### 3.4.84 MCR00085

---

**no authority to execute this command**

[Description]

Only the user who possesses an administrative authority can run this command.

[System Processing]

Processing will be aborted.

[Action]

Invoke the administrator's prompt, and re-execute this command.

### 3.4.85 MCR00086

---

**failed to start service "{0}" detail of cause:"{1}"**

[Description]

Failed to start service.

[Parameters]

{0}: Service name

{1}: detail of cause

[System Processing]

Processing will be aborted.

[Action]

Check the error detail and eliminate causes.

### 3.4.86 MCR00087

---

**service "{0}" is not registered**

[Description]

Service is not registered.

[Parameters]

{0}: Service name

[System Processing]

Processing will be aborted.

[Action]

Register service, and re-execute.



### 3.4.87 MCR00088

---

#### service "%s" for Mirroring Controller Arbitration process was registered

[Description]

Service for Mirroring Controller Arbitration process was registered with Windows service.

[Parameters]

%s: Service name

### 3.4.88 MCR00089

---

#### failed to register service "%s" detail of cause:"%s"

[Description]

An error occurred during registration of service.

[Parameters]

%s: Service name

%s: detail of cause

[System Processing]

Processing will be aborted.

[Action]

Check the error detail and eliminate causes.

### 3.4.89 MCR00090

---

#### service name "%s" is already in use

[Description]

Service name is already in use.

[Parameters]

%s: Service name

[System Processing]

Processing will be aborted.

[Action]

Check the service name, and re-execute.

### 3.4.90 MCR00091

---

#### service "%s" for Mirroring Controller Arbitration process was unregistered

[Description]

Service for Mirroring Controller Arbitration process was unregistered from Windows service.

[Parameters]

%s: Service name

### 3.4.91 MCR00092

---

#### failed to unregister service "%s" detail of cause:"%s"

##### [Description]

An error occurred during deregistration of service.

##### [Parameters]

%s: Service name

%s: detail of cause

##### [System Processing]

Processing will be aborted.

##### [Action]

Check the error detail and eliminate causes.

### 3.4.92 MCR00093

---

#### an error occurred in Mirroring Controller Arbitration process: {0}

##### [Description]

An error occurred in Mirroring Controller Arbitration process.

##### [Parameters]

{0}: detail of cause

##### [System Processing]

Processing will be aborted.

##### [Action]

Check the error detail and eliminate causes.

If you cannot clear the problem, contact Fujitsu technical support.

After removing the cause of errors, execute mc\_arb command with the -e option to stop Mirroring Controller Arbitration process forcibly.

After that, execute the mc\_arb command to start Mirroring Controller Arbitration process.

### 3.4.93 MCR00094

---

#### value of heartbeat\_interval in arbitration definition file "{1}" is too large compared with value of parameters for abnormality monitoring of operating system or server in server definition file of database server "{0}"

##### [Description]

Because the value of heartbeat\_interval parameter in the arbitration definition file is too large compared with the value of parameters for abnormality monitoring of the operating system or server in the server definition file of the database server, the arbitration for the target database server might be delayed.

##### [Parameters]

{0}: server ID

{1}: file name

[System Processing]

Continues processing.

[Action]

Correct the parameters for abnormality monitoring of the operating system or server according to the message and "Tuning for Optimization of Degradation Using Abnormality Monitoring With the Arbitration Server" of "Cluster Operation Guide (Database Multiplexing)".

After that, execute the mc\_arb command to restart Mirroring Controller Arbitration process.

### 3.4.94 MCR00095

---

**start to monitor of database server "{0}"**

[Description]

Start to monitor of the database server.

[Parameters]

{0}: server ID

### 3.4.95 MCR00096

---

**failed to start monitoring of database server "{0}"**

[Description]

Failed to start monitoring of the database server.

[Parameters]

{0}: server ID

[System Processing]

Processing will be aborted.

[Action]

Find the message output before this message from display, system log or event log, and then work around according to the Action of the message.

### 3.4.96 MCR00097

---

**stop Mirroring Controller Arbitration process forcibly because an error has occurred in Mirroring Controller Arbitration process: {0}**

[Description]

Stop Mirroring Controller Arbitration process forcibly because an error has occurred in Mirroring Controller Arbitration process

[Parameters]

{0}: detail of cause

[System Processing]

Mirroring Controller Arbitration process will be stopped forcibly.

[Action]

Check the error detail and eliminate causes.

If you cannot clear the problem, contact Fujitsu technical support.

After removing the cause of errors, execute the mc\_arb command to start Mirroring Controller Arbitration process.

### 3.4.97 MCR00098

---

#### stop monitoring of database server "{0}"

[Description]

Stop monitoring of the database server.

[Parameters]

{0}: server ID

### 3.4.98 MCR00099

---

#### detected an error on database server "{0}"

[Description]

Either of the followings has occurred.

- The database server is downed
- The arbitration network is abnormal

[Parameters]

{0}: server ID

[System Processing]

Continues processing.

## 3.5 Message Numbers Beginning with MCR00100

---

### 3.5.1 MCR00100

---

#### detected recovery of database server "{0}"

[Description]

detected recovery of the database server.

[Parameters]

{0}: server ID

### 3.5.2 MCR00101

---

#### arbitration for database server "{0}" has been delayed

[Description]

Either of the followings has occurred.

- The parameters for abnormality monitoring of the operating system or server are not optimally tuned
- The arbitration server is not responding

[Parameters]

{0}: server ID

## [System Processing]

Continues processing.

## [Action]

Take either of the following actions.

- When parameters for abnormality monitoring of the operating system or server are not optimally tuned

Correct the value of parameters for abnormality monitoring of the operating system or server according to the message and "Tuning for Optimization of Degradation Using Abnormality Monitoring With the Arbitration Server" of "Cluster Operation Guide (Database Multiplexing)".

After that, execute the `mc_ctl` command to stop Mirroring Controller, and execute the `mc_arb` command to stop the Mirroring Controller Arbitration process.

After that, execute the `mc_arb` command to start the Mirroring Controller Arbitration process, and execute the `mc_ctl` command to start Mirroring Controller.

- When the arbitration server is not responding

Identify the cause, and then remove it.

# Index

---

|   |     |                   |
|---|-----|-------------------|
|   | [E] |                   |
| Error type.....   |     | <a href="#">2</a> |
|   | [F] |                   |
| Format of messages output to the server message log.....      |     | <a href="#">1</a> |
| Format of messages returned to an application.....            |     | <a href="#">1</a> |
|   | [M] |                   |
| Message Format.....   |     | <a href="#">1</a> |
| Message number.....   |     | <a href="#">2</a> |
| Message text.....   |     | <a href="#">2</a> |
| Mirroring Controller Message Format.....                      |     | <a href="#">3</a> |
|   | [N] |                   |
| Notes on monitoring messages output to the server message log |     | <a href="#">1</a> |
| Notes on monitoring messages returned to an application.....  |     | <a href="#">1</a> |
|   | [O] |                   |
| Overview of Messages.....                                     |     | <a href="#">1</a> |