

Fujitsu Enterprise Postgres with SUSE Linux Enterprise on IBM LinuxONE

Power, resilience, security and automation for your data







Maximize the potential of your data

Fujitsu Enterprise Postgres is an exceptionally secure, reliable and portable relational database, created for organizations that require strong query performance and high availability. It is based on the world-renowned open-source system — PostgreSQL, with additional enterprise-grade features for enhanced security and performance.

Fujitsu Enterprise Postgres with SUSE Linux Enterprise on IBM LinuxONE delivers unparalleled enhanced security, resilience, performance, and scalability for your business.

Features and benefits

- | | | |
|---|--|---|
|  <p>Enhanced security for confidential computing</p> <p>Comprehensive security to ensure confidential computing including Transparent Data Encryption Data Masking Dedicated Audit Log CryptoCard integration and process isolation. Keep your data protected and private anywhere, anytime.</p> |  <p>Resilience and High Availability</p> <p>Always-on IT with cyber resilience for your data services. 99.999% availability, with Disaster Recovery, Mirroring Controller Connection Manager backup hardware compression and Redundant Array of Independent Memory to meet HA requirements to.</p> |  <p>Performance for your most demanding workloads</p> <p>Extremely fast processors, dedicated I/O offload engines, enhanced instruction set support, Vertical Clustered Index High-Speed Data Load Global Meta Cache and more. Benchmarks show up to 3.9x faster HTAP workloads in large data sets and 8.4x faster bulk data loads to.</p> |
|  <p>Scalability and flexibility to handle changes</p> <p>Modular hardware expansion, flexible software subscriptions, clustered deployments, unlimited rows and indexes per table enable cost-effective scaling to keep your</p> |  <p>Reduced database costs, upfront and ongoing</p> <p>Database licensing and operating costs can be reduced up to 80% per year when compared to other proprietary databases to achieve lower total cost of ownership with compatible enterprise</p> |  <p>Risk mitigation via established processes</p> <p>Proven migration process mitigates risk by leveraging world-class expertise in enterprise-scale RDMS. Over 18 years' experience in Postgres development and mission-critical systems to transition legacy infrastructure.</p> |



More Fujitsu Enterprise Postgres with SUSE Linux Enterprise on IBM LinuxONE™

- Fast processors, designed for sustained 80 to 90% utilization
- Modular hardware expansion and Capacity On Demand (COD) to deliver more resources when they are needed
- Anomaly detection to quickly identify suspicious items, events, or observations
- Dedicated offload engines to accelerate specific functions
- Parallelization + aggregation to boost performance while reducing I/O



To learn more, contact us at enterprisepostgres@fujitsu.com